



Athletics Strategic Communications • Sports Center • 5998 Alcalá Park • San Diego, CA • 92110 • USDToreros.com
Men's Basketball Contact • Chris Kutz • c. 559.871.2091 • ckutz@sandiego.edu

2019-20 SCHEDULE

NOVEMBER

5	UC Irvine	L, 73-76
9	at Long Beach State	L, 64-72
12	Fresno State	W, 72-66
14	at Weber State	W, 71-56
16	at #25/rv Colorado	L, 53-71
20	SDSU (rv)	L, 49-66
24	at #25 Washington	L, 69-88
27	Hofstra&	W, 79-69

DECEMBER

1	vs. St. Bonaventure^	L, 61-70
2	vs. UIC^	L, 83-89
7	Holy Cross&	W, 68-51
11	at Cal State Fullerton	W, 66-54
14	UC Davis	W, 58-54
21	Stanford%	L, 59-62
29	Whittier College	W, 93-67

JANUARY

2	at LMU*	L, 58-64
4	at Santa Clara*	L, 63-80
9	#1 Gonzaga*	L, 50-94
11	Pepperdine*	L, 78-85
16	at BYU*	6 pm (PT)
18	at Portland*	7 pm
25	Santa Clara*	3 pm
30	San Francisco*	7 pm

FEBRUARY

1	at Pacific*	7 pm
6	Saint Mary's*	8 pm
8	Portland*	7 pm
13	at Pepperdine*	8 pm
15	BYU*	7 pm
22	at Saint Mary's*	5 pm
27	at Gonzaga*	6 pm
29	Pacific*	7 pm

MARCH

5-10	WCC Tournament	TBD
------	----------------	-----

All times are Pacific

Home games in bold

^ Boca Raton Beach Classic (Boca Raton, Fla.)

& Boca Raton Beach Classic (San Diego)

% Al Atlles Classic (Chase Center - San Francisco)

* WCC opponent

TOREROS TRAVEL TO BYU

USD has not won at BYU in nine previous tries

San Diego Toreros (7-12, 0-4 WCC) • BYU Cougars (13-5, 2-1 WCC)

Thursday, January 16 • 7 p.m. MT/6 p.m. PT

Marriott Center (18,987) • Provo, Utah

TV • BYUtv | Live Audio • USDToreros.com | Live Stats • USDToreros.com

SAN DIEGO – After a two-game stint at home, San Diego returns to the road in conference action this week, starting with a 7 p.m. MT/6 p.m. matchup at BYU on Thursday in the Marriott Center.

USD, on a four-game losing streak, has never won in nine previous tries at BYU. The Cougars, meanwhile, enter Thursday having won seven of their last eight games. The two sides have defended the arc well all season as both are among the top-three in the WCC in three-point defense.

Thursday's game can be watched on BYUtv and heard on www.USDToreros.com.

2019-20 SAN DIEGO ROSTER

No.	Player	Pos.	Ht.	Yr.	Major	Hometown/Previous School
0	Marion Humphrey	G	6-2	R-Fr.	Undeclared	Hoover, AL/Hoover HS/TaylorMade Academy
1	Braun Hartfield	G	6-6	R-Jr.	Communication Studies	Cleveland, OH/Garfield Heights/Youngstown St.
2	Joey Calcaterra	G	6-3	R-So.	Undeclared	Novato, CA / Marin Catholic
3	Noel Coleman	G	6-1	Fr.	Undeclared	Leopoldsburg, Belgium/Sunrise Christian Academy
4	Sabry Philip	G	6-4	Fr.	Undeclared	Edmonton, Canada/TRC Academy
5	Finn Sullivan	G	6-4	So.	Undeclared	San Diego, CA/Torrey Pines
10	Mikal Gjerde	F	6-7	Fr.	Undeclared	Haugesund, Norway/Woodstock Academy
14	Felipe Doria	G	6-5	Fr.	Undeclared	Sao Paulo, Brazil/IMG Academy
15	Alex Floresca	F	6-8	R-Sr.	Architecture	St. Louis, MO / Webster Groves
20	Jared Rodriguez	F	6-7	R-So.	Anthropology	Glendale, AZ/Mountain Ridge/Idaho
23	James Jean-Marie	F	6-7	Jr.	Sociology	Montreal, Canada/Navarro College
25	Yauhen Massalski	F	6-10	Jr.	Marketing	Minsk, Belarus / Gymnasium No. 15
31	Reggie Parris	G	6-3	R-Fr.	Undeclared	Lakewood, CO/J.K. Mullen
40	Vladimir Pinchuk	C	6-11	Jr.	Computer Science	Schwelm Germany/New Mexico

Head Coach: Sam Scholl (2nd Season as head coach, 11th Season at USD, 20th Overall; San Diego, 2001)

Assistant Coach: David Carter (2nd Season at USD, 29th Overall; Saint Mary's, 1989)

Assistant Coach: Jerry Brown (1st Season at USD; 2nd Overall; Fresno State, 2013)

Assistant Coach: Martin Bahar (1st Season at USD; 14th Overall; Vanderbilt, 2006)

Director of Operations: Lance LeVetter (5th Season at USD, 25th Overall; Northern Arizona, 1992)

Graduate Assistant: Ken Rancifer

Student Manager: Jose Martinez

Athletic Trainer: Eli Bisnett-Cobb

PRONUNCIATION GUIDE

No.	Player
2	Cal-kuh-terra
4	Say-bree Phillip
10	Mi-call JER-dee
15	Floor-es-ka
23	Jawn Marie
25	Yow-in MUH-saul-ski
HC	SHOLE (rhymes with soul)

SAN DIEGO PROBABLE STARTERS

No.	Player	Pos.	Ht.	Yr.	PPG	RPG	APG
0	Marion Humphrey	G	6-2	R-Fr.	8.1	3.4	2.4
1	Braun Hartfield	G	6-6	R-Jr.	13.1	6.1	2.1
2	Joey Calcaterra	G	6-3	R-So.	12.4	2.8	2.4
15	Alex Floresca	F	6-8	R-Sr.	6.7	4.5	1.8
23	James Jean-Marie	F	6-7	Jr.	7.6	5.8	1.0



SAN DIEGO'S RECORD WHEN

Category	H	R	N	O
Scoring First	2-3	2-3	0-2	4-8
Opponent Scores First	3-1	0-2	0-1	3-4
Lead at Half	3-1	2-1	0-1	5-3
Trail at Half	2-3	0-4	0-2	2-9
Tied at Half	0-0	0-0	0-0	0-0
Overtime	1-0	0-0	0-0	1-0
vs. Top 25 (AP)	0-0	0-2	0-0	0-2
Decided by 1-4 Points	1-1	0-0	0-1	1-2
Decided by 5-9 Points	1-1	0-1	0-2	1-4
Decided by 10+ Points	3-2	2-4	0-0	5-6
Scoring 100+	0-0	0-0	0-0	0-0
Scoring 90-99	1-0	0-0	0-0	1-0
Scoring 80-89	0-0	0-0	0-1	0-1
Scoring 70-79	2-2	1-0	0-0	3-2
Scoring 60-69	1-0	1-3	0-1	2-4
Scoring 50-59	1-1	0-2	0-1	1-4
Scoring 40-49	0-1	0-0	0-0	0-1
Opp. Scoring 100+	0-0	0-0	0-0	0-0
Opp. Scoring 90-99	0-1	0-0	0-0	0-1
Opp. Scoring 80-89	0-1	0-2	0-1	0-4
Opp. Scoring 70-79	0-1	0-2	0-1	0-4
Opp. Scoring 60-69	3-1	0-1	0-1	3-3
Opp. Scoring 50-59	2-0	2-0	0-0	4-0
Opp. 49 or Fewer	0-0	0-0	0-0	0-0
50%-plus FG Pct.	1-0	1-0	0-0	2-0
40-49.9% FG Pct.	3-1	1-3	0-2	4-6
39.9%-minus FG Pct.	1-3	0-2	0-1	1-6
Opp. 50%-plus FG Pct.	0-0	0-2	0-1	0-3
Opp. 40-49.9% FG Pct.	1-4	0-3	0-2	1-9
Opp. 39.9%-minus	4-0	2-0	0-0	6-0
Better FG% than Opp.	5-0	2-1	0-0	7-1
FG% is Equal	0-0	0-0	0-0	0-0
Opp. Better FG%	0-4	0-4	0-3	0-11
80%-plus FT Pct.	0-0	0-2	0-0	0-2
70-79% FT Pct.	1-2	2-1	0-1	3-4
69%-minus FT Pct.	4-2	0-2	0-2	4-6
Better FT% than Opp.	2-1	2-2	0-1	4-4
FT% is Equal	0-0	0-0	0-0	0-0
Opp. Better FT%	3-3	0-3	0-2	3-8
Outrebounding Opp.	4-1	1-1	0-1	5-3
Rebounds are Equal	0-0	0-0	0-0	0-0
Outrebounded by Opp.	1-3	1-4	0-2	2-9
Fewer TO than Opp.	4-1	1-0	0-2	5-3
Turnovers are Equal	0-0	0-0	0-0	0-0
More TO than Opp.	1-3	1-5	0-1	2-9
6 in Double Figures	0-0	0-0	0-0	0-0
5 in Double Figures	0-0	0-0	0-0	0-0
4 in Double Figures	2-1	0-2	0-1	2-4
3 in Double Figures	3-1	2-1	0-2	5-4
2 in Double Figures	0-1	0-2	0-0	0-3
1 in Double Figures	0-0	0-0	0-0	0-0
Bench Scores More	4-3	0-2	0-2	4-7
Opp. Bench Scrs. More	1-1	2-3	0-1	3-5
Bench Scores Same	0-0	0-0	0-0	0-0
Wearing Navy	0-0	1-3	0-2	1-5
Wearing White	4-4	0-0	0-1	4-5
Wearing Torero Blue	1-0	1-2	0-0	2-2
Wearing Black	0-0	0-0	0-0	0-0

LAST TIME OUT: USD'S RALLY FALLS SHORT IN LOSS TO PEPPERDINE

- Finn Sullivan scored a career-high 25 points and San Diego cut an 18-point deficit down to one before falling to Pepperdine 85-78 on Saturday at the Jenny Craig Pavilion. USD trailed 45-27 four minutes into the second half, but sparked by a Joey Calcaterra three-pointer, the Toreros scored 24 of the next 31 points to make it a one-point disadvantage at 52-51 with just under 10 minutes remaining. The Waves (8-9, 1-2 WCC), though, used six second-half three-pointers to help hand the Toreros their fourth-straight loss. The Toreros had 33 points off the bench, led by the personal-best 25 from Sullivan. The sophomore was 10-of-13 from the field, including 4-of-6 from three, to lead all USD scorers. He also had five assists and three rebounds. Braun Hartfield and Alex Floresca joined Sullivan in double-figures as Hartfield had 17 points to go with his six boards while Floresca had 13 to fall one short of his season-high. The Waves had a pair of 20-point scorers in Kameron Edwards (23) and Colbey Ross (22). The two combined for seven of Pepperdine's 11 three-pointers, which tied the most allowed by USD in a game this season.

ALL-TIME SERIES AGAINST BYU

- Thursday will be 22nd all-time meeting between San Diego and BYU. The Toreros trail in the series, 6-15.

- The Toreros won the last meeting, a 80-57 triumph in the quarterfinals of the WCC Tournament in Las Vegas on March 9, 2019. Isaiah Pineiro scored 27 while the Toreros shot 49 percent from the field. The Cougars, meanwhile, logged a 31 percent shooting effort.

- USD is 1-3 in the last four meetings against BYU.

- The Toreros have not won back-to-back games against BYU since 2013.

- The Toreros are 0-9 all-time in Provo. Last year, they fell 87-73 at BYU on March 2, 2019.

LOOKING AHEAD

- The Toreros travel to Portland to take on the Pilots for the first time this season on Saturday at 7 p.m.

FINN SHOWS OUT

- Coming off the bench, sophomore Finn Sullivan had a career-best game against Pepperdine last Saturday. The guard scored a personal-best 25 points and tallied five assists, three rebounds and a steal in 27 minutes.

- The new career-high in points bested his previous high of 17 set against BYU in the quarterfinals of the 2019 WCC Tournament.

- Sullivan became only the second Torero in the last 10 years to have 25+ points and 5+ assists in a single-game. He joined Isaiah Pineiro, who did it twice last season and once during the 2017-18 season.

- Sullivan was 10-of-13 from the field against the Waves, which was his best career shooting night when taking five or more shots. The field goals made were also a career-high.

- Sullivan enters the week shooting 52.2% from the field in conference-only games, which is best on the team and 15th-best in the conference.

- In the last two games, Sullivan has a combined 30 points on 63.2% shooting (12-of-19), seven assists and four rebounds. He had five points against No. 1 Gonzaga in 16 minutes off the bench.

- After going two games without a three-pointer made, Sullivan is 5-of-8 from long range in the last two. He is shooting 32.1% from three for the season.

- Before Sullivan's recent two-game stretch in which he is averaging 15.0 points per contest, Sullivan had gone scoreless in the previous three games against DI opponents. He had 13 against Whittier during the middle of the nearly month-long span.

OFFENSIVE OUTBURST

- USD broke out offensively against Pepperdine as the 78 points were its most against a Division I team since December 2, 2019 at UIC. The Toreros had gone seven games without breaking the 70-point barrier against DI opponents.

- The Toreros have turned in six games this season with 70+ points (3-3 record).



USD QUICK FACTS

Location	San Diego, CA
Founded	1949
Enrollment	9,073 (5,855 undergraduates)
Affiliation	NCAA Division I
Conference	West Coast Conference
Nickname	Toreros
School Colors	Torero Blue, Navy, White
Arena	Jenny Craig Pavilion (5,100)
Press Row Phone	(619) 767-3928
Athletic Dept. Phone	(619) 260-4803
President	James T. Harris III, D.Ed
Executive Director of Athletics	Bill McGillis
Director of Sports Medicine	
Head Athletic Trainer	Eli Bisnett-Cobb
Director of Athletic Performance	Mark Lamoreaux
Associate Athletics Director for Strategic Communications	Chris Kutz

PROGRAM HISTORY

First year of basketball	1955-56
Joined Division I	(1979-80)
NCAA Tournaments (Last)	4 (2008)
NCAA Tournament Record	1-4
NCAA Appearances	2008, 2003, 1987, 1984
2008 NCAA Scores	(64) W - UCONN 70-69 ot (32) L- WKU 72-63
Overall All-Time Record	918-909
Overall All-Time Record (Div. I)	600-599
Best Overall Record (Win %)	.800 (24-6; 1986-87)

TEAM INFORMATION

Head Coach	Sam Scholl (2nd Year)
Career Overall Record	30-29 (.508)*
At San Diego	Same
2018-19 Overall Record	21-15
2018-19 WCC Record (Place)	7-9 (7th)
2018-19 Home Record	12-4
2018-19 Road Record	5-9
2018-19 Neutral Court Record	4-2
Letterwinners returning/Lost	4/13
Starters returning/Lost	1/4

*Scholl went 2-2 as the acting head coach during the final four games of the 2017-18 season

AT THE POINT

- Marion Humphrey had three assists and no turnovers against Pepperdine last Saturday. It was the fifth time in the last six games in which he had three or more assists and second time in those five instances which he had no turnovers.

- Humphrey has a 3.3 assist-to-turnover ratio in the last five games, turning in 20 assists against six turnovers.

- Humphrey enters the week 10th in the WCC in assists in conference-only games (3.3) while his assist-to-turnover ratio in WCC contests (2.2) is tied for sixth-best.

- Humphrey had seven assists and no turnovers against Whittier on December 29, making it only the fourth time in the last 10 seasons a Torero had seven-plus assists and no turnovers (source: Sports Reference). It was the first time since Isaiah Wright had eight assists and no turnovers against Weber State in last year's season opener on November 6, 2018.

TEAM ASSISTS

- With the help of Marion Humphrey and his team-leading 46 assists, the Toreros are 51st in the country and sixth in the WCC in total assists (253). Five Toreros have 30+ assists this year: Humphrey (46), Joey Calcaterra (45), Braun Hartfield (39), Alex Floresca (35), and Finn Sullivan (31).

CREATING OFFENSE

- USD had 15 assists on 27 field goals against Pepperdine, giving it six straight games in which it had 50% of its field goals on assists. For the season, the Toreros generate 54% of their field goals off assists, compared to the Division I average of 51%. In the last six games, USD's average is 64% (96 assists, 150 field goals made).

FIRST vs. SECOND

- In conference-only games, the Toreros are shooting 44.4% (52-of-117) in the second half - compared to 34.3% (37-of-108) in the first half. USD is averaging 37.8 points in the second half and 24.5 in the first.

- Defensively, the Toreros are allowing opponents to shoot 43.8% in the second half of WCC games and 50% in the first.

START TO THE WCC SEASON

- The Toreros are 0-4 to start their conference schedule for the first time since 2015-16. They have not started a WCC season 0-5 since 2010-11.

BLOCK BY BLOCK

- Yauhen Massalski currently ranks fifth in program history with 107 career blocks. He is only the fifth Torero to have 100+ blocks in a career, and he has 40+ blocks in each of his first two seasons at USD.

- The Belarus native has a block in seven of his eight games this year. He has at least one block in 53 career games, which are the third-most since 2010-11 by a Torero (source: Sports Reference). Jito Kok (2013-16) had 111 career games with at least one block to lead the program.

All-Time Career Blocks

USD History
Jito Kok (2012-15) - 193
Scott Thompson (1983-87) - 183
Gyno Pomare (2005-09) - 158
Dondi Bell (1987-1991) - 129
Yauhen Massalski (2017-Current) - 107

UNDER 60

- USD has held opponents to less than 60 points four times this season, going 4-0 in such contests.

- Last year, the Toreros held 10 opponents to 59 points or less and posted a 10-0 record in those games. They have won 15 consecutive games, dating back to 2017-18, when holding teams to less than 60 points.

- The Toreros are 14-0 under head coach Sam Scholl when they hold teams to 59 points or less (30-25 overall in his two-plus seasons as the head coach).



STARTING LINEUPS

11/5	UC Irvine	Humphrey	Calcaterra	Hartfield	Floresca	Massalski	0-1
11/9	at Long Beach St.	Humphrey	Calcaterra	Hartfield	Floresca	Jean-Marie	0-1
11/12	Fresno State	Humphrey	Calcaterra	Hartfield	Floresca	Jean-Marie	1-1
11/14	at Weber State	Humphrey	Calcaterra	Hartfield	Floresca	Jean-Marie	2-1
11/16	at #25 Colorado	Humphrey	Calcaterra	Hartfield	Floresca	Jean-Marie	2-2
11/20	SDSU	Humphrey	Calcaterra	Hartfield	Floresca	Jean-Marie	2-3
11/24	at #25 Washington	Humphrey	Calcaterra	Hartfield	Floresca	Jean-Marie	2-4
11/27	Hofstra	Humphrey	Calcaterra	Hartfield	Floresca	Jean-Marie	3-4
12/1	vs. St. Bonaventure	Humphrey	Calcaterra	Hartfield	Floresca	Jean-Marie	3-5
12/2	vs. UIC	Humphrey	Calcaterra	Hartfield	Floresca	Jean-Marie	3-6
12/7	Holy Cross	Humphrey	Calcaterra	Sullivan	Floresca	Jean-Marie	1-0
12/11	at Cal State Fullerton	Humphrey	Calcaterra	Hartfield	Floresca	Jean-Marie	4-6
12/14	UC Davis	Humphrey	Calcaterra	Hartfield	Floresca	Jean-Marie	5-6
12/21	vs. Stanford	Humphrey	Calcaterra	Hartfield	Floresca	Massalski	0-2
12/29	Whittier College	Humphrey	Calcaterra	Hartfield	Floresca	Massalski	1-2
1/2	at LMU*	Humphrey	Calcaterra	Hartfield	Floresca	Massalski	1-3
1/4	at Santa Clara*	Humphrey	Calcaterra	Hartfield	Floresca	Jean-Marie	5-7
1/9	Gonzaga*	Humphrey	Calcaterra	Hartfield	Floresca	Jean-Marie	5-8
1/11	Pepperdine*	Humphrey	Calcaterra	Hartfield	Floresca	Jean-Marie	5-9
1/16	at BYU*						
1/18	at Portland*						
1/25	Santa Clara*						
1/30	San Francisco*						
2/1	at Pacific*						
2/6	Saint Mary's*						
2/8	Portland*						
2/13	at Pepperdine*						
2/15	BYU*						
2/22	at Saint Mary's*						
2/27	at Gonzaga*						
2/29	Pacific*						

DOUBLE-DOUBLES

Player	Date	Opponent	Statistics
Jean-Marie	11/12/19	FRESNO STATE	11 pts, 11 reb
Jean-Marie	11/21/19	SDSU	10 pts, 10 reb
Hartfield	11/27/19	HOFSTRA	25 pts, 12 reb
Hartfield	12/2/19	vs. UIC	14 pts, 10 reb
Massalski	12/29/19	WHITTIER	17 pts, 10 reb



20+ POINT GAMES

Player	Date	Opponent	Statistics
Sullivan	1/11/20	PEPPERDINE	25 pts (10-13 FG)
Hartfield	11/27/19	HOFSTRA	25 pts (10-18 FG)
Rodriguez	12/2/19	vs. UIC	22 pts (7-14 FG)
Calcaterra	11/27/19	HOFSTRA	21 pts (8-17 FG)
Calcaterra	11/14/19	at Weber State	21 pts (8-11 FG)
Calcaterra	11/12/19	FRESNO STATE	21 pts (5-13 FG)
Hartfield	12/29/19	WHITTIER	20 pts (7-11 FG)
Calcaterra	11/9/19	at Long Beach State	20 pts (5-12 FG)

DOUBLE-DIGIT POINTS

Player	Times	Last
Braun Hartfield	14	1/11/20, PEPPERDINE
Joey Calcaterra	12	1/4/20, at Santa Clara
Marion Humphrey	8	1/4/20, at Santa Clara
James Jean-Marie	6	1/4/20, at Santa Clara
Yauhen Massalski	4	1/2/20, at LMU
Alex Floresca	4	1/11/20, PEPPERDINE
Finn Sullivan	4	1/11/20, PEPPERDINE
Jared Rodriguez	3	12/2/19, vs. UIC
Noel Coleman	2	11/20/19, SDSU

10+ REBOUNDS IN A GAME

Player	Date	Opponent	Reb. (Offense-Defense)
Humphrey	12/14/19	UC DAVIS	12 (2-10)
Hartfield	11/27/19	HOFSTRA	12 (3-9)
Jean-Marie	11/9/19	at Long Beach State	12 (4-8)
Jean-Marie	11/12/19	FRESNO STATE	11 (1-10)
Massalski	12/29/19	WHITTIER	10 (7-3)
Floresca	12/11/19	at Cal State Fullerton	10 (0-10)
Hartfield	12/2/19	vs. UIC	10 (2-8)
Jean-Marie	11/20/19	SDSU	10 (2-8)

5+ ASSISTS IN A GAME

Player	Date	Opponent	Statistics
Humphrey	12/29/19	WHITTIER	7 assists (0 TO)
Sullivan	1/11/20	PEPPERDINE	5 assists (1 TO)
Humphrey	1/2/20	at LMU	5 assists (4 TO)
Coleman	12/7/19	HOLY CROSS	5 assists (2 TO)
Humphrey	12/2/19	vs. UIC	5 assists (3 TO)
Calcaterra	11/27/19	HOFSTRA	5 assists (0 TO)
Jean-Marie	11/24/19	at #25 Washington	5 assists (1 TO)
Calcaterra	11/14/19	at Weber State	5 assists (2 TO)




SEASON AND CAREER-HIGHS



#0 MARION HUMPHREY R-FR | G | 6-2 | 185 | UNDECLARED | HOOVER, ALA. | TAYLORMADE ACADEMY | HOOVER HIGH SCHOOL

- Joined the Toreros in the spring semester of the 2018-19 season and redshirted
- Attended TaylorMade Academy in the fall of 2018
- 2017-18 Gatorade Alabama Boys Athlete of the Year in track and field
- Father, Bobby, was an All-American running back at Alabama and played in the NFL
- Brother, Marlon, is currently a cornerback for the Baltimore Ravens
- Mother, Barbara, set the UAB 400-meter school record in 1988 (53.30 seconds)

Career	Category	2019-20 Season
SAME	POINTS	17, 2x (Last: 12/2/19, vs. UIC)
SAME	REBOUNDS	12 (12/14/19, UC DAVIS)
SAME	ASSISTS	7 (12/29/19, WHITTIER)
SAME	STEALS	4 (11/14/19, at Weber State)
SAME	BLOCKS	2 (11/27/19, HOFSTRA)



#1 BRAUN HARTFIELD R-JR | G | 6-6 | 185 | UNDECLARED | CLEVELAND, OHIO | YOUNGSTOWN STATE | GARFIELD HEIGHTS HIGH SCHOOL

- Redshirted in 2018-19 due to NCAA transfer rules
- Played 2 seasons at Youngstown State, appearing in 66 games (43 starts)
- Averaged 13.6 points, 4.3 rebounds and 1.7 steals as a sophomore in 2017-18
- Reached double-figures in points 22 times in 2017-18
- Scored 20+ points 8 times in 2017-18

Career	Category	2019-20 Season
SAME	POINTS	25 (11/27/19, HOFSTRA)
SAME	REBOUNDS	12 (11/27/19, HOFSTRA)
SAME	ASSISTS	4, 3x (Last: 12/21/19, vs. Stanford)
SAME	STEALS	3, 3x (1/4/20, at Santa Clara)
SAME	BLOCKS	2, 3x (Last: 11/27/19, HOFSTRA)



#2 JOEY CALCATERA R-SO | G | 6-3 | 165 | UNDECLARED | NOVATO, CALIF. | MARIN CATHOLIC HIGH SCHOOL

- Scored 20+ points in back-to-back games on 11/9 and 11/14
- Played in 32 games (5 starts) as a redshirt freshman
- Averaged 2.8 points, 0.9 rebounds, 0.8 assists in 12.4 minutes per game
- Sat out 2017-18 as a redshirt
- Averaged 30 points as a senior in high school

Career	Category	2019-20 Season
21, 3x (11/27/19, HOFSTRA)	POINTS	21, 3x (11/27/19, HOFSTRA)
7 (12/2/19, vs. UIC)	REBOUNDS	7 (12/2/19, vs. UIC)
6, Pepperdine (1/12/19)	ASSISTS	5, 2x (11/27/19, HOFSTRA)
4 (11/5/19, UC IRVINE)	STEALS	4 (11/5/19, UC IRVINE)
2, 2x (Last: 12/14/19, UC DAVIS)	BLOCKS	2 (12/14/19, UC DAVIS)



#3 NOEL COLEMAN FR | G | 6-1 | 175 | UNDECLARED | LEOPOLDSBURG, BELGIUM | SUNRISE CHRISTIAN ACADEMY (KS)

- Attended Sunrise Christian Academy in Wichita, KS
- Averaged 7.1 points on 50% shooting in 15 games
- Played for the Belgian national team at the 2018 FIBA U18 European Championship (Division B), averaging 10.5 points and 2.6 assists in 9 games

Career	Category	2019-20 Season
SAME	POINTS	10, 2x (Last: 11/20/19, SDSU)
SAME	REBOUNDS	4 (12/29/19, WHITTIER)
SAME	ASSISTS	5 (12/7/19, HOLY CROSS)
SAME	STEALS	2 (11/16/19, at #25 Colorado)
SAME	BLOCKS	--



#4 SABRY PHILIP FR | G | 6-4 | 190 | UNDECLARED | EDMONTON, CANADA | TRC ACADEMY (CANADA)

- Attended The RISE Centre (TRC) Academy in Brantford, Ontario in 2018-19
- Named team co-MVP
- Averaged 25.0 points and 5.0 rebounds as a senior at Harry Ainlay HS in Edmonton

Career	Category	2019-20 Season
SAME	POINTS	4, 3x (Last: 12/29/19, WHITTIER)
SAME	REBOUNDS	1, 3x
SAME	ASSISTS	1, 2x
SAME	STEALS	--
SAME	BLOCKS	1 (11/16/19, at #25 Colorado)



#5 FINN SULLIVAN SO | G | 6-4 | 190 | UNDECLARED | SAN DIEGO, CALIF. | TORREY PINES HIGH SCHOOL

- Missed first 4 games due to injury
- Appeared in 32 games (1 start) as a freshman
- Scored 17 points in a win over BYU in the WCC Tournament
- Averaged 4.1 points, 1.9 rebounds and 0.5 assists in 16.4 minutes per game
- First collegiate start against Pepperdine (Jan. 12)

Career	Category	2019-20 Season
25 (11/11/20, PEPPERDINE)	POINTS	25 (11/11/20, PEPPERDINE)
7, at SDSU (12/5/18)	REBOUNDS	4, 2x (12/29/19, WHITTIER)
5 (1/11/20, PEPPERDINE)	ASSISTS	5 (11/11/20, PEPPERDINE)
3 (11/24/19, at #25 Washington)	STEALS	3 (11/24/19, at #25 Washington)
2, at SDSU (12/5/18)	BLOCKS	1 (12/14/19, UC DAVIS)



#10 MIKAL GJERDE FR | F | 6-7 | 200 | UNDECLARED | HAUGESUND, NORWAY | WOODSTOCK ACADEMY (CT)

- Scored 4 pts and grabbed 3 reb in his USD debut on 11/24/19 at #25 Washington
- Attended Woodstock Academy in Connecticut in 2018-19
- Played for the Norwegian national team at the 2018 FIBA U18 European Championships (Division B)
- Averaged 18.5 points and 11 rebounds in the FIBA tournament

Career	Category	2019-20 Season
SAME	POINTS	4 (11/24/19, at #25 Washington)
SAME	REBOUNDS	3 (11/24/19, at #25 Washington)
SAME	ASSISTS	1 (11/24/19, at #25 Washington)
SAME	STEALS	--
SAME	BLOCKS	--



#14 FELIPE DORIA FR | G | 6-5 | 180 | UNDECLARED | SAO PAULO, BRAZIL | IMG ACADEMY (FL)

- Walk-on
- Played last season at the IMG Academy in 2018-19
- Father is the current governor of Sao Paulo, in office since January 2019 and was the mayor of Sao Paulo from January 2017 to April 2018
- Father was also the host of the Brazilian version of "The Apprentice"

Career	Category	2019-20 Season
SAME	POINTS	--
SAME	REBOUNDS	--
SAME	ASSISTS	1 (12/29/19, WHITTIER)
SAME	STEALS	--
SAME	BLOCKS	--



#15 ALEX FLORESCA RS SR | F | 6-8 | 240 | ARCHITECTURE | ST. LOUIS, MO. | WEBSTER GROVES

- The team's lone senior
- Started 16 games and appeared in 35 as a redshirt junior
- Averaged 19.5 minutes, 5.3 points and 3.2 rebounds
- Appeared in all 34 games during 2017-18 after sitting out the 2016-17 season due to a shoulder injury

Career	Category	2019-20 Season
16, vs. CSUN (12/9/18)	POINTS	14 (12/29/19, WHITTIER)
10 (12/11/19, at Cal State Fullerton)	REBOUNDS	10 (12/11/19, at Cal State Fullerton)
6, vs. Washington State (12/22/18)	ASSISTS	4, 3x (1/2/20, at LMU)
3 (12/21/19, vs. Stanford)	STEALS	3 (12/21/19, vs. Stanford)
2, 3x (Last: 1/2/20, at LMU)	BLOCKS	2, 1/2/20, at LMU



* Most recent | "Career" is USD career only

SEASON AND CAREER HIGHS



#20 JARED RODRIGUEZ R-SO | F | 6-7 | 205 | ANTHROPOLOGY | GLENDALE, ARIZ. | IDAHO | MOUNTAIN RIDGE HIGH SCHOOL

- Appeared in all 32 games (31 starts) as a redshirt freshman at Idaho
- Was the team leader in rebounds
- Third on the team in points
- Transfer waiver approved by the NCAA on 11/8/19, made his debut on 11/9/19

Career	Category	2019-20 Season
SAME	POINTS	22 (12/2/19, vs. UIC)
SAME	REBOUNDS	8 (1/11/20, PEPPERDINE)
SAME	ASSISTS	2 (11/20/19, SDSU)
SAME	STEALS	1, 5x
SAME	BLOCKS	1, 2x



#23 JAMES JEAN-MARIE JR | F | 6-7 | 225 | SOCIOLOGY | MONTREAL, CANADA | NAVARRO COLLEGE

- Played for Navarro College in 2018-19, averaging 12.7 points and 7.3 rebounds
- Prior to Navarro College, he played for Indian Hills CC in Iowa
- Attended Athlos Leadership Academy (TX)

Career	Category	2019-20 Season
SAME	POINTS	14, 2x (Last: 1/4/20, at Santa Clara)
SAME	REBOUNDS	12 (11/9/19, at LBSU)
SAME	ASSISTS	5 (11/24/19, at #25 Washington)
SAME	STEALS	1, 4x
SAME	BLOCKS	2, 4x (Last: 12/11/19, at Cal State Fullerton)



#25 YAUHEN "SQUIRREL" MASSALSKI JR | F | 6-10 | 227 | MARKETING | MINSK, BELARUS | GYMNASIUM NO. 15

- Nickname given to him as a freshman by coaches because of high energy and "squirrelly" personality
- Leading statistical returner on the team
- Member of the Belarus U18 National Team and competed at the 2016 and 2017 U18 Euro Championships

Career	Category	2019-20 Season
17, 2x (Last: 12/29/19, WHITTIER)	POINTS	17 (12/29/19, WHITTIER)
14, vs. Colorado (11/20/18)	REBOUNDS	10 (12/29/19, WHITTIER)
4, vs. Colorado (11/20/18)	ASSISTS	3 (12/11/19, at Cal State Fullerton)
2, 3x (12/21/19, vs. Stanford)	STEALS	2 (12/21/19, vs. Stanford)
7 vs. Pacific (1/5/19)	BLOCKS	4 (12/14/19, UC DAVIS)



#31 REGGIE PARRIS R-FR | G | 6-3 | 185 | UNDECLARED | LAKEWOOD, COLO. | J.K. MULLEN HIGH SCHOOL

- Walk-on
- Spent the 2018-19 season on the USD baseball team

Career	Category	2019-20 Season
SAME	POINTS	2 (12/29/19, WHITTIER)
SAME	REBOUNDS	--
SAME	ASSISTS	--
SAME	STEALS	--
SAME	BLOCKS	--



#40 VLADIMIR PINCHUK JR | C | 6-11 | 230 | COMPUTER SCIENCE | SCHWELM, GERMANY | NEW MEXICO

- Will redshirt in 2019-20 due to NCAA transfer rules

Career	Category	2019-20 Season
--	POINTS	--
--	REBOUNDS	--
--	ASSISTS	--
--	STEALS	--
--	BLOCKS	--



GAME-BY-GAME LEADERS

2019-20

DATE	OPPONENT	W/L	USD	OPP	POINTS	REBOUNDS	ASSISTS	STEALS	ATT
11/5	UC Irvine	L	73	76	Hartfield (17)	Hartfield (8)	Floresca (4)	Calcaterra (4)	1,517
11/9	at Long Beach St.	L	62	74	Calcaterra (20)	Jean-Marie (12)	Humphrey (3)	3 players (1)	3,548
11/12	Fresno State	W	72	66	Calcaterra (21)	Jean-Marie (11)	Floresca (4)	Humphrey (3)	1,145
11/14	at Weber State	W	71	56	Calcaterra (21)	Jean-Marie (9)	Calcaterra (5)	Humphrey (4)	5,586
11/16	at #25 Colorado	L	53	71	Calcaterra/Humphrey (10)	Jean-Marie (8)	Floresca/Hartfield (3)	3 players (1)	7,713
11/20	SDSU	L	49	66	Coleman/Jean-Marie (10)	Jean-Marie (10)	Floresca (3)	4 players (1)	4,524
11/24	at #25 Washington	L	69	88	Humphrey (13)	Jean-Marie (5)	Jean-Marie (5)	Sullivan (3)	8,537
11/27	Hofstra	W	79	69	Hartfield (25)	Hartfield (12)	Calcaterra (5)	Hartfield (3)	907
12/1	vs. St. Bonaventure	L	61	70	Hartfield (18)	Jean-Marie (6)	Calcaterra (4)	Humphrey (2)	---
12/2	vs. UIC	L	83	89	Rodriguez (22)	Hartfield (10)	Humphrey (5)	Hartfield (2)	---
12/7	Holy Cross	W	68	51	Massalski (12)	Massalski (8)	Coleman (5)	Hartfield (3)	1025
12/11	at Cal State Fullerton	W	66	54	Hartfield (18)	Floresca (10)	Humphrey (4)	4 players (1)	723
12/14	UC Davis	W	58	54	Hartfield/Sullivan (11)	Humphrey (12)	Hartfield (4)	Calcaterra (2)	1,199
12/21	vs. Stanford	L	59	62	Calcaterra (17)	Hartfield/Massalski (9)	Hartfield (4)	Floresca (3)	3,586
12/29	Whittier College	W	93	67	Hartfield (20)	Massalski (10)	Humphrey (7)	Hartfield (2)	1,149
1/2	at LMU*	L	58	64	Calcaterra (14)	3 tied with 6	Humphrey (5)	Coleman (1)	770
1/4	at Santa Clara*	L	63	80	Hartfield (16)	Jean-Marie (6)	4 tied with 3	Hartfield (3)	1,361
1/9	#1 Gonzaga*	L	50	94	Hartfield/Massalski/Rodriguez (9)	Hartfield (7)	Coleman (4)	Calcaterra (2)	4,549
1/11	Pepperdine*	L	78	85	Sullivan (25)	Rodriguez (8)	Sullivan (5)	3 players (1)	1,490
1/16	at BYU*								
1/18	at Portland*								
1/25	Santa Clara*								
1/30	San Francisco*								
2/1	at Pacific*								
2/6	Saint Mary's*								
2/8	Portland*								
2/13	at Pepperdine*								
2/15	BYU*								
2/22	at Saint Mary's*								
2/27	at Gonzaga*								
2/29	Pacific*								



MISC GAME INFO

2019-20

DATE	OPPONENT	W/L	HALF SCORE	LARGEST LEAD		LARGEST DEFICIT		PTS IN THE PAINT		BENCH POINTS		PTS OFF TO	
				1ST HALF	2ND HALF	1ST HALF	2ND HALF	USD	OPP	USD	OPP	USD	OPP
11/5	UC Irvine	L	48-34 (+14)	+18 (0:47)	+15 (13:10)	-5 (14:52)	-4 (0:23)	16	26	14	13	14	15
11/9	at Long Beach St.	L	34-37 (-3)	+6 (15:21)	--	-7 (6:11)	-14 (7:06)	24	32	18	12	11	30
11/12	Fresno State	W	34-28 (+6)	+11 (2:26)	+13 (16:26)	-8 (14:22)	--	26	26	0	20	14	13
11/14	at Weber State	W	25-23 (+2)	+3 (1:49)	+17 (3:04)	-5 (5:46)	--	34	36	13	17	14	8
11/16	at #25 Colorado	L	27-30 (-3)	+4 (5:33)	--	-4 (12:44)	-22 (5:24)	20	20	20	25	15	22
11/20	SDSU	L	26-34 (-8)	--	--	-11 (9:50)	-24 (10:13)	18	40	19	12	4	22
11/24	at #25 Washington	L	30-41 (-11)	+3 (17:22)	--	-11 (0:00)	-28 (3:34)	28	46	29	13	14	16
11/27	Hofstra	W	36-40 (-4)	+3 (16:01)	+13 (0:15)	-10 (11:14)	-4 (20:00)	30	18	10	2	3	7
12/1	vs. St. Bonaventure	L	35-33 (+2)	+4 (1:30)	+3 (17:30)	-8 (9:51)	-10 (0:42)	18	34	9	11	11	13
12/2	vs. UIC	L	30-42 (-12)	+9 (15:46)	--	-15 (1:29)	-18 (9:11)	38	38	27	21	11	6
12/7	Holy Cross	W	37-26 (+11)	+11 (0:00)	+19 (6:32)	-6 (14:01)	--	36	30	33	18	11	18
12/11	at Cal State Fullerton	W	35-21 (+14)	+14 (0:00)	+17 (3:32)	--	--	30	24	9	27	4	11
12/14	UC Davis	W	21-25 (-4)	+6 (9:01)	+8 (2:37)	-5 (3:21)	-6 (18:17)	32	18	25	12	10	10
12/21	vs. Stanford	L	31-33 (-2)	+9 (12:28)	--	-2 (0:00)	-12 (4:21)	26	28	7	2	17	20
12/29	Whittier College	W	45-38 (+7)	+16 (4:25)	+28 (1:27)	--	--	44	20	36	33	21	9
1/2	at LMU*	L	31-30 (+1)	+9 (14:35)	+7 (11:57)	--	6 (0:00)	20	34	11	30	3	14
1/4	at Santa Clara*	L	27-45 (-18)	+4 (16:54)	--	-18 (0:00)	-21 (5:40)	16	36	2	17	13	22
1/9	#1 Gonzaga*	L	16-53 (-37)	+1 (19:19)	--	-37 (0:00)	-44 (0:00)	18	52	28	33	18	25
1/11	Pepperdine*	L	24-35 (-11)	+2 (14:15)	--	-14 (3:02)	-18 (15:38)	34	24	33	9	4	11
1/16	at BYU*												
1/18	at Portland*												
1/25	Santa Clara*												
1/30	San Francisco*												
2/1	at Pacific*												
2/6	Saint Mary's*												
2/8	Portland*												
2/13	at Pepperdine*												
2/15	BYU*												
2/22	at Saint Mary's*												
2/27	at Gonzaga*												
2/29	Pacific*												



RESULTS

2019-20 Game Stories

DATE	OPPONENT	W/L	USD	OPP	GAME STORY
11/5	UC Irvine	L	73	76	USD was up 14 at half and 18 at one point in the second half, but falls in its season-opener
11/9	at Long Beach St.	L	62	74	Committed 29 turnovers, one shy of the school record, as the Beach scored 30 points off the turnovers
11/12	Fresno State	W	72	66	First win of the season came in overtime ... Toreros were 4-of-6 on FG and 9-of-11 FT in overtime
11/14	at Weber State	W	71	56	Calcaterra scored 21 and the Toreros shot 50% from the field (28-of-56) to earn first road win
11/16	at #25 Colorado	L	53	71	Toreros surrender 18-0 run after pulling within 4 midway through the second half
11/20	SDSU	L	49	66	USD shot 35% from the field and were outscored by 22 points in the paint (40-18)
11/24	at #25 Washington	L	69	88	Washington shot 57% and outscored USD by 18 points in the paint ... USD shot 44.8% from the field
11/27	Hofstra	W	79	69	Hartfield scored 25 points while Calcaterra had 21 ... Toreros overcame a four-point halftime deficit
12/1	vs. St. Bonaventure	L	61	70	USD led at half but the Bonnies made 10 of their last 17 shots and finished 53.8% in the second half
12/2	vs. UIC	L	83	89	USD was unable to overcome a 12-point halftime deficit ... UIC went on 25-3 and 10-2 runs in the first
12/7	Holy Cross	W	68	51	Toreros hold Holy Cross to their fewest points allowed in 3 years ... Bench scored 33 points
12/11	at Cal State Fullerton	W	66	54	Hartfield scored 18 while USD outrebounded the Titans by 18 and limited them to 35% shooting
12/14	UC Davis	W	58	54	USD holds UC Davis to one field goal in final 7 minutes and held it to 31% shooting (21% from three)
12/21	vs. Stanford	L	59	62	Toreros force 20 turnovers and nearly erased a double-digit deficit in the final minute-and-a-half
12/29	Whittier College	W	93	67	Hartfield scored 20 while the Toreros forced 22 turnovers in 600th Division I win in program history
1/2	at LMU*	L	58	64	Toreros up 49-42 but surrender 10-0 run; go 2-of-15 down the stretch (LMU: 6-of-15, 10-of-10 FT)
1/4	at Santa Clara*	L	63	80	USD surrendered 45 points in the first half as the Broncos finished the game shooting 53.7%
1/9	#1 Gonzaga*	L	50	94	USD was 1-of-12 from the field to start, Gonzaga was 9-of-12; Toreros trailed by 20+ starting at 8:12 in 1H
1/11	Pepperdine*	L	78	85	Toreros cut an 18-point second-half deficit down to one; Toreros shoot 53% in second half, allow 11 3-ptrs
1/16	at BYU*				
1/18	at Portland*				
1/25	Santa Clara*				
1/30	San Francisco*				
2/1	at Pacific*				
2/6	Saint Mary's*				
2/8	Portland*				
2/13	at Pepperdine*				
2/15	BYU*				
2/22	at Saint Mary's*				
2/27	at Gonzaga*				
2/29	Pacific*				



SERIES HISTORY

vs. BYU

Date	Result	USD	Opponent	Location	Opponent Rank (AP)
3/9/19	W	80	57	N (WCC Tourn./Las Vegas)	--
3/2/19	L	73	87	A	--
2/14/19	L	82	88	H	--
3/3/18	L	79	85	N (WCC Tourn./Las Vegas)	--
2/17/18	W	75	62	H	--
1/20/18	L	58	74	A	--
2/16/17	L	70	82	A	--
1/14/17	W	88	75	H	--
2/20/16	L	33	91	A	--
2/18/16	L	67	69	H	--
2/19/15	L	62	75	A	--
1/24/15	W	77	74	H	--
3/1/14	L	70	78	H	--
1/4/14	L	53	87	A	--
3/8/13	W	72	69	N (WCC Tourn./Las Vegas)	--
2/7/13	W	74	68	H	--
1/19/13	L	57	74	A	--
1/16/12	L	63	82	H	--
12/31/11	L	52	88	A	--
2002	L	49	64	A	--
11/5/01	L	59	70	H	--

SERIES NOTES

All-Time Series	USD trails, 6-15
Home	4-5
Away	0-9
Neutral	2-1
Current Streak	W1





**2019-20 San Diego Men's Basketball
Combined Team Statistics
All games**

Game Records

Record	Overall	Home	Away	Neutral
ALL GAMES	7-12	5-4	2-5	0-3
CONFERENCE	0-4	0-2	0-2	0-0
NON-CONFERENCE	7-8	5-2	2-3	0-3

Score by Periods

Team	1st	2nd	OT	TOT
San Diego	590	658	17	1265
Opponents	646	679	11	1336

Team Box Score

No.	Player				Total		3-Point		F-Throw		Rebounds											
		GP-GS	MIN	AVG	FG-FGA	FG%	3FG-FGA	3FG%	FT-FTA	FT%	OFF	DEF	TOT	AVG	PF	DQ	A	TO	BLK	STL	PTS	AVG
1	HARTFIELD, Braun	19-18	647:27	34.1	91-210	.433	27-84	.321	39-64	.609	35	81	116	6.1	35	1	39	54	12	23	248	13.1
2	CALCATERRA, Joey	19-19	552:59	29.1	78-200	.390	35-96	.365	44-53	.830	5	49	54	2.8	32	0	45	30	3	17	235	12.4
00	HUMPHREY, Marion	19-19	564:02	29.7	57-147	.388	14-46	.304	26-44	.591	11	54	65	3.4	46	2	46	35	4	23	154	8.1
25	MASSALSKI, Yauhen	10-4	206:59	20.7	35-70	.500	0-1	.000	9-14	.643	22	38	60	6.0	21	1	12	21	14	5	79	7.9
23	JEAN-MARIE, James	19-15	485:33	25.6	56-116	.483	11-26	.423	22-37	.595	31	79	110	5.8	48	0	19	37	14	6	145	7.6
15	FLORESCA, Alex	19-19	457:44	24.1	47-120	.392	9-39	.231	25-34	.735	14	72	86	4.5	52	3	35	24	7	8	128	6.7
5	SULLIVAN, Finn	15-1	294:41	19.6	34-84	.405	17-53	.321	8-16	.500	11	18	29	1.9	32	2	31	19	2	8	93	6.2
20	RODRIGUEZ, Jared	18-0	322:22	17.9	38-91	.418	6-30	.200	21-29	.724	10	43	53	2.9	39	0	4	28	2	5	103	5.7
3	COLEMAN, Noel	18-0	206:57	11.5	18-47	.383	8-23	.348	9-9	1.000	6	12	18	1.0	17	0	17	13	0	9	53	2.9
4	PHILIP, Sabry	14-0	70:33	5.0	9-13	.692	0-3	.000	1-3	.333	0	6	6	0.4	13	0	3	9	1	0	19	1.4
10	GJERDE, Mikal	5-0	11:24	2.3	2-4	.500	1-3	.333	1-1	1.000	3	2	5	1.0	0	0	1	1	0	0	6	1.2
31	PARRIS, Reggie	3-0	02:39	0.9	1-1	1.000	0-0	.000	0-0	.000	0	0	0	0.0	0	0	0	1	0	0	2	0.7
14	DORIA, Felipe	1-0	02:07	2.1	0-1	.000	0-1	.000	0-0	.000	0	0	0	0.0	0	0	1	0	0	0	0	0.0
Team											22	21	43					11				
Total		19	3825		466-1104	.422	128-405	.316	205-304	.674	170	475	645	33.9	335	9	254	283	59	104	1265	66.6
Opponents		19	3824		484-1113	.435	121-382	.317	247-347	.712	167	487	654	34.4	328	5	242	254	58	131	1336	70.3

Team Statistics

	SD	OPP
Scoring	1265	1336
Points per game	66.6	70.3
Scoring margin	-3.7	-
Field goals-att	466-1104	484-1113
Field goal pct	.422	.435
3 point fg-att	128-405	121-382
3-point FG pct	.316	.317
3-pt FG made per game	6.7	6.4
Free throws-att	205-304	247-347
Free throw pct	.674	.712
F-Throws made per game	10.8	13.0
Rebounds	645	654
Rebounds per game	33.9	34.4
Rebounding margin	-0.5	-
Assists	254	242
Assists per game	13.4	12.7
Turnovers	283	254
Turnovers per game	14.9	13.4
Turnover margin	-1.5	-
Assist/turnover ratio	0.9	1.0
Steals	104	131
Steals per game	5.5	6.9
Blocks	59	58
Blocks per game	3.1	3.1
Winning streak	0	-
Home win streak	0	-
Attendance	17505	28238
Home games-Avg/Game	9-1945	7-4034
Neutral site-Avg/Game	-	3-1196

Team Results

Date	Opponent	Score	Att.
11/05/2019	UC Irvine	L 73-76	1517
11/09/2019	at Long Beach St.	L 62-74	3548
11/12/2019	Fresno St.	Wot 72-66	1145
11/14/2019	at Weber St.	W 71-56	5586
11/16/2019	at Colorado	L 53-71	7713
11/20/2019	San Diego St.	L 49-66	4524
11/24/2019	at Washington	L 69-88	8537
11/27/2019	Hofstra	W 79-69	907
12/01/2019	vs St. Bonaventure	L 61-70	0
12/02/2019	vs UIC	L 83-89	1
12/07/2019	Holy Cross	W 68-51	1025
12/11/2019	at Cal St. Fullerton	W 66-54	723
12/14/2019	UC Davis	W 58-54	1199
12/21/2019	vs Stanford	L 59-62	3586
12/29/2019	Whittier	W 93-67	1149
01/02/2020	at Loyola Marymount	L 58-64	770
01/04/2020	at Santa Clara	L 63-80	1361
01/09/2020	Gonzaga	L 50-94	4549
01/11/2020	Pepperdine	L 78-85	1490





**2019-20 San Diego Men's Basketball
Combined Team Statistics
In Conference games**

Game Records

Record	Overall	Home	Away	Neutral
ALL GAMES	0-4	0-2	0-2	0-0
CONFERENCE	0-4	0-2	0-2	0-0
NON-CONFERENCE	0-0	0-0	0-0	0-0

Score by Periods

Team	1st	2nd	OT	TOT
San Diego	98	151	0	249
Opponents	163	160	0	323

Team Box Score

No.	Player	GP-GS		MIN	AVG	Total		3-Point		F-Throw		Rebounds				PF	DQ	A	TO	BLK	STL	PTS	AVG
		GP	GS			FG-FA	FG%	3FG-FA	3FG%	FT-FTA	FT%	OFF	DEF	TOT	AVG								
1	HARTFIELD, Braun	4	4	134:35	33.6	18-47	.383	8-22	.364	8-11	.727	7	11	18	4.5	9	1	6	15	1	4	52	13.0
2	CALCATERRA, Joey	4	4	115:46	28.9	12-36	.333	8-20	.400	6-8	.750	1	12	13	3.3	7	0	9	8	0	3	38	9.5
23	JEAN-MARIE, James	4	3	98:17	24.6	14-27	.519	2-6	.333	6-10	.600	4	10	14	3.5	6	0	4	5	1	0	36	9.0
5	SULLIVAN, Finn	4	0	57:01	14.3	12-23	.522	5-11	.455	1-2	.500	2	2	4	1.0	7	1	7	3	1	1	30	7.5
25	MASSALSKI, Yauhen	4	1	68:18	17.1	10-23	.435	0-0	.000	5-6	.833	5	11	16	4.0	11	1	4	4	2	0	25	6.3
00	HUMPHREY, Marion	4	4	118:55	29.7	8-33	.242	3-11	.273	6-10	.600	4	9	13	3.3	8	0	13	6	1	1	25	6.3
15	FLORESCA, Alex	4	4	93:38	23.4	7-14	.500	2-6	.333	7-9	.778	7	13	20	5.0	11	0	7	5	2	2	23	5.8
20	RODRIGUEZ, Jared	4	0	56:24	14.1	5-12	.417	1-5	.200	2-3	.667	1	13	14	3.5	10	0	1	4	0	0	13	3.3
4	PHILIP, Sabry	4	0	21:15	5.3	2-3	.667	0-0	.000	1-1	1.000	0	1	1	0.3	4	0	1	4	0	0	5	1.3
3	COLEMAN, Noel	4	0	31:50	8.0	1-6	.167	0-4	.000	0-0	.000	2	0	2	0.5	1	0	4	3	0	2	2	0.5
10	GJERDE, Mikal	2	0	04:01	2.0	0-1	.000	0-1	.000	0-0	.000	0	0	0	0.0	0	0	0	0	0	0	0	0.0
Team												2	1	3				6					
Total		4		800		89-225	.396	29-86	.337	42-60	.700	35	83	118	29.5	74	3	56	63	8	13	249	62.3
Opponents		4		800		113-238	.475	33-88	.375	64-85	.753	39	99	138	34.5	67	1	68	43	14	26	323	80.8

Team Statistics

	SD	OPP
Scoring	249	323
Points per game	62.3	80.8
Scoring margin	-18.5	-
Field goals-att	89-225	113-238
Field goal pct	.396	.475
3 point fg-att	29-86	33-88
3-point FG pct	.337	.375
3-pt FG made per game	7.3	8.3
Free throws-att	42-60	64-85
Free throw pct	.700	.753
F-Throws made per game	10.5	16.0
Rebounds	118	138
Rebounds per game	29.5	34.5
Rebounding margin	-5.0	-
Assists	56	68
Assists per game	14.0	17.0
Turnovers	63	43
Turnovers per game	15.8	10.8
Turnover margin	-5.0	-
Assist/turnover ratio	0.9	1.6
Steals	13	26
Steals per game	3.3	6.5
Blocks	8	14
Blocks per game	2.0	3.5
Winning streak	0	-
Home win streak	0	-
Attendance	6039	2131
Home games-Avg/Game	2-3020	2-1066
Neutral site-Avg/Game	-	0-0

Team Results

Date	Opponent		Score	Att.
01/02/2020	at Loyola Marymount	L	58-64	770
01/04/2020	at Santa Clara	L	63-80	1361
01/09/2020	Gonzaga	L	50-94	4549
01/11/2020	Pepperdine	L	78-85	1490





**2019-20 San Diego Men's Basketball
Player Highs Analysis
All games**

San Diego - Individual Game Highs

POINTS	25		Finn Sullivan vs Pepperdine (01/11/2020)
	25		Braun Hartfield vs Hofstra (11/27/2019)
	22		Jared Rodriguez vs UIC (N) (12/02/2019)
	21		Joey Calcaterra vs Hofstra (11/27/2019)
	21		Joey Calcaterra at Weber St. (11/14/2019)
	21		Joey Calcaterra vs Fresno St. (11/12/2019)
FIELD GOALS MADE	10		Finn Sullivan vs Pepperdine (01/11/2020)
	10		Braun Hartfield vs Hofstra (11/27/2019)
FIELD GOAL ATTEMPTS	18		Braun Hartfield vs Hofstra (11/27/2019)
	17		Joey Calcaterra vs Hofstra (11/27/2019)
FIELD GOAL PERCENTAGE (min 5 made)	.769	(10-13)	Finn Sullivan vs Pepperdine (01/11/2020)
	.750	(6-8)	Alex Floresca vs Whittier (12/29/2019)
3 PT FG MADE	5		Braun Hartfield vs Whittier (12/29/2019)
	4		Finn Sullivan vs Pepperdine (01/11/2020)
	4		Braun Hartfield at Santa Clara (01/04/2020)
	4		Joey Calcaterra at Loyola Marymount (01/02/2020)
	4		Joey Calcaterra at Weber St. (11/14/2019)
	4		Joey Calcaterra at Long Beach St. (11/09/2019)
3 PT FG ATTEMPTS	10		Joey Calcaterra at Loyola Marymount (01/02/2020)
	7		Braun Hartfield at Santa Clara (01/04/2020)
	7		Joey Calcaterra vs Stanford (N) (12/21/2019)
	7		Finn Sullivan vs UC Davis (12/14/2019)
	7		Joey Calcaterra vs UIC (N) (12/02/2019)
	7		Joey Calcaterra vs St. Bonaventure (N) (12/01/2019)
	7		Braun Hartfield vs Hofstra (11/27/2019)
	7		Joey Calcaterra vs Hofstra (11/27/2019)
	7		Finn Sullivan at Washington (11/24/2019)
7		Joey Calcaterra at Long Beach St. (11/09/2019)	
3 PT FG PERCENTAGE (min 2 made)	1.000	(2-2)	James Jean-Marie at Weber St. (11/14/2019)
	1.000	(2-2)	Marion Humphrey vs UC Irvine (11/05/2019)
FREE THROWS MADE	9		Joey Calcaterra vs Fresno St. (11/12/2019)
	7		Joey Calcaterra vs UC Davis (12/14/2019)
	7		Jared Rodriguez vs UIC (N) (12/02/2019)
FREE THROW ATTEMPTS	9		Jared Rodriguez vs UIC (N) (12/02/2019)
	9		Joey Calcaterra vs Fresno St. (11/12/2019)
	9		Joey Calcaterra at Long Beach St. (11/09/2019)
FREE THROW PERCENTAGE (min 3 made)	1.000	(9-9)	Joey Calcaterra vs Fresno St. (11/12/2019)
	1.000	(6-6)	Braun Hartfield vs Pepperdine (01/11/2020)
	1.000	(5-5)	Noel Coleman vs Holy Cross (12/07/2019)
	1.000	(4-4)	Joey Calcaterra at Santa Clara (01/04/2020)
	1.000	(4-4)	Alex Floresca vs San Diego St. (11/20/2019)
	1.000	(3-3)	Marion Humphrey at Washington (11/24/2019)
REBOUNDS	12		Marion Humphrey vs UC Davis (12/14/2019)
	12		Braun Hartfield vs Hofstra (11/27/2019)
	12		James Jean-Marie at Long Beach St. (11/09/2019)
ASSISTS	7		Marion Humphrey vs Whittier (12/29/2019)
	5		Finn Sullivan vs Pepperdine (01/11/2020)
	5		Marion Humphrey at Loyola Marymount (01/02/2020)
	5		Noel Coleman vs Holy Cross (12/07/2019)
	5		Marion Humphrey vs UIC (N) (12/02/2019)
	5		Joey Calcaterra vs Hofstra (11/27/2019)
	5		James Jean-Marie at Washington (11/24/2019)
	5		Joey Calcaterra at Weber St. (11/14/2019)
STEALS	4		Marion Humphrey at Weber St. (11/14/2019)
	4		Joey Calcaterra vs UC Irvine (11/05/2019)





2019-20 San Diego Men's Basketball
Player Highs Analysis
All games

San Diego - Individual Game Highs

BLOCKED SHOTS	4	Yauhen Massalski vs UC Davis (12/14/2019)
	3	Yauhen Massalski vs Whittier (12/29/2019)
TURNOVERS	6	Jared Rodriguez at Long Beach St. (11/09/2019)
	5	Braun Hartfield at Santa Clara (01/04/2020)
	5	Braun Hartfield at Colorado (11/16/2019)
	5	Braun Hartfield vs Fresno St. (11/12/2019)
FOULS	5	Braun Hartfield at Long Beach St. (11/09/2019)
	5	Braun Hartfield vs Pepperdine (01/11/2020)
	5	Finn Sullivan vs Pepperdine (01/11/2020)
	5	Yauhen Massalski vs Gonzaga (01/09/2020)
	5	Finn Sullivan vs UIC (N) (12/02/2019)
	5	Marion Humphrey vs St. Bonaventure (N) (12/01/2019)
	5	Alex Floresca vs Hofstra (11/27/2019)
	5	Alex Floresca vs San Diego St. (11/20/2019)
	5	Marion Humphrey at Long Beach St. (11/09/2019)
5	Alex Floresca vs UC Irvine (11/05/2019)	





**2019-20 San Diego Men's Basketball
Team High/Low Analysis
All games**

San Diego - Game Highs

POINTS	93		Whittier (12/29/2019)
	83		vs UIC (N) (12/02/2019)
	79		Hofstra (11/27/2019)
	78		Pepperdine (01/11/2020)
	73		UC Irvine (11/05/2019)
FIELD GOALS MADE	38		Whittier (12/29/2019)
	32		Hofstra (11/27/2019)
FIELD GOAL ATTEMPTS	68		vs UIC (N) (12/02/2019)
	67		Hofstra (11/27/2019)
FIELD GOAL PERCENTAGE	.576	(38-66)	Whittier (12/29/2019)
	.500	(28-56)	at Weber St. (11/14/2019)
3 PT FG MADE	11		at Santa Clara (01/04/2020)
	10		vs St. Bonaventure (N) (12/01/2019)
3 PT FG ATTEMPTS	28		at Loyola Marymount (01/02/2020)
	26		at Colorado (11/16/2019)
3 PT FG PERCENTAGE	.500	(11-22)	at Santa Clara (01/04/2020)
	.450	(9-20)	at Washington (11/24/2019)
FREE THROWS MADE	20		vs UIC (N) (12/02/2019)
	19		UC Irvine (11/05/2019)
FREE THROW ATTEMPTS	26		vs UIC (N) (12/02/2019)
	24		UC Irvine (11/05/2019)
FREE THROW PERCENTAGE	1.000	(6-6)	at Loyola Marymount (01/02/2020)
	.800	(8-10)	at Colorado (11/16/2019)
REBOUNDS	49		at Cal St. Fullerton (12/11/2019)
	41		Whittier (12/29/2019)
ASSISTS	25		Whittier (12/29/2019)
	17		Fresno St. (11/12/2019)
STEALS	10		vs Stanford (N) (12/21/2019)
	10		at Weber St. (11/14/2019)
BLOCKED SHOTS	9		UC Davis (12/14/2019)
	5		vs Stanford (N) (12/21/2019)
	5		Hofstra (11/27/2019)
	5		UC Irvine (11/05/2019)
TURNOVERS	29		at Long Beach St. (11/09/2019)
	19		Gonzaga (01/09/2020)
	19		at Santa Clara (01/04/2020)
	19		San Diego St. (11/20/2019)
	19		at Colorado (11/16/2019)
FOULS	22		Pepperdine (01/11/2020)
	22		vs UIC (N) (12/02/2019)





**2019-20 San Diego Men's Basketball
Team High/Low Analysis
All games**

Opponent - Game Highs

POINTS	94	Gonzaga (01/09/2020)
	89	vs UIC (N) (12/02/2019)
	88	at Washington (11/24/2019)
	85	Pepperdine (01/11/2020)
	80	at Santa Clara (01/04/2020)
FIELD GOALS MADE	36	Gonzaga (01/09/2020)
	33	at Washington (11/24/2019)
FIELD GOAL ATTEMPTS	74	Gonzaga (01/09/2020)
	64	Fresno St. (11/12/2019)
FIELD GOAL PERCENTAGE	.579 (33-57)	at Washington (11/24/2019)
	.537 (29-54)	at Santa Clara (01/04/2020)
3 PT FG MADE	11	Pepperdine (01/11/2020)
	11	at Santa Clara (01/04/2020)
	11	at Colorado (11/16/2019)
3 PT FG ATTEMPTS	30	Fresno St. (11/12/2019)
	27	at Santa Clara (01/04/2020)
	27	Whittier (12/29/2019)
3 PT FG PERCENTAGE	.550 (11-20)	Pepperdine (01/11/2020)
	.458 (11-24)	at Colorado (11/16/2019)
FREE THROWS MADE	24	Pepperdine (01/11/2020)
	24	UC Irvine (11/05/2019)
FREE THROW ATTEMPTS	32	Pepperdine (01/11/2020)
	29	vs UIC (N) (12/02/2019)
FREE THROW PERCENTAGE	.889 (24-27)	UC Irvine (11/05/2019)
	.833 (20-24)	Hofstra (11/27/2019)
REBOUNDS	47	Gonzaga (01/09/2020)
	42	Fresno St. (11/12/2019)
ASSISTS	22	Gonzaga (01/09/2020)
	20	at Washington (11/24/2019)
STEALS	12	Gonzaga (01/09/2020)
	11	at Colorado (11/16/2019)
BLOCKED SHOTS	6	Gonzaga (01/09/2020)
	6	vs St. Bonaventure (N) (12/01/2019)
TURNOVERS	22	Whittier (12/29/2019)
	20	vs Stanford (N) (12/21/2019)
FOULS	25	vs UIC (N) (12/02/2019)
	24	Holy Cross (12/07/2019)





**2019-20 San Diego Men's Basketball
Team High/Low Analysis
All games**

San Diego - Game Lows

POINTS	49		San Diego St. (11/20/2019)
	50		Gonzaga (01/09/2020)
	53		at Colorado (11/16/2019)
	58		at Loyola Marymount (01/02/2020)
	58		UC Davis (12/14/2019)
FIELD GOALS MADE	17		San Diego St. (11/20/2019)
	19		at Colorado (11/16/2019)
FIELD GOAL ATTEMPTS	47		at Santa Clara (01/04/2020)
	48		San Diego St. (11/20/2019)
FIELD GOAL PERCENTAGE	.328	(20-61)	Gonzaga (01/09/2020)
	.345	(19-55)	at Colorado (11/16/2019)
3 PT FG MADE	3		Gonzaga (01/09/2020)
	3		San Diego St. (11/20/2019)
3 PT FG ATTEMPTS	16		Gonzaga (01/09/2020)
	16		vs UIC (N) (12/02/2019)
3 PT FG PERCENTAGE	.158	(3-19)	San Diego St. (11/20/2019)
	.182	(4-22)	UC Davis (12/14/2019)
FREE THROWS MADE	5		vs St. Bonaventure (N) (12/01/2019)
	6		at Loyola Marymount (01/02/2020)
FREE THROW ATTEMPTS	6		at Loyola Marymount (01/02/2020)
	9		at Weber St. (11/14/2019)
FREE THROW PERCENTAGE	.455	(5-11)	vs St. Bonaventure (N) (12/01/2019)
	.500	(11-22)	Holy Cross (12/07/2019)
REBOUNDS	26		UC Irvine (11/05/2019)
	27		Gonzaga (01/09/2020)
	27		at Washington (11/24/2019)
ASSISTS	8		at Long Beach St. (11/09/2019)
	9		vs UIC (N) (12/02/2019)
	9		San Diego St. (11/20/2019)
STEALS	1		at Loyola Marymount (01/02/2020)
	3		Pepperdine (01/11/2020)
	3		Gonzaga (01/09/2020)
	3		vs UIC (N) (12/02/2019)
	3		vs St. Bonaventure (N) (12/01/2019)
BLOCKED SHOTS	0		at Santa Clara (01/04/2020)
	0		at Weber St. (11/14/2019)
TURNOVERS	7		Hofstra (11/27/2019)
	8		vs UIC (N) (12/02/2019)
FOULS	11		at Cal St. Fullerton (12/11/2019)
	13		Holy Cross (12/07/2019)
	13		at Weber St. (11/14/2019)





**2019-20 San Diego Men's Basketball
Team High/Low Analysis
All games**

Opponent - Game Lows

POINTS	51		Holy Cross (12/07/2019)
	54		UC Davis (12/14/2019)
	54		at Cal St. Fullerton (12/11/2019)
	56		at Weber St. (11/14/2019)
	62		vs Stanford (N) (12/21/2019)
FIELD GOALS MADE	18		UC Davis (12/14/2019)
	21		at Cal St. Fullerton (12/11/2019)
FIELD GOAL ATTEMPTS	53		Pepperdine (01/11/2020)
	53		vs Stanford (N) (12/21/2019)
	53		UC Irvine (11/05/2019)
FIELD GOAL PERCENTAGE	.310	(18-58)	UC Davis (12/14/2019)
	.350	(21-60)	at Cal St. Fullerton (12/11/2019)
3 PT FG MADE	2		UC Irvine (11/05/2019)
	3		at Loyola Marymount (01/02/2020)
	3		Holy Cross (12/07/2019)
	3		San Diego St. (11/20/2019)
	3		at Weber St. (11/14/2019)
3 PT FG ATTEMPTS	10		Holy Cross (12/07/2019)
	11		UC Irvine (11/05/2019)
3 PT FG PERCENTAGE	.136	(3-22)	at Loyola Marymount (01/02/2020)
	.167	(3-18)	at Weber St. (11/14/2019)
FREE THROWS MADE	4		Holy Cross (12/07/2019)
	5		at Cal St. Fullerton (12/11/2019)
	5		at Weber St. (11/14/2019)
FREE THROW ATTEMPTS	8		at Cal St. Fullerton (12/11/2019)
	10		at Weber St. (11/14/2019)
FREE THROW PERCENTAGE	.308	(4-13)	Holy Cross (12/07/2019)
	.500	(5-10)	at Weber St. (11/14/2019)
REBOUNDS	23		Whittier (12/29/2019)
	29		Pepperdine (01/11/2020)
	29		UC Davis (12/14/2019)
ASSISTS	6		at Weber St. (11/14/2019)
	7		Hofstra (11/27/2019)
STEALS	3		Pepperdine (01/11/2020)
	3		at Loyola Marymount (01/02/2020)
	3		at Weber St. (11/14/2019)
BLOCKED SHOTS	0		Whittier (12/29/2019)
	1		Holy Cross (12/07/2019)
	1		at Weber St. (11/14/2019)
	1		at Long Beach St. (11/09/2019)
TURNOVERS	6		at Loyola Marymount (01/02/2020)
	8		at Cal St. Fullerton (12/11/2019)
	8		Hofstra (11/27/2019)
FOULS	10		vs Stanford (N) (12/21/2019)
	12		Gonzaga (01/09/2020)
	12		at Colorado (11/16/2019)
	12		at Weber St. (11/14/2019)





**2019-20 San Diego Men's Basketball
Points-Rebounds-Assists**

San Diego Points-Rebounds-Assists

Opponent	Date	Score		00 HUMPHREY, M	1 HARTFIELD,	2 CALCATERRA	3 COLEMAN, NO	4 PHILIP, SAB	5 SULLIVAN, F
UC Irvine	11/05/19	73-76	L	14-3-0	17-8-2	12-4-3	5-0-1	0-0-0	DNP
at Long Beach St.	11/09/19	62-74	L	2-4-3	6-7-2	20-1-2	3-2-0	4-1-0	DNP
Fresno St.	11/12/19	72-66	Wot	17-4-3	17-6-1	21-5-3	0-1-2	0-1-1	DNP
at Weber St.	11/14/19	71-56	W	8-3-0	10-6-4	21-2-5	5-1-1	0-0-0	DNP
at Colorado	11/16/19	53-71	L	4-1-2	7-7-3	10-2-0	10-0-0	0-2-1	6-3-1
San Diego St.	11/20/19	49-66	L	4-0-1	3-5-0	5-1-0	10-3-1	DNP	4-1-2
at Washington	11/24/19	69-88	L	13-1-2	6-2-1	9-3-1	0-0-0	4-0-0	9-3-4
Hofstra	11/27/19	79-69	W	11-6-0	25-12-3	21-2-5	2-0-1	0-0-0	0-2-4
vs St. Bonaventure	12/01/19	61-70	L	5-1-1	18-4-1	11-2-4	3-1-0	0-0-0	4-2-3
vs UIC	12/02/19	83-89	L	17-5-5	14-10-2	19-7-2	3-1-0	DNP	2-4-0
Holy Cross	12/07/19	68-51	W	2-3-1	11-6-2	7-2-2	8-2-5	2-1-0	10-1-2
at Cal St. Fullerton	12/11/19	66-54	W	10-6-4	18-6-2	9-3-1	0-0-0	DNP	5-2-3
UC Davis	12/14/19	58-54	W	4-12-1	11-6-4	11-2-3	0-1-0	DNP	10-3-1
vs Stanford	12/21/19	59-62	L	16-3-3	13-9-4	17-1-1	DNP	DNP	0-0-0
Whittier	12/29/19	93-67	W	2-0-7	20-4-2	4-4-4	2-4-2	4-0-0	13-4-4
at Loyola Marymount	01/02/20	58-64	L	6-6-5	10-2-1	14-6-4	0-1-0	0-0-0	0-0-0
at Santa Clara	01/04/20	63-80	L	14-5-3	16-3-3	14-3-3	0-0-0	2-1-0	0-0-0
Gonzaga	01/09/20	50-94	L	1-1-2	9-7-1	4-2-0	2-0-4	3-0-1	5-1-2
Pepperdine	01/11/20	78-85	L	4-1-3	17-6-1	6-2-2	0-1-0	0-0-0	25-3-5
Opponent	Date	Score		10 GJERDE, MIK	14 DORIA, FELI	15 FLORESCA, A	20 RODRIGUEZ,	23 JEAN-MARIE	25 MASSALSKI,
UC Irvine	11/05/19	73-76	L	DNP	DNP	5-2-4	DNP	9-2-0	11-5-1
at Long Beach St.	11/09/19	62-74	L	DNP	DNP	7-3-0	11-5-0	9-12-1	DNP
Fresno St.	11/12/19	72-66	Wot	DNP	DNP	6-7-4	0-0-0	11-11-3	DNP
at Weber St.	11/14/19	71-56	W	DNP	DNP	9-5-2	8-3-0	10-9-1	DNP
at Colorado	11/16/19	53-71	L	DNP	DNP	8-5-3	4-2-0	4-8-0	DNP
San Diego St.	11/20/19	49-66	L	DNP	DNP	8-3-3	5-4-2	10-10-0	DNP
at Washington	11/24/19	69-88	L	4-3-1	DNP	10-4-1	12-1-0	2-5-5	DNP
Hofstra	11/27/19	79-69	W	DNP	DNP	4-4-1	8-5-0	8-7-1	DNP
vs St. Bonaventure	12/01/19	61-70	L	DNP	DNP	10-4-1	2-3-0	8-6-2	DNP
vs UIC	12/02/19	83-89	L	DNP	DNP	6-2-0	22-6-0	0-2-0	DNP
Holy Cross	12/07/19	68-51	W	0-0-0	DNP	7-3-2	0-2-0	9-7-0	12-8-0
at Cal St. Fullerton	12/11/19	66-54	W	DNP	DNP	6-10-1	2-2-0	14-6-0	2-8-3
UC Davis	12/14/19	58-54	W	DNP	DNP	5-4-1	9-1-0	2-3-0	6-4-0
vs Stanford	12/21/19	59-62	L	DNP	DNP	0-5-3	0-0-1	7-5-1	6-9-2
Whittier	12/29/19	93-67	W	2-2-0	0-0-1	14-5-2	7-5-0	6-3-1	17-10-2
at Loyola Marymount	01/02/20	58-64	L	DNP	DNP	5-6-4	0-0-0	11-1-1	12-5-0
at Santa Clara	01/04/20	63-80	L	DNP	DNP	3-3-1	0-4-0	14-6-3	0-1-2
Gonzaga	01/09/20	50-94	L	0-0-0	DNP	2-4-0	9-2-0	6-4-0	9-6-1
Pepperdine	01/11/20	78-85	L	0-0-0	DNP	13-7-2	4-8-1	5-3-0	4-4-1





**2019-20 San Diego Men's Basketball
Team Game-by-Game**

Opponent	Date	Score		Total		3-Pointers		Free throws		Rebounds								PTS	AVG	
				FG-FGA	PCT	3FG-FGA	PCT	FT-FTA	PCT	OFF	DEF	TOT	AVG	PF	A	T/O	BLK			STL
UC Irvine	11/05/19	73-76	L	23-59	.390	8-23	.348	19-24	.792	10	16	26	26.0	19	11	13	5	8	73	73.0
at Long Beach St.	11/09/19	62-74	L	21-54	.389	6-21	.286	14-20	.700	13	25	38	32.0	19	8	29	2	3	62	67.5
Fresno St.	11/12/19	72-66	Wot	24-62	.387	7-24	.292	17-22	.773	6	30	36	33.3	20	17	14	3	8	72	69.0
at Weber St.	11/14/19	71-56	W	28-56	.500	8-20	.400	7-9	.778	3	27	30	32.5	13	13	10	0	10	71	69.5
at Colorado	11/16/19	53-71	L	19-55	.345	7-26	.269	8-10	.800	9	24	33	32.6	20	10	19	4	9	53	66.2
San Diego St.	11/20/19	49-66	L	17-48	.354	3-19	.158	12-19	.632	7	22	29	32.0	19	9	19	2	4	49	63.3
at Washington	11/24/19	69-88	L	26-58	.448	9-20	.450	8-13	.615	9	18	27	31.3	19	15	13	2	5	69	64.1
Hofstra	11/27/19	79-69	W	32-67	.478	7-23	.304	8-14	.571	8	30	38	32.1	20	16	7	5	5	79	66.0
vs St. Bonaventure	12/01/19	61-70	L	23-53	.434	10-23	.435	5-11	.455	7	23	30	31.9	17	12	13	1	3	61	65.4
vs UIC	12/02/19	83-89	L	29-68	.426	5-16	.313	20-26	.769	10	30	40	32.7	22	9	8	2	3	83	67.2
Holy Cross	12/07/19	68-51	W	26-54	.481	5-17	.294	11-22	.500	10	26	36	33.0	13	14	17	3	7	68	67.3
at Cal St. Fullerton	12/11/19	66-54	W	26-62	.419	6-21	.286	8-11	.727	10	39	49	34.3	11	14	12	4	4	66	67.2
UC Davis	12/14/19	58-54	W	22-54	.407	4-22	.182	10-17	.588	6	30	36	34.5	18	10	13	9	4	58	66.5
vs Stanford	12/21/19	59-62	L	23-63	.365	5-21	.238	8-12	.667	11	27	38	34.7	17	15	17	5	10	59	65.9
Whittier	12/29/19	93-67	W	38-66	.576	9-23	.391	8-14	.571	16	25	41	35.1	14	25	16	4	8	93	67.7
at Loyola Marymount	01/02/20	58-64	L	22-53	.415	8-28	.286	6-6	1.000	8	20	28	34.7	17	15	13	4	1	58	67.1
at Santa Clara	01/04/20	63-80	L	20-47	.426	11-22	.500	12-20	.600	9	19	28	34.3	17	15	19	0	6	63	66.9
Gonzaga	01/09/20	50-94	L	20-61	.328	3-16	.188	7-12	.583	8	19	27	33.9	18	11	19	2	3	50	65.9
Pepperdine	01/11/20	78-85	L	27-64	.422	7-20	.350	17-22	.773	10	25	35	33.9	22	15	12	2	3	78	66.6
Total		1265		466-1104	.422	128-405	.316	205-304	.674	170	475	645	34.0	335	254	283	59	104	1265	66.6
Opponents		1336		484-1113	.435	121-382	.317	247-347	.712	167	487	654	34.4	328	242	254	58	131	1336	70.3

Team Averages

Games Played	Points/game	FG Pct	3FG Pct	FT Pct	Rebounds/game	Assists/game	Turnovers/game	Assist/Turnover ratio	Steals/game	Blocks/game
19	66.6	42.2	31.6	67.4	34.0	13.4	14.9	0.9	5.5	3.1



SAN DIEGO TV/RADIO ROSTER



0 MARION HUMPHREY
RS FR | 6'2" | 185 | G



1 BRAUN HARTFIELD
RS JR | 6'6" | 185 | G



2 JOEY CALCATERRA
RS SO | 6'3" | 165 | G



3 NOEL COLEMAN
FR | 6'1" | 175 | G



4 SABRY PHILIP
FR | 6'4" | 190 | G



5 FINN SULLIVAN
SO | 6'4" | 175 | G



10 MIKAL GJERDE
FR | 6'7" | 200 | F



14 FELIPE DORIA
FR | 6'5" | 180 | G



15 ALEX FLORESCA
RS SR | 6'8" | 240 | F



20 JARED RODRIGUEZ
RS SO | 6'7" | 205 | F




23 JAMES JEAN-MARIE
JR | 6'7" | 225 | F




25 YAUHEN MASSALSKI
JR | 6'10" | 245 | F



31 REGGIE PARRIS
RS FR | 6'3" | 185 | G



40 VLADIMIR PINCHUK
JR | 6'11" | 230 | C



SAM SCHOLL
HEAD COACH



DAVID CARTER
ASSISTANT COACH



JERRY BROWN
ASSISTANT COACH



MARTIN BAHAR
ASSISTANT COACH



LANCE LAVETTER
DIRECTOR OF OPERATIONS



KEN RANCIFER
GRADUATE ASSISTANT



JOSE MARTINEZ
STUDENT MANAGER

