

2017-18 NIAGARA UNIVERSITY MEN'S BASKETBALL GAME NOTES

3 NCAA TOURNAMENT APPEARANCES

14 NIT APPEARANCES

2 MAAC TOURNAMENT TITLES

2 NAISMITH MEMORIAL HALL OF FAMERS

SCHEDULE

OCTOBER (0-0)

FRI. 27 ROBERT MORRIS~ L, 73-70

NOVEMBER (1-2)

SAT. 4 SAINT ROSE~ W, 90-69

Fri. 10 at St. Bonaventure^ W, 77-75

Wed. 15 at No. 14/15 Minnesota\$ L, 107-81

Sun. 19 at UMass!^ L, 101-76

Tues. 21 at BYU!\$ 9:00 PM

FRI. 24 ALABAMA A&M!^ 4:00 PM

SAT. 25 WESTERN CAROLINA!\$ 7:00 PM

MON. 27 ARMY^+ 7:00 PM

WED. 29 BUFFALO\$+ 7:00 PM

DECEMBER (0-0)

Tues. 5 at New Hampshire^ 7:00 PM

SUN. 10 ST. FRANCIS (PA)^+ 2:00 PM

Sat. 16 at Norfolk State\$ 4:00 PM

SAT. 19 CLEVELAND STATE^ 7:00 PM

Sat. 23 at Cornell\$ 1:00 PM

FRI. 29 IONA*^+ 7:00 PM

SUN. 31 RIDER*^ 1:00 PM

JANUARY (0-0)

Fri. 5 at Siena*^ 7:00 PM

Sun. 7 at Marist*^ 2:00 PM

FRI. 12 MONMOUTH*\$+ 7:00 PM

SUN. 14 ST. PETER'S*^+ 2:00 PM

Thur. 18 at Quinnipiac*^ 7:00 PM

Sat. 20 at Fairfield*^ 1:00 PM

WED. 24 MANHATTAN*\$ 7:00 PM

Sat. 27 at Canisius*\$# 7:00 PM

FEBRUARY (0-0)

Fri. 2 at Saint Peter's*\$ 7:00 PM

Sun. 4 at Monmouth*\$ 2:00 PM

THUR. 8 QUINNIPIAC*^ 7:00 PM

SAT. 10 FAIRFIELD*\$+ 3:00 PM

Fri. 16 at Iona*\$# 7:00 PM

Sun. 18 Manhattan*\$ 2:00 PM

WED. 21 CANISIUS*\$+ 7:00 PM

FRI. 23 MARIST*\$+ 7:00 PM

MARCH (0-0)

Thur. 1- Mon. 5 MAAC Championships TBA

Home Games are in **BOLD CAPS**

Neutral Games are in *italics*

All times listed in Eastern Standard

* MAAC ! Barclays Center Classic ~ Exhibition
ESPN Networks + LCIV
^ AM 1400 WWSW \$ WGR 550AM = ESPN 1520 AM

PURPLEEAGLES.COM

[@NIAGARAMBB](https://twitter.com/NIAGARAMBB)

[/PURPLEEAGLES](https://www.facebook.com/PURPLEEAGLES)

Niagara Head Coach..... Chris Casey
Career Record..... 122-169/11th season
Record at Niagara..... 33-98/5th season
Record vs BYU..... First Meeting

BYU Head Coach..... Dave Rose
Career Record..... 307-112/13th season
Record at BYU..... Same
Record vs. Niagara..... First Meeting

NIAGARA PURPLE EAGLES (1-2 0-0 MAAC)
VS. BYU COUGARS (2-1; 0-0 WCC)
NOVEMBER 21 - 9 ET/7MT PM ■ MARRIOTT CENTER (18,987) ■ PROVO, UT
SERIES RECORD - BYU LEADS 5-2 ■ RECENT STREAK - BYU W1

Video: BYUtv.org RADIO: WGR 550 AM - Todd Callen AUDIO: Niagara Sports Network

NIAGARA ENDS ROAD TRIP AT BYU TUESDAY
THE PURPLE EAGLES IN SEARCH OF SECOND WIN OF THE SEASON.

The Niagara Purple Eagles conclude their season opening four-game road trip at BYU on Tuesday night.

Scene Setter

- This will be the final leg of Niagara's four-game road journey to open the season.
- The Purple Eagles opened the season with a 77-75 win at Little 3 rival St. Bonaventure.
- NU has dropped its last two games against No. 14 Minnesota and UMass.
- Niagara and BYU renew their series, which began in December 1947 and will be the first meeting between the programs since December 1976.
- Niagara is in search of its second road win of the season and first ever road win at BYU.

Tipoff Tidbits

- Seniors Kahlil Dukes (21.7 ppg) and Matt Scott (20.3 ppg) are accounting for 54 percent of the scoring. Dukes is first in the MAAC in scoring and Scott is third.
- Matt Scott is 29th on the career scoring list and is 10 points away from tying Manny Leaks (68) for 28th.
- Kahlil Dukes has made 13 straight free throws. He had streaks of 17 and 20 consecutive made free throws last season. Dukes is fifth in the NCAA in free throw percentage among active career leaders.
- Redshirt-junior forward Greg King has had one block in all three games.
- Niagara leads the MAAC in free throw percentage (.761) and in fewest turnovers per game (10.7).

Barclays Center Classic

- Niagara is participating in the sixth Barclays Center Classic. The Purple Eagles played their first game at UMass on Nov. 19 and will play at BYU as part of the opening round.
- The Purple Eagles will host the campus site portion of the tournament from Nov. 24-25.
- Niagara will play Alabama A&M on Friday, Nov. 24 at 4 p.m., followed by Western Carolina versus UT Arlington. On Nov. 25, the consolation and championship games will be played.

Preseason Praise For Purple Eagles

- "No team in the MAAC is more poised to leap from average to great than the Purple Eagles, who return their entire starting lineup." – **Brian Lester, Lindy's Sports**
- "Seniors Kahlil Dukes and Matt Scott are going to take the Purple Eagles to the top three of the MAAC." – **Matt Norlander, CBS Sports**
- "...the Purple Eagles' possible return to contention has been a key offseason storyline." – **Athlon Sports**
- "...things are looking much better for the Purple Eagles with the return of their top six scorers, an incoming transfer and a strong recruiting class." – **Steve Amedio, Troy (N.Y.) Record, Street and Smith**

Purple Eagle Probables

#	Name	Pos.	17-18 Season Stats
10	Dukes	G	21.7 ppg, 3.0 apg
0	Barton	G	9.0 ppg, 1.7 rpg
13	Scott	G	20.3 ppg, 8.0 rpg
11	Prochet	F	8.0 ppg, 7.3 rpg
32	Robb	F	7.0 ppg, 2.3 rpg

Cougar Probables

#	Name	Pos.	17-18 Season Stats
2	Seljaas	G	9.0 ppg, 5.3 rpg
3	Bryant	G	21.3 ppg, 5.0 rpg
30	Haws	G	11.7 ppg, 3.7 rpg
23	Childs	F	11.0 ppg, 8.7 rpg
41	Worthington	F	5.0 ppg, 2.7 rpg

NIAGARA QUICK FACTS

Location..... Niagara University, N.Y.
 Founded..... 1856
 Enrollment 4,025
 Nickname Purple Eagles
 Colors.....Purple (PMS 268) & White
 Affiliation.....NCAA Division I
 Conference.....Metro Atlantic Athletic
 President.....Rev. James J. Maher, C.M.
 Director of Athletics.....Simon Gray
 Faculty Athletics Rep..... Dr. John Stranges
 Athletic Department Phone716-286-8600

First Year1905-06
 All-time Record1,440-1,217-1
 Arena..... "Taps" Gallagher Center
 Court..... Frank and Barbara Layden
 Capacity 2,100
 Year Opened 1949
 Record.....421-195
 MAAC Record.....243-242

ATHLETICS MISSION STATEMENT

We provide an environment that inspires the holistic development of student-athletes, striving for excellence in all phases of their lives, while collectively serving as a source of pride for the campus and community. The experience derived from the Department of Athletics, rooted in the Catholic and Vincentian mission, helps fuel the power of Niagara University.

Niagara vs. 2017-18 Opponents

Opponent	W	L
St. Bonaventure	70	88
Minnesota	1	2
UMass	1	7
BYU	2	5
Alabama A&M	0	0
Western Carolina	0	1
Texas Arlington	0	0
Army	7	7
Buffalo	56	32
New Hampshire	12	5
St. Francis (PA)	11	9
Norfolk State	2	0
Cleveland State	4	3
Cornell	20	27
Iona	35	46
Rider	22	23
Siena	47	51
Marist	26	20
Monmouth	1	9
Saint Peter's	50	32
Quinnipiac	3	9
Fairfield	40	31
Manhattan	32	51
Canisius	103	80
TOTAL	545	537

On The Court

BYU Cougars (2-1, 0-0 WCC)

- The Cougars are led by Dave Rose who is in his 13th season as head coach.
- BYU was selected third in the 2017-18 WCC Preseason Coaches Poll. Sophomores TJ Haws and Yoeli Childs were named to the All-WCC Preseason Team.
- BYU is 2-1 on the season with wins over Mississippi Valley State and at Princeton. BYU lost its last game to UT Arlington.
- Three Cougars are averaging double figures – Elijah Bryant (21.3 ppg), TJ Haws (11.7 ppg), and Yoeli Childs (11.0 ppg).

Against the Cougars (BYU leads 5-2)

- Niagara and BYU have met seven times in their history with all the meetings coming between 1947-1976.
- One of Niagara's two wins in the series came in the 1953 NIT.
- Niagara is 0-2 at BYU.

Last Meeting – December 11, 1976

BYU 65, Niagara 62

The Series	BYU leads 5-2
Last Game	December 11, 1976
	BYU 65, Niagara 62
Last Niagara win	January 2, 1976
	Niagara 75, BYU 60
Last BYU win	December 11, 1976
	BYU 65, Niagara 62
Last Niagara win at BYU	Never
Last BYU win at Home	December 11, 1976
	BYU 65, Niagara 52
Current streak	BYU, W1
Coach Casey vs. BYU	First Meeting

Against the WCC

- Niagara is 4-12 against current members of the West Coast Conference – BYU, Gonzaga, Loyola Marymount, Pacific, San Francisco, and Santa Clara.
- Niagara's four wins have come against BYU (two), Loyola Marymount, and Santa Clara.
- This will be Niagara's first meeting with an WCC opponent since defeating Santa Clara on Dec. 27, 2007.

Besting The Bonnies

- The Purple Eagles opened their campaign with a 77-75 victory over longtime rival St. Bonaventure on Nov. 10.
- Niagara halted a six-game losing streak to St. Bonaventure, with its last win in the series coming in December 2010.
- The Purple Eagles have now won five of the last six meetings at the Reilly Center.
- Seven of the last nine meetings with the Bonnies have been decided by less than 10 points.

Purple Eagles vs. BYU (Career P/R/A)

Games	Barton	Dukes	Fragala	Green	King	Kuakumensah
-------	--------	-------	---------	-------	------	-------------

First Meeting

Games	Larkin	Prochet	Robb	Scott	Tate	Towns
-------	--------	---------	------	-------	------	-------

First Meeting

* - Gallagher Center

§ - MAAC Tournament

DNP - Did Not Play

--- - Not With Team

RS - Redshirt Season

This is.....

NIAGARA BASKETBALL

Naismith Memorial Hall of Famers - 2

Calvin Murphy, Hubie Brown

NCAA Tournament Appearances - 3

1970, 2005, 2007

NIT Appearances - 14

1950, 1953, 1954, 1955, 1956, 1958, 1961, 1972, 1976, 1987, 1993, 2004, 2009, 2013

MAAC Tournament Championships - 2

2005, 2007

MAAC Regular Season Championships - 4

1999, 2001, 2005, 2013

MAAC Coach of the Year - 4

Jack Armstrong (1992-93), Joe Mihalich (1998-99, 2004-05, 2012-13)

NABC District Coach of the Year - 2

Joe Mihalich (2008-09, 2012-13)

NABC All-District - 3

Juan Mendez (2004-05), Juan'ya Green (2012-13), Antoine Mason (2012-13)

AP All-American First Team - 2

Calvin Murphy (1968-69, 69-70)

AP All-American Second Team - 1

Calvin Murphy (1967-68)

AP All-American Honorable Mention - 1

Juan Mendez (2004-05)

MAAC Player of the Years - 3

Alvin Young (1998-99), Demond Stewart (2000-01), Juan Mendez (2004-05)

All-MAAC First Team - 16

Patrick Jones (89-90), Brian Clifford (91-92, 92-93), Chris Watson (95-96), Alvin Young (98-99), Demond Stewart (00-01), Daryl Greene (01-02), Juan Mendez (02-05), Charron Fisher (06-08), Tyrone Lewis (08-09), Bilal Benn (08-09), Antoine Mason (12-13), Juan'ya Green (12-13)

All-MAAC Second Team - 19

Brian Clifford (90-91), Rob Robinson (92-93), Chris Watson (94-95, 96-97), Jermaine Young (97-98), Jeremiah Johnson (98-99), Daryl Greene (99-00), Demond Stewart (99-00), Tremell Darden (02-03, 03-04), David Brooks (04-05), Alvin Cruz (04-05), Cliff Brown (06-07), Tyrone Lewis (07-08, 09-10), Benson Egemonye (08-09), Bilal Benn (09-10), Anthony Nelson (10-11), Antoine Mason (13-14)

All-MAAC Third Team - 11

Alvin Young (97-98), Michael Schmidt (00-01), James Reaves (01-02), Tremell Darden (01-02), David Brooks (03-04), James Reaves (03-04), Cliff Brown (05-06), Lorenzo Miles (06-07), Stanley Hodge (07-08), Juan'ya Green (11-12), Matt Scott (15-16, 16-17)

MAAC All-Rookie Team - 7

Tyrone Lewis (06-07), Anthony Nelson (07-08), Marvin Jordan (10-11), Juan'ya Green (11-12), Antoine Mason (11-12), T.J. Cline (12-13), Dominique Reid (14-15)

MAAC All-Tournament Team - 19

Rob Robinson (1993), Brian Clifford (1993), Chris Watson (1996, 97), Alvin Young (1999), Daryl Greene (2000), James Reaves (2002), Juan Mendez (2003-05), Tremell Darden (2004), David Brooks (2005), Alvin Cruz (2005), Cliff Brown (2007), Lorenzo Miles (2007), Tyrone Lewis (2007, 2009), Bilal Benn (2009), Antoine Mason (2013)

MAAC Tournament MVP - 2

Juan Mendez (2005), Tyrone Lewis (2007)

MAAC Defensive Player of the Year - 1

Tyrone Lewis (2008-09)

MAAC Sixth Man of the Year - 3

Juan Mendez (2001-02), James Mathis (2004-05), Cliff Brown (2005-06)

MAAC Rookie of the Year - 2

Brian Clifford (1990-91), Juan'ya Green (2011-12)

Mid-Major Freshman of the Year - 1

Juan'ya Green (2011-12)

Lou Henson All-America Team (Mid-Major) - 1

Juan'ya Green (2012-13)

NU Tabbed Fifth In MAAC Preseason Poll

- Niagara was picked fifth in the MAAC preseason poll with a total of 76 points.
- The Purple Eagles' fifth place selection is their highest since being tabbed fifth in the 2012-13 season; NU went on to win the regular season.

Dynamic Duo

- The back-court duo of Matt Scott and Kahlil Dukes is one of the most prolific scoring combos in the nation. The pair combined for an average of 32.5 points per game, which is 11th in the NCAA among returning duos.
- The pair also combined to drain 130 3-pointers, which rank amongst the nation's best in returning duos.
- A two-time All-MAAC selection, Scott was named to the Preseason All-MAAC First Team to become the first Purple Eagle to be named to the MAAC Preseason First Team in four seasons. Dukes was named to the Preseason All-MAAC Second Team.
- This is the first time since the 2009-10 season two Purple Eagles have been named to All-MAAC preseason teams.

Challenging Schedule Ahead For The Purple & White

- The Purple Eagles will face a challenging non-conference schedule before venturing through an 18-game MAAC slate.
- Eight non-conference opponents had a winning percentage of .500 or higher last season.
- Four non-conference opponents played in the postseason – Minnesota (NCAA), BYU (NIT), Texas Arlington (NIT), Norfolk State (CIT)
- Niagara opens the season with four road games – St. Bonaventure, Minnesota, UMass and BYU – before playing four games at home.
- Minnesota is ranked No. 14 in the AP Top 25 and and 15th in the USA Today Coaches Poll.
- BYU and Texas Arlington, who the Purple Eagles may play as part of the Barclays Center Classic regional at the Gallagher Center, are ranked eighth and ninth, respectively, in the first Mid-Major Top 25 Poll.

Tri-Captains To Lead The Way

- Head coach Chris Casey has named Matt Scott, Marvin Prochet and Kahlil Dukes captains for the 2017-18 season.
- Scott will be captain for the third straight season, Prochet for the second, and Dukes will be a first-time captain.

Mattie Ice

- Matt Scott has caught the attention of several media outlets around the country leading up to the start of the season.
- Lindy's Sports selected Scott as its MAAC Player of the Year and named him the "Most Versatile".
- Scott has been named to the MAAC first team by Street & Smith and College Sports Madness, and MAAC second team by Athlon Sports.
- Scott was also named to the New York Post's Preseason All-City Third Team.

Home For The Holiday

- The Purple Eagles will host a tournament over the Thanksgiving Holiday break on Nov. 24-25 as part of the Barclays Center Classic.
- Niagara will welcome Alabama A&M, Texas Arlington and Western Carolina to the Gallagher Center.
- NU faces Alabama A&M on Nov. 4 at 4 p.m., and will play either WCU or UTA on Saturday at 7 p.m.
- This will be Niagara's first time hosting a tournament since November 2012.

Pura Vida

- Niagara went on a tour of Costa Rica from Aug. 13-19 to get an early start on preparations for the 2017-18 season.
- The Purple Eagles played two games against the top two teams in the Costa Rican Liga (LBS). NU defeated ARBA San Ramon (74-73) and cruised past Coopeservidores Escazu (87-59).
- As part of its tour, Niagara held a clinic for the Olimpiadas Especial (Special Olympics) San Jose chapter.

RECORD WHEN...

Home	0-0
Road	1-2
Neutral	0-0
Leading at half	1-0
Trailing at half	0-2
Tied at half	0-0
NU shoots 50 percent or better	0-0
NU shoots 40-49 percent	1-1
NU shoots 30-39 percent	0-1
NU shoots below 30 percent	0-0
Opponent shoots 50 percent or better	0-2
Opponent shoots 40-49 percent	0-0
Opponent shoots 30-39 percent	1-0
Opponent shoots below 30 percent	0-0
NU shoots better from field	1-0
NU shoots same/worse from field	0-2
NU commits fewer turnovers	0-1
NU commits more turnovers	0-1
Turnovers are even	1-0
NU outrebounds opponent	0-0
NU is outrebounded	1-2
Rebounds are even	0-0
NU makes more free throws	0-2
Free throws are even	0-0
Opponent makes more free throws	1-0
NU scores less than 50 points	0-0
NU scores 50-59 points	0-0
NU scores 60-69 points	0-0
NU scores 70-79 points	1-1
NU scores 80 or more points	0-1
Opponent scores less than 50 points	0-0
Opponent scores 50-59 points	0-0
Opponent scores 60-69 points	0-0
Opponent scores 70-79 points	1-0
Opponent scores 80 or more points	0-2
Leading with 10 minutes to play	1-0
Leading with 5 minutes to play	0-0
Leading with 1 minute to play	1-0
Trailing with 10 minutes to play	0-2
Trailing with 5 minutes to play	0-2
Trailing with 1 minute to play	0-2
Tied with 10 minutes to play	0-0
Tied with 5 minutes to play	1-0
Tied with 1 minute to play	0-0
Game is decided by 1-4 points	1-0
Game is decided by 5-10 points	0-0
Game is decided by 11 points or more	0-2
In overtime	0-0

SUPERLATIVES

DOUBLE-DIGIT SCORING GAMES

Name	2017-18	Total
Matt Scott	3	57
Kahlil Dukes	3	28
Marvin Prochet	2	25
Dominic Robb		21
Chris Barton	1	13
Kevin Larkin		4
James Towns		3

20-POINT GAMES

Name	2017-18	Total
Matt Scott	1	23
Kahlil Dukes	2	9
Marvin Prochet		1

10-REBOUND GAMES

Name	2017-18	Total
Matt Scott	1	12
Dominic Robb		6
Marvin Prochet	1	2

5-ASSIST GAMES

Name	2017-18	Total
Kahlil Dukes	1	11
Matt Scott		11
Chris Barton		1
James Towns		1
Marvin Prochet		1

3-STEAL GAMES

Name	2017-18	Total
Matt Scott		9
Kahlil Dukes		3
Marvin Prochet	1	1
Kevin Larkin		1

3-BLOCK GAMES

Name	2017-18	Total
Dominic Robb		16
Marvin Prochet		5
Matt Scott	1	1

DOUBLE-DOUBLES

Name	2017-18	Total
Matt Scott	1	11
Dominic Robb		4
Marvin Prochet	1	2

CAREER RECORDS WATCH

BLOCKS

Name	Year	Blocks
1. Joe Arlauckas	1983-87	220
2. Mark Henry	1985-89	181
3. Kevin Jobity	1995-99	177
4. Juan Mendez	2001-05	170
5. James Reaves	2000-04	143
6. Benson Egemonye	2006-09	113
7. Sean Schiano	1988-92	109
8. Dominic Robb	2015-P	108
9. Kashief Edwards	2008-10	105
10. Tyrone Lewis	2006-10	76

POINTS

Name	Year	Points
20. Ollie Harper	1974-78	1,302
21. Mark Henry	1985-89	1,291
22. Marvin Jordan	2010-14	1,278
Brian Clifford	1990-93	1,278
24. Larry Costello	1950-54	1,275
25. James Reaves	2000-04	1,274
Charlie Hoxie	1951-55	1,274
27. Joe Alexander	1982-86	1,267
28. Manny Leaks	1964-68	1,243
29. Matt Scott	2014-P	1,233
30. Anthony Nelson	2007-11	1,215

FREE THROW PERCENTAGE

Name	Year	FT%
1. Kahlil Dukes	2016-P	92.2
2. Calvin Murphy	1967-70	84.9
3. Alex Agudio	1986-87	83.8
4. Rob Robinson	1991-93	83.0
5. Mark Henry	1985-89	82.4
6. Al Williams	1970-73	82.0
7. Juan Neal	1984-88	81.6
8. Skip McDaniel	1974-78	81.5
9. Eldridge Moore	1985-89	81.2
10. Stanley Hodge	2004-08	80.0

IN THE NCAA

FREE THROW % - ACTIVE CAREER

Name	FT-FTA	FT%
1. Sam Hunt	191-208	91.8
2. Fletcher Magee	203-223	91.0
3. Schadra Casimir	152-167	91.0
4. Devin Cannady	162-178	91.0
5. Kahlil Dukes	120-132	90.9

STARTING LINEUPS

OPPONENT	1	2	3	4	5	RECORD
ST. BONAVENTURE	DUKES	BARTON	SCOTT	PROCHET	ROBB	1-0
MINNESOTA	DUKES	BARTON	SCOTT	PROCHET	ROBB	1-1
UMASS	DUKES	BARTON	SCOTT	PROCHET	ROBB	1-2

PRESEASON PROJECTIONS

MAAC

Standing Projections Fifth
 First Team Matt Scott
 Second Team Kahlil Dukes

Athlon Sports

Standing Projections Fourth
 Second Team Matt Scott

Lindy's Sports

Standing Projections Second
 Player of the Year Matt Scott
 Newcomer of the Year.... Dominik Fragala
 Most Versatile Matt Scott
 First Team Matt Scott
 Second Team Kahlil Dukes

Street & Smith

Standing Projections Fifth
 All-MAAC Matt Scott

College Sports Madnes

First Team Matt Scott
 Second Team Kahlil Dukes
 Third Team Marvin Prochet
 Fourth Team Dominic Robb

**MOST DOUBLE-DOUBLES
 Since 2006-07 Season**

Bilal Benn	25
Charron Fisher	15
Cliff Brown.....	15
Matt Scott.....	11
Benson Egemonye.....	8
Ameen Tanksley	7
Anthony Nelson.....	7
Dominique Reid	5
Dominic Robb	4
Ramone Snowden	3
Marcus Ware	3
J.R. Duffey.....	3
Kashief Edwards	3
Marvin Prochet	2
Juan'ya Green.....	1
Antoine Mason.....	1
Tyrone Lewis.....	1
Rob Garrsion.....	1
Stanley Hodge.....	1
Lorenzo Miles.....	1
Rayvon Harris.....	1
Joe Thomas	1

**2017-18
 TEAM SUPERLATIVES**

Points
 81 at Minnesota (11/15/17)

Rebounds
 44 at Minnesota (11/15/17)

Assists
 14 at UMass (11/19/17)
 14 at Minnesota (11/15/17)

Steals
 9 at UMass (11/19/17)
 6 at Bona (11/10/17)

Blocks
 6 at Minnesota (11/15/17)

Field Goals Made
 28 at Minnesota (11/15/17)
 27 at UMass (11/19/17)

3P Field Goal Made
 11 at Minnesota (11/15/17)

Free Throws Made
 19 at Bona (11/10/17)
 18 at UMass (11/19/17)

Field Goal Percentage
 .472 at Bona (11/10/17)

3-Point Field Goal Percentage
 .423 at Minnesota (11/15/17)

Free Throw Percentage
 1.000 at Minnesota (11/15/17)

Fewest Turnovers
 9 at Minnesota (11/15/17)

Most Turnovers Caused
 18 at UMass (11/19/17)

**2017-18
 INDIVIDUAL HIGHS**

Points
 26 Scott at UMass (11/19/17)
 26 Dukes at Minnesota (11/15/17)

Rebounds
 12 Prochet at Minnesota (11/15/17)
 11 Scott at Minnesota (11/15/17)

Assists
 8 Dukes at UMass (11/19/17)
 4 Scott at Bona (11/10/17)

Steals
 3 Prochet at UMass (11/19/17)
 2 Dukes at Bona (11/10/17)

Blocks
 3 Scott at Minnesota (11/15/17)

Field Goals Made
 10 Scott at UMass (11/19/17)
 8 Dukes at Bona (11/10/17)

3P Field Goal Made
 6 Dukes at Bona (11/10/17)
 5 Dukes at Minnesota (11/15/17)

Free Throws Made
 9 Scott at Bona (11/10/17)
 7 Dukes at Minnesota (11/15/17)

Field Goal Percentage (min. 7 made)
 .768 Scott (10-13 at UMass (11/19/17)
 .571 Dukes (8-14) at Bona (11/10/17)

3-Point Field Goal Percentage (min 3 made)
 .750 Kahlil Dukes at Bona (11/10/17)

Free Throw Percentage (min 5 made)
 1.00 (7-7)..Dukes at Minnesota (11/15/17)

SPECIALTY STATS

CATEGORY	NIAGARA	OPPONENT
Points In The Paint	80	120
Points Off Turnovers	23	39
2nd Chance Points	26	64
Fast Break Points	42	18
Bench Points	36	66

THE LAST TIME - TEAM

Scored 100 Points (regulation).....	L, 107-100 at Northwestern State (11/30/13)
Scored 100 Points (overtime).....	W, 105-100 (2OT) vs. Quinnipiac (2/1/15)
Scored 90 Points.....	W, 94-81 at Canisius (2/10/17)
Scored 80 Points.....	L, 107-801 at Minnesota (11/15/17)
Scored 60-Plus Points In A Half.....	61 in second half vs. Northwestern State (2/23/13)
Had a 40-Point Win.....	103-63 vs. Hartford (11/29/08)
Had a 30-Point Win.....	88-55 vs. Saint Peter's (1/3/07)
Had a 20-point Win.....	W, 87-64 vs. Siena (1/17/13)
Won an Overtime Game.....	W, 93-90 vs. Iona (1/31/13)
Lost an Overtime Game.....	L, 93-87 vs Marist (1/16/17)
Won a Double-Overtime Game.....	W, 105-100 vs. Quinnipiac (2/1/15)
Lost a Double-Overtime Game.....	L, 89-87 vs. Loyola (2/2/13)
Lost a Triple-Overtime Game.....	L, 102-97 vs. Canisius (3/3/16)
Won The Game In The Final Seconds.....	1.2 seconds by Justin Satchell vs. Manhattan (1/9/16)
Five Players in Double-Digit Scoring.....	Scott, Dukes, Larkin, Prochet, Barton at Canisius (2/10/17)
Four Players in Double-Digit Scoring.....	Scott, Dukes, Barton, Towns vs. Quinnipiac (3/2/17)
Made 35-plus Field Goals.....	36 at Canisius (2/10/17)
Made 30-plus Field goals.....	33 vs. Canisius (1/23/17)
Made 25-plus Field goals.....	28 at Minnesota (11/15/17)
Made Fewer Than 15 Field Goals.....	14 at St. John's (12/9/15)
Had 70-79 Field Goal Attempts.....	77 at Minnesota (11/15/17)
Had 80-89 Field Goal Attempts.....	83 vs. Iona (1/31/13)
Shot Over 60 Percent From The Field.....	62.3 (33-for-53) vs. Drexel (11/23/16)
Shot Over 55 Percent From The Field.....	58.1 (36-for-62) at Canisius (2/10/17)
Shot Less Than 30 Percent From The Field.....	25.0 (14-for-56) at St. John's (12/9/15)
Made 10+ Three-Point Field Goals.....	11 at Minnesota (11/15/17)
Made 15+ Three-Point Field Goals.....	15 vs Monmouth (1/14/17)
Had 35+ Three-Point Field Goal Attempts.....	35 vs. Iona (2/12/13)
Shot Over 50 Percent From The 3-Point Line.....	57.9 (11-for-19) at Canisius (2/10/17)
Made 35-39 Free Throws.....	38 vs. Manhattan (1/19/13)
Made 40+ Free Throws.....	40 vs. Canisius (2/16/05)
Had 40-49 Free Throw Attempts.....	40 vs. Davidson (12/11/13)
Shot Over 90 Percent From The Foul Line (min. 10 made).....	96.3 (26-for-27) at Marist (12/2/16)
Shot 100 Percent From The Foul Line.....	14-for-14 at Minnesota (11/15/17)
Had 50-59 Rebounds.....	52 at Marist (12/2/16)
Had 20-29 Assists.....	20 vs Monmouth (1/14/17)
Had 10+ Blocked Shots.....	10 at LIU Brooklyn (12/21/16)
Had 15+ Steals.....	15 vs. Monmouth (1/10/14)
Caused 25+ Turnovers.....	25 vs. Brown (12/29/13)
Committed 5 Or Fewer Turnovers.....	5 vs Quinnipiac (1/2/17)
NU Played as Ranked Team.....	No. 17 vs. NC State, L 108-88 (3/13/70)
NU Played a Ranked Opponent.....	at No. 14/15 Minnesota, L 107-81 (11/15/17)
NU Defeated a Ranked Opponent.....	No. 4 St. John's, W 62-59 (12/15/84)
NU Lost To a Ranked Opponent.....	at No. 14/15 Minnesota, L 107-81 (11/15/17)
NU Faced a No. 1 Ranked Team.....	at No. 1 Kansas, L 134-73 (1/9/97)

LAST TIME - INDIVIDUAL

Scored 30+	34, Matt Scott vs Iona (2/12/17)
Scored 35+	38, Antoine Mason vs. Marist (3/6/14)
Scored 40+	41, Charron Fisher vs. Iona (2/16/08)
Two Players Scored 20+ Points	Dukes (29) and Scott (20) at Quinnipiac (2/4/17)
Three Players Scored 20+ Points	Miles (28), Fisher (21), Brown (22) vs. St. Bonaventure (11/21/05)
10+ Field Goals Made by a Player	10, Matt Scott at UMass (11/19/17)
15+ Field Goals Made by a Player	15, Charron Fisher at Loyola (1/3/08)
25-29 Field Goal Attempts by a Player.....	25, Antoine Mason vs. Brown (12/29/13)
Player Shot 100% With 5+ Field Goal Attempts	Matt Scott (5-for-5) vs. Canisius (12/6/14)
Player Shot .700 With 10+ Field Goal Attempts	Matt Scott (.769) 10-for-13 at UMass (11/19/17)
Player Shot .800 With 10+ Field Goal Attempts	Kahlil Dukes (.800) 8-for-10 vs. Drexel (11/23/16)
Player Shot .900 With 10+ Field Goal Attempts.....	James Mathis (.900) 10-for-11 vs. Fairfield (3/3/06)
5+ 3pt Field Goals Made by a Player.....	5, Kahlil Dukes at Minnesota (11/15/17)
8+ 3pt Field Goals Made by a Player.....	*8, Marvin Jordan at Rider (2/5/12)
10+ 3pt Field Goal Attempts by a Player	10, Khalil Dukes at Minnesota (11/15/17)
Player Shot .800 With 5+ 3pt Field Goal Attempts	Kahlil Dukes (5-for-6) at Noth Texas (11/25/16)
10+ Free Throws Made by a Player	10, Matt Scott at UMass (11/19/17)
15+ Free Throws Made by a Player	15, Antoine Mason at Seton Hall (11/9/13)
10+ Free Throws Attempted by a Player	13, Matt Scott at UMass (11/19/17)
15+ Free Throws Attempted by a Player	16, Matt Scott at Rutgers(11/20/16)
Player Shot 1.000 With 10+ Free Throw Attempts	Matt Scott (13-for-13) vs. Siena (1/26/16)
15+ Rebounds by a Player	16, Matt Scott at St. John's (12/9/15)
20+ Rebounds by a Player	21, Clif Brown vs. Binghamton (11/16/06)
Two Players with 10 or More Rebounds	Prochet (12) and Scott (11) at Minneosta (11/15/17)
10+ Assists by a Player.....	11, Juan'ya Green at Siena (1/25/13)
5+ Assists by a Player.....	8, Kahlil Dukes at UMass (11/19/17)
5+ Blocked Shots by a Player.....	6, Dominic Robb at Fairfield (2/2/17)
5+ Steals by a Player.....	5, Kahlil Dukes vs. Quinnipiac (3/2/17)
Double-Double by a Player	Scott (17 points, 11 rebounds) and Prochet (10 points, 12 rebounds) at Minnesota (11/15/17)
Triple-Double by a Player	Anthony Nelson (10 points, 10 rebounds, 14 assists) vs. Marist (2/6/11)

* - Most by a sophomore in program history...tied for second most in progam history.

2017-18 NIAGARA UNIVERSITY MEN'S BASKETBALL

Official Basketball Box Score -- Game Totals -- Final Statistics
Niagara vs St. Bonaventure
11/10/17 8:00 PM at Reilly Center at St. Bonaventure, NY

Niagara 77 • 1-0
Table with 15 columns: # Player, FG-FGA, 3-FGA, FT-FTA, Off Def Tot, PF, TP, A TO Blk Stl, Min. Includes player stats for Prochet, Robb, Barton, Dukes, Scott, Tate, Towns, Green, King, Kuakumensah, and Team Totals.

St. Bonaventure 75 • 0-1
Table with 15 columns: # Player, FG-FGA, 3-FGA, FT-FTA, Off Def Tot, PF, TP, A TO Blk Stl, Min. Includes player stats for GriffIn, Aveni, Taooee, Mabley, Kaputo, Stockard, Brockington, and Ipeze, and Team Totals.

Officials: Guy Pagano, Zach Tritt, Matt Lavigne
Technical fouls: Niagara-None. St. Bonaventure-None.
Attendance: 4952

Score by periods table and Points In/Off T/O Chance Break Bench table.

Last FG - NIA 2nd-00:08, SBU 2nd-00:00.
Largest lead - NIA by 11 1st-07:42, SBU by 2 1st-18:57.
NIA led for 34:40, SBU led for 03:00. Game was tied for 02:20.

Official Basketball Box Score -- Game Totals -- Final Statistics
Niagara vs Minnesota
11/15/17 7:00 PM at Minneapolis, Minn. (Williams Arena)

Niagara 81 • 1-1
Table with 15 columns: # Player, FG-FGA, 3-FGA, FT-FTA, Off Def Tot, PF, TP, A TO Blk Stl, Min. Includes player stats for Prochet, Robb, Barton, Dukes, Scott, Larkin, Tate, Towns, Green, King, Kuakumensah, and Team Totals.

Minnesota 107 • 3-0
Table with 15 columns: # Player, FG-FGA, 3-FGA, FT-FTA, Off Def Tot, PF, TP, A TO Blk Stl, Min. Includes player stats for Murphy, Lynch, McBrayer, Mason, Coffey, Harris, Rudru, Washington, Fitzgerald, Konate, Diedhiou, Hurt, and Team Totals.

Officials: Chris Beaver, Keith Kimble, Brooks Wells
Technical fouls: Niagara-None. Minnesota-None.
Attendance: 10093

Score by periods table and Points In/Off T/O Chance Break Bench table.

Last FG - NIA 2nd-00:43, MINN 2nd-00:25.
Largest lead - NIA by 10 1st-16:07, MINN by 27 2nd-02:35.
NIA led for 12:00, MINN led for 24:44. Game was tied for 03:16.

Official Basketball Box Score -- Game Totals -- Final Statistics
Niagara vs Massachusetts
11/19/17 12:00 PM at Amherst, Mass. (Mullins Center)

Niagara 76 • 1-2
Table with 15 columns: # Player, FG-FGA, 3-FGA, FT-FTA, Off Def Tot, PF, TP, A TO Blk Stl, Min. Includes player stats for Prochet, Robb, Barton, Dukes, Scott, Larkin, Tate, Towns, Green, King, Kuakumensah, and Team Totals.

Massachusetts 101 • 2-1
Table with 15 columns: # Player, FG-FGA, 3-FGA, FT-FTA, Off Def Tot, PF, TP, A TO Blk Stl, Min. Includes player stats for Hines, Holloway, PIPKINS, Anderson, Miller, McLean, Baldwin, Pierre, Franklin, Turner-Morris, Gillepie, and Team Totals.

Officials: Michael Stephens, Matt Potter, Nathan Farrell
Technical fouls: Niagara-Kuakumensah, Greg. Massachusetts-None.
Attendance: 2112

Score by periods table and Points In/Off T/O Chance Break Bench table.

Last FG - NIA 2nd-02:27, UMASS 2nd-00:43.
Largest lead - NIA by 4 1st-18:39, UMASS by 27 2nd-04:58.
NIA led for 01:58, UMASS led for 37:02. Game was tied for 01:00.



ROSTERS

NUMERICAL

<u>No.</u>	<u>Name</u>	<u>Yr.</u>	<u>Pos.</u>	<u>Ht./Wt.</u>	<u>Hometown/Previous School</u>	<u>Major</u>
0	Chris Barton	Jr.	G	6-3/199	Pontiac, MI/Avondale High School	Business Management
1	Dominik Fragala	Fr.	G	6-0/145	Chantilly, VA/John Champe High School	Academic Exploration
2	Kevin Larkin	R-Jr.	G	6-5/172	Georgetown, DE/Cheyney University	Sport Management
4	Keleaf Tate	Fr.	G	6-2/170	Washington, DC/Cesar Chavez High School	Academic Exploration
5	James Towns	So.	G	5-10/171	Detriot, MI/Henry Ford High School	Academic Exploration
10	Kahlil Dukes	R-Sr.	G	6-0/176	Hartford, CT/USC	Communications
11	Marvin Prochet	Jr.	F	6-7/207	Brooklyn, NY/LI Lutheran High School	Sport Management
13	Matt Scott	Sr.	G	6-4/191	Brooklyn, NY/Brooklyn Law and Tech	Sport Management
20	Sam Volmy	R-Sr	G	6-3/190	Lockport, NY/Alfred State	Sport Management
21	Kierell Green	R-Fr.	F	6-7/177	Washington, DC/IEDA	Academic Exploration
24	Greg King	R-Jr.	F	6-7/238	Atlanta, GA/Eastern Kentucky University	Sport Management
30	Greg Kuakumensah	Fr.	F	6-6/200	Worchester, MA/Cushing Academy	Academic Exploration
32	Dominic Robb	Jr.	F	6-8/226	Pittsburgh, PA/Hun School of Princeton	Business Management

ALPHABETICAL

<u>No.</u>	<u>Name</u>	<u>Yr.</u>	<u>Pos.</u>	<u>Ht./Wt.</u>	<u>Hometown/Previous School</u>	<u>Major</u>
0	Chris Barton	Jr.	G	6-3/199	Pontiac, MI/Avondale High School	Business Management
10	Kahlil Dukes	R-Sr.	G	6-0/176	Hartford, CT/USC	Communications
1	Dominik Fragala	Fr.	G	6-0/145	Chantilly, VA/John Champe High School	Academic Exploration
21	Kierell Green	R-Fr.	F	6-7/177	Washington, DC/IEDA	Academic Exploration
24	Greg King	R-Jr.	F	6-7/238	Atlanta, GA/Eastern Kentucky University	Sport Management
30	Greg Kuakumensah	Fr.	F	6-6/200	Worcest, MA/Cushing Academy	Academic Exploration
2	Kevin Larkin	R-Jr.	G	6-5/172	Georgetown, DE/Cheyney University	Sport Management
11	Marvin Prochet	Jr.	F	6-7/207	Brooklyn, NY/LI Lutheran High School	Sport Management
32	Dominic Robb	Jr.	F	6-8/226	Pittsburgh, PA/Hun School of Princeton	Business Management
13	Matt Scott	Sr.	G	6-4/191	Brooklyn, NY/Brooklyn Law and Tech	Sport Management
4	Keleaf Tate	Fr.	G	6-2/170	Washington, DC/Cesar Chavez High School	Academic Exploration
5	James Towns	So.	G	5-10/171	Detriot, MI/Henry Ford High School	Academic Exploration
20	Sam Volmy	R-Sr	G	6-3/190	Lockport, NY/Alfred State	Sport Management

COACHING STAFF

Head Coach: Chris Casey (Western Connecticut State '86) - 5th Season

Assistant Coach: Marc Rybczyk (Central Connecticut State '93) - 5th Season

Assistant Coach: Will Lanier (Georgia Tech '04) - 5th Season

Assistant Coach: Kareem Brown (St. Johns '07) - 5th Season

Director of Basketball Operations: Tyrone Lewis (Niagara '10) - 3rd Season

PRONUNCIATION GUIDE (PLAYERS)

Kahlil Dukes - Kuh-lil

Kierell Green - Kiy-rail

Greg Kuakumensah - Koo-ack-a-men-sa

Marvin Prochet - Pro-shay

Keleaf Tate - Kuh-LEEF

Sam Volmy - vohl-ME

PRONUNCIATION GUIDE (COACHING STAFF)

Marc Rybczyk – rib-ZIK



CHRIS CASEY

HEAD COACH

Fifth Season At Niagara

11th Season Overall

Chris Casey, who arrived with 27 years of coaching experience at the Division I, II and III levels, was named the 21st head coach of the Niagara University men's basketball program on April 22, 2013.

Casey had successful stints as a Division I assistant coach at St. John's, Central Connecticut State and Saint Peter's, and as a Division II head coach at LIU Post and a Division III head coach at Rutgers-Newark.

Casey has been in charge of rebuilding the program after being one of the youngest teams in the nation during his first two seasons. The Purple Eagles finished the 2014-15 season winning four of their last five games and had one player named to the MAAC All-Rookie Team. In his first season at the helm, Casey picked up wins against Big 4 rival Buffalo, which was the program's first since 2008, and a victory over two-time defending SoCon champions Davidson. Casey also coached Antoine Mason, who led the nation in scoring for three months and finished second in the nation, behind national player of the year Doug McDermott from Creighton, with 25.6 points per game. The rebuilding process continued during his third season. At the end of the 2015-16 campaign, one of Casey's first recruits, Matt Scott, was named to the 2015-16 All-MAAC Third Team to become the 11th Purple Eagle in program history to earn third team honors.

The 2016-17 Purple Eagles finished in double-digit wins, including a win in the MAAC Tournament. Matt Scott was named to the All-MAAC Third Team for the second straight season and Kahlil Dukes set the program's free throw percentage record. Niagara led the MAAC in blocks per game (4.6) with sophomore Dominic Robb setting the program's single-season block record with 74.

Since his arrival to Monteagle Ridge, Casey's teams have been very active within the local community. The team makes annual visits to the Community Missions of Niagara Frontier and has made numerous trips to the Niagara Falls Boys & Girls Club where it held clinics and have visited patients at the Women & Children's Hospital of Buffalo. The Purple Eagles have also volunteered at the Magdalene Project at St. George's Church in Niagara Falls, N.Y.

Casey came to Niagara after three seasons at LIU Post in Brookville, N.Y. where he posted a 62-25 record and went 44-11 in the East Coast Conference. Casey led the Pioneers to back-to-back 20-win seasons, two East Coast Conference Championships and two NCAA Tournament appearances. Casey coached 11 all-conference honorees, three conference players of the year, two All-Americans and one rookie of the year.

Prior to being named head coach at LIU, Casey was an instrumental member of the St. John's coaching staff under former head coach Norm Roberts. He spent six seasons on the staff, serving as the director of operations for two seasons before being promoted to assistant coach. During his tenure at St. John's, Casey played a large role on Roberts' staff as he was responsible for recruiting, opponent scouting, player development, on-court instruction and practice and game preparation. In his first season as an assistant coach, St. John's made a return to the Big East Championship Tournament for the first time since 2003, posted its first winning record since that season and compiled its best conference record since 2003. Casey helped the Red Storm earn two postseason appearances – CBI (2009) and NIT (2010).

Casey came to St. John's from Central Connecticut State University, where he spent three seasons as the Blue Devils' top assistant coach and recruiting coordinator. During his tenure with the Blue Devils, the team won the 2002 Northeast Conference Championship and earned a berth in the 2002 NCAA Tournament. In 2003, Casey was named an AFLAC National Assistant Coach of the Year. At CCSU, Casey worked with forward Corsley Edwards, who was selected by the Sacramento Kings in the second round of the 2003 NBA Draft, the first-ever selection for a Blue Devil player.

Casey joined the staff at Central Connecticut State after serving as the head coach at Rutgers University-Newark from 1998-01. In his third year with the Scarlet Raiders, he led the team to its second postseason appearance since 1985. The team matched the school record for victories in the regular season and the Raiders qualified for the ECAC Postseason Tournament. For his efforts, Casey was named the New Jersey Athletic Conference Coach of the Year. Prior to his time at Rutgers-Newark, Casey was an assistant coach at Saint Peter's University for eight years and helped Saint Peter's qualify for the 1991 and 1995 NCAA Tournament. Casey has also made coaching stops at his alma mater, Western Connecticut State, and St. Francis (N.Y.)

Casey is a 1986 graduate of Western Connecticut State University with a Bachelor of Science in business administration. He was a four-year letterwinner at Western Connecticut State, including a two-time captain. He earned his master's in education administration from Central Connecticut State in 1993.

Casey and his wife, Hope, have two daughters, Lauren and Jordan.



CHRIS BARTON

JUNIOR | GUARD | 6-3 | 199

Pontiac, MI | Avondale High School

Business Management

0

CAREER/SEASON HIGHS

Points

Season: 11, at UMass, 11/19/17
 Career: 17, vs Canisius, 3/3/16

Rebounds

Season: 3, at Minnesota, 11/15/17
 Career: 7, Twice

Field Goals Made

Season: 3, Twice
 Career: 6, vs Canisius, 3/3/16

Field Goals Attempted

Season: 7, at Minnesota, 11/15/17
 Career: 13, Twice

Free Throws Made

Season: 4, at UMass, 11/19/17
 Career: 9, at Manhattan, 1/17/16

Free Throws Attempted

Season: 8, at Bona, 11/10/17
 Career: 10, at Manhattan, 1/17/16

3-Point Field Goals

Season: 1, Twice
 Career: 4, Twice

3-Point Field Goals Attempted

Season: 2, at UMass, 11/19/17
 Career: 7, vs Canisius, 3/3/16

Assists

Season: 2, at Bona, 11/10/17
 Career: 6, at Monmouth, 2/28/16

Steals

Season: 1, Twice
 Career: 2, Multiple Times

Blocks

Season: N/A
 Career: 1, vs. St. Bonaventure, 12/17/16

Minutes

Season: 28, at Bona, 11/10/17
 Career: 55, vs. Canisius, 3/3/16

2017-18 (Junior)

Started in three games...Netted a then-season-high nine points at St. Bonaventure (11/10)...Scored season-high 11 points at UMass (11/19)...Led team in steals once.

Opponent	Date	gs	min	Total		3-Pointers		Free throws		Rebounds				pf	a	t/o	blk	stl	pts	avg	
				fg-fga	pct	3fg-fga	pct	ft-fa	pct	off	def	tot	avg								
at St. Bonaventure	11/10/17	*	28	3-3	1.000	0-0	.000	3-8	.375	0	2	2	2.0	4	2	3	0	1	9	9.0	
at Minnesota	11/15/17	*	21	3-7	.429	1-1	1.000	0-0	.000	1	2	3	2.5	5	0	0	0	1	7	8.0	
at Massachusetts	11/19/17	*	27	3-4	.750	1-2	.500	4-4	1.000	0	0	0	1.7	2	1	3	0	1	11	9.0	
Totals			3	76	9-14	.643	2-3	.667	7-12	.583	1	4	5	1.7	11	3	6	0	3	27	9.0

Games played: 3
 Minutes/game: 25.3
 Points/game: 9.0
 FG Pct: 64.3
 3FG Pct: 66.7
 FT Pct: 58.3

Rebounds/game: 1.7
 Assists/game: 1.0
 Turnovers/game: 2.0
 Assist/turnover ratio: 0.5
 Steals/game: 1.0

Season	gp-gs	min/avg	Total		3-Point		F-Throws		Rebounds				Scoring							
			fg-fga	pct	fg-fga	pct	ft-fa	pct	off	def	tot	avg	pf	fo	ast	to	blk	stl	pts	avg
2015-16	32-5	557/17.4	41-116	.353	13-55	.236	38-48	.792	12	41	53	1.7	59	1	25	29	0	5	133	4.2
2016-17	32-21	702/21.9	69-153	.451	27-57	.474	65-84	.774	24	61	85	2.7	63	2	30	40	1	7	230	7.2
2017-18	3-3	76/25.3	9-14	.643	2-3	.667	7-12	.583	1	4	5	1.7	11	1	3	6	0	3	27	9.0
TOTAL	67-29	1335/19.9	119-283	.420	42-115	.365	110-144	.764	37	106	143	2.1	133	4	58	75	1	15	390	5.8



DOMINIK FRAGALA

FRESHMAN | Guard | 6-0 | 145

Chantilly, VA | John Champe High School

Academic Exploration

1

CAREER/SEASON HIGHS

2017-18 (Freshman)

Points

Season: N/A

Career: N/A

Rebounds

Season: N/A

Career: N/A

Field Goals Made

Season: N/A

Career: N/A

Field Goal Attempted

Season: N/A

Career: N/A

Free Throws Made

Season: N/A

Career: N/A

Free Throws Attempted

Season: N/A

Career: N/A

3-Point Field Goals

Season: N/A

Career: N/A

3-Point Field Goal Attempted

Season: N/A

Career: N/A

Assists

Season: N/A

Career: N/A

Steals

Season: N/A

Career: N/A

Blocks

Season: N/A

Career: N/A

Minutes

Season: N/A

Career: N/A



KEVIN LARKIN

R-JUNIOR | Guard | 6-5 | 172

Georgetown, DE | Cheyney University

Sport Management

2

CAREER/SEASON HIGHS

Points

Season: N/A

Career: 25, Multiple Times*

Rebounds

Season: 1, at UMass, 11/19/17

Career: 9 vs. Iona, 2/12/17

Field Goals Made

Season: N/A

Career: 10, Twice*

Field Goals Attempted

Season: N/A

Career: 19, vs. Clarion, 1/3/15*

Free Throws Made

Season: N/A

Career: 7, at Virginia State, 12/13/14*

Free Throws Attempted

Season: N/A

Career: 9, at Virginia State, 12/13/14*

3-Point Field Goals

Season: N/A

Career: 6, Twice*

3-Point Field Goal Attempted

Season: N/A

Career: 12, vs. Lock Haven, 2/18/15*

Assists

Season: N/A

Career: 3, vs. Iona, 2/12/17

Steals

Season: N/A

Career: 3, at Canisius, 2/10/17

Blocks

Season: N/A

Career: 4, at Edinboro, 12/16/14*

Minutes

Season: 7, at UMass, 11/19/17

Career: 40, Multiple Times*

* - stats from Cheyney University

2017-18 (R-Junior)

Played in two games.

Opponent	Date	gs	min	Total		3-Pointers		Free throws		Rebounds				pf	a	t/o	blk	stl	pts	avg
				fg-fga	pct	3fg-fga	pct	ft-fa	pct	off	def	tot	avg							
at St. Bonaventure	11/10/17		dnp	-	-	-	-	-	-	-	-	-	-	-	-	-	-	-	-	-
at Minnesota	11/15/17	2		0-0	.000	0-0	.000	0-0	.000	0	0	0	0.0	1	0	0	0	0	0	0.0
at Massachusetts	11/19/17	7		0-0	.000	0-0	.000	0-0	.000	0	1	1	0.5	0	0	0	0	0	0	0.0
Totals		0	9	0-0	.000	0-0	.000	0-0	.000	0	1	1	0.5	1	0	0	0	0	0	0.0

Games played: 2
Minutes/game: 4.5

Rebounds/game: 0.5

Season	gp-gs	min/avg	Total		3-Point		F-Throws		Rebounds				Scoring							
			fg-fga	pct	fg-fga	pct	ft-fa	pct	off	def	tot	avg	pf	fo	ast	to	blk	stl	pts	avg
2016-17	23-0	256/11.1	36-104	.346	8-34	.235	26-28	.929	16	51	67	2.9	17	0	12	9	2	13	106	4.6
2017-18	2-0	9/4.5	0-0	.000	0-0	.000	0-0	.000	0	1	1	0.5	1	0	0	0	0	0	0	0.0
TOTAL	25-0	265/10.6	36-104	.346	8-34	.235	26-28	.929	16	52	68	2.7	18	0	12	9	2	13	106	4.2



KELEAF TATE

FRESHMAN | Guard | 6-2 | 170

Washington, DC | Cesar Chavez High School

Academic Exploration

4

CAREER/SEASON HIGHS

Points
 Season: 5 ,at UMass, 11/19/17
 Career: 5, at UMass, 11/19/17

Rebounds
 Season: 1, Twice
 Career: 1, Twice

Field Goals Made
 Season: 2, at UMass, 11/19/17
 Career: 2, at UMass, 11/19/17

Field Goal Attempted
 Season: 4, at Twice
 Career: 4, at Twice

Free Throws Made
 Season: N/A
 Career: N/A

Free Throws Attempted
 Season: N/A
 Career: N/A

3-Point Field Goals
 Season: N/A
 Career: N/A

3-Point Field Goal Attempted
 Season: Twice
 Career: Twice

Assists
 Season: N/A
 Career: N/A

Steals
 Season: 2, at UMass, 11/19/17
 Career: 2, at UMass, 11/19/17

Blocks
 Season: N/A
 Career: N/A

Minutes
 Season: 15, at UMass
 Career: 15, at UMass

2017-18 (Freshman)

Played in three games...Made debut at St. Bonaventure (11/10)...Scored first career points at UMass and finished with five (11/19).

Opponent	Date	gs	min	Total		3-Pointers		Free throws		Rebounds				pf	a	t/o	blk	stl	pts	avg
				fg-fga	pct	3fg-fga	pct	ft-fta	pct	off	def	tot	avg							
at St. Bonaventure	11/10/17	7		0-2	.000	0-1	.000	0-0	.000	0	1	1	1.0	1	1	0	0	1	0	0.0
at Minnesota	11/15/17	8		0-4	.000	0-1	.000	0-0	.000	0	0	0	0.5	3	0	0	0	0	0.0	
at Massachusetts	11/19/17	15		2-4	.500	1-1	1.000	0-0	.000	1	0	1	0.7	1	0	0	0	2	5	1.7
Totals		0	30	2-10	.200	1-3	.333	0-0	.000	1	1	2	0.7	5	1	0	0	3	5	1.7

Games played: 3
 Minutes/game: 10.0
 Points/game: 1.7
 FG Pct: 20.0
 3FG Pct: 33.3

Rebounds/game: 0.7
 Assists/game: 0.3
 Assist/turnover ratio: 99.9
 Steals/game: 1.0

Season	gp-gs	min/avg	Total		3-Point		F-Throws		Rebounds				Scoring							
			fg-fga	pct	fg-fga	pct	ft-fta	pct	off	def	tot	avg	pf	fo	ast	to	blk	stl	pts	avg
2017-18	3-0	30/10.0	2-10	.200	1-3	.333	0-0	.000	1	1	2	0.7	5	0	1	0	0	3	5	1.7
TOTAL	3-0	30/10.0	2-10	.200	1-3	.333	0-0	.000	1	1	2	0.7	5	0	1	0	0	3	5	1.7



JAMES TOWNS

SOPHOMORE | Guard | 5-10 | 171

Detriot, MI | Henry Ford High School

Academic Exploration

5

CAREER/SEASON HIGHS

Points

Season: 9, at Bona, 11/10/17
 Career: 17, vs Drexel, 11/23/16

Rebounds

Season: 1, at Bona, 11/10/17
 Career: 4, Twice

Field Goals Made

Season: 3, Twice
 Career: 6, vs Drexel, 11/23/16

Field Goals Attempted

Season: 6, at Bona, 11/10/17
 Career: 10, Twice

Free Throws Made

Season: 3, at Bona, 11/10/17
 Career: 5, vs Marist 1/16/17

Free Throws Attempted

Season: 3, at Bona, 11/10/17
 Career: 5, Twice

3-Point Field Goals

Season: N/A
 Career: 5, vs Drexel, 11/23/16

3-Point Field Goals Attempted

Season: 2, at Bona, 11/10/17
 Career: 6, vs Drexel, 11/23/16

Assists

Season: 1, at Bona, 11/10/17
 Career: 7, at LIU Brooklyn, 12/21/16

Steals

Season: 1, at Bona, 11/10/17
 Career: 2, Multiple Times

Blocks

Season: N/A
 Career: N/A

Minutes

Season: 20, at Minnesota, 11/15/17
 Career: 28, at LIU Brooklyn, 12/21/16

2017-18 (Sophomore)

Played in three games...Scored a season-high nine points at St. Bonaventure (11/10).

Opponent	Date	gs	min	Total		3-Pointers		Free throws		Rebounds				pf	a	t/o	blk	stl	pts	avg
				fg-fga	pct	3fg-fga	pct	ft-fa	pct	off	def	tot	avg							
at St. Bonaventure	11/10/17	18		3-6	.500	0-2	.000	3-3	1.000	0	1	1	1.0	2	1	1	0	1	9	9.0
at Minnesota	11/15/17	20		1-4	.250	0-1	.000	0-0	.000	1	0	1	1.0	0	0	1	0	0	2	5.5
at Massachusetts	11/19/17	4		0-2	.000	0-1	.000	3-4	.750	0	0	0	0.7	0	0	0	0	0	3	4.7
Totals		0	42	4-12	.333	0-4	.000	6-7	.857	1	1	2	0.7	2	1	2	0	1	14	4.7

Games played: 3
 Minutes/game: 14.0
 Points/game: 4.7
 FG Pct: 33.3
 3FG Pct: 0.0
 FT Pct: 85.7

Rebounds/game: 0.7
 Assists/game: 0.3
 Turnovers/game: 0.7
 Assist/turnover ratio: 0.5
 Steals/game: 0.3

Season	gp-gs	min/avg	Total		3-Point		F-Throws		Rebounds				Scoring							
			fg-fga	pct	fg-fga	pct	ft-fa	pct	off	def	tot	avg	pf	fo	ast	to	blk	stl	pts	avg
2016-17	33-3	430/13.0	43-115	.374	16-48	.333	31-39	.795	4	36	40	1.2	38	2	34	31	0	19	133	4.0
2017-18	3-0	42/14.0	4-12	.333	0-4	.000	6-7	.857	1	1	2	0.7	2	0	1	2	0	1	14	4.7
TOTAL	36-3	472/13.1	47-127	.370	16-52	.308	37-46	.804	5	37	42	1.2	40	2	35	33	0	20	147	4.1



KAHLIL DUKES

R-SENIOR | Guard | 6-0 | 176

Hartford, CT | USC

Communications

10

CAREER/SEASON HIGHS

Points
 Season: 26, at Minnesota, 11/15/17
 Career: 29, at Quinnipiac 2/4/17

Rebounds
 Season: 4, at Minnesota, 11/15/17
 Career: 8, Kent State 12/7/16

Field Goals Made
 Season: 8, at Bona, 11/10/17
 Career: 10, vs Monmouth 1/14/17

Field Goals Attempted
 Season: 15, Twice
 Career: 20, vs Siena 1/4/17

Free Throws Made
 Season: 7, at Minnesota, 11/15/17
 Career: 12, at Quinnipiac, 2/4/17

Free Throws Attempted
 Season: 7, at Minnesota, 11/15/17
 Career: 14, at Quinnipiac, 2/4/17

3-Point Field Goals
 Season: 6, at Bona, 11/10/17
 Career: 7, vs Monmouth 1/14/17

3-Point Field Goals Attempted
 Season: 10, at Minnesota, 11/15/17
 Career: 10, Multiple Times

Assists
 Season: 8, at UMass, 11/19/17
 Career: 9, Twice

Steals
 Season: 2, at Bona, 11/10/17
 Career: 5, vs Quinnipiac, 3/2/17

Blocks
 Season: N/A
 Career: 1, at LIU Brooklyn, 12/21/16

Minutes
 Season: 36, Twice
 Career: 44, vs Marist 1/16/17

2017-18 (R-Senior)

Started in three games...Scored a team-high 23 points on a team-high eight field goals, including a game-high six 3-pointers, at St. Bonaventure (11/10)...Scored a team-high 26 points, including five 3-pointers, and went 7-for-7 at the free-throw line at No. 14/15 Minnesota (11/15)...Season-high eight assists to lead team at UMass (11/19)...Led team in scoring twice...Led team in assists twice...Led team in steals once.

Opponent	Date	gs	min	Total		3-Pointers		Free throws		Rebounds				pts	avg						
				fg-fga	pct	3fg-fga	pct	ft-fa	pct	off	def	tot	avg								
at St. Bonaventure	11/10/17	*	36	8-14	.571	6-8	.750	1-2	.500	0	1	1	1.0	2	3	2	0	2	23	23.0	
at Minnesota	11/15/17	*	24	7-15	.467	5-10	.500	7-7	1.000	0	4	4	2.5	2	4	1	0	0	26	24.5	
at Massachusetts	11/19/17	*	36	5-15	.333	0-4	.000	6-6	1.000	0	0	0	1.7	0	8	2	0	0	16	21.7	
Totals			3	96	20-44	.455	11-22	.500	14-15	.933	0	5	5	1.7	4	15	5	0	2	65	21.7

Games played: 3
 Minutes/game: 32.0
 Points/game: 21.7
 FG Pct: 45.5
 3FG Pct: 50.0
 FT Pct: 93.3

Rebounds/game: 1.7
 Assists/game: 5.0
 Turnovers/game: 1.7
 Assist/turnover ratio: 3.0
 Steals/game: 0.7

Season	gp-gs		min/avg		Total		3-Point		F-Throws		Rebounds				Scoring										
	gp	gs	min	avg	fg-fga	pct	fg-fga	pct	ft-fa	pct	off	def	tot	avg	pf	fo	ast	to	blk	stl	pts	avg			
2016-17	33	32	1113	33.7	170	413	.412	65	157	.414	105	114	.921	8	89	97	2.9	55	2	136	82	1	32	510	15.5
2017-18	3	3	96	32.0	20	44	.455	11	22	.500	14	15	.933	0	5	5	1.7	4	0	15	5	0	2	65	21.7
TOTAL	36	35	1209	33.6	190	457	.416	76	179	.425	119	129	.922	8	94	102	2.8	59	2	151	87	1	34	575	16.0



MARVIN PROCHET

JUNIOR | FORWARD | 6-7 | 207

BROOKLYN, NY | LI Lutheran High School

Sport Management

11

CAREER/SEASON HIGHS

Points

Season: 10, Twice
 Career: 22, vs Fairfield, 2/26/17

Rebounds

Season: 12, at Minnesota, 11/15/17
 Career: 13, at Monmouth, 2/28/16

Field Goals Made

Season: 3, at Bona, 11/10/17
 Career: 7, Multiple Times

Field Goals Attempted

Season: 12, at Minnesota, 11/15/17
 Career: 17, at Iona 12/4/16

Free Throws Made

Season: 3, at Bona, 11/10/17
 Career: 8, vs. Hartford, 11/24/15

Free Throws Attempted

Season: 6, at Bona, 11/10/17
 Career: 10, vs. Hartford, 11/24/15

3-Point Field Goals

Season: 2, at Minnesota, 11/15/17
 Career: 4, vs Marist 1/16/17

3-Point Field Goals Attempted

Season: 6, at Bona, 11/10/17
 Career: 7, Multiple Times

Assists

Season: 3, at Minnesota, 11/15/17
 Career: 5, vs Canisius 1/23/17

Steals

Season: N/A
 Career: 2, Multiple Times

Blocks

Season: 1, at Minnesota, 11/15/10
 Career: 4, Twice

Minutes

Season: 35, at Bona, 11/10/17
 Career: 41, vs Marist 1/16/17

2017-18 (Junior)

Started in three games...Had 10 points and 12 rebounds for his second career double-double at No. 14/15 Minnesota (11/15)...Led/tied team in rebounds twice...Led team in steals once.

Opponent	Date	gs	min	Total		3-Pointers		Free throws		Rebounds				pf	a	t/o	blk	stl	pts	avg	
				fg-fga	pct	3fg-fga	pct	ft-fa	pct	off	def	tot	avg								
at St. Bonaventure	11/10/17	*	35	3-11	.273	1-6	.167	3-6	.500	0	8	8	8.0	0	1	1	0	0	10	10.0	
at Minnesota	11/15/17	*	33	3-12	.250	2-4	.500	2-2	1.000	4	8	12	10.0	2	3	1	1	0	10	10.0	
at Massachusetts	11/19/17	*	30	2-6	.333	0-2	.000	0-0	.000	2	0	2	7.3	3	0	1	0	3	4	8.0	
Totals			3	98	8-29	.276	3-12	.250	5-8	.625	6	16	22	7.3	5	4	3	1	3	24	8.0

Games played: 3
 Minutes/game: 32.7
 Points/game: 8.0
 FG Pct: 27.6
 3FG Pct: 25.0
 FT Pct: 62.5

Rebounds/game: 7.3
 Assists/game: 1.3
 Turnovers/game: 1.0
 Assist/turnover ratio: 1.3
 Steals/game: 1.0
 Blocks/game: 0.3

Season	gp-gs	min/avg	Total		3-Point		F-Throws		Rebounds				Scoring							
			fg-fga	pct	fg-fga	pct	ft-fa	pct	off	def	tot	avg	pf	fo	ast	to	blk	stl	pts	avg
2015-16	32-28	876/27.4	78-202	.386	19-59	.322	59-90	.656	53	121	174	5.4	67	0	28	42	25	20	234	7.3
2016-17	33-30	1006/30.5	118-297	.397	31-102	.304	44-54	.815	55	127	182	5.5	83	3	42	37	37	21	311	9.4
2017-18	3-3	98/32.7	8-29	.276	3-12	.250	5-8	.625	6	16	22	7.3	5	0	4	3	1	3	24	8.0
TOTAL	68-61	1980/29.1	204-528	.386	53-173	.306	108-152	.711	114	264	378	5.6	155	3	74	82	63	44	569	8.4



MATT SCOTT

SENIOR | GUARD | 6-4 | 191

Brooklyn, NY | Brooklyn Law and Tech
Sport Management

13

CAREER/SEASON HIGHS

Points

Season: 26, at UMass, 11/19/17
Career: 34, vs. Iona, 2/12/17

Rebounds

Season: 11, at Minnesota, 11/15/17
Career: 16, at St. Johns 12/9/15

Field Goals Made

Season: 10, at UMass, 11/19/17
Career: 13, at Marist, 1/28/16

Field Goals Attempted

Season: 16, at Minnesota, 11/15/17
Career: 24, at Marist, 1/28/16

Free Throws Made

Season: 9, at Bona, 11/10/17
Career: 14, at Rutgers 11/20/16

Free Throws Attempted

Season: 12, at Bona, 11/10/17
Career: 16, at Rutgers 11/20/16

3-Point Field Goals

Season: 2, Twice
Career: 6, vs. Iona, 2/12/17

3-Point Field Goals Attempted

Season: 5, Twice
Career: 13, vs. Iona, 2/12/17

Assists

Season: 4, at Bona, 11/10/17
Career: 7, vs North Carolina A&T, 11/22/15

Steals

Season: 2, at UMass, 11/19/17
Career: 5, Twice

Blocks

Season: 3, at Minnesota, 11/15/17
Career: 3, at Minnesota, 11/15/17

Minutes

Season: 34, at Bona, 11/10/17
Career: 42, vs Marist 1/16/17

2017-18 (Senior)

Started in three games...Scored 18 points, and led team with four assists and shared team-high with eight rebounds and one block at St. Bonaventure (11/10)...Had 17 points and 11 rebounds for his 11th career double-double and his career-high three blocks led NU at No. 14/15 Minnesota (11/15)...Scored a season-high 26 points on a career-high 76.9 field goal percent to lead NU at UMass (11/19)...Led team in scoring once...Led/tied team in rebounds twice...Led team in assists once...Led/tied team in blocks twice.

Opponent	Date	gs	min	Total		3-Pointers		Free throws		Rebounds				pf	a	t/o	blk	stl	pts	avg	
				fg-fga	pct	3fg-fga	pct	ft-fa	pct	off	def	tot	avg								
at St. Bonaventure	11/10/17	*	34	4-12	.333	1-5	.200	9-12	.750	3	5	8	8.0	4	4	3	1	1	18	18.0	
at Minnesota	11/15/17	*	33	6-16	.375	2-5	.400	3-3	1.000	1	10	11	9.5	2	3	5	3	0	17	17.5	
at Massachusetts	11/19/17	*	30	10-13	.769	2-4	.500	4-6	.667	1	4	5	8.0	0	3	2	0	2	26	20.3	
Totals			3	97	20-41	.488	5-14	.357	16-21	.762	5	19	24	8.0	6	10	10	4	3	61	20.3

Games played: 3
Minutes/game: 32.3
Points/game: 20.3
FG Pct: 48.8
3FG Pct: 35.7
FT Pct: 76.2

Rebounds/game: 8.0
Assists/game: 3.3
Turnovers/game: 3.3
Assist/turnover ratio: 1.0
Steals/game: 1.0
Blocks/game: 1.3

Season	gp-gs		min/avg		Total		3-Point		F-Throws		Rebounds				Scoring							
	gp	gs	min	avg	fg-fga	pct	fg-fga	pct	ft-fa	pct	off	def	tot	avg	pf	fo	ast	to	blk	stl	pts	avg
2014-15	30	11	510	17.0	41-126	.325	16-50	.320	52-69	.754	30	51	81	2.7	49	1	23	44	3	20	150	5.0
2015-16	30	30	992	33.1	146-358	.408	34-118	.288	135-176	.767	61	152	213	7.1	85	3	76	96	10	39	461	15.4
2016-17	33	33	1139	34.5	187-430	.435	65-173	.376	122-170	.718	56	174	230	7.0	79	0	99	87	14	45	561	17.0
2017-18	3	3	97	32.3	20-41	.488	5-14	.357	16-21	.762	5	19	24	8.0	6	0	10	10	4	3	61	20.3
TOTAL	96	77	2738	28.5	394-955	.413	120-355	.338	325-436	.745	152	396	548	5.7	219	4	208	237	31	107	1233	12.8



SAM VOLMY

R-SENIOR | Guard | 6-3 | 190

Lockport, NY | Alfred State

Sport Management

20

CAREER/SEASON HIGHS

Points

Season: N/A

Career: N/A

Rebounds

Season: N/A

Career: N/A

Field Goals Made

Season: N/A

Career: N/A

Field Goal Attempted

Season: N/A

Career: N/A

Free Throws Made

Season: N/A

Career: N/A

Free Throws Attempted

Season: N/A

Career: N/A

3-Point Field Goals

Season: N/A

Career: N/A

3-Point Field Goal Attempted

Season: N/A

Career: N/A

Assists

Season: N/A

Career: N/A

Steals

Season: N/A

Career: N/A

Blocks

Season: N/A

Career: N/A

Minutes

Season: N/A

Career: N/A

Alfred State

Played one season (2015-16) at Alfred State, an NCAA Division III program in Alfred, N.Y...Averaged 4.0 points per game while shooting 68.6 percent from the field and averaged 1.6 rebounds per game in 14 appearances.



KIERELL GREEN

R-FRESHMAN | Forward | 6-7 | 177

Washington, DC | IDEA

Academic Exploration

21

CAREER/SEASON HIGHS

Points

Season: 7, at Minnesota, 11/15/17
 Career: 7, at Minnesota, 11/15/17

Rebounds

Season: 2, Twice
 Career: 2, Twice

Field Goals Made

Season: 2, at Minnesota, 11/15/17
 Career: 2, at Minnesota, 11/15/17

Field Goal Attempted

Season: 3, at Minnesota, 11/15/17
 Career: 3, at Minnesota, 11/15/17

Free Throws Made

Season: 2, at Minnesota, 11/15/17
 Career: 2, at Minnesota, 11/15/17

Free Throws Attempted

Season: 2, at Minnesota, 11/15/17
 Career: 2, at Minnesota, 11/15/17

3-Point Field Goals

Season: 1, at Minnesota, 11/15/17
 Career: 1, at Minnesota, 11/15/17

3-Point Field Goal Attempted

Season: 2, at Minnesota, 11/15/17
 Career: 2, at Minnesota, 11/15/17

Assists

Season: N/A
 Career: N/A

Steals

Season: N/A
 Career: N/A

Blocks

Season: N/A
 Career: N/A

Minutes

Season: 5, at UMass, 11/19/17
 Career: 5, at UMass, 11/19/17

2017-18 (R-Freshman)

Played in three games...Made debut at St. Bonaventure (11/10)...Scored first career points and finished with seven points at No. 14/15 Minnesota (11/15).

Opponent	Date	gs	min	Total		3-Pointers		Free throws		Rebounds					pts	avg					
				fg-fga	pct	3fg-fga	pct	ft-fga	pct	off	def	tot	avg	pf			a	t/o	blk	stl	
at St. Bonaventure	11/10/17		2	0-0	.000	0-0	.000	0-0	.000	0	0	0	0.0	1	0	1	0	0	0	0.0	
at Minnesota	11/15/17		2	2-3	.667	1-2	.500	2-2	1.000	2	0	2	1.0	0	0	0	0	0	7	3.5	
at Massachusetts	11/19/17		5	0-0	.000	0-0	.000	0-0	.000	0	2	2	1.3	1	0	1	0	0	0	2.3	
Totals			0	9	2-3	.667	1-2	.500	2-2	1.000	2	2	4	1.3	2	0	2	0	0	7	2.3

Games played: 3
 Minutes/game: 3.0
 Points/game: 2.3
 FG Pct: 66.7
 3FG Pct: 50.0
 FT Pct: 100.0
 Rebounds/game: 1.3
 Turnovers/game: 0.7

Season	gp-gs	min/avg	Total		3-Point		F-Throws		Rebounds				Scoring							
			fg-fga	pct	fg-fga	pct	ft-fga	pct	off	def	tot	avg	pf	fo	ast	to	blk	stl	pts	avg
2017-18	3-0	9/3.0	2-3	.667	1-2	.500	2-2	1.000	2	2	4	1.3	2	0	0	2	0	0	7	2.3
TOTAL	3-0	9/3.0	2-3	.667	1-2	.500	2-2	1.000	2	2	4	1.3	2	0	0	2	0	0	7	2.3



GREG KING

R-JUNIOR | Forward | 6-7 | 238

Atlanta, GA | Eastern Kentucky University

Sport Management

24

CAREER/SEASON HIGHS

Points
 Season: 2, at Minnesota, 11/15/17
 Career: 11, vs. Coppin State, 11/13/15*

Rebounds
 Season: 4, at Bona, 11/10/17
 Career: 6, Twice*

Field Goals Made
 Season: 1, at Minnesota, 11/15/17
 Career: 5, vs. Coppin State, 11/13/15*

Field Goal Attempted
 Season: 4, at Minnesota, 11/15/17
 Career: 7, Twice*

Free Throws Made
 Season: N/A
 Career: 3, vs. Longwood, 11/22/15*

Free Throws Attempted
 Season: N/A
 Career: 5, vs. Longwood, 11/22/15*

3-Point Field Goals
 Season: N/A
 Career: N/A

3-Point Field Goal Attempted
 Season: N/A
 Career: N/A

Assists
 Season: 1, at UMass, 11/19/17
 Career: 2, Thomas More, 11/25/15*

Steals
 Season: N/A
 Career: 1, Multiple Times*

Blocks
 Season: 1, Multiple Times
 Career: 1, Multiple Times*

Minutes
 Season: 15, at UMass, 11/19/17
 Career: 29, at West Virginia, 12/21/15*

* - stats from Eastern Kentucky

2017-18 (R-Junior)

Played in three games...Made Purple Eagles debut at St. Bonaventure (11/10)...Led/tied team in blocks twice.

Opponent	Date	gs	min	Total		3-Pointers		Free throws		Rebounds				pf	a	t/o	blk	stl	pts	avg	
				fg-fga	pct	3fg-fga	pct	ft-fta	pct	off	def	tot	avg								
at St. Bonaventure	11/10/17		7	0-0	.000	0-0	.000	0-0	.000	2	2	4	4.0	3	0	1	1	0	0	0.0	
at Minnesota	11/15/17		12	1-4	.250	0-0	.000	0-0	.000	1	1	2	3.0	3	0	0	1	0	2	1.0	
at Massachusetts	11/19/17		15	0-2	.000	0-0	.000	0-0	.000	0	3	3	3.0	0	1	0	1	0	0	0.7	
Totals			0	34	1-6	.167	0-0	.000	0-0	.000	3	6	9	3.0	6	1	1	3	0	2	0.7

Games played: 3
 Minutes/game: 11.3
 Points/game: 0.7
 FG Pct: 16.7

Rebounds/game: 3.0
 Assists/game: 0.3
 Turnovers/game: 0.3
 Assist/turnover ratio: 1.0
 Blocks/game: 1.0

Season	gp-gs	min/avg	Total		3-Point		F-Throws		Rebounds				Scoring							
			fg-fga	pct	fg-fga	pct	ft-fta	pct	off	def	tot	avg	pf	fo	ast	to	blk	stl	pts	avg
2017-18	3-0	34/11.3	1-6	.167	0-0	.000	0-0	.000	3	6	9	3.0	6	0	1	1	3	0	2	0.7
TOTAL	3-0	34/11.3	1-6	.167	0-0	.000	0-0	.000	3	6	9	3.0	6	0	1	1	3	0	2	0.7



GREG KUAKUMENSAH

FRESHMAN | Forward | 6-6 | 200

Worcester, MA | CUSHING ACADEMY

Academic Exploration

30

CAREER/SEASON HIGHS

Points
 Season: 6, at UMass, 11/19/17
 Career: 6, at UMass, 11/19/17

Rebounds
 Season: 3, at UMass, 11/19/17
 Career: 3, at UMass, 11/19/17

Field Goals Made
 Season: 3, at UMass, 11/19/17
 Career: 3, at UMass, 11/19/17

Field Goal Attempted
 Season: 8, at UMass, 11/19/17
 Career: 8, at UMass, 11/19/17

Free Throws Made
 Season: N/A
 Career: N/A

Free Throws Attempted
 Season: N/A
 Career: N/A

3-Point Field Goals
 Season: N/A
 Career: N/A

3-Point Field Goal Attempted
 Season: 2, Twice
 Career: 2, Twice

Assists
 Season: 2, at Minnesota, 11/15/17
 Career: 2, at Minnesota, 11/15/17

Steals
 Season: 1, at UMass, 11/19/17
 Career: 1, at UMass, 11/19/17

Blocks
 Season: 1, Twice
 Career: 1, Twice

Minutes
 Season: 19, at Minnesota, 11/15/17
 Career: 19, at Minnesota, 11/15/17

2017-18 (Freshman)

Played in three games...Made debut at St. Bonaventure (11/10)...Scored first career points and had first career block at No. 14/15 Minnesota (11/15)...Had career-high six points at UMass (11/19)...Led/tied team in blocks once.

Opponent	Date	gs	min	Total		3-Pointers		Free throws		Rebounds						pts	avg				
				fg-fga	pct	3fg-fga	pct	ft-fta	pct	off	def	tot	avg	pf	a			t/o	blk	stl	
at St. Bonaventure	11/10/17		12	0-1	.000	0-0	.000	0-0	.000	0	2	2	2.0	3	0	0	0	0	0	0.0	
at Minnesota	11/15/17		19	1-4	.250	0-2	.000	0-0	.000	0	1	1	1.5	2	2	1	1	0	2	1.0	
at Massachusetts	11/19/17		15	3-8	.375	0-2	.000	0-0	.000	3	0	3	2.0	4	0	1	1	1	6	2.7	
Totals			0	46	4-13	.308	0-4	.000	0-0	.000	3	3	6	2.0	9	2	2	2	1	8	2.7

Games played: 3
 Minutes/game: 15.3
 Points/game: 2.7
 FG Pct: 30.8
 3FG Pct: 0.0

Rebounds/game: 2.0
 Assists/game: 0.7
 Turnovers/game: 0.7
 Assist/turnover ratio: 1.0
 Steals/game: 0.3
 Blocks/game: 0.7

Season	gp-gs	min/avg	Total		3-Point		F-Throws		Rebounds				Scoring							
			fg-fga	pct	fg-fga	pct	ft-fta	pct	off	def	tot	avg	pf	fo	ast	to	blk	stl	pts	avg
2017-18	3-0	46/15.3	4-13	.308	0-4	.000	0-0	.000	3	3	6	2.0	9	0	2	2	2	1	8	2.7
TOTAL	3-0	46/15.3	4-13	.308	0-4	.000	0-0	.000	3	3	6	2.0	9	0	2	2	2	1	8	2.7



DOMINIC ROBB

JUNIOR | Forward | 6-8 | 226

Pittsburgh, PA | HUN SCHOOL OF PRINCETON

Business Management

32

CAREER/SEASON HIGHS

Points

Season: 8, Twice
 Career: 19, at Albany, 12/23/15

Rebounds

Season: 3, at UMass, 11/19/17
 Career: 13, vs Marist 1/16/17

Field Goals Made

Season: 4, Twice
 Career: 9, Twice

Field Goals Attempted

Season: 8, at Minnesota, 11/15/17
 Career: 18, vs Quinnipiac 1/2/17

Free Throws Made

Season: 1, at UMass, 11/19/17
 Career: 7, at Hartford 11/15/16

Free Throws Attempted

Season: 2, at UMass, 11/19/17
 Career: 11, at Hartford 11/15/16

3-Point Field Goals

Season: N/A
 Career: N/A

3-Point Field Goal Attempted

Season: N/A
 Career: N/A

Assists

Season: 2, at Minnesota, 11/15/17
 Career: 3, at Rider, 1/8/17

Steals

Season: N/A
 Career: 1, Multiple Times

Blocks

Season: N/A
 Career: 7, at LIU Brooklyn, 12/21/16

Minutes

Season: 26, at Minnesota, 11/15/17
 Career: 36, Twice

2017-18 (Junior)

Started in three games...Scored eight points on 4-for-4 shooting at St. Bonaventure (11/10)...Scored eight points at No. 14/15 Minnesota (11/15).

Opponent	Date	gs	min	Total		3-Pointers		Free throws		Rebounds					pts	avg					
				fg-fga	pct	3fg-fga	pct	ft-fta	pct	off	def	tot	avg	pf			a	t/o	blk	stl	
at St. Bonaventure	11/10/17	*	21	4-4	1.000	0-0	.000	0-0	.000	0	2	2	2.0	4	0	1	0	0	8	8.0	
at Minnesota	11/15/17	*	26	4-8	.500	0-0	.000	0-0	.000	2	0	2	2.0	1	2	0	0	0	8	8.0	
at Massachusetts	11/19/17	*	16	2-6	.333	0-0	.000	1-2	.500	0	3	3	2.3	2	1	0	0	0	5	7.0	
Totals			3	63	10-18	.556	0-0	.000	1-2	.500	2	5	7	2.3	7	3	1	0	0	21	7.0

Games played: 3
 Minutes/game: 21.0
 Points/game: 7.0
 FG Pct: 55.6
 FT Pct: 50.0

Rebounds/game: 2.3
 Assists/game: 1.0
 Turnovers/game: 0.3
 Assist/turnover ratio: 3.0

Season	gp-gs	min/avg	Total		3-Point		F-Throws		Rebounds				Scoring							
			fg-fga	pct	fg-fga	pct	ft-fta	pct	off	def	tot	avg	pf	fo	ast	to	blk	stl	pts	avg
2015-16	32-16	550/17.2	78-140	.557	0-0	.000	30-45	.667	33	70	103	3.2	72	2	7	22	34	6	186	5.8
2016-17	33-30	845/25.6	111-241	.461	0-0	.000	54-84	.643	71	136	207	6.3	106	3	22	39	74	6	276	8.4
2017-18	3-3	63/21.0	10-18	.556	0-0	.000	1-2	.500	2	5	7	2.3	7	0	3	1	0	0	21	7.0
TOTAL	68-49	1458/21.4	199-399	.499	0-0	.000	85-131	.649	106	211	317	4.7	185	5	32	62	108	12	483	7.1




0 | Chris Barton
JR | G | 6-3 | 199



1 | Dominik Fragala
FR | G | 6-0 | 145



2 | Kevin Larkin
R-JR | G | 6-5 | 172



4 | Keleaf Tate
FR | G | 6-2 | 170



5 | James Towns
SO | G | 5-10 | 171



10 | Kahlil Dukes
R-SR | G | 6-0 | 176




11 | Marvin Prochet
JR | F | 6-7 | 207



13 | Matt Scott
SR | G | 6-4 | 191




20 | Sam Volmy
R-SR | G | 6-3 | 190



21 | Kierell Green
R-FR | F | 6-7 | 177



24 | Greg King
R-JR | F | 6-7 | 238



30 | Greg Kuakumensah
FR | F | 6-6 | 200



32 | Dominic Robb
JR | F | 6-8 | 226

THE STAT CREW SYSTEM
Niagara University Team Game-by-Game Comparison (as of Nov 19, 2017)
All games

Opponent	1st	2nd	Score	Mar	Total FG	FG Pct	3-Pointers	3FG Pct	Free Throws	FT Pct	Rebounds	Assist	T/Over	Block	Steal	Fouls
St. Bonaventure	34/25	43/50	77-75	+2	25-53/24-61	.472/.393	8-22/6-26	.364/.231	19-31/21-31	.613/.677	35/43 (8)	12/7	13/13	2/2	6/3	24/25
Minnesota	38/48	43/59	81-107	(26)	28-77/42-78	.364/.538	11-26/11-25	.423/.440	14-14/12-22	1000/.545	44/48 (4)	14/32	9/4	6/12	1/5	21/13
Massachusetts	28/46	48/55	76-101	(25)	27-60/38-64	.450/.594	4-16/15-26	.250/.577	18-22/10-13	.818/.769	21/40 (19)	14/22	10/18	2/4	9/2	13/16

Note: Game totals are displayed in the format TEAM/OPPONENT for each category

THE STAT CREW SYSTEM
Niagara University Team Game-by-Game (as of Nov 19, 2017)
All games

TEAM STATISTICS

Opponent	Date	Score		Total		3-Pointers		Free throws		Rebounds				pf	a	t/o	blk	stl	pts	avg
				fg-fga	pct	3fg-fga	pct	ft-fta	pct	off	def	tot	avg							
at St. Bonaventure	11/10/17	77-75	W	25-53	.472	8-22	.364	19-31	.613	8	27	35	35.0	24	12	13	2	6	77	77.0
at Minnesota	11/15/17	81-107	L	28-77	.364	11-26	.423	14-14	1.000	18	26	44	39.5	21	14	9	6	1	81	79.0
at Massachusetts	11/19/17	76-101	L	27-60	.450	4-16	.250	18-22	.818	8	13	21	33.3	13	14	10	2	9	76	78.0
Niagara University		234		80-190	.421	23-64	.359	51-67	.761	34	66	100	33.3	58	40	32	10	16	234	78.0
Opponents		283		104-203	.512	32-77	.416	43-66	.652	48	83	131	43.7	54	61	35	18	10	283	94.3

Games played: 3
Points/game: 78.0
FG Pct: 42.1
3FG Pct: 35.9
FT Pct: 76.1

Rebounds/game: 33.3
Assists/game: 13.3
Turnovers/game: 10.7
Assist/turnover ratio: 1.3
Steals/game: 5.3
Blocks/game: 3.3

THE STAT CREW SYSTEM
Niagara University Game-by-Game Highs (as of Nov 19, 2017)
All games

Opponent	Date	Score	Points	Rebounds	Assists	Steals	Blocked shots
at St. Bonaventure	11/10/17	77-75	23-Dukes, Kahlil	8-Scott, Matt Prochet, Marvin	4-Scott, Matt	2-Dukes, Kahlil	1-Scott, Matt King, Greg
at Minnesota	11/15/17	81-107	26-Dukes, Kahlil	12-Prochet, Marvin	4-Dukes, Kahlil	1-Barton, Chris	3-Scott, Matt
at Massachusetts	11/19/17	76-101	26-Scott, Matt	5-Scott, Matt	8-Dukes, Kahlil	3-Prochet, Marvin	1-King, Greg Kuakumensah, Greg

THE STAT CREW SYSTEM
Niagara University Points-Rebounds-Assists (as of Nov 19, 2017)
All games

Opponent	Date	Score		00	02	04	05	10	11	13
				BARTON,CHR	LARKIN,KEV	TATE,KELEA	TOWNS,JAME	DUKES,KAHL	PROCHET,MA	SCOTT,MATT
at St. Bonaventure	11/10/17	77-75	w	9-2-2	DNP	0-1-1	9-1-1	23-1-3	10-8-1	18-8-4
at Minnesota	11/15/17	81-107	L	7-3-0	0-0-0	0-0-0	2-1-0	26-4-4	10-12-3	17-11-3
at Massachusetts	11/19/17	76-101	L	11-0-1	0-1-0	5-1-0	3-0-0	16-0-8	4-2-0	26-5-3

Opponent	Date	Score		21	24	30	32
				GREEN,KIER	KING,GREG	KUAKUMENSA	ROBB,DOMIN
at St. Bonaventure	11/10/17	77-75	w	0-0-0	0-4-0	0-2-0	8-2-0
at Minnesota	11/15/17	81-107	L	7-2-0	2-2-0	2-1-2	8-2-2
at Massachusetts	11/19/17	76-101	L	0-2-0	0-3-1	6-3-0	5-3-1

THE STAT CREW SYSTEM
Niagara University Combined Team Statistics (as of Nov 19, 2017)
All games

RECORD:	OVERALL	HOME	AWAY	NEUTRAL
ALL GAMES	1-2	0-0	1-2	0-0
CONFERENCE	0-0	0-0	0-0	0-0
NON-CONFERENCE	1-2	0-0	1-2	0-0

##	Player	gp-gs	min	avg	Total		3-Point		F-Throw		Rebounds				pf	dq	a	to	blk	stl	pts	avg		
					fg-fga	fg%	3fg-fga	3fg%	ft-fta	ft%	off	def	tot	avg										
10	Dukes, Kahlil	3-3	96	32.0	20-44	.455	11-22	.500	14-15	.933	0	5	5	1.7	4	0	15	5	0	2	65	21.7		
13	Scott, Matt	3-3	97	32.3	20-41	.488	5-14	.357	16-21	.762	5	19	24	8.0	6	0	10	10	4	3	61	20.3		
00	Barton, Chris	3-3	76	25.3	9-14	.643	2-3	.667	7-12	.583	1	4	5	1.7	11	1	3	6	0	3	27	9.0		
11	Prochet, Marvin	3-3	98	32.7	8-29	.276	3-12	.250	5-8	.625	6	16	22	7.3	5	0	4	3	1	3	24	8.0		
32	Robb, Dominic	3-3	63	21.0	10-18	.556	0-0	.000	1-2	.500	2	5	7	2.3	7	0	3	1	0	0	21	7.0		
05	Towns, James	3-0	42	14.0	4-12	.333	0-4	.000	6-7	.857	1	1	2	0.7	2	0	1	2	0	1	14	4.7		
30	Kuakumensah, Greg	3-0	46	15.3	4-13	.308	0-4	.000	0-0	.000	3	3	6	2.0	9	0	2	2	2	1	8	2.7		
21	Green, Kierell	3-0	9	3.0	2-3	.667	1-2	.500	2-2	1.000	2	2	4	1.3	2	0	0	2	0	0	7	2.3		
04	Tate, Keleaf	3-0	30	10.0	2-10	.200	1-3	.333	0-0	.000	1	1	2	0.7	5	0	1	0	0	3	5	1.7		
24	King, Greg	3-0	34	11.3	1-6	.167	0-0	.000	0-0	.000	3	6	9	3.0	6	0	1	1	3	0	2	0.7		
02	Larkin, Kevin	2-0	9	4.5	0-0	.000	0-0	.000	0-0	.000	0	1	1	0.5	1	0	0	0	0	0	0	0.0		
Team											10	3	13											
Total.....		3	600		80-190	.421	23-64	.359	51-67	.761	34	66	100	33.3	58	1	40	32	10	16	234	78.0		
Opponents.....		3	600		104-203	.512	32-77	.416	43-66	.652	48	83	131	43.7	54	-	61	35	18	10	283	94.3		

TEAM STATISTICS	NIA	OPP	Date	Opponent	Score	Att.
SCORING	234	283	11/10/17	at St. Bonaventure	W 77-75	4952
Points per game	78.0	94.3	11/15/17	at Minnesota	L 81-107	10093
Scoring margin	-16.3	-	11/19/17	at Massachusetts	L 76-101	2112
FIELD GOALS-ATT	80-190	104-203	* - Conference game			
Field goal pct	.421	.512				
3 POINT FG-ATT	23-64	32-77				
3-point FG pct	.359	.416				
3-pt FG made per game	7.7	10.7				
FREE THROWS-ATT	51-67	43-66				
Free throw pct	.761	.652				
F-Throws made per game	17.0	14.3				
REBOUNDS	100	131				
Rebounds per game	33.3	43.7				
Rebounding margin	-10.3	-				
ASSISTS	40	61				
Assists per game	13.3	20.3				
TURNOVERS	32	35				
Turnovers per game	10.7	11.7				
Turnover margin	+1.0	-				
Assist/turnover ratio	1.3	1.7				
STEALS	16	10				
Steals per game	5.3	3.3				
BLOCKS	10	18				
Blocks per game	3.3	6.0				
ATTENDANCE	0	17157				
Home games-Avg/Game	0-0	3-5719				
Neutral site-Avg/Game	-	0-0				

Score by Periods	1st	2nd	Totals
Niagara University	100	134	234
Opponents	119	164	283