



BOISE STATE™

FOOTBALL

BOISE STATE MEDIA RELATIONS
1910 University Dr.; Boise, ID 83725

Joe Nickell, Associate AD/Communications // joenickell@boisestate.edu
Aaron Juarez, Associate SID // aaronjuarez@boisestate.edu

2017 SCHEDULE / RESULTS

DATE	OPPONENT	TV	TIME/RESULT
Sept. 2 (SAT)	TROY	ESPNU	W, 24-13
Sept. 9 (SAT)	@ Washington State	ESPN	L, 47-44 (3OT)
Sept. 14 (THUR)	NEW MEXICO*	ESPN	W, 28-14
Sept. 22 (FRI)	VIRGINIA	ESPN2	L, 42-23
Oct. 6 (FRI)	@ BYU	ESPN	8:15 p.m.
Oct. 14 (SAT)	@ San Diego State*	CBS SN	8:15 p.m.
Oct. 21 (SAT)	WYOMING*	ESPN Networks	TBA
Oct. 28 (SAT)	@ Utah State*	CBS SN	8 p.m.
Nov. 4 (SAT)	NEVADA*	ESPN Networks	TBA
Nov. 11 (SAT)	@ Colorado State*	CBS SN	8:30 p.m.
Nov. 18 (SAT)	AIR FORCE*	ESPN Networks	TBA
Nov. 25 (SAT)	@ Fresno State*	CBS SN	1:30 p.m.

HOME GAMES IN BOLD | * - Denotes Mountain West Game

TABLE OF CONTENTS

- 2 Weekly Schedule / Notes / Quick Facts
- 3 National Polls / Poll Notes
- 4 National Rankings
- 5 . . MW Standings / MW Schedule
- 6 Opponent Schedules / Future Schedules
- 7 Depth Chart
- 8 Game Notes / Lyle Smith
- 9 Game Notes / The Hammer
- 10 . . Game Notes / Drive Summary
- 11 . . Game Notes / Explosive Plays
- 12 Game Notes / Broncos in the NFL
- 13 Game Notes / Bronco Radio Network
- 14 Game Notes / Debuts
- 15 . Game Notes / 2017 Watch Lists
- 16 Individual Notes / Sacks for Hunger
- 17 Individual Notes / Captains
- 18 Uniforms
- 19 Head Coach Bryan Harsin
- 20 Bronco Assistant Coaches
- 21 . . Autonomous Five Comparison
- 22 Statistical Comparison
- 23 Starters / Participation
- 24 Ranking History
- 25 Non-Saturday Games
- 26 Nationally Televised Games
- 27 . The Blue / Albertsons Stadium
- 28 Blocked Kicks / Ranked Opponents / OT Games
- 29-31 The Last Time
- 32-33
- .. 2017 Game-by-Game Summaries
- 34-35 Rosters / Pronunciation
- 36-41 2017 Statistics

BRONCO GAME NOTES

GAME 5 | BYU

BOISE STATE
..... 2-2
AT

BYU
..... 1-4

DATE: **Friday, Oct. 6**
TIME: **8:15 p.m. (MT)**
LOCATION: **Provo, Utah**
STADIUM:

..... **LaVell Edwards Stadium**
CAPACITY: **63,470**

TV: **ESPN**
..... Adam Amin (Play-by-Play)
..... Dusty Dvoracek (Analyst)
..... Molly McGrath (Sidelines)

RADIO: ... **Bronco Radio Network**
..... Bob Behler (Play-by-Play)
..... Pete Cavender (Analyst)

THE GAME: The Boise State football team, 2-2 for the first time since 2013, will travel to Provo, Utah, to square off against BYU (1-4), Friday (Oct. 6), in the Broncos' final regular-season nonconference match-up. Kick is set for 8:15 p.m. (MT) at LaVell Edwards Stadium, and the game will be nationally televised by ESPN.

SERIES HISTORY: Despite being just 380 miles apart, Friday's meeting is just the eighth all-time between Boise State and BYU. The Broncos are 5-2 against the Cougars, the only losses coming on the road in both 2013 (37-20) and 2015 (35-24). The Broncos' last win at LaVell Edwards Stadium came in the first meeting between the schools, a 50-12 Boise State win, Oct. 30, 2003. The home team has held serve in the first five games of a 12-year series that began in 2012.

THIS WEEK'S SCHEDULE

SUN 1	MON 2	TUE 3	WED 4	THU 5	FRI 6	SAT 7
	11:30 a.m. Harsin <i>Team Room</i>	12:30 PM Players <i>Lounge</i>	12:30 PM Players <i>Lounge</i>		6 PM BYU <i>(ESPN)</i>	
	Noon Coordinators <i>Team Room</i>	3:05-5:05 PM Practice <i>(Limited)</i>	2:45 Harsin <i>On-field</i>		Harsin/ Players Following Game	
	3:10-5:10 PM Practice <i>(Limited)</i>		2:55-4:20 PM Practice <i>(Closed)</i>			

QUICK FACTS

Location: Boise, Idaho
Founded: 1932
Enrollment: 23,886
Nickname: Broncos
Colors: Blue and Orange
Stadium: Albertsons Stadium
 (36,387)
Surface: Blue Field Turf
Conference: Mountain West
President: Dr. Robert Kustra
Athletic Director: Curt Apsey
Head Coach: Bryan Harsin
Record at Boise State:
 33-11, 4th Year
Overall Record: 40-16, 5th Year

Associate AD/Communications
 Joe Nickell
 Cell: (208) 631-5483
 E-mail: joenickell@boisestate.edu

Associate SID
 Aaron Juarez
 Cell: (208) 982-0040
 E-mail:
 aaronjuarez@boisestate.edu

BRONCO GAME NOTES

WITH EXTRA TIME: Under Bryan Harsin, Boise State is 13-6 with more than seven days between games, including season openers and bowl games. Within the regular season, Boise State is 8-4 in such games. The Broncos are also 2-1 in bowl games under Harsin and 3-1 in season openers.

NON-SATURDAY GAMES: Boise State is 54-17 all-time in non-Saturday games, including a mark of 46-11 during the regular season. On Fridays, Boise State is 29-11 all-time (29-9 during the regular season).

CONFERENCE CHAMPIONSHIP STILL IN PLAY: At the top of Boise State's team room reads the Broncos' annual goal – to win a Mountain West Championship with class, integrity and academic excellence. Despite being 2-2 through the first four games of the season, the team's ultimate goal is still in play – a conference championship. Since making the move to what is now the Football Bowl Subdivision in 1996, the Broncos boast a national-best 12 conference championships.

QUICK START: Boise State has scored a touchdown the first time it had the ball in each of its first four games of 2017. In the season opener against Troy, Avery Williams took his first-career touch 81 yards for a touchdown on a punt return. In the following three games, the offense has marched down the field to spot the Broncos a 7-0 lead.

EARLY-SEASON SCHEDULE: The Broncos' first four opponents of 2017 have combined to go 13-2 against schools other than Boise State. Troy has reeled off four-straight wins following its season-opening defeat in Boise, including a victory at then-25th-ranked LSU this past weekend. Washington State, which knocked off the Broncos in triple overtime, is 5-0, ranked 11th, and just knocked off then-fifth-ranked USC in Pullman this past Friday. New Mexico has posted back-to-back victories following its loss to the Broncos, and Virginia (3-1), is coming off a bye.

BRONCOS IN THE POLLS

ONE OF THE VOTERS: Boise State head coach Bryan Harsin is one of 65 voters in the 2017 Amway Coaches Poll.

15 YEARS IN THE RANKINGS:

Although the Broncos were not ranked to start the 2017 season, Boise State carries a streak of 15-consecutive years of being ranked for at least one week. The streak is tied with USC for the eighth-longest in the country. A look at the nation's 10-longest streaks can be found on page 19.

PRESEASON RANKINGS: Boise State did not open the 2017 season ranked in either the AP or Coaches Polls. However, historically, that seems to bode well for the Broncos. Over the course of the previous 15 seasons, Boise State did not open the season ranked in the preseason polls on seven occasions. In six of those years - 2002, 2003, 2004, 2006, 2008 and 2014 - the Broncos finished ranked. In two of those seasons (2006 and 2014), the Broncos capped their season with wins in the Fiesta Bowl. The only time during that stretch that Boise State did start or finish the year in the top 25 was in 2016, though the Broncos were ranked for nine games.

SUCCESS WHEN RANKED: Boise State has an all-time record of 100-15 (.870) when ranked in the top 25 of the AP and/or Coaches Polls. A complete history of the Broncos in the rankings can be found on page 23.

ASSOCIATED PRESS POLL

(OCT. 1, 2017)

Team	Record	Pts	Pvs.
1. Alabama (44)	5-0	1506	1
2. Clemson (17)	5-0	1475	2
3. Oklahoma	4-0	1392	3
4. Penn State	5-0	1325	4
5. Georgia	5-0	1237	7
6. Washington	5-0	1218	6
7. Michigan	4-0	1115	8
8. TCU	4-0	1079	9
9. Wisconsin	4-0	1028	10
10. Ohio State	4-1	1016	11
11. Wazzu	5-0	980	16
12. Auburn	4-1	802	13
13. Miami	3-0	782	14
14. USC	4-1	713	5
15. Oklahoma St	4-1	664	15
16. Virginia Tech	4-1	549	12
17. Louisville	4-1	507	17
18. South Florida	5-0	440	18
19. San Diego St	5-0	373	19
20. Utah	4-0	358	20
21. Florida	3-1	349	21
Notre Dame	4-1	349	22
23. West Virginia	3-1	221	23
24. NC State	4-1	149	NR
25. UCF	3-0	120	NR

Dropped from rankings: Mississippi State 24, LSU 25

Others receiving votes: Oregon 19, Florida State 15, Georgia Tech 10, Texas Tech 10, Stanford 8, Navy 7, Kansas State 3, Memphis 2, Texas A&M 2, Maryland 1, Troy 1

AMWAY COACHES POLL

(OCT. 1, 2017)

Team	Record	Pts	Pvs.
1. Alabama (58)	5-0	1593	1
2. Clemson (6)	5-0	1537	2
3. Oklahoma	4-0	1460	3
4. Penn State	5-0	1379	4
5. Washington	5-0	1330	6
6. Georgia	5-0	1244	8
7. Michigan	4-0	1203	7
8. Wisconsin	4-0	1099	10
9. Ohio State	4-1	1091	9
10. TCU	4-0	1057	11
11. Wazzu	5-0	936	16
12. Miami	3-0	850	13
13. Auburn	4-1	782	15
14. Oklahoma St	4-1	756	14
15. USC	4-1	745	5
16. South Florida	5-0	562	17
17. Louisville	4-1	550	18
18. Utah	4-0	503	19
19. Virginia Tech	4-1	455	12
20. Florida	3-1	382	20
21. San Diego St	5-0	371	21
22. Notre Dame	4-1	241	NR
23. West Virginia	3-1	239	23
24. NC State	4-1	127	NR
25. UCF	3-0	60	NR

Dropped from rankings: LSU 22, Mississippi State 24, Florida State 25

Others receiving votes: Florida State 55, Kansas State 35, Georgia Tech 31, Navy 30, Texas A&M 27, Stanford 18, Oregon 17, Kentucky 14, Troy 9, Maryland 6, Michigan State 2, Memphis 1, Colorado State 1, Mississippi State 1, Arkansas 1

ALL-TIME WINNING PERCENTAGE

TEAM	W	L	T	PCT
1. Michigan	939	334	36	.731
2. Notre Dame	900	322	42	.729
3. Ohio State	890	323	53	.724
4. Boise State	429	164	2	.723
5. Oklahoma	876	321	53	.722
6. Alabama	883	327	43	.722
7. Texas	892	362	33	.706
8. USC	827	337	54	.701
9. Nebraska	892	374	40	.698
10. Penn State	872	385	41	.688
11. Florida State	533	246	17	.680
12. Tennessee	832	377	53	.680
13. Georgia	800	418	54	.650
14. LSU	780	410	47	.650
15. Ga. Southern	375	209	10	.640

CONFERENCE WINNING % (SINCE 2000)

TEAM	RECORD	PCT
1. Boise State	118-15	.887
2. Ohio State	115-24	.827
3. Oklahoma	122-27	.819
4. Florida State	102-36	.739
5. TCU	101-39	.721
7. USC	108-42	.720
7. Oregon	108-42	.720
8. Florida	101-41	.711
9. Alabama	98-42	.700
10. Texas	100-44	.694
11. Virginia Tech	94-42	.691
12. LSU	95-44	.684
13. Georgia	96-45	.681
14. Louisville	83-44	.654
15. Wisconsin	89-49	.645

HOME WINNING % (SINCE 2000)

TEAM	RECORD	PCT
1. Boise State	104-7	.937
2. Oklahoma	97-9	.915
3. Ohio State	109-14	.886
4. LSU	105-18	.854
5. Georgia	92-20	.821
6. TCU	85-19	.817
7. Oregon	93-21	.816
8. Florida	92-21	.814
9. Wisconsin	98-23	.809
10. USC	90-22	.804
11. Alabama	100-25	.800
12. Nebraska	97-26	.789
13. Michigan	95-26	.785
14. Florida State	87-24	.784
15. Virginia Tech	89-25	.781

OVERALL WINNING % (SINCE 2000)

TEAM	RECORD	PCT
1. Boise State	188-37	.836
2. Ohio State	185-40	.822
3. Oklahoma	187-43	.813
4. LSU	170-54	.759
5. TCU	163-55	.748
6. USC	168-57	.747
7. Alabama	170-59	.742
8. Georgia	167-60	.736
9. Oregon	164-59	.735
10. Florida State	164-63	.723
11. Texas	158-63	.715
12. Virginia Tech	164-66	.713
13. Florida	159-65	.710
14. Wisconsin	160-67	.705
15. Louisville	150-70	.683

HIGHEST-SCORING TEAMS (SINCE 2000)

TEAM	GMS	PTS	AVG
1. Boise State	225	8,905	39.58
2. Oregon	223	8,556	38.37
3. Oklahoma	230	8,691	37.79
4. Texas Tech	220	8,165	37.11
5. Texas	221	7,682	34.76
6. USC	225	7,658	34.04
7. TCU	218	7,361	33.77
8. Kansas State	220	7,248	32.95
9. Ohio State	225	7,352	32.68
10. Louisville	220	7,115	32.34

WINS BY WEST COAST TEAMS (SINCE 2000)

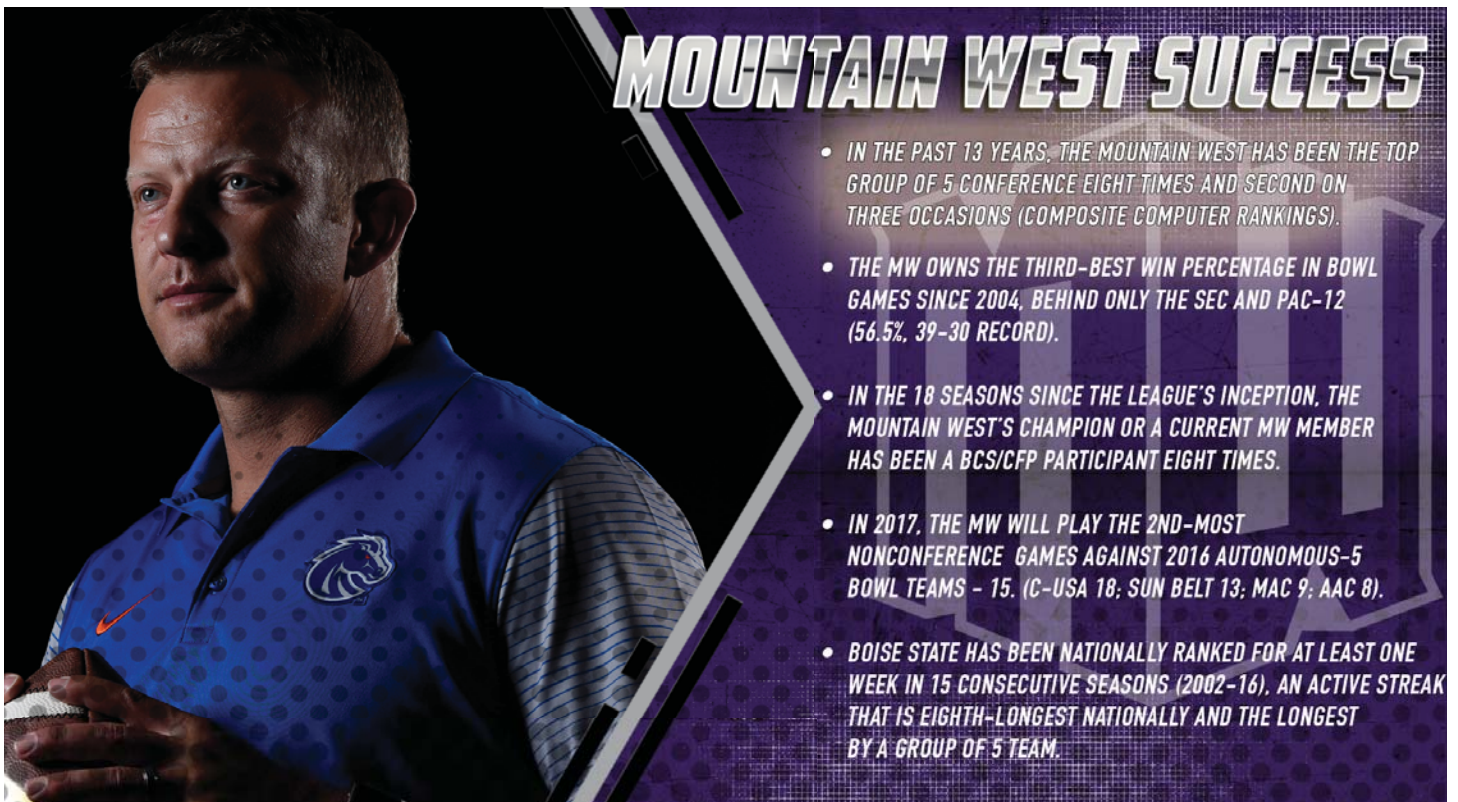
TEAM	WINS
1. Boise State	188
2. USC	168
3. Oregon	164
4. Utah	146
5. BYU	141
6. Stanford	126
7. Fresno State	125
8. UCLA	121
9. Arizona State	118
10. Oregon State	116
10. Hawai'i	116

MOUNTAIN WEST STANDINGS

TEAM	MW	PCT	OVERALL	PCT
MOUNTAIN				
Utah State	1-0	1.000	3-2	.600
Colorado State	1-0	1.000	3-2	.600
Wyoming	1-0	1.000	3-2	.600
Boise State	1-0	1.000	2-2	.500
New Mexico	1-1	.500	3-2	.600
Air Force	0-2	.000	1-3	.250
WEST				
San Diego State	1-0	1.000	5-0	1.000
UNLV	1-0	1.000	2-2	.500
Fresno State	1-0	1.000	2-2	.500
Nevada	0-1	.000	0-5	.000
Hawai'i	0-2	.000	2-3	.400
San Jose State	0-2	.000	1-5	.167

MOUNTAIN WEST SCHEDULE

THIS WEEK DATE	TV	TIME (MT)
Oct. 6 (Friday) Boise State @ BYU	ESPN	8:15 p.m.
Oct. 7 (Saturday) Air Force @ Navy	CBSSN	1:30 p.m.
Colorado State @ Utah State *	AT&T SN	2:30 p.m.
Fresno State @ San Jose State *	ESPN3	5:30 p.m.
Hawai'i @ Nevada *	CBS SN	8:30 p.m.
San Diego State @ UNLV	ESPN2	8:45 p.m.
LAST WEEK DATE	RESULT	
Sept. 29 (Friday) BYU @ Utah State	CBS SN	USU, 40-24
Sept. 30 (Saturday) Texas State @ Wyoming	Facebook	UW, 45-10
Air Force @ New Mexico *	CBSSN	UNM, 56-38
Colorado State @ Hawai'i *	Stadium	CSU, 51-21
Nevada @ Fresno State *	AT&T SN	FS, 41-21
Northern Illinois @ San Diego State	CBS SN	SDSU, 34-28
San Jose State @ UNLV *	ESPNU	UNLV, 41-13



MOUNTAIN WEST SUCCESS

- IN THE PAST 13 YEARS, THE MOUNTAIN WEST HAS BEEN THE TOP GROUP OF 5 CONFERENCE EIGHT TIMES AND SECOND ON THREE OCCASIONS (COMPOSITE COMPUTER RANKINGS).
- THE MW OWNS THE THIRD-BEST WIN PERCENTAGE IN BOWL GAMES SINCE 2004, BEHIND ONLY THE SEC AND PAC-12 (56.5%, 39-30 RECORD).
- IN THE 18 SEASONS SINCE THE LEAGUE'S INCEPTION, THE MOUNTAIN WEST'S CHAMPION OR A CURRENT MW MEMBER HAS BEEN A BCS/CFP PARTICIPANT EIGHT TIMES.
- IN 2017, THE MW WILL PLAY THE 2ND-MOST NONCONFERENCE GAMES AGAINST 2016 AUTONOMOUS-5 BOWL TEAMS - 15. (C-USA 18; SUN BELT 13; MAC 9; AAC 8).
- BOISE STATE HAS BEEN NATIONALLY RANKED FOR AT LEAST ONE WEEK IN 15 CONSECUTIVE SEASONS (2002-16), AN ACTIVE STREAK THAT IS EIGHTH-LONGEST NATIONALLY AND THE LONGEST BY A GROUP OF 5 TEAM.

FUTURE SCHEDULES

A look at Boise State's future nonconference schedules by year can be found below:

2017

..... TROY
 @ Washington State
 VIRGINIA
 @ BYU

2018

..... @ Troy
CONNECTICUT
@ Oklahoma State
BYU

2019

..... @ Florida State
MARSHALL
 @ BYU

2020

.....FLORIDA STATE
@ Marshall
BYU

2021

..... UTEP
OKLAHOMA STATE
 @ BYU

2022

..... @ Oregon State
 MICHIGAN STATE
 @ UTEP
BYU

2023

.....OREGON STATE
 RICE
@ Michigan State
 @ BYU

2024

..... @ Rice
 CINCINNATI

2025

..... @ Cincinnati

2017 OPPONENT SCHEDULES

TROY - Sept. 2			WYOMING - Oct. 21		
DATE	OPP	TIME (MT)	DATE	OPP	TIME (MT)
9/2	at Boise State	L, 24-13	9/2	at Iowa	L, 24-3
9/9	ALABAMA STATE *	W, 34-7	9/9	GARDNER-WEBB	W, 27-0
9/16	at New Mexico State *	W, 27-24	9/16	OREGON	L, 49-13
9/23	AKRON	W, 22-17	9/23	HAWAII *	W, 28-21
9/30	at LSU	W, 24-21	9/30	TEXAS STATE	W, 45-10
10/11	SOUTH ALABAMA *	6 p.m.	10/14	at Utah State *	TBA
10/21	at Georgia State *	TBA	10/21	at Boise State *	TBA
10/28	GEORGIA SOUTHERN *	TBA	10/28	NEW MEXICO *	TBA
11/2	IDAHO *	7:15 p.m.	11/4	COLORADO STATE *	5 p.m.
11/11	at Coastal Carolina	TBA	11/11	at Air Force *	TBA
11/24	TEXAS STATE *	TBA	11/18	FRESNO STATE *	TBA
12/2	ARKANSAS STATE *	TBA	11/25	at San Jose State *	TBA

at WASHINGTON STATE - Sept. 9			at UTAH STATE - Oct. 28		
DATE	OPP	TIME (MT)	DATE	OPP	TIME (MT)
9/2	MONTANA STATE	W, 31-0	9/1	at Wisconsin	L, 59-10
9/9	BOISE STATE	W, 47-44 (3OT)	9/7	IDAHO STATE	W, 51-13
9/16	OREGON STATE *	W, 52-23	9/16	at Wake Forest	L, 46-10
9/23	NEVADA	W, 45-7	9/23	at San Jose State *	W, 61-10
9/29	USC *	W, 30-27	9/29	BYU	W, 40-24
10/7	at Oregon *	TBA	10/7	COLORADO STATE *	TBA
10/13	at California *	8:30 p.m.	10/14	WYOMING *	TBA
10/21	COLORADO *	TBA	10/21	at UNLV *	TBA
10/28	at Arizona *	TBA	10/28	BOISE STATE *	8 p.m.
11/4	STANFORD *	TBA	11/4	at New Mexico *	TBA
11/11	at Utah *	TBA	11/18	HAWAII *	TBA
11/25	at Washington *	TBA	11/25	at Air Force *	TBA

NEW MEXICO - Sept. 14			NEVADA - Nov. 4		
DATE	OPP	TIME (MT)	DATE	OPP	TIME (MT)
9/2	ABILENE CHRISTIAN	W, 38-14	9/2	at Northwestern	L, 31-10
9/9	NEW MEXICO STATE	L, 30-28	9/9	TOLEDO	L, 37-24
9/14	at Boise State *	L, 28-14	9/16	IDAHO STATE	L, 30-28
9/23	at Tulsa	W, 16-13	9/23	at Washington State	L, 45-7
9/30	AIR FORCE *	W, 56-38	9/30	at Fresno State *	L, 41-21
10/14	at Fresno State *	TBA	10/7	HAWAII	8:30 p.m.
10/20	COLORADO STATE *	8:15 p.m.	10/14	at Colorado State *	TBA
10/28	WYOMING *	TBA	10/20	AIR FORCE *	7:30 p.m.
11/4	UTAH STATE *	TBA	11/4	at Boise State *	TBA
11/11	at Texas A&M	TBA	11/11	SAN JOSE STATE *	TBA
11/17	UNLV *	7:30 p.m.	11/18	at San Diego State *	8:30 p.m.
11/24	at San Diego State *	1:30 p.m.	11/25	UNLV *	2 p.m.

VIRGINIA - Sept. 22			at COLORADO STATE - Nov. 11		
DATE	OPP	TIME (MT)	DATE	OPP	TIME (MT)
9/2	WILLIAM & MARY	W, 28-10	8/26	OREGON STATE	W, 58-27
9/9	INDIANA	L, 34-17	9/1	vs. Colorado	L, 17-3
9/16	CONNECTICUT	W, 38-18	9/9	ABILENE CHRISTIAN	W, 38-10
9/22	at Boise State	W, 42-23	9/16	at Alabama	L, 41-23
10/7	DUKE *	TBA	9/30	at Hawai'i *	W, 51-21
10/14	at North Carolina *	TBA	10/7	at Utah State *	TBA
10/21	BOSTON COLLEGE *	TBA	10/14	NEVADA *	TBA
10/28	at Pittsburgh *	TBA	10/20	at New Mexico *	8:15 p.m.
11/4	GEORGIA TECH *	TBA	10/28	AIR FORCE *	1 p.m.
11/11	at Louisville *	TBA	11/4	at Wyoming *	5 p.m.
11/18	at Miami (FL) *	TBA	11/11	BOISE STATE *	8:30 p.m.
11/24	VIRGINIA TECH *	TBA	11/18	SAN JOSE STATE *	1:30 p.m.

at BYU - Oct. 6			AIR FORCE - Nov. 18		
DATE	OPP	TIME (MT)	DATE	OPP	TIME (MT)
9/2	vs. LSU	L, 27-0	9/2	VMI	W, 62-0
9/9	UTAH	L, 19-13	9/16	at Michigan	L, 29-13
9/16	WISCONSIN	L, 40-6	9/23	SAN DIEGO STATE *	L, 28-24
9/29	at Utah State	L, 40-24	9/30	at New Mexico *	L, 56-38
10/6	BOISE STATE	8:15 p.m.	10/7	at Navy	1:30 p.m.
10/14	at Mississippi State	TBA	10/14	UNLV *	TBA
10/21	at East Carolina	TBA	10/20	at Nevada *	7:30 p.m.
10/28	SAN JOSE STATE	TBA	10/28	at Colorado State *	1 p.m.
11/4	at Fresno State	TBA	11/4	ARMY	1:30 p.m.
11/10	at UNLV	8:30 p.m.	11/11	WYOMING *	TBA
11/18	UMASS	1 p.m.	11/18	at Boise State *	TBA
11/25	at Hawai'i	1 p.m.	11/25	UTAH STATE *	TBA

at SAN DIEGO STATE - Oct. 14			at FRESNO STATE - Nov. 25		
DATE	OPP	TIME (MT)	DATE	OPP	TIME (MT)
9/2	UC DAVIS	W, 38-17	9/2	INCARNATE WORD	W, 66-0
9/9	at Arizona State	W, 30-20	9/9	at Alabama	L, 41-10
9/16	STANFORD	W, 20-17	9/16	at Washington	L, 48-16
9/23	at Air Force *	W, 28-24	9/30	NEVADA *	W, 41-21
9/30	NORTHERN ILLINOIS	W, 34-28	10/7	at San Jose State *	TBA
10/7	at UNLV *	TBA	10/14	NEW MEXICO *	TBA
10/14	BOISE STATE *	8:30 p.m.	10/21	at San Diego State *	8:30 p.m.
10/21	FRESNO STATE *	8:30 p.m.	10/28	UNLV *	TBA
10/28	at Hawai'i *	TBA	11/4	BYU	TBA
11/4	at San Jose State *	TBA	11/11	at Hawai'i *	TBA
11/18	NEVADA *	8:30 p.m.	11/18	at Wyoming *	TBA
11/24	NEW MEXICO *	1:30 p.m.	11/25	BOISE STATE *	1:30 p.m.

2017 DEPTH CHART

OFFENSE

X	1	Cedrick Wilson	SR	6-3	189
	9	Bryan Jefferson	RS-SO	5-11	193
	17	Austin Cottrell	SR	6-2	203
H	8	Sean Modster	RS-JR	5-11	196
	6	CT Thomas	FR	5-8	152
Z	7	A.J. Richardson	RS-JR	6-0	209
	82	Octavius Evans	FR	6-1	195
LT	76	Ezra Cleveland	RS-FR	6-6	296
	66	Isiah Moore	JR	6-4	275
LG	77	John Molchon	RS-SO	6-5	313
	67	Garrett Larson	RS-SO	6-4	295
C	59	Mason Hampton	RS-SR	6-3	295
	71	Donte Harrington	RS-FR	6-3	295
RG	79	Eric Quevedo	RS-SO	6-4	304
	52	Andrew Tercek	RS-SR	6-1	278
RT	74	Archie Lewis	RS-SR	6-3	299
	78	Andres Preciado	RS-JR	6-6	292
TE	88	Jake Roh	RS-SR	6-3	227
	87	Alec Dhaenens	RS-SR	6-3	246
	86	Chase Blakley	RS-JR	6-4	233
	85	John Bates	RS-FR	6-6	253
QB	47	Matt Pistone	RS-SO	6-3	247
	4	Brett Rypien	JR	6-2	208
	3	Montell Cozart	RS-SR	6-1	205
RB	10	Chase Cord	FR	6-2	196
	22	Alexander Mattison	SO	5-11	208
	OR 21	Ryan Wolpin	RS-SR	5-8	195
	34	Robert Mahone	RS-FR	5-10	211

DEFENSE

DE	91	Durrant Miles	JR	6-5	253
	93	Chase Hatada	SO	6-3	267
OR	45	Kayode Rufai	RS-FR	6-4	254
NT	98	Sonatane Lui	SO	6-1	305
	57	Emmanuel Fesili	SO	6-2	302
DT	55	David Moa	RS-JR	6-3	271
	90	Daniel Auelua	SR	6-2	298
STUD	53	Sam Whitney	RS-SO	6-2	231
	8	Jabril Frazier	RS-JR	6-4	243
OR	99	Curtis Weaver	RS-FR	6-3	252
WLB	38	Leighton Vander Esch	RS-JR	6-4	240
	44	Riley Whimpey	FR	6-1	212
MLB	58	Tyson Maeva	SO	6-0	214
	25	Benton Wickersham	FR	6-2	231
SLB/N	33	Gabe Perez	RS-SR	6-4	246
	9	Desmond Williams	RS-FR	5-11	201
FCB	27	Reid Harrison-Ducros	SO	5-10	180
	26	Avery Williams	RS-FR	5-9	194
FS	4	DeAndre Pierce	SO	5-11	174
	32	Jordan Happle	RS-FR	5-11	198
BS	10	Kekoa Nawahine	SO	6-2	199
	37	Cameron Hartsfield	RS-SR	5-10	197
BCB	14	Tyler Horton	JR	5-11	188
	15	Jalen Walker	RS-FR	6-0	172

SPECIALISTS

K	46	Joel Velazquez	RS-FR	6-0	228
	OR 96	Haden Hoggarth	RS-JR	6-0	198
P	46	Joel Velazquez	RS-FR	6-0	228
	OR 49	Quinn Skillin	RS-JR	6-4	185
SNAP	89	Brock Barr	RS-SR	6-3	204
	50	Nicholai Pitman	SO	5-11	230
HOLD	49	Quinn Skillin	RS-JR	6-4	185
	KO 46	Joel Velazquez	RS-FR	6-0	228
KR	1	Cedrick Wilson	SR	6-3	189
	OR 26	Avery Williams	RS-FR	5-9	194
	21	Ryan Wolpin	RS-SR	5-8	195
PR	26	Avery Williams	RS-FR	5-9	194
	OR 1	Cedrick Wilson	SR	6-3	189

LYLE SMITH



Lyle Smith, the "Father of Boise State Football," head football coach from 1947-67 and Boise State Athletics Director from 1967-81, passed away the morning of July 26, 2017, at the age of 101.

Smith came to Boise Junior College in 1946 as basketball coach and assistant football coach. In 1947, he became head coach of the BJC football program and didn't lose a game until his fourth season.

His 1958 team won the National Junior College championship.

Smith retired from coaching after the 1967 season. In his 20 years as the head football coach at BJC; he compiled a 156-25-6 record, a winning percentage of .842.

Smith continued to lead Boise State as AD until his retirement after the 1980-81 academic year. Smith guided Boise State's transition from a junior college power to a highly-successful NCAA Division I athletic program.

In his honor, a statue was erected at the southwest corner of Albertsons Stadium. He was present for its unveiling prior to the 2016 season.

GAME NOTES

IS THIS 2014 AGAIN?: Boise State fell to 2-2 with Sept. 22's 42-23 loss to Virginia, marking the first time since 2014 that the Broncos will have two losses within the first five games of a campaign. That year, the Broncos fell to 3-2 with a 28-14 loss at Air Force on Sept. 27, but rebounded to win the final nine games of the season, culminating in a 38-30 VIZIO Fiesta Bowl victory over No. 10 Arizona.

TWO LOSSES THIS EARLY IS RARE: This season marks just the sixth time since 2000 that Boise State has two losses to its ledger within the first five games (2000, 2001, 2005, 2013, 2014 previously). The Broncos, however, showed a penchant for bouncing back the rest of the way in each of those campaigns, finishing 10-2 in 2000, 8-4 in 2001, 9-4 in 2005, 8-5 in 2013, and 12-2 in 2014.

Two of those seasons (2000, 2014) ended in bowl victories, with three (2000, 2005, 2014) ending up with the Broncos winning a conference title (Big West in 2000, WAC in 2005, Mountain West in 2014).

THE HARSIN ERA: The 2017 campaign marks Boise State's fourth under head coach Bryan Harsin, a former Bronco quarterback and assistant coach. Harsin, who is 33-11 over his Boise State tenure, led the Broncos to a record of 12-2 in his debut season (2014), which included the school's first outright Mountain West Championship since joining the league in 2011 and the school's third victory in the Fiesta Bowl. For his efforts in year one, Harsin was named a finalist for the Paul "Bear" Bryant National Coach of the Year Award, the Eddie Robinson National Coach of the Year Award and the Dodd Trophy, given annually by the Bobby Dodd Coach of the Year Foundation. In year two, the Broncos went 9-4 and defeated Northern Illinois 55-7 in the San Diego County Credit Union Poinsettia Bowl. And for the second-straight season, Harsin was named a midseason finalist for the Dodd Trophy, the only one from a non-Resource Five school.

Harsin was once again named to the Dodd Trophy's midseason list in 2016, as he guided the Broncos to a 7-0 start and a national ranking as high as 13th en route to a 10-3 finish.

HEAD COACHES AT ALMA MATER: Boise State's Bryan Harsin is one of only 21 head coaches in the country serving in the capacity at his alma mater. Of those coaches, five are in the Mountain West: Harsin, Air Force's Troy Calhoun, Hawai'i's Nick Rolovich, Fresno State's Jeff Tedford and Utah State's Matt Wells.

COACHING CHANGES: While technically not making a change in the offensive coordinator role for 2017, Boise State will enter its fourth -straight year of who has the final say in the booth. Zak Hill, who served as co-offensive coordinator with offensive line coach Scott Huff in 2016, takes sole possession of the role in 2017 after Huff's departure to Washington. Andy Avalos enters his second season as the team's defensive coordinator in 2017, in addition to overseeing the linebackers.

The Broncos feature two new faces on the coaching staff for the 2017 season, as Brad Bedell takes over as offensive line coach and Eric Kiesau takes on the wide receivers coach role. Bedell, who previously worked under Harsin at Arkansas State, in addition to stints at Colorado and Texas State, had most recently served as the assistant head coach and offensive line coach at Lamar, where he was hired in January following a season at Baylor.

Kiesau spent the 2016 season as offensive coordinator at Fresno State, and was the Bulldogs' interim head coach over the final four games of the season. Prior to joining Fresno State, Kiesau spent the 2015 season as an analyst for Alabama, helping the Crimson Tide to the national championship.

NEW UNIFORMS: The Boise State football team will unveil a new look for the 2017 season, the first time the Broncos have overhauled their Nike uniforms since 2011. Included in the new slate are blue, orange and white, and the jerseys feature new stripes on the sleeves and "Blue Collar" on the inside of the neck. The uniforms are from the Nike Vapor Untouchable line, with stretch woven material, a seamless front and shoulders and laser perforation fabric instead of mesh. The uniforms combine materials and science designed for speed and comfort for the players, based on four core principles - fit, durability, weight and core body temperature.

LOADED SCHEDULE: Boise State features eight opponents on its 2017 schedule that went to bowl games a year ago. Nationally, only 28 schools have more games this season against schools that were in bowl games at the conclusion of the 2016 season.

AGAINST THE AUTONOMOUS FIVE: Boise State has faced two Autonomous Five teams in 2017, a season after going 2-1 against such programs in 2016. Last year, the Broncos defeated Washington State (31-28) and Oregon State (38-24) before falling to Baylor (31-12) in the Motel 6 Cactus Bowl.

This year, Boise State went 0-2 against its Autonomous Five opponents, dropping a 47-44, triple-overtime decision at Washington State (Sept. 9), and falling to Virginia, 42-23, on

THE HAMMER



Boise State awards The Hammer to the individual who makes the best special teams play the previous week, and that player leads the team out onto the field the following game.

Troy Ryan Wolpin
Washington State	Avery Williams
New MexicoSkylar Seibold
Virginia Tyson Maeva
BYU
San Diego State
Wyoming
Utah State
Nevada
Colorado State
Air Force
Fresno State

PREVIOUS WINNERS ON THE 2017 ROSTER

Alec Dhaenens San Jose State, 2016
Chase Hatada New Mexico, 2016
Alexander Mattison BYU, 2016
 Wyoming, 2016
David Moe Utah State, 2016
Jake Roh San Jose State, 2015
Leighton Vander Esch UNLV, 2015

GAME NOTES

Sept. 22.

The Broncos are 14-8 against schools from the Autonomous Five since the start of the 2006 season, and have won five of the past eight against such opposition. Boise State has also won 15 games against such schools since 2003, third-best among all Group of Five teams over that span (BYU and Navy are tied with 23 apiece). It should be noted that all seven of eight Boise State losses to Autonomous Five schools since 2006 have come on the road or at a neutral site, with the loss against Virginia this season being the only one at Albertsons Stadium. Since notching its first victory over a Power Five school, a 34-16 win over Iowa State in the 2002 Humanitarian Bowl, Boise State is 16-12 all-time in games against Autonomous Five teams, and 16-24 overall.

BOISE STATE'S BOWL STREAK AMONG BEST IN THE COUNTRY: Boise State enters 2017 with a run of 15-consecutive bowl appearances, a streak which is tops among "Group of Five" schools and is surpassed by only five "Power Five" schools. Florida State, Georgia, LSU, Oklahoma and Virginia Tech have each played in at least 16-straight bowl games entering this season.

ANOTHER 10 WINS?: Last season, the Broncos, at 10-3, posted their 14th 10-win season since joining Division I-A (now FBS) in 1996. It was also Boise State's second 10-win season in three years, along with a 12-2 finish in 2014. The Broncos had a run of seven-straight 10-win seasons, highlighted by undefeated campaigns in 2006 (13-0) and 2009 (14-0), from 2006-12.

BOISE STATE RETURNS FOUR ALL-MOUNTAIN WEST PERFORMERS IN 2017: Boise State had 15 players earn All-Mountain West honors in 2016, just four of which return in 2017. Quarterback Brett Rypien earned his second-straight nod to the All-Mountain West First Team, while nose tackle David Moe was recognized for the first time following his breakout campaign. The other two returning All-Mountain West selections are center Mason Hampton and wide receiver Cedrick Wilson, who were each named honorable mention.

THREE BRONCOS NAMED PRESEASON ALL-MOUNTAIN WEST: The Broncos had three players voted to the Preseason All-Mountain West Team at the start of the conference's football media days back on July 25.

Redshirt senior center Mason Hampton, a Mountain West Honorable Mention last year, was the lone Bronco voted by the conference's media contingent to the preseason all-conference offensive team. On the defensive side, redshirt junior defensive tackle David Moe, a first-team all-conference selection a year ago, was joined by junior cornerback Tyler Horton.

BOISE STATE TABBED TO WIN MOUNTAIN DIVISION: Boise State was picked to win the Mountain West's Mountain Division for the seventh consecutive year, the conference announced at the start of its football media days on July 25.

The Broncos received 21 of 28 first-place votes to top the six Mountain Division programs with 161 points. Colorado State got six first-place votes and 135 points to come second while Wyoming tallied the remaining first-place vote and came out with 114 points. Air Force (82 points), New Mexico (68) and Utah State (28) rounded out the division poll.

San Diego State was the unanimous pick to top the West Division, followed by Hawai'i (135), UNLV (105), Nevada (79), San Jose State (54) and Fresno State (47).

SIX BRONCOS NAMED TO PRESEASON WATCH LISTS: Six Broncos were named to the preseason watch lists for a total of 15 postseason awards and honors.

Quarterback Brett Rypien led the way with six selections: the Maxwell Award (national player of the year), Walter Camp Award (national player of the year), Davey O'Brien Award (top quarterback), Manning Award (top quarterback), Wuerffel Trophy (top player that best combines exemplary community service with athletic and academic achievement) and the Allstate AFCA Good Hands Team.

Defensive tackle David Moe was named to the watch lists for the Bednarik Award (defensive player of the year), Bronko Nagurski Trophy (top defensive player), Outland Trophy (top interior lineman) and the Polynesian College Football Player of the Year.

Wide receiver Cedrick Wilson was named a candidate for the Biletnikoff Award (top receiver), Paul Hornung Award (most versatile player) as well as a candidate for inclusion to the 2018 Reese's Senior Bowl.

Offensive tackle Archie Lewis was named to the Outland Trophy watch list as well as to the Reese's Senior Bowl watch list, while tight end Jake Roh was named a candidate for the Mackey Award (top tight end) and center Mason Hampton was named to the watch list for the Rimington Trophy (top center).

CONFERENCE RECORD: Since 2000, Boise State is a national-best 118-15 (.887) in conference

DRIVE SUMMARY

DRIVE YARDS	BOISE STATE TOTAL DRIVES	SCORING DRIVES
<0	3	
0-9	15	1
10-19	11	3
20-29	5	1
30-39	4	
40-49	4	3
50-59	5	4
60-69	2	1
70-79	2	2
80-89	1	1
90-99	1	1

POSSESSIONS WITH PLAYS

INSIDE THE:		TD	FG
30-yd line	21	10	4
20-yd line	15	9	3
15-yd line	11	9	1
10-yd line	7	6	
5-yd line	5	4	

RED ZONE

TD	FG
9-15	3-15
.600	.200

TOTAL: 12-15 (.800)

DRIVE YARDS	OPPONENT TOTAL DRIVES	SCORING DRIVES
<0	3	
0-9	16	
10-19	7	1
20-29	6	3
30-39	6	2
40-49	3	1
50-59	4	3
60-69	1	
70-79	5	5
80-89	1	1
90-99		

POSSESSIONS WITH PLAYS

INSIDE THE:		TD	FG
30-yd line	16	10	4
20-yd line	13	7	4
15-yd line	9	6	2
10-yd line	7	5	2
5-yd line	6	4	2

RED ZONE

TD	FG
7-14	4-14
.500	.286

TOTAL: 11-14 (.786)

GAME NOTES

play. Since joining the FBS in 1996, the Broncos have played in three leagues: the Big West (1996-2000), WAC (2001-10) and Mountain West (2011-Present). Over the campaigns in those three conferences, the Broncos have posted an all-time record of 128-24 (.842). Boise State went 5-3 in Mountain West play in 2015, just the second time since 1998 - when Boise State went 2-3 in the Big West - that the Broncos lost three conference contests in a season. It was also just the fourth time since 2001 - Boise State's first year in the WAC - that the Broncos lost multiple conference games (also went 6-2 in WAC play in 2001).

CONFERENCE CHAMPIONSHIPS: The Broncos have played in four conferences all time, and have won multiple conference championships in each: six in the Big Sky (1970-95), two in the Big West (1996-2000), eight in the WAC (2001-10) and two in the MW (2011-Present).

MW SUCCESS: Since joining the Mountain West for the 2011 season, Boise State has lost just 10 conference games, with only two of those nine losses being by more than seven points. Outside of a 28-14 loss to Air Force (Sept. 27) in 2014 and a 52-26 loss at Utah State (Oct. 16) in 2015, the Broncos' other eight Mountain West losses have come by a combined 30 points. Boise State's four Mountain West losses from 2011-13 were by a combined seven points: TCU in 2011 (36-35); San Diego State in 2012 (21-19); Fresno State (41-40) and SDSU (34-31, OT) in 2013. Among current Mountain West teams, only Air Force (3-2) boasts a winning record over Boise State.

AMONG THE GREATEST: Boise State boasts the third-best all-time winning percentage amongst the Football Bowl Subdivision. The Broncos' all-time record at the four-year level entering the 2017 season was 428-164-2 (.722). Michigan is first on the all-time list (938-334-36; .731) with Notre Dame second (899-322-42; .728). For the complete top 15, see page four.

ESTABLISHING A LEGACY: The Broncos are the winningest football program in the country since 2000, with an overall record of 188-37 (.836). Ohio State (185-40; .822), Oklahoma (187-43; .813), LSU (170-54; .759) and USC (168-57; .747) round out the top five. For the complete top 15, see page four.

ACADEMIC SUCCESS: The Broncos were one of only five schools in the country to receive the NCAA's Public Recognition Award in football for ranking in the top-10 percent nationally in APR from 2010 through 2014. Joining the Broncos were Clemson, Duke, Northwestern and Rutgers. Additionally, the Broncos had three student-athletes honored by CoSIDA in 2016-17, as Mason Hampton was named to the CoSIDA Academic All-America First Team with Steven Baggett and Sean Wale each named to the second team. Boise State also had 31 team members named to the Fall 2016 Academic All-Mountain West list, marking the sixth-straight year in which Boise State has led the MW in all-academic selections.

DEFENSE

HUSTLE PLAYS: Despite giving up 42 points in Sept. 22's loss to Virginia, the Boise State defense and special teams came up with a couple of good hustle plays, forcing a late safety and blocking a punt.

With just under four minutes to go in the contest and Virginia lined up to punt, running back Robert Mahone broke through the Cavalier line to make the block, which was recovered by Austin Cottrell at the Virginia 46. A Cavalier possession later, the Bronco defense chased down an errant snap, forcing Virginia to fall on the loose ball in the end zone for a safety, Boise State's first since Sept. 27, 2015, at Virginia.

A NEW WEAVER STEPS UP: 2016 team captain and linebacker Ben Weaver may have graduated after last season, but a new Weaver, Curtis (no relation), has stepped up as a playmaker for the Bronco defense in 2017. A redshirt freshman STUD, Weaver shares the lead on the Bronco defense in sacks (3.0) and tackles-for-loss (3.5), and has scored the Broncos' one defensive touchdown this year, a 55-yard fumble return at Washington State (Sept. 9). Weaver also recorded a sack and forced a fumble in Boise State's last contest, against Virginia, and for the year has 12 tackles (seven solo).

SACK ATTACK: Boise State recorded a sack in Sept. 22's loss to Virginia, bringing its season total to 11. That figure, and the Broncos' 2.75 sacks per game, have the Bronco defense ranked 26th overall in the FBS in team sacks.

Individually, linebacker Leighton Vander Esch and STUD Curtis Weaver co-lead the Broncos with 3.0 sacks apiece, followed by STUD Jabril Frazier with 2.0.

POWERED BY IDAHO: Boise State's defense, which ranks 44th in the FBS through Sept. 16 (346.8 yards allowed per game), features among its many high-level performers a pair of Idaho natives who have gotten off to an impactful start in 2017.

Riggins native Leighton Vander Esch, one of three season-long Bronco captains, has become a force at linebacker, ranking fifth in the nation and leading the Broncos with 11.5 tackles per game (46 total). That total includes 3.0 sacks, in addition to an interception and two forced fumbles. After setting his career high with 16 tackles, along with a sack and a forced fumble

EXPLOSIVE PLAYS

A complete game-by-game breakdown of explosive plays by both Boise State and its opponents during the 2017 season can be found below.

For Boise State, explosive plays are defined as runs of 12-plus yards and passes of 15-plus.

OPPONENT	RUN	PASS	TOT
TROY	2	7	9
@ Wazzu	7	4	11
NEW MEXICO*	3	3	6
VIRGINIA	0	9	9
@ BYU			
@ SDSU*			
WYOMING*			
@ Utah State*			
NEVADA*			
@ CSU*			
AIR FORCE*			
@ Fresno St*			
TOTAL	12	23	35

A complete game-by-game breakdown of opponent explosive plays can be found below:

OPPONENT	RUN	PASS	TOT
TROY	3	3	6
@ Wazzu	1	8	9
NEW MEXICO*	4	0	4
VIRGINIA	3	5	8
@ BYU			
@ SDSU*			
WYOMING*			
@ Utah State*			
NEVADA*			
@ CSU*			
AIR FORCE*			
@ Fresno St*			
TOTAL	11	16	27

GAME NOTES

at Washington State (Sept. 9), Vander Esch followed with 13 tackles, another forced fumble and his first interception of the season against New Mexico (Sept. 14).

Meridian native Kekoa Nawahine, a sophomore safety, is an important piece in Boise State's young, fast, and aggressive secondary. Against New Mexico, Nawahine assisted on four tackles, including one for loss, and scooped up Vander Esch's forced fumble and returned it 14 yards into Lobo territory, setting up Boise State's opening-drive touchdown. For the year, Nawahine has an interception and a fumble recovery to go with 23 tackles, fourth on the team.

PIERCE BRINGS THE HAMMER: Another sophomore safety, DeAndre Pierce, has quickly turned heads with his hard hits and nose for the football. The son of nine-year NFL veteran Antonio Pierce (Washington, 2001-04; New York Giants, 2005-09), DeAndre was one of a group of Bronco freshmen to burn their redshirts in 2016, and in 2017 earned a starting spot in the secondary. Pierce has cemented his role in the secondary by ranking third on the team in tackles (29), and sharing the team lead in tackles-for-loss (3.5). Over the past two games (against New Mexico and Virginia), Pierce has made 21 tackles, including a career-high 12 (eight solo) with a game-high 2.5 tackles-for-loss against the Lobos on Sept. 14.

HECK OF A TURNOVER PACE: After forcing just nine turnovers in 2016, an all-time program low, Boise State's defense has nearly matched that through just three games in 2017, with eight takeaways.

The eight turnovers (four interceptions, four fumble recoveries) through three games is the Broncos' highest since having nine (seven interceptions, two fumble recoveries) through the first three contests of the 2014 season.

The Bronco defense added two more takeaways to its total Thursday against New Mexico, with Leighton Vander Esch having a hand in both. Vander Esch stripped Lobo running back Richard McQuarley on the opening drive of the game, with the loose ball being scooped up by Kekoa Nawahine, and eventually leading to a Bronco touchdown. The second turnover came in the fourth quarter, as Vander Esch hauled in a pass that was tipped at the line by defensive end Durrant Miles.

Boise State previously recorded an interception and two fumble recoveries in the Sept. 2 opener against Troy, then made three more takeaways Sept. 9 at Washington State (two interceptions, one fumble).

Boise State has also scored a defensive touchdown this season, as at Washington State (Sept. 9), redshirt junior STUD Jabril Frazier strip-sacked Washington State quarterback Luke Falk, and redshirt freshman STUD Curtis Weaver plucked the ball free and rumbled 55 yards for the score.

TURNOVER STREAKS: Boise State's zero turnovers forced against Virginia on Sept. 22 snapped the defense's streak of three-straight multiple-takeaway performances. Even so, the Broncos have forced eight turnovers over this season's first four games, a good rebound after forcing just nine turnovers, an all-time program low, a year ago.

STOPPING THE GROUND GAME: Despite facing some solid rushing attacks and offenses so far in 2017, the Boise State defense has allowed just 115.8 rushing yards per game, good for 30th in the country. Boise State opponents are also averaging just 3.1 yards per carry in 2017.

AVERY WILLIAMS, PLAYMAKER: Redshirt freshman cornerback/punt returner/kick returner Avery Williams has emerged as one of Boise State's top playmakers on special teams, leading the Mountain West and ranking 14th in the country with 14.2 yards per punt return.

In his collegiate debut against Troy on Sept. 2, he took a punt 81 yards to the house just 1:36 into the contest on the very first touch of his Bronco career. It was the fifth-longest punt return in school history, and the first punt-return score since Donte Deayon's 75-yard return at Wyoming on Nov. 22, 2014, while Williams' 124 punt-return yards in the game marked the sixth-highest total in the Boise State record book.

Williams also got in on the kick-return business against Troy, returning a kick 48 yards to the Troy 41 late in the first half, setting up a field goal that gave the Broncos a 17-10 lead at the break. For the season, he is third in the Mountain West at 25.1 yards per kick return.

Williams was named Mountain West Special Teams Player of the Week on Sept. 4 for his performance against Troy.

THE MOA CONSTRICTOR: Boise State's defense will be paced in 2017 by redshirt junior defensive tackle David Moa, nicknamed "The Moa Constrictor."

This summer, Moa was named a candidate for the Bednarik Award, Bronko Nagurski Award, Outland Trophy, and the Polynesian College Football Player of the Year. It is the second-straight year in which he has been named a candidate for the Bronko Nagurski Award, Outland Trophy, and Polynesian Player of the Year award.

BRONCOS IN THE NFL

There are currently 21 Broncos on National Football League rosters (as of Sept. 21), and 15 teams have at least one former member of the Boise State football team on their roster. At least one Bronco has been selected in the NFL Draft in each of the last eight seasons, and 20 players have been drafted during that time - including seven in the first two rounds. A complete list of Broncos in the NFL can be found below:

Baltimore Ravens
..... Kamalei Correa (LB)
Buffalo Bills
..... Tanner Vallejo (LB)
Chicago Bears
..... Charles Leno (OL)
Cleveland Browns
..... Travis Averill (OL; PS)
Cincinnati Bengals
..... George Iloka (S)
Cleveland Browns
..... Jamar Taylor (CB)
Dallas Cowboys
..... Tyrone Crawford (DT)
..... DeMarcus Lawrence (DE)
..... Kellen Moore (QB)
..... Orlando Scandrick (CB)
Denver Broncos
..... Matt Paradis (OL)
..... Billy Winn (DL; IR)
Jacksonville Jaguars
..... Jeron Johnson (S; IR)
Miami Dolphins
..... Jay Ajayi (RB)
New England Patriots
..... Shea McClellin (LB; IR)
New York Giants
..... Donte Deayon (CB; PS)
..... Darian Thompson (S; IR)
San Francisco 49ers
..... Chancellor James (S; IR)
..... Jeremy McNichols (RB; PS)
Seattle Seahawks
..... Rees Odhiambo (OL)
Tampa Bay Buccaneers
..... Doug Martin (RB)

IR = Injured Reserve
PS = Practice Squad

GAME NOTES

Moa enjoyed a breakout season in 2016, being named to the All-Mountain West First Team after leading the Broncos with 8.5 sacks while posting 10.5 tackles-for-loss among his 30 tackles (17 solo) from the nose tackle spot. The San Diego native also knocked down four passes at the line of scrimmage and blocked a field goal in the final seconds against BYU on Oct. 20, preserving Boise State's 28-27 victory.

His sack total ranked second in the Mountain West, and Moa's overall play garnered national attention as he was a 2016 midseason addition to the watch lists of the Outland Trophy, Bronko Nagurski Trophy and the Polynesian Football Hall of Fame Polynesian College Football Player of the Year award.

Through the first four games this season, Moa has 10 tackles (four solo) including a sack and 2.0 tackles-for-loss.

THE DEFENSIVE LINE HAS A YEAR UNDER THEIR BELTS: Last season, the Bronco defensive line's younger members were pushed into playing time to bolster the unit's depth, and this year that experience will only make them stronger. Joining veteran David Moa and junior Durrant Miles (35 tackles, 1.0 sack, 4.5 TFL in 2016) on the front line are senior Daniel Auelua (nine tackles, two pass breakups), sophomore Sonatane Lui (10 tackles, 0.5 sack), and sophomore Chase Hatada (one pass breakup in seven games).

At STUD, the Broncos have Jabril Frazier (38 tackles, 4.0 sacks, 5.0 TFL in 2016), redshirt sophomore Sam Whitney, who was limited to just five games last year due to injury, and redshirt freshman STUD Curtis Weaver.

HORTON LEADS A YOUNG BUT FIERCE SECONDARY: Another of Boise State's young defensive units is the secondary, led by a pair of veterans in junior cornerback Tyler Horton and senior safety Cameron Hartsfield.

Horton, named to the Preseason All-Mountain West Team, made 35 tackles (28 solo) and broke up nine passes a year ago, as well as taking an interception 85 yards for a touchdown against Washington State. The Fresno, Calif., native is expected to start as one of Boise State's corners in Saturday's opener against Troy.

Hartsfield comes into 2017 as Boise State's leading tackler from a year ago, racking up 65 tackles (39 solo), good for fifth overall. Hartsfield also made 2.0 TFL and broke up three passes.

The veterans will be joined by a young group that includes three sophomores expected to make the leap in 2017. Cornerback Reid Harrison-Ducros appeared in 10 games a year ago, making nine tackles with one pass breakup, while Kekoa Nawahine (21 tackles, 1.0 TFL, two pass breakups) rose to a starting safety spot by the end of 2016 and DeAndre Pierce (19 tackles, 1.0 TFL, two pass breakups) is expected to compete at safety in 2017 after playing cornerback as a freshman.

Also joining the Bronco secondary in 2017 is junior cornerback Michael Young, a junior-college transfer from Dodge City CC who intercepted a pair of passes, blocked three kicks and made 42 tackles in 2016.

YOUTH IS A THEME ON DEFENSE: If you haven't figured it out by now, youth is one of the main themes of the Boise State defense in 2017. Entering this season, the Bronco linebacker corps had only made a combined five starts, sixth-fewest in the FBS. Additionally, all five returning starts were by Blake Whitlock (36 tackles, 2.0 sacks, 4.0 TFL), who will miss the 2017 season with a shoulder injury.

However, coaches have high expectations for presumed starters Leighton Vander Esch (27 tackles, 1.0 sack, 3.5 TFL, one interception over six games in 2016) and Tyson Maeva (21 tackles, 1.5 TFL), who each rose to starting positions by the end of last season.

LOOKING TO STEP UP: Boise State will have a number of newcomers prepared to step up to provide depth on defense in 2017. Among this young group of Broncos to keep an eye on are junior cornerback Michael Young, redshirt freshmen STUD Curtis Weaver, and linebackers Desmond Williams (RS-FR), Avery Williams (RS-FR) and Riley Whimpey (FR).

OFFENSE

WILSON THE PLAYMAKER: Senior wide receiver Cedrick Wilson has lived up to expectations and his big-play ability this season, racking up 29 catches for 485 yards and three touchdowns through Boise State's first four games. Sept. 22 against Virginia, Wilson set personal bests with 13 catches (tied for eighth-most in Boise State single-game history) for 209 yards (tied for seventh-most in single-game history) and a touchdown. It was the first 200-yard game of his Boise State career.

BRONCO RADIO NETWORK

The Bronco Radio Network is comprised of 15 stations throughout the northwest, with KBOI 670 AM in Boise serving as the flagship.

The Bronco Sports Network includes the following stations:

IDAHO

Boise

KBOI 670 AM
KTIK 93.1 FM

Salmon

KSRA 960 AM

Idaho Falls

KSPZ 980 AM

St. Maries

KOFE 1240 AM

McCall

KDZY 98.3 FM

Twin Falls

KSNQ 98.3 FM

OREGON

LaGrande

KLBM 1450 AM

Baker City

KBKR 1490 AM

NEVADA

Elko

KEAU 104.7 FM



Bob Behler (left), a four-time Idaho Sportscaster of the Year, is in his 10th season calling play-by-play for the Broncos.

Former Boise State offensive lineman Pete Cavender is in his ninth season providing commentary.

GAME NOTES

Attracting plenty of double teams this year, Wilson has still managed to put up great numbers, including his nine-catch, 147-yard, two-touchdown effort at Washington State (Sept. 9). He has now posted seven 100-yard receiving games, showing why he was an obvious choice for the 2017 Biletnikoff Award Preseason Watch List.

More importantly, Wilson drawing consistent double teams from opposing defenses has opened up opportunities for more Bronco receivers, as fellow receiver A.J. Richardson set career highs with five catches for 80 yards against Virginia. Also, the attention opposing defenses have had to pay to Wilson has led to more involvement from the Bronco tight ends, as redshirt senior Jake Roh already has a career-best three touchdown grabs this season.

JAKE ROH, MAN OF MANY TALENTS: Redshirt senior tight end Jake Roh continued his career season Sept. 22 against Virginia, rushing(!) for a touchdown for a second time, and scoring his fifth touchdown overall in 2017. The Mackey Award candidate also grabbed five passes for 42 yards in the contest.

Roh, after battling through a knee injury in 2016, has rebounded well this season, already eclipsing his 2016 reception total (10) with 11 this year for 87 yards and three touchdowns. The Scottsdale, Ariz., native had All-Mountain West seasons in 2014 and 2015 before being slowed by an early-season injury last year, but looks to be right back to his previous form, already scoring a career-best five touchdowns in 2017. Two of those scores have even come on the ground, with Roh lining up for a direct snap in the Wildcat formation, rushing for a total of eight yards.

RYPIEN RETURNS: Junior quarterback Brett Rypien returned to action Sept. 22 against Virginia after missing the Sept. 14 against New Mexico. Rypien looked strong in his return, marching the Broncos to a touchdown on their opening drive against the Cavaliers, and finishing the game 24-for-42 with 285 passing yards.

Rypien has completed 60.3 percent of his passes in 2017, throwing for 521 yards although he has not yet thrown a scoring pass. Three-straight games without a touchdown pass is the longest such drought of Rypien's Boise State career.

COZART THE DUAL THREAT: Redshirt senior quarterback Montell Cozart, a graduate transfer from Kansas, got his first start as a Bronco Thursday against New Mexico and again made effective use of his arm and legs in helping Boise State to a 28-14 win.

Cozart completed 15-of-19 passes for 137 yards and two touchdowns, while on the ground he was Boise State's top rusher with nine carries for 71 yards and another score, a 28-yard draw to cap the Broncos' opening drive.

On the year, Cozart has completed 68.8 percent of his passes (33-for-48) for 348 yards and five touchdowns, while on the ground he leads the Broncos with 179 yards and two touchdowns. Among FBS quarterbacks, Cozart's completion percentage ranks 22nd in the country, while his efficiency rating of 159.9 is 30th, and second in the Mountain West.

HAVING OPTIONS: Boise State had six different receivers catch a pass against Virginia, a week after eight caught a pass against New Mexico (Sept. 14), seven different receivers caught a pass at Washington State (Sept. 9), and 10 different receivers caught a pass in Sept. 2's win over Troy.

So far this season, three Broncos have made their first-career receptions, including two true freshman. While redshirt senior running back Ryan Wolpin made the first catches of his Bronco career Sept. 2 at Troy, finishing with two receptions for 37 yards, true freshmen wide receivers Octavius Evans (two catches for 26 yards) and CT Thomas (one catch, minus-three yards) made their collegiate debuts and got their first touches.

HOGGARTH CONTINUES TO IMPRESS: Redshirt junior kicker Haden Hoggarth, a transfer from Bethune Cookman, continued his impressive start to the season Sept. 22 against Virginia, converting all three of his PAT attempts.

At Washington State (Sept. 9), Hoggarth went 3-for-3 on field-goal attempts (37, 29, 34) and 5-for-5 on PATs. The performance followed his debut Sept. 2 against Troy in which he went 3-for-3 on his PAT attempts and nailed his only field-goal try, coming from 41 yards out.

So far this season, Hoggarth is among 11 FBS kickers tied for first with a perfect field-goal percentage, and has scored 27 points on the year (four FGs, 15 PATs).

SKILLIN, VELAZQUEZ TAG TEAM PUNTING DUTIES: Boise State has utilized a two-punter system so far in 2017, with redshirt junior Quinn Skillin, a transfer from Wagner, and redshirt freshman Joel Velazquez sharing the duties.

Together, the pair has Boise State ranked 43rd in the country in net punting at 39.4 yards

BRONCO DEBUTS

The following 22 players have made their Bronco debuts during the 2017 season. True freshmen are denoted by an asterisk:

Troy	John Bates (TE)
	Ezra Cleveland (OL)
	Montell Cozart (QB)
	Nick Crabtree (OL)
	Bruno DeRose (LB)
	Octavius Evans (WR) *
	Jordan Happle (S)
	Haden Hoggarth (K)
	Bryan Jefferson (WR)
	Kekaula Kaniho (S) *
	Robert Mahone (RB)
	Quinn Skillin (P)
	CT Thomas (WR) *
	Joel Velazquez (K/P)
	Jalen Walker (CB)
	Curtis Weaver (STUD)
	Riley Whimpey (LB) *
	Benton Wickekrsham (LB) *
	Avery Williams (DB)
	Desmond Williams (N)
Washington State	
	Michael Young (CB)
New Mexico	Kyode Rufai (DE)
Virginia	None
BYU	
San Diego State	
Wyoming	
Utah State	
Nevada	
Colorado State	
Air Force	
Fresno State	

The following 17 players have made the first starts of their Boise State careers in 2017:

Troy	Ezra Cleveland (OL)
	Reid Harrison-Ducros (CB)
	Garrett Larson (OL)
	Sonatane Lui (NT)
	Tyson Maeva (LB)
	Andres Preciado (OL)
	Leighton Vander Esch (LB)
	Sam Whitney (STUD)
	Desmond Williams (N)
	Ryan Wolpin (RB)
Washington State	
	Will Heffner (LB)
	Alexander Mattison (RB)
	Eric Quevedo (OL)
New Mexico	Montell Cozart (QB)
	Daniel Auelua (DT)
Virginia	Gabe Perez (SLB)
	Curtis Weaver (STUD)
BYU	
San Diego State	
Wyoming	
Utah State	
Nevada	
Colorado State	
Air Force	
Fresno State	

GAME NOTES

per punt. Skillin is averaging 42.7 yards over 15 punts with five landing inside the 20, while Velazquez is averaging 40.4 yards over eight punts, including a career-long 63-yard boot on Sept. 14 that pinned New Mexico on its own 1.

RYPIEN BACK BEHIND CENTER: Junior quarterback Brett Rypien returns for his third year under center for the Broncos in 2017 after taking over the job four games into the 2015 campaign.

Last season, Rypien was named to the All-Mountain West First Team for the second year in a row, leading the Mountain West and finishing 12th nationally in passing yards (3,646), while also pacing the conference in completions (244) and attempts (394) while finishing second with 24 touchdown passes. He directed a Bronco offense that led the Mountain West and ranked 21st in the country in total offense with 472.8 yards per game, while the Bronco passing offense ranked 15th in the country and also paced the Mountain West at 298.3 yards per contest.

Entering the 2017 season, Rypien had a record of 17-7 as the Bronco signal-caller, including a 3-1 record against Autonomous Five programs.

This preseason, Rypien has garnered a good amount of attention as one of the top quarterbacks in the country, being named a candidate for the Walter Camp Award, Maxwell Award, the Allstate AFCA Good Hands Team, the Wuerffel Trophy, the Manning Award, and the Davey O'Brien Award.

WILSON HAS SIGHTS SET ON A BIG YEAR: Last season, for the first time in Boise State history, the Broncos produced a pair of 1,000-yard receivers in a single season as Thomas Sperbeck (1,272) and Cedrick Wilson (1,129) each eclipsed the mark. Together, the pair posted a combined 12 100-yard receiving games in 2016, with both hitting the century mark in four contests (Sept. 3 at Louisiana, Oct. 7 at New Mexico, Nov. 12 at Hawai'i, Nov. 25 at Air Force).

Wilson, in his debut season at Boise State in 2016, caught 56 passes for 1,129 yards and a team-leading 11 touchdowns en route to being named All-Mountain West Honorable Mention.

He posted five 100-yard receiving games, including performances of nine catches for 167 yards and three touchdowns at New Mexico (Oct. 7) and four receptions for a season-high 193 yards and a score at Air Force (Nov. 25).

Wilson finished the season ranked in the Mountain West top 10 in touchdown catches (third), receiving yards (fourth), receiving yards per game (86.8, fourth), receptions (sixth) and receptions per game (4.3, ninth).

During the second half of the season, Wilson flashed his play-making abilities as part of the Bronco return game, averaging 21.3 yards per kick return and 13.2 yards over 10 punt returns, including a 73-yard return Nov. 18 against UNLV.

His big debut earned national attention during the offseason, as Wilson was honored as a 2017 Player To Watch by the Touchdown Club of Columbus in February, and was named a 2017 preseason candidate for the Biletnikoff Award (top receiver in the nation), Paul Hornung Award (most versatile player in the nation) and the Reese's Senior Bowl.

READY TO STEP UP...WR EDITION: Behind Cedrick Wilson, Boise State has a group of wide receivers, both veteran and newcomer, ready to step up and make themselves known to opponents.

Leading the way among this group are redshirt juniors A.J. Richardson and Sean Modster, who, despite only having 12 and 11 career receptions, respectively, entering 2017, are expected to make the leap and keep opposing defenses from keying in on Wilson.

Senior Austin Cottrell (one career catch), junior Akilian Butler (five career catches) and redshirt sophomore Bryan Jefferson are also expected to see time in the rotation, while head coach Bryan Harsin has hinted that true freshmen Octavius Evans, who caught 254 passes for 3,200 yards and 26 touchdowns at Center (Texas) High School, and CT Thomas, who combined for more than 100 receptions and 2,000 yards during his final two prep campaigns at Lancaster (Texas) High School, could see the field.

READY TO STEP UP...RB EDITION: Another position at which the Broncos lost a healthy amount of production and will rely on a relatively untested group is running back.

The loss of Jeremy McNichols, who opted for early entry into the 2017 NFL Draft last winter, signaled the exit of 75 percent of Boise State's rushing yardage in 2016. McNichols, a Doak Walker Award semifinalist last year, rushed for 1,709 yards and 23 touchdowns while catching 37 passes for 474 yards and four more scores. Over the past two seasons, McNichols ran for 3,046 yards and 43 touchdowns, and scored 10 times through the air while catching 88 passes for 934 yards.

WATCH LISTS

The following were named to national watch lists entering the 2017 season:

C Mason Hampton
Rimington Trophy

OL Archie Lewis
Outland Trophy
Reese's Senior Bowl

DT David Moa
Bednarik Award
Bronko Nagurski Trophy
Outland Trophy
Polynesian College Football Player of the Year

TE Jake Roh
Mackey Award

QB Brett Rypien
Maxwell Award
Walter Camp Award
Davey O'Brien Award
Manning Award
Wuerffel Trophy
Allstate AFCA Good Hands Team

WR Cedrick Wilson
Biletnikoff Award
Paul Hornung Award
Reese's Seniro Bowl

GAME NOTES

He'll be replaced by the combo of sophomore Alexander Mattison (328 rushing yards, four touchdowns in 2016) and redshirt senior Ryan Wolpin (39 rushing yards), with redshirt freshman Robert Mahone and freshman Drake Beasley also expected to compete for carries. Mattison, the No. 2 back a year ago, posted a 100-yard game during the campaign, hitting the number right on the mark against San Jose State on Nov. 4.

1,000-YARD RUSHERS: Boise State has boasted a 1,000-yard rusher in each of the last eight seasons, tied with Auburn for the longest streak in the nation.

TIGHT ENDS READY TO GET INVOLVED: This season, Boise State may just give the Bronco Faithful what they've been clamoring for since last year: more tight end action!

Head coach Bryan Harsin has made the point that the Broncos plan to get the tight ends involved in the offense more in 2017, and there is no shortage of them to target. The group is led by two-time Mackey Award candidate and All-Mountain West pick Jake Roh, who, after catching a combined 68 passes and three touchdowns from 2014-15, was limited by injury to just 10 catches for 113 yards last season.

Redshirt senior Alec Dhaenens caught 15 passes for 119 yards and a pair of scores last season, and has five touchdown grabs in his career, while Chase Blakley, in his first collegiate action last season, nabbed a pair of passes for 31 yards.

Adding depth to this mix will be redshirt sophomore Matt Pistone, who excels as a blocking tight end, and redshirt freshman John Bates, a highly-touted, 6-foot-6, 253-pound Lebanon, Ore., native who could even line up out wide to give the Broncos a height advantage in opposing secondaries.

NEW BEEF UP FRONT: Boise State's offensive line will replace 60 percent of its starting unit, with all three of those departed players being 2016 All-Mountain West selections in guards Travis Averill (First Team) and Steven Baggett (Second Team) and tackle Mario Yakoo (First Team).

However, returning to the line are center Mason Hampton, an All-Mountain West honorable mention in 2016 and 2017 preseason candidate for the Rimington Trophy, given annually to college football's top center, and tackle Archie Lewis, a three-year starter and 2017 preseason candidate for the Outland Trophy and the Reese's Senior Bowl.

Joining this pair in the mix for playing time are redshirt sophomores Garrett Larson and John Molchon, redshirt freshman Ezra Cleveland, and redshirt junior Andres Preciado.

NEW FACES TO THE KICKING GAME: Boise State will feature some new faces on special teams with the departures of kicker Tyler Rausa and punter Sean Wale.

Rausa, a 2015 All-Mountain West selection and Lou Groza Award semifinalist, made 34 field goals over the past two seasons in addition to going 118-for-120 on PAT attempts, including a perfect 58-for-58 in 2016. Wale, meanwhile, served as Boise State's No. 1 punter for the past three seasons, being named a candidate for the Ray Guy Award and to the All-Mountain West Second Team in 2016 after averaging 45.0 yards per punt with just three touchbacks over 50 attempts.

Redshirt freshman kicker/punter Joel Velazquez could become the first Bronco to pull double duty since Kyle Brotzman. Competing with Velazquez for these jobs are redshirt junior kicker Haden Hoggarth, a transfer from Bethune Cookman, and redshirt junior punter Quinn Skillin, a transfer from Wagner.

SHUTOUT STREAK: Boise State has not been shut out in 253 consecutive games, the ninth-longest active streak in the country and the 15th-longest streak in NCAA history. The last shutout came on the road against No. 15 Washington State, Sept. 27, 1997 (58-0). The loss to the Cougars is one of only two shutouts the Broncos have suffered since becoming a four-year institution in 1968.

SACKS FOR HUNGER



Boise State has once again teamed up with Albertsons and the Idaho Foodbank to tackle hunger in the Treasure Valley.

For every sack by a member of the Boise State football team, Albertsons will donate \$500 to the Idaho Foodbank.

For every \$1 received, the Idaho Foodbank can provide five meals. Thus, every sack is worth the equivalent of 2,500 meals.

The Broncos' game-by-game sack totals, how much money has been raised and how many meals that equates to can be found below:

TROY	4
@ Washington State	5
NEW MEXICO	1
VIRGINIA	1
@ BYU	
@ San Diego State	
WYOMING	
@ Utah State	
NEVADA	
@ Colorado State	
AIR FORCE	
@ Fresno State	
TOTAL SACKS: 11	
TOTAL DONATION: \$5,500	
TOTAL MEALS: 27,500	

INDIVIDUAL NOTES

MASON HAMPTON // C

- >> Named All-Mountain West honorable mention in 2016.
- >> One of three Broncos named to the 2017 Preseason All-Mountain West Team.
- >> Preseason candidate for the Rimington Trophy, given annually to college football's top center.
- >> Named a semifinalist for the William V. Campbell Trophy (Sept. 27)
- >> Voted to the 2016 CoSIDA Academic All-America Football First Team.
- >> Stepped into the starting center's role for the Broncos in 2016, starting all 11 games in which he appeared.
- >> Anchored a Bronco line that paved the way for the Mountain West's top offense in 2016 at 472.8 yards per game, and helped produce the eighth-straight 1,000-yard rushing season by a Bronco running back as Doak Walker semifinalist Jeremy McNichols piled up 1,709 yards on the ground, sixth-most in the FBS.
- >> Along with the rest of the Bronco line also provided protection for quarterback Brett Rypien as he directed a passing offense that ranked 15th in the country at 298.3 yards per game.

TYLER HORTON // CB

- >> Voted to 2017 Preseason All-Mountain West Team.
- >> Made his first interception of 2017 on Sept. 9 at Washington State.
- >> Was named Mountain West Defensive Player of the Week on Sept. 12, 2016 after his 85-yard pick-six opened the scoring in Boise State's 31-28 win over Washington State.
- >> Has appeared in 29 games, making 19 starts, over his two-plus seasons at Boise State, including starting all 13 games in 2016.
- >> Made 35 tackles (28 solo) and broke up nine passes, second-most on the team, in 2016.

ARCHIE LEWIS // OL

- >> Named to the 2017 preseason watch lists for the Outland Trophy, given to the nation's top interior lineman, and the Reese's Senior Bowl.
- >> Part of a Bronco line that paved the way for the Mountain West's top offense at 472.8 yards per game, and helped produce the eighth-straight 1,000-yard rushing season by a Bronco running back as Doak Walker semifinalist Jeremy McNichols piled up 1,709 yards on the ground, sixth-most in the FBS.
- >> Along with the rest of the Bronco line also provided protection for quarterback Brett Rypien as he directed a passing offense that ranked 15th in the country at 298.3 yards per game.
- >> Has appeared in 37 games over the last three seasons, with 21 starts. Started all 13 games last season.

JAKE ROH // TE

- >> Two-time All-Mountain West selection, being named honorable mention in 2014, and to the Second Team in 2015.
- >> Two-time candidate for the Mackey Award (2016-17), given annually to the nation's top tight end.
- >> Has already set a career bests with three touchdown catches (previous best was two in 2014), and five total touchdowns in 2017.
- >> Has caught 11 passes for 87 yards and three touchdowns this year.
- >> Scored three touchdowns in 28-14 win over New Mexico (Sept. 14). Caught two scoring passes, and ran for a six-yard score out of the Wildcat, his first-career rushing touchdown.
- >> Caught the game-sealing touchdown pass Sept. 2 against Troy. It was his first score since Nov. 14, 2015, against New Mexico.
- >> Caught 78 passes over the last three seasons (2014-16), despite being limited by injury to just 10 catches for 113 yards in 2016.
- >> Had 35 catches in 2014, and 33 in 2015, the highest catch totals by a Bronco tight end since Jeb Putzier caught 44 passes as a senior in 2001... Putzier was a sixth-round selection in the National Football league Draft by the Denver Broncos.

BRETT RYPIEN // QB

- >> Will serve as a team captain for the second-straight season in 2017.
- >> Preseason candidate for the Maxwell Award, Walter Camp Award, Davey O'Brien Award, Manning Award, Wuerffel Trophy, and the Allstate AFCA Good Hands Team in 2017.
- >> Named to All-Mountain West First Team for the second-straight year in 2016.
- >> In 2016, led the Mountain West and finished 12th nationally in passing yardage (3,646), while also pacing the conference in completions (244) and attempts (394) while finishing second with 24 touchdown passes.
- >> Directed a Bronco offense that led the Mountain West and ranked 21st in the country in total offense with 472.8 yards per game, while the Bronco passing offense ranked 15th in the country and also paced the Mountain West at 298.3 yards per contest.
- >> Ranks sixth all-time at Boise State in career passing yardage (7,159 yards) and seventh in touchdown passes (44).
- >> Posted the third 400-yard passing game of his career and eighth 300-yard passing game of his career Oct. 20, 2016, throwing for 442 yards and three touchdowns against BYU.
- >> Threw for 300 yards by halftime three times in 2016 (Sept. 3 at Louisiana, Oct. 7 at New Mexico, Oct. 20 against BYU).
- >> Threw a career-high five touchdown passes at New Mexico (Oct. 7, 2016).
- >> Named Mountain West Freshman of the Year and All-Mountain West First Team in 2015.

CAPTAINS

Boise State players voted junior quarterback Brett Rypien, redshirt junior linebacker Leighton Vander Esch and senior wide receiver Cedrick Wilson as captains for the 2017 season.

INDIVIDUAL NOTES

>> Named Poinsettia Bowl Offensive MVP, throwing for 377 yards and three touchdowns in Boise State's 55-7 victory over Northern Illinois.
>> Led the MW in passing yards (3,353), total offense (3,276 yards), completions (273) and attempts (429) as a true freshman in 2015...also ranked second in touchdown passes (20) and completion percentage (63.6).
>> Set the Boise State and MW freshman records with 469 passing yards at UNLV on Oct. 31, 2015, and two weeks later bested that with 506 passing yards while setting the school single-game records for completions (41) and attempts (75).
>> Thrust into the starting job following an injury to Ryan Finley Sept. 18, 2015, against Idaho State...went 8-for-9 for 126 yards in his debut...made his first start the following week at Virginia (Sept. 26), going 24-for-35 for 321 yards and three touchdowns.

LEIGHTON VANDER ESCH // WLB

>> Voted one of three team captains for 2017.
>> Ranks fifth in the FBS (through Sept. 30) with 11.5 tackles per game, and 36th with 3.0 sacks.
>> Leads the Broncos in tackles (46), sacks (3.0) and forced fumbles (two).
>> Made his first interception of the season Sept. 14 against New Mexico, and second of his career.
>> Made a career-high 16 tackles at Washington State (Sept. 9), including two sacks and a forced fumble.
>> Limited to six games due to injury in 2016, finishing with 27 tackles (23 solo), a sack, 3.5 TFL and an interception.
>> Appeared in 12 games in 2015, making 20 tackles with a fumble recovery.
>> Played quarterback and linebacker in eight-man football at Salmon River High School in Riggs, Idaho.

AVERY WILLIAMS // CB/PR/KR


>> Leads the Mountain West and ranks 14th in the country with 14.2 yards per punt return.
>> Made collegiate debut Sept. 2 against Troy, and on his first touch, returned a punt 81 yards for a touchdown, Boise State's first such score since 2014. It was also the fifth-longest punt return in Boise State history.
>> Finished his first game (Sept. 2 vs. Troy) with 124 yards on five punt returns, the sixth-highest yardage total in school history.
>> Took a kickoff return 48 yards to the Troy 41, setting up a Boise State field goal before halftime on Sept. 2.

CEDRICK WILSON // WR

>> Voted one of three team captains for the 2017 season.
>> Named a preseason candidate for the Biletnikoff Award, Paul Hornung Award, and the Reese's Senior Bowl.
>> Set career highs in receptions (13) and receiving yards (209) with a touchdown against Virginia (Sept. 27).
>> Had nine catches at Washington State (Sept. 9), going for 147 yards and two touchdowns. It was his sixth-career 100-yard receiving game.
>> Leads Broncos receivers with 29 catches for 485 yards and three touchdowns in 2017.
>> Named All-Mountain West honorable mention in 2016.
>> Had 56 catches for 1,129 yards and 11 touchdowns in 2016, and the former prep quarterback completed both of his pass attempts for 84 yards and a touchdown.
>> Finished the season ranked in the Mountain West top 10 in touchdown catches (third), receiving yards (fourth), receiving yards per game (86.8, fourth), receptions (sixth) and receptions per game (4.3, ninth).
>> Posted five 100-yard receiving games, including performances of nine catches for 167 yards and three touchdowns at New Mexico (Oct. 7) and four receptions for a season-high 193 yards and a score at Air Force (Nov. 25).
>> During the second half of the season, flashed his play-making abilities as part of the Bronco return game, averaging 21.3 yards per kick return and 13.2 yards over 10 punt returns, including a 73-yard return Nov. 18 against UNLV.
>> Posted career bests in catches (nine), receiving yards (167) and touchdown catches (three) at New Mexico (Oct. 7)...set new career best in receiving yards Nov. 25 at Air Force with 193.
>> Caught seven passes for 113 yards and a touchdown in his Boise State debut Sept. 3, 2016, at Louisiana, and added three catches for 85 yards against Washington State (Sept. 10).
>> Was an NJCAA All-American at Coffeyville Community College in 2015 after catching 66 passes for 1,045 yards and 17 touchdowns. Ranked third nationally with 116.1 receiving yards per game and fourth in touchdown receptions.
>> Finished his two-year stay at Coffeyville with 1,674 receiving yards and 27 touchdown catches.



UNIFORMS



Boise State unveiled a new look for the 2017 season, the first time the Broncos have overhauled their Nike uniforms since 2011.

Included in the new slate are blue, orange and white, and the jerseys feature new stripes on the sleeves and "Blue Collar" on the inside of the neck.

The uniforms are from the Nike Vapor Untouchable line, with stretch woven material, a seamless front and shoulders and laser perforation fabric instead of mesh. The uniforms combine materials and science designed for speed and comfort for the players, based on four core principles - fit, durability, weight and core body temperature.


A look at the Broncos' 2017 combinations for each game can be found below:

OPP

TROY
@ Washington State
NEW MEXICO *
VIRGINIA
@ BYU
@ San Diego State *
WYOMING *
@ Utah State *
NEVADA *
@ Colorado State *
AIR FORCE *
@ Fresno State *

HELMET/JERSEY/PANTS

Blue / Blue / Blue
White / White / White
Orange / Orange / Orange
Orange / Blue / Blue



THE FILE

HEAD COACH BRYAN HARSIN



BRYAN HARSIN FILE

Coaching Experience

Boise State	
Head Coach	2014-Present
Arkansas State	
Head Coach	2013
Texas	
Co-OC/QBs.	2011-12
Boise State	
OC/QBs	2006-10
Tight Ends.	2002-05
Offensive GA	2001
Eastern Oregon	
RBs/WRs.	2000

Coaching Record

SCHOOL	YEAR	RECORD
Arkansas State	2013	7-5
Boise State	2014	12-2
Boise State	2015	9-4
Boise State	2016	10-3
Boise State	2017	2-2
OVERALL		40-16

Bowl Experience

Humanitarian Bowl	2002
Fort Worth Bowl	2003
Liberty Bowl	2004
MPC Computers Bowl.	2005
Fiesta Bowl (2007)	2006
Hawai'i Bowl	2007
Poinsettia Bowl	2008
Fiesta Bowl (2010)	2009
Maaco Bowl Las Vegas.	2010
Holiday Bowl.	2011
Alamo Bowl.	2012
GoDaddy.com Bowl.	2013
Fiesta Bowl	2014
Poinsettia Bowl	2015
Cactus Bowl	2016

Bryan Harsin, a former Boise State quarterback, assistant coach and offensive coordinator, is entering his fourth season as the head coach at his alma mater. Harsin boasts a record of 31-9 at Boise State entering 2017, an average of more than 10 wins per year. Overall, he is 38-14 as a head coach -- including one season at Arkansas State -- and has led his programs to bowl games in each season as a head coach.

In his debut season Harsin led his alma mater back to where it rose to national prominence. Boise State went 12-2 in 2014, winning its first outright Mountain West Championship and capping the campaign with a 38-30 victory over Arizona in the 2014 VIZIO Fiesta Bowl. The victory in the Fiesta Bowl was the third such win for the Broncos in the previous nine seasons. Harsin, serving as offensive coordinator in the first two Fiesta Bowl victories, has been a part of each of the school's three appearances in the game. The team's victory in the 2014 Sports Authority Mountain West Football Championship marked Boise State's first outright league title since joining the conference in 2011, and the first overall since 2009. The only alumnus to lead the Broncos as head coach in the history of Boise State, Harsin has now won a conference championship as a student-athlete, assistant coach and head coach.

In 2015, the Broncos went 9-4, climbing as high as No. 20 in both the Associated Press and USA Today Coaches Polls. The Broncos concluded the 2014 season ranked No. 16 in each poll. Boise State capped the 2015 campaign with a 55-7 victory over Northern Illinois in the San Diego County Credit Union Poinsettia Bowl, the fifth-largest margin of victory in the history of bowl games.

This past season, Harsin guided the Broncos to a 10-3 record, helping the Broncos reach their 15th-straight bowl game, tied for the sixth-longest streak in the country. Boise State also climbed to No. 13 in both the AP and Coaches' Polls, the school's highest ranking in each since finishing eighth and sixth, respectively, at the conclusion of the 2011 season.

For his efforts in 2014, Harsin was named a finalist for the Paul "Bear Bryant" National Coach of the Year Award, the Eddie Robinson National Coach of the Year Award and the Dodd Trophy, given annually by the Bobby Dodd National Coach of the Year Foundation. He was also named the nation's top first-year head coach by the Football Writers Association of America. Harsin has been a candidate for the Dodd Trophy in each of his three seasons at Boise State, and in 2016 Harsin was once again named to the watch list for the Bryant Award.

Harsin was named head coach, Dec. 11, 2013. A graduate of Capital High School in Boise, he played quarterback for the Broncos from 1995-99. Following his graduation from Boise State with a degree in business management, Harsin coached running backs and receivers at Eastern Oregon in 2000.

The former Bronco letterwinner began his coaching career at Boise State as a graduate assistant in 2001, before taking over the tight ends as a full-time assistant coach from 2002-05. When Chris Petersen was hired as head coach in 2006, Harsin assumed the role of offensive coordinator and quarterbacks coach. Harsin was Petersen's offensive coordinator for five of his eight seasons as head coach (2006-10), and was named a finalist for the 2009 Broyles Award, awarded annually to the nation's top assistant coach. Boise State went 61-5 during his tenure as offensive coordinator.

With Harsin on staff, Boise State has won nine conference championships.

Following the 2010 season, Harsin went to Texas, where he served as co-offensive coordinator from 2011-12. While with the Longhorns, Harsin helped guide the ascension of an offense that ranked 88th in scoring prior to his arrival, to No. 24 nationally in 2012 (36.1).

Harsin then earned his first head coaching opportunity at Arkansas State in 2013, which claimed a share of the Sun Belt Conference championship and a berth in the GoDaddy.com Bowl that season.

Harsin and his wife Kes have two daughters, Devyn Lynn and Dayn Mykena, and a son, Davis.

ONCE A BRONCO...

Including the 2017 season, the Boise State coaching staff boasts a combined 98 years of previous experience with the Broncos, including 35 years in the program as student-athletes and 63 years as assistants.

The staff also features four alumni (Harsin, Avalos, Franklin, Marks). A complete breakdown can be found below:

COACH	YRS/S-A	YRS/C
Bryan Harsin	5	14
Ashley Ambrose	--	2
Andy Avalos	5	6
Brad Bedell	--	1
Steve Caldwell	--	4
Gabe Franklin	5	2
Zak Hill	--	2
Eric Kiesau	--	1
Lee Marks	5	3
Kent Riddle	--	9

GRADUATE ASSISTANTS

S. Danielson	--	1
Latu Heimuli	--	2
Nate Potter	5	3
Derek Schouman	5	1

STRENGTH/CONDITIONING

Jeff Pitman	5	12
-------------	---	----

TOTAL 35 63

Additionally, three members of the staff are currently coaching the position in which they played during their collegiate careers, including Andy Avalos (linebackers), Gabe Franklin (safeties) and Lee Marks (running backs).

ASSISTANT COACHES



KENT RIDDLE

ASSOC HC /
TEs /
SPECIAL
TEAMS



ASHLEY AMBROSE

DBs



STEVE CALDWELL

ASST HC /
DL



BRAD BEDELL

OL



ZAK HILL

OC / QBs



GABE FRANKLIN

SAFETIES



ANDY AVALOS

DC / LBs



ERIC KIESAU

WRs



LEE MARKS

RBs

GAMES AGAINST THE AUTONOMOUS FIVE

The Broncos are 14-8 against schools from conferences that comprise the Autonomous Five since the start of the 2006 season.

Since notching its first such victory, a 34-16 win over Iowa State in the 2002 Humanitarian Bowl, the Broncos have gone 16-12. Boise State is 16-24 all-time in such games.

SEASON	OPPONENT	LOC	W/L	SCORE
1986	Oregon State	A	L	3-34
1989	Oregon State	H	L	30-37
1996	Arizona State	A	L	7-56
1997	Wisconsin	A	L	24-28
1997	Washington State	A	L	0-58
1998	Washington State	H	L	21-33
1999	UCLA	A	L	7-38
2000	Arkansas	A	L	31-38
2000	Washington State	A	L	35-42
2001	South Carolina	A	L	13-32
2001	Washington State	H	L	20-41
2002	Arkansas	A	L	14-41
2002	Iowa State	H	W	34-16
2003	Oregon State	A	L	24-26
2004	Oregon State	H	W	53-34
2005	Georgia	A	L	13-48
2005	Oregon State	A	L	27-30
2005	Boston College	H	L	21-27
2006	Oregon State	H	W	42-14
2006 (07)	Oklahoma	N	W	43-42 (OT)
2007	Washington	A	L	10-24
2008	Oregon	A	W	37-32
2009	Oregon	H	W	19-8
2010	Virginia Tech	N	W	33-30
2010	Oregon State	H	W	37-24
2011	Georgia	N	W	35-21
2011	Arizona State	N	W	56-24
2012	Michigan State	A	L	13-17
2012	Washington	N	W	28-26
2013	Washington	A	L	6-38
2013	Oregon State	N	L	23-38
2014	Ole Miss	N	L	13-35
2014	Arizona	N	W	38-30
2015	Washington	H	W	16-13
2015	Virginia	A	W	56-14
2016	Washington State	H	W	31-28
2016	Oregon State	A	W	38-24
2016	Baylor	N	L	12-31
2017	Washington State	A	L	44-47 (3OT)
2017	Virginia	H	L	23-42

AUTONOMOUS FIVE COMPARISON

BOWL GAMES: Boise State has appeared in a bowl game in each of the last 15 seasons, tied for the sixth-longest streak in the country. The nation's longest streaks can be found below:

1.	Florida State	35
2.	Virginia Tech	24
3.	Georgia	20
4.	Oklahoma.....	18
5.	LSU	17
6.	Boise State	15
	Wisconsin.....	15
8.	Alabama	13
9.	BYU	12
	Clemson.....	12

NATIONAL RANKINGS: Entering 2017, the Broncos' 15-straight seasons appearing in the Associated Press Poll ranks tied for eighth nationally with USC. The nation's 10-longest streaks can be found below:

1.	Ohio State.....	49
2.	Florida State	40
3.	Georgia	20
	Wisconsin.....	20
5.	Oregon.....	19
6.	Oklahoma.....	18
7.	LSU	17
8.	Boise State	15
	USC.....	15
10.	TCU.....	12

DRAFT PICKS: Boise State has produced 26 NFL Draft selections over the last 11 years, a total that is higher than more than 40 percent of the Autonomous Five. The Broncos' total selections are more than 27 schools in the the ACC (7), Big 10 (7), Big 12 (5), Pac-12 (4) and SEC (4).

NATIONAL STATISTICAL COMPARISON

STATISTIC	BOISE STATE	MW	FBS	BYU	FBS
Rushing Offense	117.0	10	104	104.0	115
Passing Offense (YPG)	234.3	5	63	152.6	117
Total Offense	351.3	9	100	256.6	128
Scoring Offense	29.8	8	68	12.6	125
Rushing Defense	115.8	2	30	169.0	84
Pass Efficiency Defense	127.20	3	69	143.85	109
Total Defense	346.8	6	44	381.6	70
Scoring Defense	29.0	7	86	26.4	72
Net Punting	39.39	2	43	40.65	29
Punt Returns	13.08	1	22	0.67	123
Kickoff Returns	25.31	3	21	16.88	107
Turnover Margin	0.25	6	49	-1.80	125
Pass Defense (YPG)	231.0	7	68	212.6	52
Passing Efficiency	131.45	8	76	93.02	125
Sacks	2.75	3	26	1.60	90
Tackles for Loss	6.8	5	43	5.4	90
Sacks Allowed	3.25	12	119	1.80	59
3rd Down Conv. Off %	.367	7	87	.328	109
3rd Down Conv. Def %	.397	5	78	.395	77
Red Zone Offense %	.800	9	86	.727	112
Red Zone Defense %	.786	5	46	.800	49

BOISE STATE INDIVIDUAL

CATEGORY	INDIVIDUAL	STAT	CONF	NATL
RUSH YDS	M. Cozart	47.8	16	176
PASS EFF	B. Rypien	114.7	9	105
TOTAL OFF	B. Rypien	158.7	10	105
REC	C. Wilson	7.3	3	18
REC YDS	C. Wilson	121.3	2	6
INTs	Four Players	0.3	12	107
PUNTING	Q. Skillin	42.7	4	46
PUNT RET	A. Williams	14.2	1	14
KO RET	C. Wilson	28.8	2	18
	A. Williams	25.1	3	34
FGs	H. Hoggarth	1.00	9	56
SCORING	J. Roh	7.5	8	81
PTS RESP FOR	M. Cozart	12.0	6	63
ALL-PURPOSE	C. Wilson	157.50	2	9
SACKS	L. Vander Esch	0.75	2	36
	C. Weaver	0.75	2	36
TACKLES	L. Vander Esch	11.5	2	5
TFLs	--			

BYU INDIVIDUAL

CATEGORY	INDIVIDUAL	STAT	CONF	NATL
RUSH YDS	U. Tolutau	47.0		179
PASS EFF	--			
TOTAL OFF	--			
REC	--			
REC YDS	--			
INTs	Z. Anderson	0.3		107
	M. Hannemann	0.3		107
PUNTING	J. Linehan	42.4		49
PUNT RET	--			
KO RET	J. Trinnaman	19.9		81
FGs	R. Almond	1.25		41
SCORING	--			
PTS RESP FOR	--			
ALL-PURPOSE	--			
SACKS	--			
TACKLES	F. Warner	8.2		77
TFLs	--			

STARTERS/PARTICIPATION

STARTING LINEUPS: OFFENSE

DATE	OPPONENT	LT	LG	C	RG	RT	TE	WR	WR	WR/TE	QB	RB
9/2	TROY	Cleveland	Larson	Hampton	Molchon	Preciado	Dhaenens	Wilson	Modster	Blakley	Rypien	Wolpin
9/9	@ Wazzu	Cleveland	Larson	Hampton	Quevedo	Molchon	Blakley	Wilson	Modster	Richardson	Rypien	Mattison
9/14	NEW MEXICO*	Cleveland	Larson	Hampton	Quevedo	Lewis	Dhaenens	Wilson	Richardson	Roh	Cozart	Wolpin
9/22	VIRGINIA	Cleveland	Molchon	Hampton	Quevedo	Lewis	Roh	Wilson	Richardson	Modster	Rypien	Wolpin
10/6	@ BYU											
10/14	@ SDSU*											
10/21	WYOMING*											
10/28	@ Utah State*											
11/4	NEVADA*											
11/11	@ Colorado St.*											
11/18	AIR FORCE*											
11/25	@ Fresno St.*											

STARTING LINEUPS: DEFENSE

Date	Opponent	DE	NT	DT	STUD	WLB	MLB	SLB/N	CB	BS	FS	CB
9/2	TROY	Miles	Lui	Moa	Whitney	Vander Esch	Maeva	D. Williams	Horton	Nawahine	Pierce	Harrison-Ducros
9/9	@ Wazzu	Miles	Lui	Moa	Whitney	Vander Esch	Maeva	Heffner	Horton	Nawahine	Pierce	Harrison-Ducros
9/14	NEW MEXICO*	Miles	Moa	Auelua	Whitney	Vander Esch	Maeva	Heffner	Horton	Nawahine	Pierce	Harrison-Ducros
9/22	VIRGINIA	Miles	Lui	Auelua	Weaver	Vander Esch	Maeva	Perez	Horton	Nawahine	Pierce	Harrison-Ducros
10/6	@ BYU											
10/14	@ SDSU*											
10/21	WYOMING*											
10/28	@ Utah State*											
11/4	NEVADA*											
11/11	@ Colorado St.*											
11/18	AIR FORCE*											
11/25	@ Fresno St.*											

PARTICIPATION (GAMES PLAYED-STARTS)

Daniel Auelua	2016 13-0 2017 4-2 TOTAL 17-2	Octavius Evans	2017 4-0 TOTAL 4-0	Bryan Jefferson	2017 2-0 TOTAL 2-0	Sean Modster	2015 8-0 2016 11-0 2017 4-3 TOTAL 23-3	Jake Roh	2014 14-11 2015 13-8 2016 11-3 2017 4-2 TOTAL 42-24	Joel Velazquez	2017 4-0 TOTAL 4-0
Brock Barr	2016 13-0 2017 4-0 TOTAL 17-0	Emmanuel Fesili	2016 3-0 2017 3-0 TOTAL 6-0	Kekaula Kaniho	2017 4-0 TOTAL 4-0	John Molchon	2016 7-3 2017 4-3 TOTAL 11-6	Brett Rypien	2015 11-10 2016 13-13 2017 3-3 TOTAL 27-26	Jalen Walker	2017 3-0 TOTAL 3-0
John Bates	2017 4-0 TOTAL 4-0	Jabril Frazier	2015 11-0 2016 12-7 2017 4-0 TOTAL 27-7	Garrett Larson	2016 6-0 2017 4-3 TOTAL 10-3	Kekoa Nawahine	2016 13-1 2017 4-4 TOTAL 17-5	Skyler Seibold	2015 13-0 2016 5-0 2017 4-0 TOTAL 22-0	Curtis Weaver	2017 4-1 TOTAL 4-1
Chase Blakley	2016 13-4 2017 2-2 TOTAL 15-6	Mason Hampton	2014 14-0 2015 13-0 2016 11-11 2017 4-4 TOTAL 42-15	Archie Lewis	2014 11-5 2015 13-8 2016 13-13 2017 2-2 TOTAL 39-28	Gabe Perez	2013 12-0 2014 14-0 2015 0-0 2016 5-0 2017 3-1 TOTAL 34-1	Paul Semons	2015 1-0 2016 0-0 2017 0-0 TOTAL 1-0	Riley Whimpey	2017 4-0 TOTAL 4-0
Akilian Butler	2015 10-0 2016 10-0 2017 2-0 TOTAL 22-0	Jordan Happle	2017 4-0 TOTAL 4-0	Matt Locher	2016 2-0 2017 4-0 TOTAL 6-0	DeAndre Pierce	2016 12-1 2017 4-4 TOTAL 16-5	Austin Silsby	2014 1-0 2015 2-0 2016 7-0 2017 0-0 TOTAL 10-0	Blake Whitlock	2016 13-5 2017 0-0 TOTAL 13-5
Ezra Cleveland	2017 4-4 TOTAL 4-4	Reid Harrison-Ducros	2016 10-0 2017 4-4 TOTAL 14-4	Sonatane Lui	2016 13-0 2017 4-3 TOTAL 17-3	Matt Pistone	2016 6-1 2017 4-0 TOTAL 10-1	Guinn Skillin	2017 4-0 TOTAL 4-0	Sam Whitney	2016 5-0 2017 4-3 TOTAL 9-3
Garrett Collingham	2016 13-0 2017 1-0 TOTAL 14-0	Cameron Hartsfield	2014 14-0 2015 12-0 2016 13-9 2017 4-0 TOTAL 43-9	Tyson Maeva	2016 12-0 2017 4-4 TOTAL 15-3	Nicholai Pitman	2016 1-0 2017 4-0 TOTAL 5-0	Andrew Tercek	2014 2-0 2015 6-0 2016 12-0 2017 0-0 TOTAL 20-0	Benton Wickersham	2017 4-0 TOTAL 4-0
Austin Cottrell	2015 10-0 2016 13-0 2017 4-0 TOTAL 27-0	Chase Hatada	2016 9-0 2017 4-0 TOTAL 13-0	Robert Mahone	2017 4-0 TOTAL 4-0	Andres Preciado	2015 4-0 2016 1-0 2017 4-1 TOTAL 9-1	CT Thomas	2017 4-0 TOTAL 4-0	Avery Williams	2017 4-1 TOTAL 4-1
Montell Cozart	2017 4-1 TOTAL 4-1	Will Heffner	2016 3-0 2017 4-2 TOTAL 7-2	Alexander Mattison	2016 13-0 2017 4-1 TOTAL 17-1	A.J. Richardson	2015 13-0 2016 13-1 2017 4-3 TOTAL 30-4	Evan Tyler	2016 3-1 2017 0-0 TOTAL 3-1	Cedrick Wilson	2016 13-5 2017 4-4 TOTAL 17-9
Nick Crabtree	2017 1-0 TOTAL 1-0	Haden Hoggarth	2017 4-0 TOTAL 4-0	David Moa	2015 6-0 2016 13-13 2017 4-3 TOTAL 23-16	Leighton Vander Esch	2015 12-0 2016 6-0 2017 4-4 TOTAL 22-4				
Bruno DeRose	2017 4-0 TOTAL 4-0	Tyler Horton	2015 12-2 2016 13-13 2017 4-4 TOTAL 29-19								
Alec Dhaenens	2014 14-2 2015 13-0 2016 13-12 2017 4-2 TOTAL 44-16										

GAMES PLAYED WHEN RANKED (100-15)

SEASON	OPPONENT	COACH	AP	W/L	SCORE	SEASON	OPPONENT	COACH	AP	W/L	SCORE
2002	Louisiana Tech	22	--	W	36-10	2010	Virginia Tech	5	3	W	33-30
2002	Nevada	21	23	W	44-7	2010	Wyoming	3	3	W	51-6
2002	Iowa State	15	18	W	34-16	2010	Oregon State	3	3	W	37-24
Final Ranking		12	15			2010	New Mexico St.	3	3	W	59-0
2003	UTEP	23	24	W	51-21	2010	Toledo	4	4	W	57-14
2003	Fresno State	20	20	W	31-17	2010	San Jose State	3	3	W	48-0
2003	Nevada	18	18	W	56-3	2010	Louisiana Tech	2	2	W	49-20
2003	Hawaii	17	18	W	45-28	2010	Hawai'i	3	2	W	42-7
2003	TCU	16	18	W	34-31	2010	Idaho	4	4	W	52-14
Final Ranking		15	16			2010	Fresno State	3	3	W	51-0
2004	UTEP	23	23	W	47-31	2010	Nevada	3	3	L	31-34 OT
2004	BYU	21	21	W	28-27	2010	Utah State	10	9	W	50-14
2004	SMU	21	23	W	38-20	2010	Utah	10	10	W	26-3
2004	Tulsa	18	21	W	45-42	Final Ranking		7	9		
2004	Fresno State	16	19	W	33-16	2011	Georgia	7	5	W	35-21
2004	Hawaii	15	18	W	69-3	2011	Toledo	4	4	W	40-15
2004	San Jose State	13	14	W	56-49	2011	Tulsa	4	4	W	41-21
2004	Louisiana Tech	12	13	W	55-14	2011	Nevada	5	4	W	30-10
2004	Nevada	10	10	W	58-21	2011	Fresno State	6	5	W	57-7
2004	Louisville	10	10	L	40-44	2011	Colorado State	6	5	W	63-13
Final Ranking		13	12			2011	Air Force	7	5	W	37-26
2005	Georgia	19	18	L	13-48	2011	UNLV	5	5	W	48-21
Final Ranking		-	-			2011	TCU	5	5	L	35-36
2006	Hawaii	25	25	W	41-34	2011	San Diego State	11	10	W	52-35
2006	Utah	22	22	W	36-3	2011	Wyoming	8	7	W	36-14
2006	Louisiana Tech	21	20	W	55-14	2011	New Mexico	8	T9	W	45-0
2006	New Mexico St.	19	20	W	40-28	2011	Arizona State	6	8	W	56-24
2006	Idaho	17	18	W	42-26	Final Ranking		6	8		
2006	Fresno State	14	14	W	45-21	2012	Michigan State	22	24	L	13-17
2006	San Jose State	13	14	W	23-20	2012	BYU		24	W	7-6
2006	Utah State	13	13	W	49-10	2012	New Mexico		24	W	32-29
2006	Nevada	12	12	W	38-7	2012	Southern Miss	25		W	40-14
2006	Oklahoma	9	9	W	43-42 OT	2012	Fresno State	22	24	W	20-10
Final Ranking		6	5			2012	UNLV	22	24	W	32-7
2007	Weber State	23	24	W	56-7	2012	Wyoming	18	21	W	45-14
2007	Washington	20	22	L	10-24	2012	San Diego State	14	19	L	19-21
2007	San Jose State	22	21	W	42-7	2012	Hawai'i	24		W	49-14
2007	Utah State	19	19	W	52-0	2012	Colorado State	22		W	42-14
2007	Idaho	15	17	W	58-14	2012	Nevada	15	25	W	27-21
2007	Hawai'i	17	17	L	27-39	2012	Washington	15	20	W	28-26
2007	East Carolina	22	24	L	38-41	Final Ranking		14	18		
Final Ranking		-	-			2013	Washington	19	19	L	6-38
2008	Louisiana Tech	18	17	W	38-3	Final Ranking		--	--		
2008	Southern Miss	16	15	W	24-7	2014	Utah State	25	25	W	50-19
2008	Hawai'i	16	15	W	27-7	2014	Fresno State	22	22	W	28-14
2008	San Jose State	13	13	W	33-16	2014	Arizona	21	21	W	38-30
2008	New Mexico St.	11	11	W	49-0	Final Ranking		16	16		
2008	Utah State	10	9	W	49-14	2015	Washington	24	23	W	16-13
2008	Idaho	9	9	W	49-10	2015	BYU	22	20	L	24-35
2008	Nevada	9	9	W	41-34	2015	Colorado State	24	25	W	41-10
2008	Fresno State	9	9	W	61-10	2015	Utah State	20	21	L	26-52
2008	TCU	9	9	L	16-17	Final Ranking		NR	NR		
Final Ranking		13	11			2016	Utah State		24	W	21-10
2009	Oregon	16	14	W	19-8	2016	New Mexico	19	19	W	49-21
2009	Miami (OH)	11	12	W	48-0	2016	Colorado State	15	15	W	28-23
2009	Fresno State	10	10	W	51-34	2016	BYU	14	14	W	28-27
2009	Bowling Green	8	8	W	49-14	2016	Wyoming	13	13	L	28-30
2009	UC Davis	5	5	W	34-16	2016	San Jose State	24	24	W	45-31
2009	Tulsa	6	5	W	28-21	2016	Hawaii	24	24	W	52-16
2009	Hawai'i	5	6	W	54-9	2016	UNLV	23	22	W	42-25
2009	San Jose State	5	6	W	45-7	2016	Air Force	19	20	L	20-27
2009	Louisiana Tech	5	5	W	45-35	Final Ranking		NR	NR		
2009	Idaho	6	6	W	63-25						
2009	Utah State	6	6	W	52-21						
2009	Nevada	6	6	W	44-33						
2009	New Mexico St.	6	6	W	42-7						
2009	TCU	6	6	W	17-10						
Final Ranking		4	4								

NON-SATURDAY GAMES

DATE	OPPONENT	DAY	W/L	SCORE	DATE	OPPONENT	DAY	W/L	SCORE
10/19/01	@ (8) Fresno State	FRI	W	35-30	09/16/11	@ Toledo	FRI	W	40-15
10/18/02	Fresno State	FRI	W	67-21	10/07/11	@ Fresno State	FRI	W	57-7
12/31/02	vs. Iowa State*	TUE	W	34-16	12/22/11	vs. Arizona State*	THUR	W	56-24
10/30/03	@ BYU	THUR	W	50-21	08/31/12	@ Michigan State	FRI	L	13-17
11/21/03	@ Fresno State	FRI	W	31-17	09/20/12	BYU	THUR	W	7-6
12/23/03	vs. (19) TCU*	TUE	W	34-31	09/13/13	Air Force	FRI	W	42-20
09/10/04	Oregon State	FRI	W	53-34	09/20/13	@ Fresno State	FRI	L	40-41
09/24/04	BYU	FRI	W	28-27	10/25/13	@ BYU	FRI	L	20-37
10/29/04	Hawaii	FRI	W	69-3	12/24/13	vs. Oregon State *	TUE	L	23-38
12/31/04	vs. Louisville*	FRI	L	40-44	08/28/14	vs. Ole Miss	THUR	L	13-35
09/21/05	Bowling Green	WED	W	48-20	10/17/14	Fresno State	FRI	W	37-27
11/10/05	@ Fresno State	THUR	L	7-27	10/24/14	BYU	FRI	W	55-30
12/28/05	vs. Boston College*	WED	L	21-27	12/31/14	Arizona *	WED	W	38-30
08/31/06	Sacramento State	THUR	W	45-0	09/04/15	Washington	FRI	W	16-13
09/07/06	Oregon State	THUR	W	42-14	09/18/15	Idaho State	FRI	W	52-0
10/15/06	@ New Mexico State	SUN	W	40-28	09/25/15	@ Virginia	FRI	W	56-14
11/01/06	Fresno State	WED	W	45-21	10/16/15	@ Utah State	FRI	L	26-52
01/01/07	vs. (7) Oklahoma*	MON	W	43-42 (OT)	11/20/15	Air Force	FRI	L	30-37
08/31/07	Weber State	FRI	W	56-7	11/27/15	@ San Jose State	FRI	W	40-23
09/27/07	Southern Miss	THUR	W	38-16	12/23/15	vs. Northern Illinois *	WED	W	55-7
10/07/07	New Mexico State	SUN	W	58-0	10/07/16	@ New Mexico	FRI	W	49-21
10/14/07	Nevada	SUN	W	69-67 (4 OT)	10/20/16	BYU	THUR	W	28-27
10/26/07	@ Fresno State	FRI	W	34-21	11/04/16	San Jose State	FRI	W	45-31
11/23/07	@ (13) Hawaii	FRI	L	27-39	11/18/16	UNLV	FRI	W	42-25
12/23/07	vs. East Carolina*	FRI	L	38-41	11/25/16	@ Air Force	FRI	L	20-27
10/01/08	Louisiana Tech	WED	W	38-3	12/27/16	vs. Baylor *	TUE	L	12-31
10/17/08	Hawaii	FRI	W	27-7	09/14/17	New Mexico	THUR	W	28-14
10/24/08	@ San Jose State	FRI	W	33-16	09/22/17	Virginia	FRI	L	23-42
11/28/08	Fresno State	FRI	W	61-10	10/06/17	BYU	FRI		
12/23/08	vs. (11) TCU*	TUE	L	16-17					
09/03/09	(16) Oregon	THUR	W	19-8					
09/18/09	@ Fresno State	FRI	W	51-34					
10/14/09	@ Tulsa	WED	W	28-21					
11/06/09	@ Louisiana Tech	FRI	W	45-35					
11/20/09	@ Utah State	FRI	W	52-21					
11/27/09	Nevada	FRI	W	44-33					
01/04/10	(4) TCU*	MON	W	17-10					
09/06/10	vs. (10) Virginia Tech	MON	W	33-30					
09/26/10	Louisiana Tech	TUE	W	49-20					
11/12/10	@ Idaho	FRI	W	52-14					
11/19/10	Fresno State	FRI	W	51-0					
11/26/10	@ (19) Nevada	FRI	L	31-34 (OT)					
12/22/10	vs. (19) Utah*	WED	W	26-3					

* Bowl Game

Broken Down by Day of the Week:

DAY	REGULAR SEASON	BOWL
Monday	1-0	2-0
Tuesday	1-0	2-3
Wednesday	4-0	3-1
Thursday	8-2	1-0
Friday	29-9	0-2
Sunday	3-0	--
TOTAL	46-11	8-6

ALL-TIME RECORD: 54-17

NATIONALLY TELEVISED GAMES


DATE	OPPONENT	LOC	W/L	SCORE	TV	DATE	OPPONENT	LOC	W/L	SCORE	TV
12/30/99	Louisville	H	W	34-31	ESPN	09/06/10	Virginia Tech	N	W	33-30	ESPN
12/28/00	UTEP	H	W	38-23	ESPN	09/18/10	Wyoming	A	W	51-6	CBS CTV
10/19/01	Fresno State	A	W	35-30	ESPN	09/25/10	Oregon State	H	W	37-24	ABC
10/18/02	Fresno State	H	W	67-21	ESPN	10/26/10	Louisiana Tech	H	W	49-20	ESPN2
12/31/02	Iowa State	H	W	34-16	ESPN	11/06/10	Hawaii	H	W	42-7	ESPNU/3D
10/30/03	BYU	A	W	50-12	ESPN	11/12/10	Idaho	A	W	52-14	ESPN2/3D
11/02/03	Fresno State	A	W	31-17	ESPN2	11/19/10	Fresno State	H	W	51-0	ESPN2
12/06/03	Hawaii	A	W	45-28	ESPN2	11/26/10	Nevada	A	L	31-34 (OT)	ESPN
12/23/03	TCU	N	W	34-31	ESPN	12/22/10	Utah	N	W	26-3	ESPN
09/10/04	Oregon State	H	W	53-34	ESPN	09/03/11	Georgia	N	W	35-21	ESPN
09/24/04	BYU	H	W	28-27	ESPN	09/16/11	Toledo	A	W	40-15	ESPN
10/23/04	Fresno State	H	W	33-16	ESPN2	09/24/11	Tulsa	H	W	41-21	CBS SN
10/29/04	Hawaii	H	W	69-3	ESPN2	10/01/11	Nevada	H	W	30-10	VERSUS
11/13/04	San Jose State	A	W	56-49 (2OT)	ESPN2	10/07/11	Fresno State	A	W	57-7	ESPN
11/22/04	Nevada	A	W	58-21	ESPN	10/15/11	Colorado State	A	W	63-13	The Mtn.
12/31/04	Louisville	N	L	41-44	ESPN	10/22/11	Air Force	H	W	37-26	VERSUS
09/03/05	Georgia	A	L	13-48	ESPN	11/05/11	UNLV	A	W	48-21	CBS SN
09/21/05	Bowling Green	H	W	48-20	ESPN2	11/12/11	TCU	H	L	35-36	VERSUS
11/10/05	Fresno State	A	L	7-27	ESPN	11/19/11	San Diego State	A	W	52-35	CBS SN
12/28/05	Boston College	H	L	20-27	ESPN	11/26/11	Wyoming	H	W	36-14	The Mtn.
09/07/06	Oregon State	H	W	42-14	ESPN	12/03/11	New Mexico	H	W	45-0	The Mtn.
10/15/06	New Mexico St.	A	W	40-28	ESPN	12/22/11	Arizona State	N	W	56-24	ESPN
11/01/06	Fresno State	H	W	45-21	ESPN2	08/31/12	Michigan State	A	L	13-17	ESPN
11/25/06	Nevada	A	W	38-7	ESPN2	09/15/12	Miami (Ohio)	H	W	39-12	NBC SN
01/01/07	Oklahoma	N	W	43-42 (OT)	FOX	09/20/12	BYU	H	W	7-6	ESPN
09/27/07	Southern Miss	H	W	38-16	ESPN	10/13/12	Fresno State	H	W	20-10	NBC SN
10/07/07	New Mexico St.	H	W	58-0	ESPN	10/20/12	UNLV	H	W	32-7	NBC SN
10/14/07	Nevada	H	W	69-67 (4OT)	ESPN	10/27/12	Wyoming	A	W	45-14	CBS SN
10/26/07	Fresno State	A	W	34-21	ESPN2	11/03/12	San Diego State	H	L	19-21	CBS SN
11/23/07	Hawaii	A	L	27-39	ESPN2	11/10/12	Hawai'i	A	W	49-14	NBC SN
12/23/07	East Carolina	N	L	38-41	ESPN	11/17/12	Colorado State	H	W	42-14	NBC SN
10/01/08	Louisiana Tech	H	W	38-3	ESPN	12/01/12	Nevada	A	W	27-21	ABC
10/11/08	Southern Miss	A	W	24-7	CBS CTV	12/22/12	Washington	N	W	28-26	ESPN
10/17/08	Hawaii	H	W	27-7	ESPN	08/31/13	Washington	A	L	6-38	FS1
10/24/08	San Jose State	A	W	33-16	ESPN2	09/13/13	Air Force	H	W	42-20	ESPN
11/21/08	Nevada	A	W	41-34	ESPN2	09/20/13	Fresno State	A	L	40-41	ESPN
11/28/08	Fresno State	H	W	61-10	ESPN2	09/28/13	Southern Miss	H	W	60-7	ESPNU
12/23/08	TCU	N	L	16-17	ESPN	10/12/13	Utah State	A	W	34-23	CBS SN
09/03/09	Oregon	H	W	19-8	ESPN	10/19/13	Nevada	H	W	34-17	CBS SN
09/9/09	Fresno State	A	W	51-34	ESPN	10/25/13	BYU	A	L	20-37	ESPN
10/14/09	Tulsa	A	W	28-21	ESPN	11/02/13	Colorado State	A	W	42-30	CBS SN
11/06/09	Louisiana Tech	A	W	45-35	ESPN2	11/16/13	Wyoming	H	W	48-7	ESPN2
11/14/09	Idaho	H	W	63-25	ESPNU	11/23/13	San Diego State	A	L	31-34 (OT)	CBS SN
11/20/09	Utah State	A	W	52-21	ESPN2	11/30/13	New Mexico	H	W	45-17	ESPN2
11/27/09	Nevada	A	W	44-33	ESPN2	12/24/13	Oregon State	N	L	23-38	ESPN
01/04/10	TCU	N	W	17-10	FOX						

CONTINUED ON NEXT PAGE

NATIONALLY TELEVISED GAMES

DATE	OPPONENT	LOC	W/L	SCORE	TV
08/28/14	Ole Miss	N	L	13-35	ESPN
09/06/14	Colorado State	H	W	37-24	ESPN2
09/13/14	Connecticut	A	W	38-21	ABC/ESPN2
09/20/14	Louisiana	H	W	34-9	CBS SN
09/27/14	Air Force	A	L	14-28	CBS SN
10/04/14	Nevada	A	W	51-46	CBS SN
10/17/14	Fresno State	H	W	37-27	ESPN
10/24/14	BYU	H	W	55-30	ESPN
11/08/14	New Mexico	A	W	60-49	CBS SN
11/15/14	San Diego State	H	W	38-29	ESPNU
11/22/14	Wyoming	A	W	63-14	ESPN2
11/29/14	Utah State	H	W	50-19	ESPN2
12/06/14	Fresno State	H	W	28-14	CBS
12/31/14	Arizona	N	W	38-30	ESPN
09/04/15	Washington	H	W	16-13	ESPN
09/12/15	BYU	A	L	24-35	ESPN2
9/18/15	Idaho State	H	W	52-0	CBS SN
9/25/15	Virginia	A	W	56-12	ESPN
10/03/15	Hawai'i	H	W	55-0	ESPN2
10/10/15	Colorado State	A	W	41-10	CBS SN
10/16/15	Utah State	A	L	26-52	CBS SN
10/24/15	Wyoming	H	W	34-14	ESPN2
10/31/15	UNLV	A	W	55-27	ESPNU
11/14/15	New Mexico	H	L	24-31	ESPNU
11/20/15	Air Force	H	L	30-37	ESPN2
11/27/15	San Jose State	A	W	40-27	CBS SN
12/23/15	N. Illinois	N	W	55-7	ESPN
09/03/16	Louisiana	A	W	45-10	ASN
09/10/16	Washington St.	H	W	31-28	ESPN2
09/24/16	Oregon State	A	W	38-24	FS1
10/01/16	Utah State	H	W	21-10	ESPN2
10/07/16	New Mexico	A	W	49-21	CBS SN
10/15/16	Colorado State	H	W	28-23	ESPN2
10/20/16	BYU	H	W	28-27	ESPN
10/29/16	Wyoming	A	L	28-30	CBS SN
11/04/16	San Jose State	H	W	45-31	ESPN2
11/12/16	Hawaii	A	W	52-16	CBS SN
11/18/16	UNLV	H	W	42-25	ESPN2
11/25/16	Air Force	A	L	20-27	CBS SN
12/27/16	Baylor	N	L	12-31	ESPN
09/02/17	Troy	H	W	24-13	ESPNU
09/09/17	Washington St.	A	L	44-47 (3OT)	ESPN
09/14/17	New Mexico	H	W	28-14	ESPN
09/22/17	Virginia	H	L	23-42	ESPN2
10/06/17	BYU	A			ESPN

ALBERTSONS STADIUM / THE BLUE



Albertsons Stadium - and Lyle Smith Field - is the home of Boise State football and the annual Famous Idaho Potato Bowl.

Smith, who passed away in July of 2017 at the age of 101, is the undisputed father of Bronco football, who from 1946-67 built one of the top junior college programs in the country. When he retired from his head coaching position to become the athletic director, Smith had a record of 156-25-6 (.850).

Completed during the summer of 1970 at a cost of \$2.2 million, what was originally known as Bronco Stadium had a seating capacity of 14,500. Since that time the stadium has expanded four times to its current capacity of 36,387.

Boise State established a first in 1986 by installing the first blue AstroTurf in the country. The second blue AstroTurf field was installed in 1995, with the third going in prior to the 2002 season. The first Blue FieldTurf surface was installed in 2008. A second Blue FieldTurf field was installed prior to the 2010 season, making a total of five different blue fields at the stadium.

Boise State's was the first collegiate stadium to have the entire field produced in a special color.

Since 1986, Boise State is a combined 173-37 on The Blue, a winning percentage of .824. And since 2000, Boise State has gone 104-7 at home (.937), the highest winning percentage in the country during that time.

Overall, since the construction of Albertsons Stadium in 1970, Boise State is 256-54 (.826), the highest winning percentage of any stadium in the country built before 1980.

BLOCKED KICKS

The following is a breakdown of blocked kicks since 1990:

SEASON	PAT	FG	PUNT	TOTAL
1990	2	5	5	12
1991	0	2	1	3
1992	0	0	2	2
1993	3	3	1	7
1994	2	2	0	4
1995	1	1	0	2
1996	0	1	1	2
1997	0	2	1	3
1998	0	0	0	0
1999	0	2	3	5
2000	0	0	3	3
2001	0	0	1	1
2002	0	1	4	5
2003	0	1	4	5
2004	1	1	2	4
2005	1	1	1	3
2006	0	2	0	2
2007	3	4	4	11
2008	0	2	2	4
2009	0	0	1	1
2010	0	2	2	4
2011	3	0	4	7
2012	0	1	0	1
2013	0	3	0	3
2014	0	2	1	3
2015	0	1	1	2
2016	0	2	1	3
2017	0	0	1	1

RANKED OPPONENTS

The following is a list of ranked opponents the Broncos have faced since joining the Football Bowl Subdivision in 1996:

SEASON	OPPONENT	BSU	LOC	W/L	RES
1996	(5) Arizona State	A		L	7-56
1997	(15) Washington State	A		L	0-58
1999	(17) UCLA	A		L	7-38
2001	(21) South Carolina	A		L	13-32
2001	(8) Fresno State	A		W	35-30
2003	(19) TCU	(18)	A	W	34-31
2004	(8) Louisville		N	L	40-44
2005	(13) Georgia	(18)	A	L	13-48
2005	(20) Fresno State		A	L	7-27
2005	(19) Boston College		H	L	21-27
2006 ('07)	(7) Oklahoma	(9)	N	W	43-42 (OT)
2007	(13) Hawaii	(17)	A	L	29-39
2008	(12) Oregon		A	W	37-32
2008	(11) TCU	(9)	N	L	16-17
2009	(16) Oregon	(14)	H	W	19-8
2009 ('10)	(4) TCU	(6)	N	W	17-10
2010	(10) Virginia Tech	(3)	N	W	33-30
2010	(24) Oregon State	(3)	H	W	37-24
2010	(19) Nevada	(4)	A	L	31-34 (OT)
2010	(20) Utah	(10)	N	W	26-3
2011	(19) Georgia	(5)	N	W	35-21
2011	(24) TCU	(5)	H	L	35-36
2012	(13) Michigan State	(24)	A	L	13-17
2013	(25) Fresno State		A	L	40-41
2014	(18) Ole Miss		N	L	13-35
2014	(10) Arizona	(20)	N	W	38-30
2017	(20) Washington State		A	L	44-47 (3OT)

ALL-TIME RECORD: 11-16

OVERTIME GAMES

YEAR	OPPONENT	LOC	W/L	SCORE	# OT
1988	N. Arizona	A	W	24-21	1
1990	Nevada	A	L	52-59	3
1997	Idaho	A	W	30-23	1
1998	Idaho	H	L	35-36	1
2004	San Jose State	A	W	56-49	2
2006	Oklahoma	N	W	43-42	1
2007	Nevada	H	W	69-67	4
2010	Nevada	A	L	31-34	1
2013	San Diego State	A	L	31-34	1
2017	Washington State	A	L	44-47	3

ALL-TIME RECORD: 5-5

THE LAST TIME (INDIVIDUAL)

TOTAL OFFENSE

Yards

500+ Kellen Moore (507)
..... Nov. 6, 2010; Hawai'i
400+ Brett Rypien (427)
..... Oct. 20, 2016; BYU
300+ Brett Rypien (305)
..... Dec. 27, 2016; Baylor

PASSING

Yards

500+ Brett Rypien (503)
..... Nov. 14, 2015; New Mexico
400+ Brett Rypien (442)
..... Oct. 20, 2016; BYU
300+ Brett Rypien (305)
..... Dec. 27, 2016; Baylor

300+ Passing at Halftime

..... Brett Rypien (317; 16-24)
..... Oct. 20, 2016; BYU

Attempts

60+ Brett Rypien (74)
..... Nov. 14, 2015; New Mexico
50+ Brett Rypien (51)
..... Dec. 27, 2016; Baylor
40+ Brett Rypien (42)
..... Sept. 22, 2017; Virginia
30+ Brett Rypien (42)
..... Sept. 22, 2017; Virginia

Completions

40+ Brett Rypien (40)
..... Nov. 14, 2015; New Mexico
30+ Brett Rypien (32)
..... Dec. 27, 2016; Baylor
20+ Brett Rypien (24)
..... Sept. 22, 2017; Virginia

Pass Percentage (Min. 15 Attempts)

.800+ Brett Rypien (.818/18-22)
..... Nov. 12, 2016; Hawai'i
.700+ Montell Cozart (.789/15-19)
..... Sept. 14, 2017; New Mexico
.600+ Montell Cozart (.789/25-19)
..... Sept. 14, 2017; New Mexico

Touchdown Passes

6+ Jim McMillan (6)
..... Nov. 16, 1974; Montana
5+ Brett Rypien (5)
..... Oct. 7, 2016; New Mexico
4+ Brett Rypien (4)
..... Nov. 12, 2016; Hawai'i
3+ Brett Rypien (4)
..... Nov. 12, 2016; Hawai'i

Passes Had Intercepted

5+ Mike Virden (6)
..... Oct. 28, 1989; Montana
4+ Grant Hedrick (4)
..... Sept. 27, 2014; Air Force
3+ Brett Rypien (3)
..... Sept. 10, 2016; Washington State

RUSHING

Yards

250+ Eron Hurley (254)
..... Nov. 21, 1998; Idaho
200+ Jeremy McNichols (206)
..... Nov. 18, 2016; UNLV
150+ Jeremy McNichols (206)
..... Nov. 18, 2016; UNLV
100+ Jeremy McNichols (206)
..... Nov. 18, 2016; UNLV

100-Yards by Halftime

..... Jeremy McNichols (147)
..... Nov. 12, 2016; Hawai'i

Multiple Players with 100+

..... Jeremy McNichols (158) /
..... Alexander Mattison (100)
..... Nov. 4, 2016; San Jose State

Attempts

35+ Jeremy McNichols (40)
..... Oct. 15, 2016; Colorado State
30+ Jeremy McNichols (31)
..... Nov. 18, 2016; UNLV
25+ Jeremy McNichols (31)
..... Nov. 18, 2016; UNLV
20+ Jeremy McNichols (22)
..... Nov. 25, 2016; Air Force

Yards Per Carry (Min. 10 Attempts)

10.0+ D.J. Harper (10.7)
..... Nov. 17, 2012; Colorado State
8.0+ Jeremy McNichols (9.6)
..... Nov. 12, 2016; Hawai'i
6.0+ Montell Cozart (7.9)
..... Sept. 14, 2017; New Mexico

Touchdowns

5+ Jay Ajayi (5)
..... Nov. 29, 2014; Utah State
4+ Jeremy McNichols (4)
..... Nov. 18, 2016; UNLV
3+ Jeremy McNichols (4)
..... Nov. 18, 2016; UNLV

Longest Run From Scrimmage

80+ Jeremy McNichols (80)
..... Oct. 15, 2016; Colorado State
70+ Jeremy McNichols (80)
..... Oct. 15, 2016; Colorado State
60+ Jeremy McNichols (80)
..... Oct. 15, 2016; Colorado State
50+ Jeremy McNichols (56)
..... Nov. 25, 2016; Air Force
40+ Alexander Mattison (49)
..... Sept. 2, 2017; Troy

RECEIVING

Receptions

15+ Thomas Sperbeck (20)
..... Nov. 14, 2015; New Mexico
10+ Cedrick Wilson (13)
..... Sept. 22, 2017; Virginia
8+ Cedrick Wilson (13)
..... Sept. 22, 2017; Virginia
5+ Cedrick Wilson (13) /
..... A.J. Richardson (5) / Jake Roh (5)
..... Sept. 22, 2017; Virginia

10 Receptions at Halftime

..... Shane Williams-Rhodes (10)
..... Nov. 16, 2013; Wyoming

Yards

250+ Thomas Sperbeck (281)
..... Nov. 14, 2015; New Mexico
200+ Cedrick Wilson (209)
..... Sept. 22, 2017; Virginia
150+ Cedrick Wilson (209)
..... Sept. 22, 2017; Virginia
100+ Cedrick Wilson (209)
..... Sept. 22, 2017; Virginia

100+ Receiving at Halftime

..... Cedrick Wilson (106; 6 receptions)
..... Nov. 12, 2016; Hawai'i

Multiple Receivers w/ 10-plus Rec

..... Shane Williams-Rhodes (14) /
..... Jay Ajayi (12)
..... Aug. 28, 2014; Ole Miss

Multiple 100-yard Receivers

..... Cedrick Wilson (193) /
..... Thomas Sperbeck (123)
..... Nov. 25, 2016; Air Force

Yards Per Catch (Min. Five Rec.)

40.0+ Al Marshall (40.8/5-204)
..... Nov. 4, 1972; Portland State
30.0+ Thomas Sperbeck (35.6/5-178)
..... Oct. 10, 2015; Colorado State
20.0+ Thomas Sperbeck (24.6/5-123)
..... Nov. 25, 2016; Air Force

THE LAST TIME (INDIVIDUAL)

Touchdowns

4+ Austin Pettis (4)
..... Nov. 14, 2009; Idaho
3+ Cedrick Wilson (3)
..... Oct. 7, 2016; New Mexico
2+ Jake Roh (2)
..... Sept. 14, 2017; New Mexico

Longest Reception

90+ Lawrence Bady (98)
..... Oct. 18, 2003; SMU
80+ Thomas Sperbeck (82)
..... Oct. 10, 2015; Colorado State
70+ Cedrick Wilson (75)
..... Nov. 25, 2016; Air Force
60+ Cedrick Wilson (75)
..... Nov. 25, 2016; Air Force
50+ Cedrick Wilson (75)
..... Nov. 25, 2016; Air Force

MISC.

100+ Yard Rush/Receiving

..... Jeremy McNichols
..... 140 rushing/109 receiving
..... Oct. 20, 2016; BYU

Threw and Caught a TD Pass

..... Thomas Sperbeck
..... (11-yd passes/12-yd catch)
..... Oct. 15, 2016; Colorado State

Fumble Recovered for a TD

..... Curtis Weaver (55-yard recovery)
..... Sept. 9, 2017; Washington State

Multiple Players Threw for TDs

4+ Kellen Moore (2) /
..... Tanyon Bissell (1) /
..... Mike Coughlin (1) / Vinny Perretta (1)
..... Nov. 8, 2008; Utah State
3+ Kellen Moore (2) /
..... Tanyon Bissell (1) /
..... Mike Coughlin (1) / Vinny Perretta (1)
..... Nov. 8, 2008; Utah State
2+ Brett Rypien (1) /
..... Thomas Sperbeck (1)
..... Oct. 15, 2016; Colorado State

DEFENSE

Interceptions

4+ Steve Forrey (4)
..... 1968; Idaho State
3+ Brandyn Thompson (3)
..... Oct. 17, 2008; Hawai'i
2+ Donte Deayon (2)
..... Sept. 12, 2015; BYU

Interception Return for a TD

..... Tyler Horton (85 yards)
..... Sept. 10, 2016; Washington State

Total Tackles

25+ Scott Russell (28)
..... Sept. 17, 1988; Northern Arizona
20+ Scott Russell (28)
..... Sept. 17, 1988; Northern Arizona
15+ Leighton Vander Esch (16)
..... Sept. 9, 2017; Washington State
10+ Leighton Vander Esch (10)
..... Sept. 22, 2017; Virginia

Solo Tackles

10+ Leighton Vander Esch (10)
..... Sept. 9, 2017; Washington State

Sacks

4+ Chris Wing (4.0)
..... Sept. 7, 1996; Portland State
3+ Kamalei Correa (3.0)
..... Nov. 22, 2014; Wyoming
2+ Leighton Vander Esch (2.0)
..... Sept. 9, 2017; Washington State

Tackles For Loss

4+ Shea McClellin (4.0)
..... Sept. 6, 2010; Virginia Tech
3+ Tanner Vallejo (3.0)
..... Dec. 6, 2014; Fresno State

SPECIAL TEAMS

Kickoff Returns

7+ Jeremy McNichols (7)
..... Nov. 15, 2014; San Diego State
6+ Jeremy McNichols (7)
..... Nov. 15, 2014; San Diego State
5+ Jeremy McNichols (7)
..... Nov. 15, 2014; San Diego State

Longest Kickoff Return

90+ Bryan Douglas (100)
..... Nov. 23, 2013; San Diego State
80+ Bryan Douglas (100)
..... Nov. 23, 2013; San Diego State
70+ Bryan Douglas (76)
..... Nov. 30, 2013; New Mexico
60+ Bryan Douglas (76)
..... Nov. 30, 2013; New Mexico
50+ Cedrick Wilson (55)
..... Sept. 2, 2017; Troy

Kickoff Return for a TD

..... Bryan Douglas (100)
..... Nov. 23, 2013; San Diego State

Punt Return

9+ Rick Woods (9)
..... Oct. 20, 1979; Idaho State
7+ Quinton Jones (7)
..... Dec. 28, 2005; Boston College
6+ Kyle Wilson (6)
..... Nov. 21, 2008; Nevada

Punt Return Yardage

150+ Quinton Jones (151)
..... Dec. 28, 2005; Boston College
100+ Avery Williams (124)
..... Sept. 2, 2017; Troy

Longest Punt Return

90+ Kyle Wilson (90)
..... Nov. 28, 2008; Fresno State
80+ Avery Williams (81)
..... Sept. 2, 2017; Troy
70+ Avery Williams (81)
..... Sept. 2, 2017; Troy
60+ Avery Williams (81)
..... Sept. 2, 2017; Troy
50+ Avery Williams (81)
..... Sept. 2, 2017; Troy

Punt Return for a TD

..... Avery Williams (81)
..... Sept. 2, 2017; Troy

Punts

10+ Danny Weeks (11)
..... Oct. 26, 1991; Nevada
8+ Sean Wale (8)
..... Sept. 12, 2015; BYU
6+ Quinn Skillin (6)
..... Sept. 22, 2017; Virginia

Punt Average (Min. Five Punts)

50.0+ Trevor Harman (53.2/5-266)
..... Nov. 12, 2010; Idaho
48.0+ Sean Wale (49.0/6-294)
..... Nov. 25, 2016; Air Force
46.0+ Sean Wale (49.0/6-294)
..... Nov. 25, 2016; Air Force

Field Goals

5+ Roberto Moran (5)
..... Nov. 2, 1985; Idaho State
4+ Tyler Rausa (4)
..... Sept. 25, 2015; Virginia
3+ Haden Hoggarth (3)
..... Sept. 9, 2017; Washington State

Long Field Goals

55+ Roberto Moran (56)
..... Sept. 14, 1985; UC Davis
50+ Tyler Rausa (51)
..... Sept. 25, 2015; Virginia
45+ Tyler Rausa (45, 2x)
..... Nov. 20, 2015; Air Force

Points After Touchdown

10+ Anthony Montgomery (10)
..... Nov. 19, 2005; Idaho
9+ Dan Goodale (9)
..... Sept. 7, 2013; UT Martin
8+ Dan Goodale (8)
..... Nov. 22, 2014; Wyoming
7+ Tyler Rausa (7)
..... Nov. 12, 2016; Hawai'i

THE LAST TIME (TEAM)

OFFENSE - TEAM

Yards of Total Offense

700+	UNLV (705)
	Oct. 31, 2015
600+	Hawai'i (603)
	Nov. 12, 2016
500+	Hawai'i (603)
	Nov. 12, 2016

Fewest Yards of Total Offense

100-	Fresno State (69)
	Sept. 17, 1977
200-	Montana (191)
	Oct. 12, 1991
300-	New Mexico (264)
	Sept. 14, 2017

Passing Yards

500+	New Mexico (503)
	Nov. 14, 2015
400+	BYU (442)
	Oct. 20, 2016
300+	Virginia (353)
	Sept. 22, 2017

Fewest Passing Yards

50-	Northern Arizona (49)
	Nov. 11, 1978
100-	North Texas (78)
	Oct. 18, 1997
150-	New Mexico (137)
	Sept. 14, 2017

Passing Touchdowns

6+	Idaho (6)
	Nov. 14, 2009
5+	New Mexico (5)
	Oct. 7, 2016
4+	Hawai'i (4)
	Nov. 12, 2016

Rushing Yards

500+	Montana (531)
	Oct. 27, 1973
400+	Nevada (407)
	Oct. 19, 2013
300+	San Jose State (300)
	Nov. 27, 2015

Fewest Rushing Yards

0-	Northern Arizona (-11)
	Oct. 9, 1993
50-	Virginia (30)
	Sept. 22, 2017
100-	Virginia (30)
	Sept. 22, 2017

Rushing Touchdowns

8+	San Jose State (8)
	Nov. 13, 2004
7+	Weber State (7)
	Aug. 30, 2007
6+	UNLV (6)
	Nov. 18, 2016
5+	UNLV (6)
	Nov. 18, 2016

Points Scored

70+	Idaho (70)
	Nov. 19, 2005
60+	Wyoming (63)
	Nov. 22, 2014
50+	Hawai'i (52)
	Nov. 12, 2016
40+	Washington State (44)
	Sept. 9, 2017

Fewest Points Scored

0	Washington State (0)
	Sept. 27, 1997
7-	Washington (6)
	Aug. 31, 2013
14-	Baylor (12)
	Dec. 27, 2016

Scoring Differential (+)

50+	Hawai'i (55-0; +55)
	Oct. 3, 2015
40+	Northern Illinois (55-7; +48)
	Nov. 23, 2015
30+	Hawai'i (52-16; +36)
	Nov. 12, 2016
20+	Hawai'i (52-16; +36)
	Nov. 12, 2016

DEFENSE - TEAM

Fumbles Recovered

6+	Northeastern Louisiana (6)
	Nov. 15, 1986
5+	Eastern Washington (5)
	Oct. 14, 2000

Interceptions

7+	Cal Poly (7)
	Nov. 17, 1979
6+	Northern Iowa (6)
	Nov. 24, 1990
5+	Idaho (5)
	Nov. 14, 2009
4+	Virginia (4)
	Sept. 25, 2015

Fewest Yards Allowed

50-	Northern Illinois (33)
	Dec. 23, 2015
100-	Northern Illinois (33)
	Dec. 23, 2015
150-	Northern Illinois (33)
	Dec. 23, 2015

Most Total Yards Allowed

600+	Air Force (607)
	Nov. 20, 2015
500+	Baylor (515)
	Dec. 27, 2016
400+	Virginia (440)
	Sept. 22, 2017

Fewest Passing Yards Allowed

0-	Northern Arizona (-4)
	Oct. 25, 1975
50-	Air Force (45)
	Nov. 25, 2016
100-	New Mexico (79)
	Sept. 14, 2017

Most Passing Yards Allowed

600+	Louisiana Tech (602)
	Oct. 3, 1998
500+	New Mexico State (526)
	Oct. 15, 2006
400+	Washington State (433)
	Sept. 9, 2017

Fewest Rushing Yards Allowed

0-	Northern Illinois (-5)
	Dec. 23, 2015
50-	Washington State (22)
	Sept. 9, 2017
100-	Washington State (22)
	Sept. 9, 2017

Most Rushing Yards Allowed

400+	New Mexico (505)
	Nov. 8, 2014
300+	Air Force (314)
	Nov. 25, 2016
200+	Air Force (314)
	Nov. 25, 2016

Fewest Points Allowed

0-	Hawai'i (0)
	Oct. 3, 2015
3-	Hawai'i (0)
	Oct. 3, 2015
7-	Northern Illinois (7)
	Dec. 23, 2015

Most Points Allowed

60+	Nevada (67)
	Oct. 14, 2007
50+	Utah State (52)
	Oct. 16, 2015
40+	Virginia (42)
	Sept. 22, 2017

GAME-BY-GAME SUMMARIES


GAME ONE

Boise State vs Troy

Sept. 2, 2017

Albertsons Stadium • Boise, Idaho
Att.: 31,581 • TV: ESPNU

BOISE, Idaho (AP) - Just before Boise State's Avery Williams touched the ball for the first time, he couldn't even see it. Still, the ball fell into his hands and 81 yards later, he was standing in the end zone. Williams' punt return in the first quarter sparked Boise State, while the Broncos' defense stymied Troy all game long to post a 24-13 victory in the season opener for both teams. Troy mustered only 215 yards, matching the Trojans' lowest offensive output since a 66-0 loss to Georgia in 2014. The Trojans' only touchdown came on a 53-yard interception return by Blace Brown.



SCORE BY QUARTER	1	2	3	4	F
Troy	3	7	0	3	13
Boise State	7	10	0	7	24

SCORING SUMMARY

FIRST QUARTER

13:24 BSU A. Williams 81-yd punt return (Hoggarth kick)
10:14 TROY Underwood 38-yd field goal 8 plays, 54 yards, TOP: 3:10

SECOND QUARTER

7:51 BSU Mattison 49-yd run (Hoggarth kick) 6 plays, 77 yards, TOP: 3:15
2:30 TROY Brown 53-yd interception return (Underwood kick)
0:27 BSU Hoggarth 41-yd field goal 6 plays, 18 yards, TOP: 2:03

THIRD QUARTER

FOURTH QUARTER

10:59 TROY Underwood 39-yd field goal 9 plays, 30 yards, TOP: 3:51
2:12 BSU Roh 7-yd pass from Cozart (Hoggarth kick) 10 plays, 49 yards, TOP: 5:05

TEAM STATISTICS

	TROY	BOISE STATE
First Downs	11	19
Net Yards Rushing	76	147
Net Yards Passing	139	210
Completions-Attempts-Int.	17-34-1	19-32-1
Total Offense (plays-yards)	63-215 (3.4)	76-357 (4.7)
Fumbles: Number-Lost	3-2	1-1
Penalties: Number-Yards	8-60	7-47
Punts-Yards	7-347 (49.6)	4-143 (35.8)
Kickoff returns-Yds-TD	1-16-0 (16.0)	2-103-0 (51.5)
Punt returns-Yards-TD	1-9-0 (9.0)	5-124-1 (24.8)
Interceptions-Yds-TD	1-53-1	1-0-0
Time of Possession	24:24	35:36
Third-Down Conversions	4-of-15	9-of-19
Fourth-Down Conversions	1-of-1	0-of-4
Red-Zone Scores-Chances	2-for-3	1-for-2
Sacks By: Number-Yards	4-25	4-16

INDIVIDUAL STATISTICS

Boise State
Rushing (Rushes-Yards-TDs): Mattison (13-82-1), Wolpin (17-47-0), Cozart (8-36-0), Mahone (1-6-0), Rypien (5-{-24}-0)
Passing (Comp.-Att.-TD-Int.-Yards): Rypien (13-23-0-1-160), Cozart (6-9-1-0-50)
Receiving (Receptions-Yards-TDs): Wilson (4-65-0), Richardson (4-39-0), Wolpin (2-37-0), Evans (2-26-0), Roh (2-14-1), Mattison (1-16-0), Blakley (1-13-0), Modster (1-3-0), Butler (1-0-0), Thomas (1-{-3}-0)
Interceptions: Nawahine (1)
Sacks: Weaver (2.0), Vander Esch (1.0), Whitney (1.0)

Troy
Rushing (Rushes-Yards-TDs): Chunn (11-41-0), Henderson (4-37-0), Barker (1-13-0), Smith (2-7-0), McCormick (1-{-2}-0), Anderson (3-{-3}-0), Daughtry-Frye (1-{-4}-0), Silvers (6-{-13}-0)
Passing (Comp.-Att.-TD-Int.-Yards): Silvers (17-33-0-1-139), Barker (0-1-0-0-0)
Receiving (Receptions-Yards-TDs): Thompson (4-25-0), Willis (2-27-0), Douglas (2-26-0), Letton (2-19-0), Johnson (2-9-0), McCormick (2-4-0), Quisenberry (1-15-0), Davis (1-8-0), Chunn (1-6-0)
Interceptions: Brown (1)
Sacks: Barker (1.0), Bridges (1.0), Sanders (1.0), Stodom (1.0)


GAME TWO

Boise State @ #20 Wazzu

Sept. 9, 2017

Martin Stadium • Pullman, Wash.
Att.: 32,631 • TV: ESPN

PULLMAN, Wash. (AP) - Jamal Morrow caught a 23-yard pass and dove across the goal line in the third overtime to lift No. 20 Washington State to a 47-44 comeback victory over Boise State. Officials reviewed the play to make sure Morrow remained inbounds as he ran toward the end zone on the left side and left his feet near the pylon. It was ruled a touchdown for Washington State (2-0), which trailed by 21 points in the fourth quarter. Boise State quarterback Montell Cozart came off the bench to spark his team for the second game in a row, but the Broncos (1-1) could not hold a big lead late in the game.



SCORE BY QUARTER	1	2	3	4	OT	OT	OT	F
Boise State	7	3	7	14	3	7	3	44
Washington State	7	3	0	21	3	7	6	47

SCORING SUMMARY

FIRST QUARTER

12:07 BSU Mattison 4-yd run (Hoggarth kick) 6 plays, 75 yards, TOP: 2:53
4:47 WSU Taylor 7-yd fumble return (Powell kick)

SECOND QUARTER

9:14 BSU Hoggarth 34-yd field goal 10 plays, 57 yards, TOP: 5:26
0:41 WSU Powell 20-yd field goal 10 plays, 74 yards, TOP: 2:44

THIRD QUARTER

4:10 BSU Cozart 14-yd run (Hoggarth kick) 6 plays, 48 yards, TOP: 2:36

FOURTH QUARTER

14:53 BSU Wilson 47-yd pass from Cozart (Hoggarth kick) 2 plays, 50 yards, TOP: 0:33
10:53 BSU Weaver 55-yd fumble return (Hoggarth kick)
8:00 WSU Calvin 17-yd pass from Hilinski (Powell kick) 8 plays, 75 yards, TOP: 2:53
5:51 WSU Pelluer 36-yd interception return (Powell kick)
1:44 WSU Morrow 6-yd pass from Hilinski (Powell kick) 4 plays, 24 yards, TOP: 1:07

OT1

BSU Hoggarth 29-yd kick 7 plays, 13 yards
WSU Powell 22-yd kick 7 plays, 19 yards

OT2

WSU Wicks 1-yd run (Powell kick) 6 plays, 25 yards
BSU Wilson 15-yd pass from Cozart (Hoggarth kick) 4 plays, 25 yards

OT3

BSU Hoggarth 37-yd field goal 4 plays, 5 yards
WSU Morrow 22-yd pass from Hilinski 2 plays, 25 yards

TEAM STATISTICS

	BOISE STATE	WAZZU
First Downs	19	25
Net Yards Rushing	164	22
Net Yards Passing	237	433
Completions-Attempts-Int.	19-28-1	49-67-2
Total Offense (plays-yards)	72-401 (5.6)	94-455 (4.8)
Fumbles: Number-Lost	3-3	2-1
Penalties: Number-Yards	5-34	5-55
Punts-Yards	5-220 (44.0)	7-288 (41.1)
Kickoff returns-Yds-TD	4-65-0 (16.2)	2-36-0 (18.0)
Punt returns-Yards-TD	3-4-0 (1.3)	2-8-0 (4.0)
Interceptions-Yds-TD	2-0-0	1-36-1
Time of Possession	28:52	31:08
Third-Down Conversions	5-of-14	9-of-20
Fourth-Down Conversions	0-of-0	0-of-0
Red-Zone Scores-Chances	6-for-7	5-for-6
Sacks By: Number-Yards	5-49	4-23

INDIVIDUAL STATISTICS

Boise State
Rushing (Rushes-Yards-TDs): Cozart (14-72-1), Mattison (14-63-1), Wolpin (9-29-0), Thomas (1-7-0), Butler (1-0-0), Rypien (3-{-3}-0), Team (2-{-4}-0)
Passing (Comp.-Att.-TD-Int.-Yards): Cozart (12-20-2-1-161), Rypien (7-8-0-0-76)
Receiving (Receptions-Yards-TDs): Wilson (9-147-2), Richardson (3-22-0), Mattison (3-12-0), Dhaenens (1-44-0), Modster (1-7-0), Roh (1-6-0), Butler (1-{-1}-0)
Interceptions: Horton (1), Miles (1)
Sacks: Vander Esch (2.0), Frazier (1.0), Maeva (1.0), Moe (1.0)

Washington State
Rushing (Rushes-Yards-TDs): Williams (14-31-0), Morrow (4-22-0), Falk (4-4-0), Wicks (1-1-0), Hilinski (4-{-36}-0)
Passing (Comp.-Att.-TD-Int.-Yards): Falk (24-34-0-1-193), Hilinski (25-33-3-1-240)
Receiving (Receptions-Yards-TDs): Williams (10-36-0), Johnson-Mack (8-81-0), Tav. Martin (8-66-0), Bell (7-107-0), Morrow (6-36-2), Sweet (4-46-0), Dimry (2-28-0), Calvin (2-24-1), Tav. Martin (1-5-0), Wicks (1-4-0)
Interceptions: Pelluer (1)
Sacks: Luvu (2.5), Oguayo (1.0), Mata'afa (0.5)

GAME-BY-GAME SUMMARIES

GAME THREE

Boise State vs New Mexico

Sept. 14, 2017

Albertsons Stadium • Boise, Idaho
Att.: 28,385 • TV: ESPN

BOISE, Idaho (AP) - Jake Roh caught two touchdown passes and took a direct snap for a 6-yard TD run, and Boise State pulled away in the fourth quarter to beat New Mexico 28-14 in the MW opener for both teams. Playing five days after losing a triple-overtime heartbreaker at Washington State, the Broncos (2-1) used two big special teams plays early in the fourth quarter to setup Roh's touchdown run that finally gave Boise State some cushion. Montrell Cozart was 15 of 19 for 137 yards passing, and added 71 yards rushing including a 28-yard TD run in the first quarter.



SCORE BY QUARTER	1	2	3	4	F
New Mexico	0	7	0	7	14
Boise State	7	7	0	14	28

SCORING SUMMARY

FIRST QUARTER

9:49 BSU Cozart 28-yd run (Hoggarth kick) 5 plays, 46 yards, TOP: 2:03

SECOND QUARTER

14:15 UNM Owens 5-yd run (Sanders kick) 10 plays, 42 yards, TOP: 4:37

9:47 BSU Roh 5-yd pass from Cozart (Hoggarth kick) 8 plays, 90 yards, TOP: 4:28

THIRD QUARTER

FOURTH QUARTER

11:55 BSU Roh 6-yd run (Hoggarth kick) 3 plays, 17 yards, TOP: 1:01

3:11 BSU Roh 15-yd pass from Cozart (Hoggarth kick) 8 plays, 58 yards, TOP: 4:27

1:11 UNM Umeh 14-yd pass from Gerhart (Sanders kick) 6 plays, 75 yards, TOP: 2:00

TEAM STATISTICS

	NEW MEXICO	BOISE STATE
First Downs	18	12
Net Yards Rushing	198	127
Net Yards Passing	79	137
Completions-Attempts-Int.	8-16-1	15-19-0
Total Offense (plays-yards)	67-277 (4.1)	51-264 (5.2)
Fumbles: Number-Lost	1-1	0-0
Penalties: Number-Yards	1-5	8-73
Punts-Yards	6-250 (41.7)	6-258 (43.0)
Kickoff returns-Yds-TD	2-38-0 (19.0)	1-19-0 (19.0)
Punt returns-Yards-TD	2-4-0 (2.0)	2-28-0 (14.0)
Interceptions-Yds-TD	0-0-0	1-2-0
Time of Possession	33:04	26:56
Third-Down Conversions	3-of-13	4-of-11
Fourth-Down Conversions	2-of-4	0-of-1
Red-Zone Scores-Chances	2-for-2	3-for-3
Sacks By: Number-Yards	1-1	1-16

INDIVIDUAL STATISTICS

Boise State

Rushing (Rushes-Yards-TDs): Cozart (9-71-1), Wolpin (11-39-0), Mattison (6-10-0), Mahone (2-7-0), Roh (1-6-1), Team (1-{-6}-0)

Passing (Comp.-Att.-TD-Int.-Yards): Cozart (15-19-2-0-137)

Receiving (Receptions-Yards-TDs): Wilson (3-64-0), Roh (3-25-2), Modster (3-12-0), Wolpin (2-8-0), Richardson (1-11-0), Mattison (1-9-0), Dhaenens (1-8-0), Thomas (1-0-0)

Interceptions: Vander Esch (1)

Sacks: Frazier (1.0)

New Mexico

Rushing (Rushes-Yards-TDs): Gerhart (8-49-0), Owens (14-46-1), McQuarley (10-36-0), Chestnut (5-28-0), L. Jordan (9-20-0), R. Jordan (4-12-0), Griffin IV (1-7-0)

Passing (Comp.-Att.-TD-Int.-Yards): Gerhart (7-13-1-1-67), Jordan (1-2-0-0-12), Team (0-1-0-0-0)

Receiving (Receptions-Yards-TDs): Hart-Johnson (2-24-0), Davis (2-22-0), Reed (2-17-0), Umeh (1-14-1), R. Jordan (1-2-0)

Interceptions: None

Sacks: Parker (1.0)

GAME FOUR

Boise State vs Virginia

Sept. 22, 2017

Albertsons Stadium • Boise, Idaho
Att.: 33,947 • TV: ESPN2

BOISE, Idaho (AP) - After losing 20 of its last 21 road games coming in, Virginia had a festive vibe in its locker room following a 42-23 dismantling of Boise State with plenty of players excited about the 2,400-mile flight home. Kurt Benkert threw for 273 yards and three touchdowns as the Cavaliers handed Boise State its worst home loss since 2001. Virginia (3-1) notched its first win west of the Mississippi River since 1991 when it beat BYU 45-40. In avenging an embarrassing 56-14 loss to Boise State in 2015, the Cavaliers also surpassed their win total from last season. Boise State (2-2) hasn't suffered a double-digit loss at home since the 2001 season.



SCORE BY QUARTER	1	2	3	4	F
Virginia	7	14	14	7	42
Boise State	7	7	0	9	23

SCORING SUMMARY

FIRST QUARTER

12:02 BSU Wolpin 5-yd run (Hoggarth kick) 7 plays, 80 yards, TOP: 2:58

3:07 UVA Ellis 2-yd run (Mejia kick) 9 plays, 53 yards, TOP: 4:24

SECOND QUARTER

4:11 UVA Levrone 30-yd pass from Benkert (Mejia kick) 7 plays, 88 yards, TOP: 2:59

1:07 UVA Dowling 27-yd pass from Benkert (Mejia kick) 2 plays, 35 yards, TOP: 0:31

0:21 BSU Roh 2-yd run (Hoggarth kick) 7 plays, 65 yards, TOP: 0:31

THIRD QUARTER

13:31 UVA Levrone 64-yd pass from Benkert (Mejia kick) 3 plays, 75 yards, TOP: 1:29

6:51 UVA Zaccheaus 56-yd run (Mejia kick) 1 plays, 56 yards, TOP: 0:06

FOURTH QUARTER

14:14 UVA Ellis 1-yd run (Mejia kick) 9 plays, 70 yards, TOP: 3:42

2:07 BSU Team Safety

1:03 BSU Wilson 40-yd pass from Cozart (Hoggarth kick) 4 plays, 55 yards, TOP: 1:04

TEAM STATISTICS

	VIRGINIA	BOISE STATE
First Downs	21	22
Net Yards Rushing	167	30
Net Yards Passing	273	353
Completions-Attempts-Int.	19-29-0	28-53-1
Total Offense (plays-yards)	69-440 (6.4)	77-383 (5.0)
Fumbles: Number-Lost	2-0	1-0
Penalties: Number-Yards	3-23	9-64
Punts-Yards	6-199 (33.2)	8-343 (42.9)
Kickoff returns-Yds-TD	2-51-0 (25.5)	6-142 (23.7)
Punt returns-Yards-TD	1-17-0 (17.0)	3-14-0 (4.7)
Interceptions-Yds-TD	1-1-0	0-0-0
Time of Possession	33:23	26:37
Third-Down Conversions	9-of-15	4-of-16
Fourth-Down Conversions	0-of-0	1-of-4
Red-Zone Scores-Chances	2-for-3	2-for-3
Sacks By: Number-Yards	4-26	1-2

INDIVIDUAL STATISTICS

Boise State

Rushing (Rushes-Yards-TDs): Mahone (3-21-0), Cozart (5-12-0), Mattison (7-11-0), Wolpin (3-5-1), Roh (1-2-1), Thomas (1-1-0), Wilson (1-1-0), Dhaenens (1-{-5}-0), Rypien (2-{-18}-0)

Passing (Comp.-Att.-TD-Int.-Yards): Rypien (24-42-0-1-285), Cozart (4-11-0-0-68)

Receiving (Receptions-Yards-TDs): Wilson (13-209-1), Richardson (5-80-0), Roh (5-42-0), Mattison (2-16-0), Evans (2-2-0), Modster (1-4-0)

Interceptions: None

Sacks: Weaver (1.0)

Virginia

Rushing (Rushes-Yards-TDs): Ellis (24-93-2), Zaccheaus (2-64-1), Hamm (3-15-0), Cross (3-14-0), Benkert (3-6-0), Atkins (1-1-0), Team (4-{-26}-0)

Passing (Comp.-Att.-TD-Int.-Yards): Benkert (19-29-3-0-273)

Receiving (Receptions-Yards-TDs): Levrone (5-141-2), Butts (4-43-0), Zaccheaus (4-29-0), Dowling (2-39-1), Dubois (2-12-0), Hamm (2-9-0)

Interceptions: Nelson (1)

Sacks: A. Brown (1.0), Peace (1.0), Wright (1.0), E. Brown (0.5), Snowden (0.5)

2017 ROSTERS

NUMERICAL

ALPHABETICAL

NO	NAME	POS	NO.	NAME	POS	HT	WT	CL	EX	HOMETOWN (HS/JC)
1	Cedrick Wilson	WR	30	Ravon Alexander	WR	5-11	174	JR	TR	Hayward, Calif. (Lincoln HS/Modesto JC)
2	Julian Carter	WR	90	Daniel Auelua	DT	6-2	298	SR	1L	Alpine, Utah (Lone Peak HS/Mesa CC)
3	Montell Cozart	QB	75	Kole Bailey	OL	6-4	297	RS-FR	RS	Twin Falls, Idaho (Twin Falls HS)
4	DeAndre Pierce	CB	89	Brock Barr	WR	6-3	204	RS-SR	1L	Redding, Calif. (Enterprise HS / Shasta College)
4	Brett Rypien	QB	85	John Bates	TE	6-6	253	RS-FR	RS	Lebanon, Ore. (Lebanon HS)
5	Garrett Collingham	SLB	29	Drake Beasley	RB	5-11	178	FR	HS	La Canada, Calif. (La Canada HS)
6	CT Thomas	WR	86	Chase Blakley	TE	6-4	233	RS-JR	1L	Coeur d'Alene, Idaho (Coeur d'Alene HS)
6	Michael Young	CB	80	Christian Blaser	WR	6-1	179	RS-FR	RS	Meridian, Idaho (Rocky Mountain HS)
7	Ezekiel Noa	WLB	16	Tanner Bolt	QB	5-11	194	FR	HS	Prosser, Wash. (Prosser HS)
7	A.J. Richardson	WR	42	Clay Bowler	SLB	6-0	192	FR	HS	Holtville, Calif. (Holtville HS)
8	Jabril Frazier	STUD	24	Breydon Boyd	MLB	6-3	221	FR	HS	Katy, Texas (Katy HS)
8	Sean Modster	WR	18	Jermani Brown	CB	5-9	170	FR	HS	Midlothian, Va. (Midlothian HS)
9	Bryan Jefferson	WR	81	Akilian Butler	WR	5-10	193	JR	2L	Dallas, Texas (West Mesquite HS)
9	Desmond Williams	SLB	51	Daniel Cantrell	LS	6-0	221	FR	HS	Boise, Idaho (Bishop Kelly HS)
10	Chase Cord	QB	2	Julian Carter	WR	6-2	208	RS-FR	RS	Scottsdale, Ariz. (Saguaro HS)
10	Kekoa Nawahine	S	76	Ezra Cleveland	OL	6-6	296	RS-FR	RS	Spanaway, Wash. (Bethel HS)
13	Marques Evans	CB	83	Damon Cole	WR	6-0	165	FR	HS	Richmond, Calif. (El Cerrito HS)
14	Tyler Horton	CB	5	Garrett Collingham	SLB	6-4	228	RS-SO	1L	Meridian, Idaho (Mountain View HS)
15	Evan Tyler	S	31	Justin Collins	WR	5-9	181	SO	TR	Los Angeles, Calif. (Carson HS/Long Beach City College)
15	Jalen Walker	S	10	Chase Cord	QB	6-2	196	FR	HS	Peoria, Ariz. (Sunrise Mountain HS)
16	Tanner Bolt	QB	17	Austin Cottrell	WR	6-2	203	SR	2L	Glendale, Ariz. (Mountain Ridge HS / Scottsdale CC)
17	Austin Cottrell	WR	3	Montell Cozart	QB	6-1	205	RS-SR	TR	Kansas City, Mo. (Bishop Miegge HS/Kansas)
18	Jermani Brown	CB	73	Nick Crabtree	OL	6-7	270	RS-FR	RS	Huntington Beach, Calif. (Huntington Beach HS)
19	Aisa Kelemete	STUD	48	Bruno DeRose	WLB	5-11	216	RS-FR	RS	Pueblo, Colo. (Pueblo East HS)
20	Roman Kafentzis	SLB	87	Alec Dhaenens	TE	6-3	246	RS-SR	3L	Fruitland, Idaho (Fruitland HS)
21	Tyrique Jones	S	69	Austin Dixon	OL	6-6	286	RS-FR	RS	Tempe, Ariz. (Corona del Sol HS)
21	Ryan Wolpin	RB	13	Marques Evans	CB	5-11	174	FR	HS	Pasadena, Calif. (Newbury Park HS)
22	Alexander Mattison	RB	82	Octavius Evans	WR	6-1	195	FR	HS	Center, Texas (Center HS)
23	Damion Wright	S	57	Emmanuel Fesili	NT	6-2	302	SO	SQ	Long Beach, Calif. (Long Beach Poly HS)
24	Breydon Boyd	MLB	8	Jabril Frazier	STUD	6-4	243	RS-JR	2L	Los Angeles, Calif. (Verbum Dei HS)
25	Benton Wickersham	MLB	59	Mason Hampton	OL	6-3	295	RS-SR	3L	Meridian, Idaho (Meridian HS)
26	Avery Williams	CB	32	Jordan Happle	S	5-11	198	RS-FR	RS	Portland, Ore. (Jesuit HS)
27	Reid Harrison-Ducros	CB	71	Donte Harrington	OL	6-2	298	RS-FR	RS	San Clemente, Calif. (San Clemente HS)
28	Kekaula Kaniho	S	27	Reid Harrison-Ducros	CB	5-10	180	SO	1L	Colleyville, Texas (Colleyville Heritage HS)
29	Drake Beasley	RB	37	Cameron Hartsfield	S	5-10	197	RS-SR	3L	Allen, Texas (Allen HS)
30	Ravon Alexander	WR	93	Chase Hatada	DT	6-3	267	SO	1L	Rocklin, Calif. (Rocklin HS)
30	Robert Lewis	CB	41	Will Heffner	SLB	6-2	226	RS-SO	SQ	Boise, Idaho (Bishop Kelly HS)
31	Justin Collins	WR	96	Haden Hoggarth	K	6-0	198	RS-JR	TR	Ormond Beach, Fla. (Seabreeze HS / Bethune-Cookman)
31	Skyler Seibold	S	14	Tyler Horton	CB	5-11	188	JR	2L	Fresno, Calif. (Edison HS)
32	Jordan Happle	S	56	Joseph Inda	MLB	6-0	233	RS-JR	TR	Anaheim, Calif. (Katella HS/Golden West College)
32	Jahred Silofau	RB	9	Bryan Jefferson	WR	5-11	193	RS-SO	SQ	Leesburg, Fla. (Leesburg HS)
33	Gabe Perez	SLB	21	Tyrique Jones	S	6-2	183	FR	HS	San Bernardino, Calif. (San Gorgonio HS)
34	Robert Mahone	RB	20	Roman Kafentzis	SLB	6-1	193	FR	HS	Rancho Santa Margarita, Calif. (Mater Dei HS)
34	Solo Taylor	MLB	28	Kekaula Kaniho	S	5-10	175	FR	HS	Kahuku, Hawaii (Kahuku HS)
35	Derriyon Shaw	DE	19	Aisa Kelemete	STUD	6-4	243	FR	HS	Pocatello, Idaho (Highland HS)
36	Blake Whitlock	WLB	67	Garrett Larson	OL	6-4	295	RS-SO	SQ	Fruitland, Idaho (Fruitland HS)
37	Cameron Hartsfield	S	74	Archie Lewis	OL	6-3	299	RS-SR	3L	Rancho Cucamonga, Calif. (Rancho Cucamonga HS)
38	Leighton Vander Esch	WLB	30	Robert Lewis	CB	5-10	175	RS-FR	RS	Los Angeles, Calif. (Hawkins HS)
39	Jake Shaddox	RB	54	Matt Locher	NT	6-2	281	RS-SO	SQ	Los Alamitos, Calif. (Los Alamitos HS)
40	Jabari Watson	DT	98	Sonatane Lui	NT	6-1	305	SO	1L	Sandy, Utah (Alta HS)
41	Will Heffner	SLB	49	John Mackesy	LB	6-1	221	JR	TR	Phelan, Calif. (Serrano HS/Chaffey College)
42	Clay Bowler	SLB	94	Kevin Madigan	K	5-11	189	FR	HS	Coppell, Texas (Coppell HS)
43	Joe Provenzano	MLB	58	Tyson Maeve	MLB	6-0	214	SO	1L	San Diego, Calif. (Cathedral Catholic HS)
44	Jace Richter	S	34	Robert Mahone	RB	5-10	211	RS-FR	RS	Prosper, Texas (Prosper HS)
44	Riley Whimpey	WLB	22	Alexander Mattison	RB	5-11	214	SO	1L	San Bernardino, Calif. (San Bernardino HS)
45	Kayode Rufai	DE	91	Durrant Miles	DE	6-5	253	JR	2L	South Jordan, Utah (Bingham HS)
46	Joel Velazquez	K/P	55	David Moa	DT	6-3	271	RS-JR	2L	San Diego, Calif. (Kearny HS)
47	Matt Pistone	TE	8	Sean Modster	WR	5-11	196	RS-JR	2L	Mission Viejo, Calif. (Mission Viejo HS)
47	Ma'a Tanuvasa	S	77	John Molchon	OL	6-5	313	RS-SO	1L	Las Vegas, Nev. (Faith Lutheran HS)
48	Bruno DeRose	WLB	66	Isiah Moore	OL	6-4	275	JR	TR	Tiffin, Ohio (Columbian HS/Mesa CC)
49	John Mackesy	LB	10	Kekoa Nawahine	S	6-2	199	SO	1L	Meridian, Idaho (Rocky Mountain HS)
49	Quinn Skillin	P	7	Ezekiel Noa	WLB	5-11	241	FR	HS	Spring Valley, Calif. (Helix HS)
50	Nicholai Pitman	LS	70	John Ojukwu	OL	6-6	297	FR	HS	Boise, Idaho (Boise HS)
51	Daniel Cantrell	LS	33	Gabe Perez	SLB	6-4	246	RS-SR	2L	Placentia, Calif. (Valencia HS)

2017 ROSTERS

ALPHABETICAL

NO	NAME	POS	HT	WT	CL	EX	HOMETOWN (HS/JC)
4	DeAndre Pierce	CB	5-11	174	SO	1L	Long Beach, Calif. (Long Beach Poly HS)
47	Matt Pistone	TE	6-3	247	RS-SO	SQ	Yuma, Ariz. (Yuma Catholic HS)
50	Nicholai Pitman	LS	5-11	230	SO	SQ	Boise, Idaho (Timberline HS)
78	Andres Preciado	OL	6-6	292	RS-JR	2L	Imperial Beach, Calif. (Mar Vista HS)
43	Joe Provenzano	MLB	5-11	224	RS-JR	SQ	Glendora, Calif. (Damien HS)
95	Nick Provenzano	WLB	5-11	216	RS-FR	RS	Glendora, Calif. (Damien HS)
79	Eric Quevedo	OL	6-4	304	RS-SO	SQ	West Covina, Calif. (West Covina HS)
7	A.J. Richardson	WR	6-0	209	RS-JR	2L	Lomita, Calif. (Narbonne HS)
44	Jace Richter	S	5-10	188	FR	HS	Meridian, Idaho (Mountain View HS)
88	Jake Roh	TE	6-3	227	RS-SR	3L	Scottsdale, Ariz. (Chaparral HS)
45	Kayode Rufai	DE	6-4	254	RS-FR	RS	Portland, Ore. (Lincoln HS)
4	Brett Rypien	QB	6-2	208	JR	2L	Spokane, Wash. (Shadle Park HS)
31	Skyler Seibold	S	6-1	210	RS-JR	1L	Temecula, Calif. (Chaparral HS)
92	Paul Semons	DT	6-3	274	RS-JR	1L	Eagle, Idaho (Eagle HS)
39	Jake Shaddox	RB	5-11	216	RS-SO	SQ	Redding, Calif. (Foothill HS/Azusa Pacific)
35	Derrion Shaw	DE	6-2	223	RS-FR	RS	North Las Vegas, Nev. (Legacy HS)
32	Jahred Silofau	RB	5-8	210	FR	HS	Honolulu, Hawai'i (St. Louis School)
97	Austin Silsby	DT	6-3	255	RS-SR	1L	Kuna, Idaho (Kuna HS)
49	Quinn Skillin	P	6-4	185	RS-JR	TR	San Diego, Calif. (University City HS/Wagner College)
68	Jake Stetz	OL	6-2	293	FR	HS	San Marcos, Calif. (Mission Hills HS)
47	Ma'a Tanuvasa	S	6-1	197	RS-FR	RS	Mililani, Hawaii (Mililani HS)
34	Solo Taylor	MLB	6-2	220	RS-FR	RS	Rigby, Idaho (Rigby HS)
52	Andrew Tercek	OL	6-1	278	RS-SR	2L	San Antonio (East Central HS)
6	CT Thomas	WR	5-8	152	FR	HS	Lancaster, Texas (Lancaster HS)
65	Zachary Troughton	OL	6-6	319	JR	TR	Maxwell, Calif. (Maxwell HS/Butte CC)
15	Evan Tyler	S	6-2	187	RS-SO	1L	Corona, Calif. (Eleanor Roosevelt HS)
38	Leighton Vander Esch	WLB	6-4	240	RS-JR	2L	Riggins, Idaho (Salmon River HS)
46	Joel Velazquez	K/P	6-0	228	RS-FR	RS	Mission Viejo, Calif. (Trabuco Hills HS)
64	Ben Vering	OL	6-4	258	RS-FR	RS	Boise, Idaho (Capital HS)
15	Jalen Walker	S	6-0	172	RS-FR	RS	Lawndale, Calif. (Lawndale HS)
40	Jabari Watson	DT	6-1	261	RS-FR	RS	Rancho Cucamonga, Calif. (Summit HS)
99	Curtis Weaver	STUD	6-3	252	RS-FR	RS	Long Beach, Calif. (St. Anthony HS)
44	Riley Whimpey	WLB	6-1	212	FR	HS	San Clemente, Calif. (San Clemente HS)
36	Blake Whitlock	WLB	6-1	222	SR	1L	Reno, Nev. (Galena HS/Saddleback College)
53	Sam Whitney	STUD	6-2	231	RS-SO	SQ	Folsom, Calif. (Folsom HS)
25	Benton Wickersham	MLB	6-2	231	FR	HS	Elko, Nev. (Elko HS)
26	Avery Williams	CB	5-9	194	RS-FR	RS	Pasadena, Calif. (JSerra Catholic HS)
9	Desmond Williams	SLB	5-11	201	RS-FR	RS	Corona, Calif. (Centennial HS)
1	Cedrick Wilson	WR	6-3	189	SR	1L	Memphis, Tenn. (White Station HS / Coffeyville CC)
21	Ryan Wolpin	RB	5-8	195	RS-SR	2L	Trabuco Canyon, Calif. (Santa Margarita HS / N. Colorado)
23	Damion Wright	S	6-0	194	RS-SO	SQ	Los Angeles, Calif. (Bishop Mora Salesian HS)
6	Michael Young	CB	6-0	211	RS-JR	TR	Kansas City, Mo. (Raytown HS/Dodge City CC)

NUMERICAL

NO	NAME	POS
52	Andrew Tercek	OL
53	Sam Whitney	STUD
54	Matt Locher	NT
55	David Moa	DT
56	Joseph Inda	MLB
57	Emmanuel Fesili	NT
58	Tyson Maeva	MLB
59	Mason Hampton	OL
64	Ben Vering	OL
65	Zachary Troughton	OL
66	Isiah Moore	OL
67	Garrett Larson	OL
68	Jake Stetz	OL
69	Austin Dixon	OL
70	John Ojukwu	OL
71	Donte Harrington	OL
73	Nick Crabtree	OL
74	Archie Lewis	OL
75	Kole Bailey	OL
76	Ezra Cleveland	OL
77	John Molchon	OL
78	Andres Preciado	OL
79	Eric Quevedo	OL
80	Christian Blaser	WR
81	Akilian Butler	WR
82	Octavius Evans	WR
83	Damon Cole	WR
85	John Bates	TE
86	Chase Blakley	TE
87	Alec Dhaenens	TE
88	Jake Roh	TE
89	Brock Barr	WR
90	Daniel Auelua	DT
91	Durrant Miles	DE
92	Paul Semons	DT
93	Chase Hatada	DT
94	Kevin Madigan	K
95	Nick Provenzano	WLB
96	Haden Hoggarth	K
97	Austin Silsby	DT
98	Sonatane Lui	NT
99	Curtis Weaver	STUD

PRONUNCIATION GUIDE

Ravon Alexander	RAY-von	Reid Harrison-Ducros	DO-crose	Kekoa Nawahine	KAY-ko-uh /
Daniel Auelua	ah-way-LOO-uh	Chase Hatada	huh-TAH-duh		nah-wuh-HEE-nay
Chase Blakley	BLAKE-lee	Haden Hoggarth	HO-garth	John Ojukwu	oh-JOO-koo
Christian Blaser	BLAZE-uh	Roman Kafentzis	kuh-FENCE-iss	Matt Pistone	pis-TONE-ee
Clay Bowler	BOH-luhr	Kekaula Kaniho	kay-COW-luh /	Andres Preciado	press-ee-AH-doe
Breydon Boyd	BRAY-den		kuh-NEE-ho	Eric Quevedo	kay-VAY-doe
Jermani Brown	Germany	Aisa Kelemete	ICE-uh /	Jake Roh	row
Akilian Butler	uh-KILL-yun		kell-uh-MET-ay	Kayode Rufai	KY-oh-day / roo-fye
Ezra Cleveland	EZZ-ruh	Matt Locher	lock-er	Brett Rypien	RIP-in
Austin Cottrell	cuh-TRELL	Sonatane Lui	SO-nuh-TAH-nay / LOO-ee	Skyler Seibold	SEE-bold
Montell Cozart	COE-zart	John Mackesy	MACK-uh-see	Jake Shaddox	SHAD-ucks
Alec Dhaenens	DAY-nenz	Tyson Maeva	my-A-vuh	Jahred Silofau	JAH.red / SEE-lo-fow
Marques Evans	Marcus	David Moa	MO-uh	Andrew Tercek	TUHR-sek
Emmanuel Fesili	feh-SILL-ee	John Molchon	MOLE-chon	Zachary Troughton	TRO-tun
Jabril Frazier	juh-BRILL	Isiah Moore	eye-ZAY-uh	Ryan Wolpin	WOLE-pin

The Automated ScoreBook
Boise State Combined Team Statistics (as of Sep 22, 2017)
All games

Date	Opponent	Score	Att.
Sep 02, 2017	TROY	W 24-13	31581
Sep 09, 2017	at #20 Washington State	L 44-47	32631
* Sep 14, 2017	NEW MEXICO	W 28-14	28385
Sep 22, 2017	VIRGINIA	L 23-42	33947

Record:	Overall	Home	Away	Neutral
All games	2-2	2-1	0-1	0-0
Conference	1-0	1-0	0-0	0-0
Non-Conference	1-2	1-1	0-1	0-0

Rushing	gp	att	gain	loss	net	avg	td	lg	avg/g
COZART, Montell	4	36	209	18	191	5.3	2	28	47.8
MATTISON, Alex	4	40	179	13	166	4.2	2	49	41.5
WOLPIN, Ryan	4	40	133	13	120	3.0	1	18	30.0
MAHONE, Robert	4	6	34	0	34	5.7	0	8	8.5
THOMAS, CT	4	2	8	0	8	4.0	0	7	2.0
ROH, Jake	4	2	8	0	8	4.0	2	6	2.0
WILSON, Cedrick	4	1	1	0	1	1.0	0	1	0.2
Total	4	144	591	123	468	3.2	7	49	117.0
Opponents	4	147	614	151	463	3.1	5	56	115.8

Team Statistics	BSU	OPP
FIRST DOWNS	72	75
Rushing	24	26
Passing	44	45
Penalty	4	4
RUSHING YARDAGE	468	463
Rushing Attempts	144	147
Average Per Rush	3.2	3.1
Average Per Game	117.0	115.8
TDs Rushing	7	5
PASSING YARDAGE	937	924
Comp-Att-Int	81-132-3	93-146-4
Average Per Pass	7.1	6.3
Average Per Catch	11.6	9.9
Average Per Game	234.2	231.0
TDs Passing	6	7
TOTAL OFFENSE	1405	1387
Average Per Play	5.1	4.7
Average Per Game	351.2	346.8
KICK RETURNS: #-Yards	13-329	7-141
PUNT RETURNS: #-Yards	13-170	6-38
INT RETURNS: #-Yards	4-2	3-90
FUMBLES-LOST	5-4	8-4
PENALTIES-Yards	29-218	17-143
PUNTS-AVG	23-41.9	26-41.7
TIME OF POSSESSION/Game	29:30	30:30
3RD-DOWN Conversions	22/60	25/63
4TH-DOWN Conversions	1/9	3/5

Passing	gp	effic	comp-att-int	pct	yds	td	lg	avg/g
RYPIEN, Brett	3	114.75	44-73-2	60.3	521	0	44	173.7
COZART, Montell	4	152.11	37-59-1	62.7	416	6	47	104.0
Total	4	131.45	81-132-3	61.4	937	6	47	234.2
Opponents	4	127.20	93-146-4	63.7	924	7	64	231.0

Interceptions	no.	yds	avg	td	lg
NAWAHINE, Kekoa	1	0	0.0	0	0
HORTON, Tyler	1	0	0.0	0	0
VANDER ESCH, L.	1	2	2.0	0	2
MILES, Durrant	1	0	0.0	0	0

Receiving	gp	no.	yds	avg	td	lg	avg/g
WILSON, Cedrick	4	29	485	16.7	3	47	121.2
RICHARDSON, AJ	4	13	152	11.7	0	25	38.0
ROH, Jake	4	11	87	7.9	3	15	21.8
MATTISON, Alex	4	7	53	7.6	0	16	13.2
MODSTER, Sean	4	6	26	4.3	0	7	6.5
WOLPIN, Ryan	4	4	45	11.2	0	20	11.2
EVANS, Octavius	4	4	28	7.0	0	20	7.0
DHAENENS, Alec	4	2	52	26.0	0	44	13.0
BUTLER, Akilian	2	2	-1	-0.5	0	0	-0.5
THOMAS, CT	4	2	-3	-1.5	0	0	-0.8
BLAKLEY, Chase	2	1	13	13.0	0	13	6.5
Total	4	81	937	11.6	6	47	234.2
Opponents	4	93	924	9.9	7	64	231.0

Punting	no.	yds	avg	lg	tb	fc	i20	50+	blk
SKILLIN, Quinn	15	641	42.7	67	1	4	5	4	0
VELAZQUEZ, Joel	8	323	40.4	63	0	2	1	1	0

Field Goals	fg	pct.	01-19	20-29	30-39	40-49	50-99	lg	blk
HOGGARTH, Haden	4-4	100.0	0-0	1-1	2-2	1-1	0-0	41	0

Punt Returns	no.	yds	avg	td	lg
WILLIAMS, Avery	11	156	14.2	1	81
MAHONE, Robert	1	14	14.0	0	14
HARRISON-DUCROS	1	0	0.0	0	0
Total	13	170	13.1	1	81
Opponents	6	38	6.3	0	17

Scoring	td	fg	PAT				dxp	saf	pts
			kick	rush	rcv	pass			
ROH, Jake	5	-	-	-	-	-	-	30	
HOGGARTH, Haden	-	4-4	15-15	-	-	-	-	27	
WILSON, Cedrick	3	-	-	-	-	-	-	18	
MATTISON, Alex	2	-	-	-	-	-	-	12	
COZART, Montell	2	-	-	-	-	-	-	12	
WEAVER, Curtis	1	-	-	-	-	-	-	6	
WOLPIN, Ryan	1	-	-	-	-	-	-	6	
WILLIAMS, Avery	1	-	-	-	-	-	-	6	
TEAM	-	-	-	-	-	-	1	2	
Total	15	4-4	15-15	-	-	-	1	119	
Opponents	15	4-5	14-14	-	-	-	-	116	

Kick Returns	no.	yds	avg	td	lg
WILLIAMS, Avery	7	176	25.1	0	48
WILSON, Cedrick	5	144	28.8	0	55
WOLPIN, Ryan	1	9	9.0	0	9
Total	13	329	25.3	0	55
Opponents	7	141	20.1	0	32

Score by Quarters	1st	2nd	3rd	4th	OT	Total
Boise State	28	27	7	44	13	119
Opponents	17	31	14	38	16	116

All Purpose	g	rush	rcv	pr	kr	ir	total	avg/g
WILSON, Cedric	4	1	485	0	144	0	630	157.5
WILLIAMS, Aver	4	0	0	156	176	0	332	83.0
MATTISON, Alex	4	166	53	0	0	0	219	54.8
COZART, Montell	4	191	0	0	0	0	191	47.8
WOLPIN, Ryan	4	120	45	0	9	0	174	43.5
RICHARDSON,	4	0	152	0	0	0	152	38.0
ROH, Jake	4	8	87	0	0	0	95	23.8
MAHONE, Rober	4	34	0	14	0	0	48	12.0
DHAENENS, Ale	4	-5	52	0	0	0	47	11.8
EVANS, Octaviu	4	0	28	0	0	0	28	7.0
Total	4	468	937	170	329	2	1906	476.5
Opponents	4	463	924	38	141	90	1656	414.0

Total Offense	g	plays	rush	pass	total	avg/g
COZART, Montell	4	95	191	416	607	151.8
RYPIEN, Brett	3	83	-45	521	476	158.7
MATTISON, Alex	4	40	166	0	166	41.5
WOLPIN, Ryan	4	40	120	0	120	30.0
MAHONE, Robert	4	6	34	0	34	8.5
THOMAS, CT	4	2	8	0	8	2.0
ROH, Jake	4	2	8	0	8	2.0

The Automated ScoreBook
Boise State Overall Team Statistics (as of Sep 22, 2017)
All games

Team Statistics	BSU	OPP
SCORING	119	116
Points Per Game	29.8	29.0
Points Off Turnovers	28	28
FIRST DOWNS	72	75
Rushing	24	26
Passing	44	45
Penalty	4	4
RUSHING YARDAGE	468	463
Yards gained rushing	591	614
Yards lost rushing	123	151
Rushing Attempts	144	147
Average Per Rush	3.2	3.1
Average Per Game	117.0	115.8
TDs Rushing	7	5
PASSING YARDAGE	937	924
Comp-Att-Int	81-132-3	93-146-4
Average Per Pass	7.1	6.3
Average Per Catch	11.6	9.9
Average Per Game	234.2	231.0
TDs Passing	6	7
TOTAL OFFENSE	1405	1387
Total Plays	276	293
Average Per Play	5.1	4.7
Average Per Game	351.2	346.8
KICK RETURNS: #-Yards	13-329	7-141
PUNT RETURNS: #-Yards	13-170	6-38
INT RETURNS: #-Yards	4-2	3-90
KICK RETURN AVERAGE	25.3	20.1
PUNT RETURN AVERAGE	13.1	6.3
INT RETURN AVERAGE	0.5	30.0
FUMBLES-LOST	5-4	8-4
PENALTIES-Yards	29-218	17-143
Average Per Game	54.5	35.8
PUNTS-Yards	23-964	26-1084
Average Per Punt	41.9	41.7
Net punt average	39.4	33.6
KICKOFFS-Yards	20-1237	20-1245
Average Per Kick	61.8	62.2
Net kick average	38.5	38.3
TIME OF POSSESSION/Game	29:30	30:30
3RD-DOWN Conversions	22/60	25/63
3rd-Down Pct	37%	40%
4TH-DOWN Conversions	1/9	3/5
4th-Down Pct	11%	60%
SACKS BY-Yards	11-83	13-75
MISC YARDS	0	0
TOUCHDOWNS SCORED	15	15
FIELD GOALS-ATTEMPTS	4-4	4-5
ON-SIDE KICKS	0-0	0-1
RED-ZONE SCORES	(12-15) 80%	(11-14) 79%
RED-ZONE TOUCHDOWNS	(9-15) 60%	(7-14) 50%
PAT-ATTEMPTS	(15-15) 100%	(14-14) 100%
ATTENDANCE	93913	32631
Games/Avg Per Game	3/31304	1/32631
Neutral Site Games		0/0

Score by Quarters	1st	2nd	3rd	4th	OT	Total
Boise State	28	27	7	44	13	119
Opponents	17	31	14	38	16	116

The Automated ScoreBook
Boise State Overall Individual Statistics (as of Sep 22, 2017)
All games

Rushing	gp	att	gain	loss	net	avg	td	lg	avg/g
COZART, Montell	4	36	209	18	191	5.3	2	28	47.8
MATTISON, Alex	4	40	179	13	166	4.2	2	49	41.5
WOLPIN, Ryan	4	40	133	13	120	3.0	1	18	30.0
MAHONE, Robert	4	6	34	0	34	5.7	0	8	8.5
THOMAS, CT	4	2	8	0	8	4.0	0	7	2.0
ROH, Jake	4	2	8	0	8	4.0	2	6	2.0
WILSON, Cedrick	4	1	1	0	1	1.0	0	1	0.2
BUTLER, Akilian	2	1	0	0	0	0.0	0	0	0.0
DHAENENS, Alec	4	1	2	7	-5	-5.0	0	0	-1.2
TEAM	4	5	0	10	-10	-2.0	0	0	-2.5
RYPIEN, Brett	3	10	17	62	-45	-4.5	0	16	-15.0
Total	4	144	591	123	468	3.2	7	49	117.0
Opponents	4	147	614	151	463	3.1	5	56	115.8

Passing	gp	effic	comp-att-int	pct	yds	td	lg	avg/g
RYPIEN, Brett	3	114.75	44-73-2	60.3	521	0	44	173.7
COZART, Montell	4	152.11	37-59-1	62.7	416	6	47	104.0
Total	4	131.45	81-132-3	61.4	937	6	47	234.2
Opponents	4	127.20	93-146-4	63.7	924	7	64	231.0

Receiving	gp	no.	yds	avg	td	lg	avg/g
WILSON, Cedrick	4	29	485	16.7	3	47	121.2
RICHARDSON, AJ	4	13	152	11.7	0	25	38.0
ROH, Jake	4	11	87	7.9	3	15	21.8
MATTISON, Alex	4	7	53	7.6	0	16	13.2
MODSTER, Sean	4	6	26	4.3	0	7	6.5
WOLPIN, Ryan	4	4	45	11.2	0	20	11.2
EVANS, Octavius	4	4	28	7.0	0	20	7.0
DHAENENS, Alec	4	2	52	26.0	0	44	13.0
BUTLER, Akilian	2	2	-1	-0.5	0	0	-0.5
THOMAS, CT	4	2	-3	-1.5	0	0	-0.8
BLAKLEY, Chase	2	1	13	13.0	0	13	6.5
Total	4	81	937	11.6	6	47	234.2
Opponents	4	93	924	9.9	7	64	231.0

Punt Returns	no.	yds	avg	td	lg
WILLIAMS, Avery	11	156	14.2	1	81
HARRISON-DUCROS	1	0	0.0	0	0
MAHONE, Robert	1	14	14.0	0	14
Total	13	170	13.1	1	81
Opponents	6	38	6.3	0	17

Interceptions	no.	yds	avg	td	lg
HORTON, Tyler	1	0	0.0	0	0
VANDER ESCH, L.	1	2	2.0	0	2
NAWAHINE, Kekoa	1	0	0.0	0	0
MILES, Durrant	1	0	0.0	0	0
Total	4	2	0.5	0	2
Opponents	3	90	30.0	2	53

Kick Returns	no.	yds	avg	td	lg
WILLIAMS, Avery	7	176	25.1	0	48
WILSON, Cedrick	5	144	28.8	0	55
WOLPIN, Ryan	1	9	9.0	0	9
Total	13	329	25.3	0	55
Opponents	7	141	20.1	0	32

Fumble Returns	no.	yds	avg	td	lg
NAWAHINE, Kekoa	1	14	14.0	0	14
WEAVER, Curtis	1	55	55.0	1	55
Total	2	69	34.5	1	55
Opponents	1	7	7.0	1	7

The Automated ScoreBook
Boise State Overall Individual Statistics (as of Sep 22, 2017)
All games

Scoring	td	fg	PAT				dpx	saf	pts
			kick	rush	rcv	pass			
ROH, Jake	5	-	-	-	-	-	-	-	30
HOGGARTH, Haden	-	4-4	15-15	-	-	-	-	-	27
WILSON, Cedrick	3	-	-	-	-	-	-	-	18
COZART, Montell	2	-	-	-	-	-	-	-	12
MATTISON, Alex	2	-	-	-	-	-	-	-	12
WOLPIN, Ryan	1	-	-	-	-	-	-	-	6
WEAVER, Curtis	1	-	-	-	-	-	-	-	6
WILLIAMS, Avery	1	-	-	-	-	-	-	-	6
TEAM	-	-	-	-	-	-	-	1	2
Total	15	4-4	15-15	-	-	-	-	1	119
Opponents	15	4-5	14-14	-	-	-	-	-	116

Total Offense	g	plays	rush	pass	total	avg/g
COZART, Montell	4	95	191	416	607	151.8
RYPIEN, Brett	3	83	-45	521	476	158.7
MATTISON, Alex	4	40	166	0	166	41.5
WOLPIN, Ryan	4	40	120	0	120	30.0
MAHONE, Robert	4	6	34	0	34	8.5
THOMAS, CT	4	2	8	0	8	2.0
ROH, Jake	4	2	8	0	8	2.0
WILSON, Cedrick	4	1	1	0	1	0.2
DHAENENS, Alec	4	1	-5	0	-5	-1.2
TEAM	4	5	-10	0	-10	-2.5
Total	4	276	468	937	1405	351.2
Opponents	4	293	463	924	1387	346.8

Field Goals	fg	pct.	01-19	20-29	30-39	40-49	50-99	lg	blk
HOGGARTH, Haden	4-4	100.0	0-0	1-1	2-2	1-1	0-0	41	0

FG Sequence	Boise State	Opponents
Troy	(41)	(38),(39)
Washington State	(34),(29),(37)	(20),(22)
New Mexico	-	53
Virginia	-	-

Numbers in (parentheses) indicate field goal was made.

Punting	no.	yds	avg	lg	tb	fc	i20	50+	blk
SKILLIN, Quinn	15	641	42.7	67	1	4	5	4	0
VELAZQUEZ, Joel	8	323	40.4	63	0	2	1	1	0
Total	23	964	41.9	67	1	6	6	5	0
Opponents	26	1084	41.7	60	2	7	7	7	1

Kickoffs	no.	yds	avg	tb	ob	retn	net	ydln
VELAZQUEZ, Joel	20	1237	61.8	13	0			
Total	20	1237	61.8	13	0	20.1	38.5	26
Opponents	20	1245	62.2	6	1	25.3	38.3	26

The Automated ScoreBook
Boise State Overall Individual Statistics (as of Sep 22, 2017)
All games

All Purpose	g	rush	rcv	pr	kr	ir	total	avg/g
WILSON, Cedric	4	1	485	0	144	0	630	157.5
WILLIAMS, Aver	4	0	0	156	176	0	332	83.0
MATTISON, Ale	4	166	53	0	0	0	219	54.8
COZART, Monte	4	191	0	0	0	0	191	47.8
WOLPIN, Ryan	4	120	45	0	9	0	174	43.5
RICHARDSON,	4	0	152	0	0	0	152	38.0
ROH, Jake	4	8	87	0	0	0	95	23.8
MAHONE, Robe	4	34	0	14	0	0	48	12.0
DHAENENS, Ale	4	-5	52	0	0	0	47	11.8
EVANS, Octaviu	4	0	28	0	0	0	28	7.0
MODSTER, Sea	4	0	26	0	0	0	26	6.5
BLAKLEY, Chas	2	0	13	0	0	0	13	6.5
THOMAS, CT	4	8	-3	0	0	0	5	1.2
VANDER ESCH,	4	0	0	0	0	2	2	0.5
BUTLER, Akilian	2	0	-1	0	0	0	-1	-0.5
TEAM	4	-10	0	0	0	0	-10	-2.5
RYPIEN, Brett	3	-45	0	0	0	0	-45	-15.0
Total	4	468	937	170	329	2	1906	476.5
Opponents	4	463	924	38	141	90	1656	414.0

The Automated ScoreBook
Boise State Overall Defensive Statistics (as of Sep 22, 2017)
All games

#	Defensive Leaders	gp	Tackles			tfl/yds	Sacks	Pass defense			Fumbles	blkd		
			ua	a	tot		no-yds	int-yds	brup	qbh	rcv-yds	ff	kick	saf
38	VANDER ESCH, L.	4	29	17	46	3.5-35	3.0-34	1-2	1	.	.	2	.	.
58	MAEVA, Tyson	4	17	14	31	1.0-4	1.0-4	.	1
0D	PIERCE, DeAndre	4	17	12	29	3.5-15	.	.	1
10	NAWAHINE, Kekoa	4	14	9	23	2.0-3	.	1-0	1	.	1-14	.	.	.
27	HARRISON-DUCROS	4	17	3	20	1.0-1	.	.	2
0I	WILLIAMS, D.	4	11	3	14	.	.	.	2	.	.	1	.	.
53	WHITNEY, Sam	4	8	6	14	1.5-6	1.0-5	1	.	.
91	MILES, Durrant	4	5	8	13	3.0-9	.	1-0	1	1	.	1	.	.
99	WEAVER, Curtis	4	7	5	12	3.5-10	3.0-9	.	1	.	1-55	1	.	.
55	MOA, David	4	4	6	10	2.0-13	1.0-10
37	HARTSFIELD, C.	4	3	5	8
14	HORTON, Tyler	4	2	6	8	.	.	1-0	4
44	WHIMPEY, Riley	4	4	3	7	1.0-4
28	KANIHO, Kekaula	4	2	4	6
93	HATADA, Chase	4	1	4	5
8	FRAZIER, Jabril	4	4	1	5	2.0-21	2.0-21	1	.	.
33	PEREZ, Gabe	3	4	1	5	1.0-4
26	WILLIAMS, Avery	4	3	1	4
25	WICKERSHAM, B.	4	1	3	4
41	HEFFNER, Will	4	3	1	4	1.0-4
6	YOUNG, Michael	3	2	2	4
98	LUI, Sonatane	4	2	1	3	1-0	.	.	.
17	COTTRELL, A.	4	2	.	2
31	SEIBOLD, Skyler	4	.	2	2
54	LOCHER, Matt	4	2	.	2	1.0-1
46	VELAZQUEZ, Joel	4	.	2	2
32	HAPPLE, Jordan	4	1	1	2
89	BARR, Brock	4	.	1	1
21	WOLPIN, Ryan	4	1	.	1
87	DHAENENS, Alec	4	.	1	1
90	AUELUA, Daniel	4	.	1	1
45	RUFAL, Kayode	1	.	1	1
48	DEROSE, Bruno	4	1	.	1
TM	TEAM	4	1-0	.	.	1
34	MAHONE, Robert	4	1	.
	Total	4	167	124	291	27-130	11-83	4-2	14	1	4-69	7	1	1
	Opponents	4	152	137	289	34-115	13-75	3-90	10	2	4-7	3	.	.