



BOISE STATE™

FOOTBALL

BOISE STATE MEDIA RELATIONS

1910 University Dr.; Boise, ID 83725

Joe Nickell, Associate AD/Communications // joenickell@boisestate.edu

Aaron Juarez, Associate SID // aaronjuarez@boisestate.edu

Craig Lawson, Associate SID // craiglawson@boisestate.edu

2018 SCHEDULE / RESULTS

DATE	OPPONENT	TV	TIME (MT)/RESULT
Sept. 1 (SAT)	@ Troy	ESPNEWS	W, 56-20
Sept. 8 (SAT)	CONNECTICUT	ESPNU	W, 62-7
Sept. 15 (SAT)	@ Oklahoma State	ESPN	L, 44-21
Sept. 29 (SAT)	@ Wyoming *	CBS SN	W, 34-14
Oct. 6 (SAT)	SAN DIEGO STATE *	ESPNU	L, 19-13
Oct. 13 (SAT)	@ Nevada *	CBS SN	W, 31-27
Oct. 19 (FRI)	COLORADO STATE *	ESPN2	W, 56-28
Oct. 27 (SAT)	@ Air Force *	CBS SN	W, 48-38
Nov. 3 (SAT)	BYU	ESPN2	8:15 p.m.
Nov. 9 (FRI)	FRESNO STATE *	ESPN2	8:15 p.m.
Nov. 16 (FRI)	@ New Mexico *	CBS SN	7 p.m.
Nov. 24 (SAT)	UTAH STATE *	ESPN Networks	TBA

TABLE OF CONTENTS

- 2 Weekly Schedule / Notes / Quick Facts
- 3 National Polls / Poll Notes
- 4 National Rankings
- 5 MW Standings / MW Schedule / MW Notes
- 6 Opponent Schedules / Future Schedules
- 7 Depth Chart
- 8 Game Notes / Series History
- 9 Game Notes / The Hammer
- 10 Game Notes / Drive Summary
- 11 Game Notes / Explosive Plays
- 12 Game Notes / Broncos in the NFL
- 13 Game Notes / Bronco Radio Network
- 14 Game Notes / Debuts
- 15 Game Notes / Kings of Chaos
- 16 Game Notes / Captains
- 17 Game Notes / Lyle Smith
- 18-21 Game Notes / Individual Notes
- 22 Game Notes / Sacks For Hunger
- 23 Rypien Record Watch
- 24 The Blue / Watch Lists
- 25 Uniforms
- 26 Head Coach Bryan Harsin
- 27 Bronco Assistant Coaches
- 28 Autonomous Five Comparison
- 29 Statistical Comparison
- 30 Starters / Participation
- 31 Ranking History
- 32 Non-Saturday Games
- 33-34 National TV Games
- 35 Blocked Kicks / Ranked Opponents / OT Games
- 36-38 The Last Time
- 39-42 Game-by-Game Summaries
- 43-44 Rosters / Pronunciation
- 45-50 2018 Statistics

HOME GAMES IN BOLD | * - Denotes Mountain West Game

BRONCO GAME NOTES

GAME 9 | BYU

DATE: **Saturday, Nov. 3**
TIME: **8:15 p.m. (MT)**
LOCATION: **Boise, Idaho**
STADIUM: **Albertsons Stadium**
CAPACITY: **36,387**

TV: **ESPN2**
. Kevin Brown (Play-by-Play)
. Andre Ware (Analyst)
. Alex Corddry (Sidelines)

RADIO: **Bronco Radio Network**
. Bob Behler (Play-by-Play)
. Pete Cavender (Analyst)

BOISE STATE 6-2
. VS
BYU 4-4

THE GAME: The Boise State football team will take a break from Mountain West play, hosting BYU in the team's final regular-season nonconference game of the 2018 season, Saturday (Nov. 3).

The Broncos (6-2) and Cougars (4-4) are slated to kick at 8:15 p.m. at Albertsons Stadium, and the game will be nationally televised on ESPN2.

THIS WEEK'S SCHEDULE

SUN 28	MON 29	TUE 30	WED 31	THU 1	FRI 2	SAT 3
	1 PM Harsin <i>Team Room</i>	12:30 PM Players <i>Lounge</i>	12:30 PM Players <i>Lounge</i>	12:30 PM Players <i>Lounge</i>		8:15 PM (MT) BYU <i>ESPN2</i>
	1:30 PM Coordinators <i>Team Room</i>	3:10-5:10 PM Practice <i>(Limited)</i>	3:05-5:05 PM Practice <i>(Closed)</i>	2:45 PM Harsin <i>Weight Room</i>		Harsin/ Players Following Game
				2:55-4:20 PM Practice <i>(Closed)</i>		

QUICK FACTS

Location: Boise, Idaho
Founded: 1932
Enrollment: 24,154
Nickname: Broncos
Colors: Blue and Orange
Stadium: Albertsons Stadium
 (36,387)
Surface: Blue Field Turf
Conference: Mountain West
Interim President:
 Martin Schimpf
Athletic Director: Curt Apsey
Head Coach: Bryan Harsin
Record at Boise State:
 48-14, 5th Year
Overall Record: 55-19, 6th Year

Associate AD/Communications
 Joe Nickell
 Cell: (208) 631-5483
 E-mail: joenickell@boisestate.edu
Associate SID

. Aaron Juarez
 Cell: (208) 982-0040
 E-mail:
 aaronjuarez@boisestate.edu

Associate SID
 Craig Lawson
 Cell: (509) 432-9063
 E-mail:
 craiglawson@boisestate.edu

BRONCO GAME NOTES

NOVEMBER TO REMEMBER: The game against BYU (4-4) will begin a November stretch for Boise State that features three home games against teams assured to be .500 or better, the first such occurrence in the final month of the season for the Broncos since 1986. Fresno State (Nov. 9) and Utah State (Nov. 24) are each currently 7-1.

BOWL ELIGIBILITY: With last week's victory over Air Force, the Broncos became bowl eligible for the 21st-consecutive season (1998-2018). Despite being eligible, the Broncos were not selected for a bowl in 1998 (6-5) of 2001 (8-4). Regardless of the snubs, Boise State entered 2018 having appeared in a bowl game in each of the last 16 seasons, tied for the sixth-longest active streak in the country.

NONCONFERENCE HOME GAMES: Boise State is 25-1 in nonconference home games since the start of the 2006 season, the only loss during that time coming to Virginia (42-23), Sept. 22, 2017. The loss to the Cavaliers snapped a streak of 24-consecutive victories, and was the first nonconference setback at home since falling to Boston College in the 2005 MPC Computers Bowl (27-21), Dec. 28, 2005.

RYPIEN CLOSE TO MW PASSING RECORD: Brett Rypien needs 250 yards to become the Mountain West's all-time passing yardage leader. Entering Saturday's match-up against BYU, Rypien has 12,441 career passing yards. The current leader, San Diego State's Ryan Lindley (2008-11), had 12,690 yards.

BRONCOS IN THE POLLS

ONE OF THE VOTERS: Boise State head coach Bryan Harsin is one of 65 voters in the 2018 Amway Coaches Poll.

17 YEARS IN THE RANKINGS: By opening the 2018 season ranked in the national polls, Boise State extended its streak of consecutive seasons with at least one week in the rankings, a mark that now stands at 17. Boise State has been ranked for at least one week in either the AP or the Coaches Poll every season since 2002.

PRESEASON RANKINGS: Boise State opened the 2018 season ranked No. 22 in both the AP and Coaches Polls, marking the seventh time in the last 10 seasons that the Broncos were ranked to open the year. It is, however, the first time Boise State opened a season ranked since 2015.

SUCCESS WHEN RANKED: Boise State has an all-time record of 105-18 (.854) when ranked in the top 25 of the AP Poll, the Coaches Poll or the College Football Playoff Poll. A complete history of the Broncos in the rankings can be found on page 31.

ASSOCIATED PRESS POLL

(Oct. 28, 2018)

Team	Record	Pts	Pvs.
1. Alabama (60)	8-0	1500	1
2. Clemson	8-0	1433	2
3. Notre Dame	8-0	1374	3
4. LSU	7-1	1317	4
5. Michigan	7-1	1240	5
6. Georgia	7-1	1202	7
7. Oklahoma	7-1	1132	8
8. Ohio State	7-1	1022	11
9. UCF	7-0	1014	10
10. Wazzu	7-1	938	14
11. Kentucky	7-1	905	12
12. West Virginia	6-1	891	13
13. Florida	6-2	734	9
14. Penn State	6-2	733	17
15. Texas	6-2	719	6
16. Utah	6-2	593	23
17. Houston	7-1	403	NR
18. Utah State	7-1	340	NR
19. Iowa	6-2	323	18
20. Fresno State	7-1	261	NR
21. Miss State	5-3	204	NR
22. Syracuse	6-2	192	NR
23. Virginia	6-2	175	NR
24. Boston Coll	6-2	169	NR
25. Texas A&M	5-3	132	16

Dropped from rankings: Washington 15, Oregon 19, Wisconsin 20, South Florida 21, NC State 22, Stanford 24, Appalachian State 25

Others receiving votes: Washington 120, Northwestern 86, Georgia Southern 62, Michigan State 51, Cincinnati 45, Iowa State 42, South Florida 29, Stanford 26, Oklahoma State 24, UAB 17, Oregon 13, Wisconsin 12, Auburn 7, San Diego State 6, Army 6, NC State 5, California 2, Buffalo 1

AMWAY COACHES POLL

(Oct. 28, 2018)

Team	Record	Pts	Pvs.
1. Alabama (62)	8-0	1598	1
2. Clemson (2)	8-0	1537	2
3. Notre Dame	8-0	1458	3
4. LSU	7-1	1403	4
5. Michigan	7-1	1295	5
Georgia	7-1	1295	7
7. Oklahoma	7-1	1190	8
8. Ohio State	7-1	1096	9
9. UCF	7-0	1082	10
10. West Virginia	6-1	992	22
11. Wazzu	7-1	962	15
12. Kentucky	7-1	932	14
13. Penn State	6-2	791	16
14. Florida	6-2	743	11
15. Texas	6-2	721	7
16. Utah	6-2	620	24
17. Houston	7-1	380	NR
18. Iowa	6-2	356	18
19. Washington	6-3	285	13
20. Utah State	7-1	281	NR
21. Miss State	5-3	226	NR
22. Virginia	6-2	207	NR
23. Fresno State	7-1	191	NR
24. Syracuse	6-2	183	NR
25. Boston Coll	6-2	171	NR

Dropped from rankings: Texas A&M 17, Wisconsin 19, South Florida 20, Oregon 21, NC State 22, Stanford 23, Miami 25

Others receiving votes: Texas A&M 167, Cincinnati 116, South Florida 87, Michigan State 48, Wisconsin 41, Northwestern 40, NC State 40, Miami 38, Georgia Southern 32, Oklahoma State 31, UAB 24, Auburn 21, Stanford 21, Oregon 20, San Diego State 16, Buffalo 14, Army 13, South Carolina 11, Florida Intl 6, Iowa State 6, Virginia Tech 5, Pittsburgh 3, Duke 3, **Boise State 2**

ALL-TIME WINNING PERCENTAGE

TEAM	W	L	T	PCT
1. Notre Dame	914	324	42	.7304
2. Michigan	950	340	36	.7300
3. Ohio State	905	325	53	.726
4. Boise State	443	167	2	.725
5. Alabama	899	328	43	.7248
6. Oklahoma	891	324	53	.7235
7. Texas	904	368	33	.705
8. USC	838	343	54	.700
9. Nebraska	895	386	40	.693
10. Penn State	884	389	41	.688
11. Florida State	543	254	17	.676
12. Tennessee	836	388	53	.675
13. Georgia	815	421	54	.652
14. LSU	793	413	47	.651
15. App. State	611	336	29	.641

CONFERENCE WINNING % (SINCE 2000)

TEAM	RECORD	PCT
1. Boise State	128-17	.883
2. Ohio State	125-26	.828
3. Oklahoma	133-29	.821
4. USC	117-45	.722
5. Alabama	108-43	.715
6. BYU	59-24	.710
7. Florida State	106-44	.707
8. TCU	108-45	.706
9. Oregon	113-49	.698
10. LSU	105-46	.695
11. Virginia Tech	102-45	.694
12. Georgia	106-47	.693
13. Texas	108-49	.688
14. Florida	105-48	.686
15. Wisconsin	100-51	.662

HOME WINNING % (SINCE 2000)

TEAM	RECORD	PCT
1. Boise State	110-8	.932
2. Oklahoma	105-10	.913
3. Ohio State	118-14	.893
4. LSU	113-18	.862
5. Georgia	99-20	.832
6. Wisconsin	106-24	.815
7. Oregon	100-23	.8130
8. TCU	91-21	.8125
9. Alabama	108-25	.8120
10. USC	96-23	.807
11. Florida	96-25	.793
12. Michigan	102-28	.785
13. Auburn	107-30	.781
14. Miami	94-27	.777
15. Virginia Tech	93-27	.775

OVERALL WINNING % (SINCE 2000)

TEAM	RECORD	PCT
1. Boise State	203-40	.835
2. Ohio State	200-42	.826
3. Oklahoma	202-46	.815
4. LSU	183-57	.763
5. Alabama	186-60	.756
6. Georgia	182-63	.743
7. USC	179-63	.740
8. TCU	173-63	.733
9. Oregon	172-67	.720
10. Florida State	174-71	.7102
10. Wisconsin	174-71	.7102
12. Texas	169-69	.7101
13. Virginia Tech	173-72	.706
14. Florida	166-73	.695
15. Miami	159-76	.680

HIGHEST-SCORING TEAMS (SINCE 2000)

TEAM	GMS	PTS	AVG
1. Boise State	243	9,562	39.35
2. Oklahoma	248	9,522	38.40
3. Oregon	239	9,069	37.95
4. Texas Tech	237	8,780	37.05
5. Texas	238	8,180	34.37
6. USC	242	8,156	33.70
7. TCU	236	7,865	33.33
8. Ohio State	242	8,059	33.30
9. Kansas State	237	7,695	32.47
10. Florida State	245	7,910	32.29

WINS BY WEST COAST TEAMS (SINCE 2000)

TEAM	WINS
1. Boise State	203
2. USC	179
3. Oregon	172
4. Utah	155
5. BYU	148
6. Fresno State	140
7. Stanford	138
8. Arizona State	127
9. UCLA	125
10. Hawai'i	123

MOUNTAIN WEST STANDINGS

TEAM	MW	PCT	OVERALL	PCT
MOUNTAIN				
Utah State	4-0	1.000	7-1	.875
Boise State	4-1	.800	6-2	.750
Colorado State	2-3	.400	3-6	.333
New Mexico	1-3	.250	3-5	.375
Air Force	1-4	.200	3-5	.375
Wyoming	1-4	.200	3-6	.333
WEST				
Fresno State	4-0	1.000	7-1	.875
San Diego State	3-1	.750	6-2	.750
Hawai'i	3-2	.600	6-4	.600
Nevada	3-2	.600	5-4	.556
San Jose State	1-3	.250	1-7	.125
UNLV	0-4	.000	2-6	.250

MOUNTAIN WEST SCHEDULE

THIS WEEK

DATE	TV	TIME (MT)
Nov. 3 (Saturday)		
Air Force @ Army	CBS SN	10 a.m.
San Jose State @ Wyoming*	AT&T SN	Noon
BYU @ Boise State	ESPN2	8:15 p.m.
San Diego State @ New Mexico*	ESPNU	8:15 p.m.
Fresno State @ UNLV*	CBS SN	8:30 p.m.
Utah State @ Hawai'i*	Spectrum	10 p.m.

LAST WEEK

DATE	RESULT
Oct. 26 (Friday)	
Wyoming @ Colorado State*	WYO, 34-21
Oct. 27 (Saturday)	
New Mexico @ Utah State*	USU, 61-19
UNLV @ San Jose State*	SJSU, 50-37
Boise State @ Air Force*	BSU, 48-38
Hawai'i @ Fresno State*	FS, 50-20
San Diego State @ Nevada*	NEV, 28-24

MOUNTAIN WEST NOTES

KINGS STAY KINGS: Boise State captured its third Mountain West title in six seasons this past season, beating No. 25 Fresno State, 17-14, in the conference championship game at Albertsons Stadium.

The title ties Boise State with Colorado State (1999, 2000, 2002) and San Diego State (2012, 2015, 2016) for the most Mountain West crowns among current members, while BYU, TCU, and Utah still remain tied for most overall at four apiece.

CONFERENCE CHAMPIONSHIPS: The Broncos have played in four conferences all time, and have won multiple conference championships in each: six in the Big Sky (1970-95), two in the Big West (1996-2000), eight in the WAC (2001-10) and three in the MW (2011-Present).

CONFERENCE TITLES: Boise State's 2017 Mountain West Championship was its 13th since joining what is now known as the Football Bowl Subdivision in 1996, more than any school in the country during that time. Only Florida State (11), Oklahoma (11) and Ohio State (10) have won 10-or-more since the Broncos joined FBS.

The Broncos have won 19 conference championships all-time, including three in the Mountain West, eight in the WAC, two in the Big West and six in the Big Sky.

SENIOR SUCCESS: The Broncos' 2017 senior class was the 19th-straight group that will leave Boise State with at least one conference title. Of those 19 senior classes, 17 left with multiple championships, including 11 with three-or-more. The last senior class without a league championship was the 1998 group.

This year's seniors will be the 20th-straight with at least one conference title.

FUTURE SCHEDULES

A look at Boise State's future nonconference schedules by year can be found below:

2018

Sept. 1..... @ Troy
 Sept. 8..... Connecticut
 Sept. 15.....@ Oklahoma State
 Nov. 3.....BYU

2019

Aug. 31..... @ Florida State
 Sept. 7..... Marshall
 Sept. 14..... Portland State
 Oct. 19..... @ BYU

2020

Sept. 5..... Georgia Southern
 Sept. 19..... Florida State
 Oct. 3.....@ Marshall
 Nov. 7.....BYU

2021

Sept. 4.....@ Houston
 Sept. 11..... UTEP
 Sept. 18..... Oklahoma State
 Oct. 9..... @ BYU

2022

Sept. 3..... @ Oregon State
 Sept. 17..... Michigan State
 Sept. 24..... @ UTEP
 Nov. 5.....BYU

2023

Sept. 2..... Oregon State
 Sept. 16.....@ Michigan State
 Sept. 23..... Rice
 Oct. 14..... @ BYU

2024

Aug. 31.... @ Georgia Southern
 Sept. 7..... Houston
 Sept. 14..... @ Oregon
 Sept. 28..... Cincinnati

2025

Sept. 13..... Oregon
 Sept. 27..... @ Cincinnati

2026

Sept. 5..... @ Oregon
 Sept. 12..... East Carolina
 Sept. 19... @ Washington State

2027

Sept. 4..... @ Rice
 Sept. 18..... Washington State

2028

Sept. 9..... @ East Carolina

2018 OPPONENT SCHEDULES

at TROY (6-2, 4-0 SBC) - Sept. 1

DATE	OPP	TIME (MT)
9/1	BOISE STATE	L, 56-20
9/8	FLORIDA A&M	W, 59-7
9/15	at Nebraska	W, 24-19
9/22	at ULM	W, 35-27
9/29	COASTAL CAROLINA	W, 45-21
10/4	GEORGIA STATE	W, 37-20
10/13	at Liberty	L, 22-16
10/23	at South Alabama	W, 38-17
11/3	LOUISIANA	1:30 p.m.
11/10	at Georgia Southern	11 a.m.
11/17	TEXAS STATE	1:30 p.m.
11/24	at Appalachian State	12:30 p.m.

CONNECTICUT (1-7, 0-5 AAC)- Sept. 8

DATE	OPP	TIME (MT)
8/30	UCF	L, 56-17
9/8	at Boise State	L, 62-7
9/15	RHODE ISLAND	W, 56-49
9/22	at Syracuse	L, 51-21
9/29	CINCINNATI	L, 49-7
10/6	at Memphis	L, 55-14
10/20	at USF	L, 38-30
10/27	UMASS	L, 22-17
11/3	at Tulsa	5 p.m.
11/10	SMU	TBA
11/17	at ECU	TBA
11/24	TEMPLE	TBA

at OKLAHOMA STATE (5-3, 2-3 Big 12) - Sept. 15

DATE	OPP	TIME (MT)
9/1	MISSOURI STATE	W, 58-17
9/8	SOUTH ALABAMA	W, 55-13
9/15	BOISE STATE	W, 44-21
9/22	TEXAS TECH	L, 41-17
9/29	at Kansas	W, 48-28
10/6	IOWA STATE	L, 48-42
10/13	at Kansas State	L, 31-12
10/27	TEXAS	W, 38-35
11/3	at Baylor	10 a.m.
11/10	at Oklahoma	TBA
11/17	WEST VIRGINIA	TBA
11/24	at TCU	TBA

at WYOMING (3-6, 1-4 MW) - Sept. 29

DATE	OPP	TIME (MT)
8/25	at New Mexico State	W, 29-7
9/1	WASHINGTON STATE	L, 41-19
9/8	at Missouri	L, 40-13
9/15	WOFFORD	W, 17-14
9/29	BOISE STATE *	L, 34-14
10/6	at Hawai'i *	L, 17-13
10/13	at Fresno State *	L, 27-3
10/20	UTAH STATE *	L, 24-16
10/26	at Colorado State *	W, 34-21
11/3	SAN JOSE STATE *	Noon
11/17	AIR FORCE *	TBA
11/24	at New Mexico *	12:30 p.m.

SAN DIEGO STATE (6-2, 3-1 MW) - Oct. 6

DATE	OPP	TIME (MT)
8/31	at Stanford	L, 31-10
9/8	SACRAMENTO STATE	W, 28-14
9/15	ARIZONA STATE	W, 28-21
9/22	EASTERN MICHIGAN	W, 23-20 (OT)
10/6	at Boise State *	W, 19-13
10/12	AIR FORCE *	W, 21-17
10/20	SAN JOSE STATE *	W, 16-13
10/27	at Nevada *	L, 28-24
11/3	at New Mexico *	8:15 p.m.
11/10	UNLV *	TBA
11/17	at Fresno State *	8:30 p.m.
11/24	Hawai'i *	TBA

at NEVADA (5-4, 3-2 MW) - Oct. 13

DATE	OPP	TIME (MT)
8/31	PORTLAND STATE	W, 72-19
9/8	at Vanderbilt	L, 41-10
9/15	OREGON STATE	W, 37-35
9/22	at Toledo	L, 63-44
9/29	at Air Force *	W, 28-25
10/6	FRESNO STATE *	L, 21-3
10/13	BOISE STATE *	L, 31-27
10/20	at Hawai'i *	W, 40-22
10/27	SAN DIEGO STATE *	W, 28-24
11/10	COLORADO STATE *	TBA
11/17	at San Jose State *	3 p.m.
11/24	at UNLV *	7:30 p.m.

COLORADO STATE (3-6, 2-3 MW) - Oct. 19

DATE	OPP	TIME (MT)
8/25	HAWAII *	L, 43-34
8/31	vs. Colorado	L, 45-13
9/8	ARKANSAS	W, 34-27
9/15	at Florida	L, 48-10
9/22	ILLINOIS STATE	L, 35-19
10/6	at San Jose State *	W, 42-30
10/13	NEW MEXICO *	W, 20-18
10/19	at Boise State *	L, 56-28
10/26	WYOMING *	L, 34-21
11/10	at Nevada *	TBA
11/17	UTAH STATE *	Noon
11/22	at Air Force *	1:30 p.m.

at AIR FORCE (3-5, 1-4 MW) - Oct. 27

DATE	OPP	TIME (MT)
9/1	STONY BROOK	W, 38-0
9/8	at FAU	L, 33-27
9/22	at Utah State *	L, 42-32
9/29	NEVADA *	L, 28-25
10/6	NAVY	W, 35-7
10/12	at San Diego State *	L, 21-17
10/19	at UNLV *	W, 41-35
10/27	BOISE STATE *	L, 48-38
11/3	at Army	10 a.m.
11/10	NEW MEXICO *	1:30 p.m.
11/17	at Wyoming *	TBA
11/22	COLORADO STATE *	1:30 p.m.

BYU (4-4) - Nov. 3

DATE	OPP	TIME (MT)
9/1	at Arizona	W, 28-23
9/8	CALIFORNIA	L, 21-18
9/15	at Wisconsin	W, 24-21
9/22	MCNEESE STATE	W, 30-3
9/29	at Washington	L, 35-7
10/5	UTAH STATE	L, 45-20
10/13	HAWAII	W, 49-23
10/27	NORTHERN ILLINOIS	L, 7-6
11/3	at Boise State	8:15 p.m.
11/10	at UMass	10 a.m.
11/17	NEW MEXICO STATE	TBA
11/24	at Utah	TBA

FRESNO STATE (7-1, 4-0 MW) - Nov. 9

DATE	OPP	TIME (MT)
9/1	IDAHO	W, 79-13
9/8	at Minnesota	L, 21-14
9/15	at UCLA	W, 38-14
9/29	TOLEDO	W, 49-27
10/6	at Nevada *	W, 21-3
10/13	WYOMING *	W, 27-3
10/20	at New Mexico *	W, 38-7
10/27	HAWAII *	W, 50-20
11/3	at UNLV *	8:30 p.m.
11/9	at Boise State *	8:15 p.m.
11/17	SAN DIEGO STATE *	8:30 p.m.
11/24	SAN JOSE STATE *	TBA

at NEW MEXICO (3-5, 1-3 MW) - Nov. 16

DATE	OPP	TIME (MT)
9/1	INCARNATE WORD	W, 62-30
9/8	at Wisconsin	L, 45-14
9/15	at New Mexico State	W, 42-25
9/29	LIBERTY	L, 52-43
10/6	at UNLV *	W, 50-14
10/13	at Colorado State *	L, 20-18
10/20	FRESNO STATE *	L, 38-7
10/27	at Utah State *	L, 61-19
11/3	SAN DIEGO STATE *	8:15 p.m.
11/10	at Air Force *	1:30 p.m.
11/16	BOISE STATE *	7 p.m.
11/24	WYOMING *	12:30 p.m.

UTAH STATE (7-1, 4-0 MW) - Nov. 24

DATE	OPP	TIME (MT)
8/31	at Michigan State	L, 38-31
9/8	NEW MEXICO STATE	W, 60-13
9/13	TENNESSEE TECH	W, 73-12
9/22	AIR FORCE *	W, 42-32
10/5	at BYU	W, 45-20
10/13	UNLV *	W, 59-28
10/20	at Wyoming *	W, 24-16
10/27	NEW MEXICO *	W, 61-19
11/3	at Hawai'i *	10 p.m.
11/10	SAN JOSE STATE *	2 p.m.
11/17	at Colorado State *	Noon
11/24	at Boise State *	TBA

2018 DEPTH CHART

OFFENSE

X	8	Sean Modster	RS-SR	5-11	189
	1	Octavius Evans	SO	6-1	199
OR	16	John Hightower	JR	6-2	183
H	6	CT Thomas	SO	5-8	171
	81	Akilian Butler	RS-JR	5-10	192
Z	7	A.J. Richardson	RS-SR	6-0	209
	2	Khalil Shakir	FR	6-0	186
LT	76	Ezra Cleveland	RS-SO	6-6	309
	69	Austin Dixon	RS-SO	6-6	289
LG	77	John Molchon	RS-JR	6-5	310
	68	Jake Stetz	RS-FR	6-2	296
C	67	Garrett Larson	RS-JR	6-4	298
	71	Donte Harrington	RS-SO	6-2	306
RG	71	Donte Harrington	RS-SO	6-2	306
	79	Eric Quevedo	RS-JR	6-4	295
	66	Isiah Moore	RS-JR	6-4	292
RT	70	John Ojukwu	RS-FR	6-6	297
	78	Andres Preciado	RS-SR	6-6	295
TE	86	Chase Blakley	RS-SR	6-4	239
	85	John Bates	RS-SO	6-6	246
	47	Matt Pistone	RS-JR	6-3	244
	5	Garrett Collingham	RS-JR	6-4	229
QB	4	Brett Rypien	SR	6-2	202
	9	Jaylon Henderson	RS-JR	6-1	211
	3	Riley Smith	FR	6-4	206
RB	22	Alexander Mattison	JR	5-11	211
	34	Robert Mahone	RS-SO	5-10	204
	31	Skyler Seibold	RS-SR	6-1	207
	21	Andrew Van Buren	FR	6-0	227

DEFENSE

DE	91	Durrant Miles	SR	6-5	261
	45	Kayode Rufai	RS-SO	6-4	255
NT	57	Emmanuel Fesili	JR	6-2	319
	90	Scale Igiehon	FR	6-2	300
	98	Sonatane Lui	JR	6-1	305
DT	93	Chase Hatada	JR	6-3	253
	54	Matt Locher	RS-JR	6-2	269
	40	Jabari Watson	RS-SO	6-1	253
STUD	8	Jabril Frazier	RS-SR	6-4	238
	99	Curtis Weaver	RS-SO	6-3	266
	53	Sam Whitney	RS-JR	6-2	233
WLB	44	Riley Whimpey	SO	6-1	218
	7	Ezekiel Noa	RS-FR	5-11	243
	OR 36	Blake Whitlock	RS-SR	6-1	214
MLB	58	Tyson Maeva	JR	6-0	230
	25	Benton Wickersham	SO	6-2	230
	56	Joseph Inda	RS-SR	6-0	231
SLB/N	28	Kekaula Kaniho	SO	5-10	183
	9	Desmond Williams	RS-SO	5-11	200
	41	Will Heffner	RS-JR	6-2	225
FCB	26	Avery Williams	RS-SO	5-9	197
	30	Robert Lewis	RS-SO	5-10	176
FS	10	Kekoa Nawahine	JR	6-2	207
	32	Jordan Happle	RS-SO	5-11	199
BS	21	Tyrique Jones	RS-FR	6-2	197
	5	Evan Tyler	RS-JR	6-2	191
BCB	14	Tyler Horton	SR	5-11	190
	15	Jalen Walker	RS-SO	6-0	174

SPECIALISTS

K	96	Haden Hoggarth	RS-SR	6-0	195
	OR 46	Joel Velazquez	RS-SO	6-0	224
P	49	Quinn Skillin	RS-SR	6-4	189
	OR 46	Joel Velazquez	RS-SO	6-0	224
SNAP	50	Nicholai Pitman	JR	5-11	229
	OR 42	Daniel Cantrell	RS-FR	6-0	225
HOLD	49	Quinn Skillin	RS-SR	6-4	189
	KO 46	Joel Velazquez	RS-SO	6-0	224
KR	26	Avery Williams	RS-SO	5-9	197
	OR 16	John Hightower	JR	6-2	183
	OR 81	Akilian Butler	RS-JR	5-10	192
PR	26	Avery Williams	RS-SO	5-9	197
	OR 2	Khalil Shakir	FR	6-0	186

SERIES HISTORY

Despite being just 380 miles apart, Saturday's meeting is just the ninth all-time between Boise State and BYU. This week's game is also the seventh of a 12-year series that began in 2012 and will end in 2023. This will be just the second Boise State-BYU game to played on a Saturday, and the first such game to be played in Boise. The only previous Saturday game featuring the Broncos and Cougars was played in 2015 in Provo.

The Broncos are 6-2 against the Cougars, the only losses coming on the road in both 2013 (37-20) and 2015 (35-24). Although the Broncos are a perfect 4-0 when playing the Cougars in Albertsons Stadium, three of the four victories were decided by a single point: 28-27 in 2004, 7-6 in 2012 and 28-27 in 2016.

2004

After jumping out to a 16-0 first-quarter lead, Boise State was held out of the end zone until late in the fourth. BYU clawed back, ultimately taking a 27-22 lead, but with 3:50 remaining in the game, Jared Zabransky hit T.J. Acree for a 44-yard touchdown and the Broncos held on for a 28-27 victory.

2012

Nose tackle Mike Atkinson returned a second-half interception 36 yards for a touchdown and Boise State survived a fourth-quarter score to beat BYU 7-6 in a game dominated by defense. Back-up freshman quarterback Taysom Hill scored on a 4-yard run with 3:37 remaining, but BYU elected to go for the win and Hill's 2-point conversion pass attempt was deflected by a defender and fell incomplete.

2016

Boise State overcame a five-turnover performance and blocked a BYU field goal attempt on second down with 16 seconds remaining in the game. However, because the ball did not cross the line of scrimmage, the Cougars, who beat the Broncos on a Hail Mary in Provo the year before, had two more chances. Each of Taysom Hill's attempts fell incomplete, and the Broncos escaped with a 28-27 victory.

A look at the Broncos' all-time series against BYU can be found below:

BYU (6-2)

DATE	LOC	W/L	SCORE	BSU	OPP
Oct. 30, 2003	A	W	50-12		
Sept. 24, 2004	H	W	28-27	21/21	
Sept. 20, 2012	H	W	7-6	24/NR	
Oct. 25, 2013	A	L	20-37		
Oct. 24, 2014	H	W	55-30		
Sept. 12, 2015	A	L	24-35	20/22	
Oct. 20, 2016	H	W	28-27	14/14	
Oct. 6, 2017	A	W	24-7		

GAME NOTES

BRYAN HARSIN NOTES...

THE HARSIN ERA: The 2018 campaign marks Boise State's fifth under head coach Bryan Harsin, a former Bronco quarterback and assistant coach. Harsin, who is 48-14 over his Boise State tenure, has led the Broncos to three 10-win seasons and two Mountain West titles, most recently going 11-3 and capturing the conference crown in 2017. In his first season at the Bronco helm in 2014, Harsin guided the program to a 12-2 mark, which included the school's first outright Mountain West Championship since joining the league in 2011 and the school's third victory in the Fiesta Bowl.

HARSIN HITS 50 (WINS): Boise State football head coach Bryan Harsin has 55 wins through his first five-plus seasons as a head coach. Harsin has won over 74 percent of his games (55-19) at Arkansas State (2013) and Boise State (2014-present).

Harsin needs two more victories to give him 50 at Boise State, and his 48 victories with the Broncos are currently fifth-most for a head coach since Boise State became a four-year football playing institution in 1968. Only Chris Petersen (2006-13; 84), Tony Knap (1968-75; 71), Jim Criner (1976-82; 59) and Dan Hawkins (2001-05; 53) boast more wins as a head coach.

HEAD COACHES AT ALMA MATER: Bryan Harsin is one of only 22 head coaches in the country currently serving at his alma mater. Of the 22, five are in the Mountain West: Troy Calhoun (Air Force), Harsin, Nick Rolovich (Hawai'i), Jeff Tedford (Fresno State) and Matt Wells (Utah State).

DODD TROPHY WATCH LIST: Head Coach Bryan Harsin is the only head coach from the Mountain West - and from the Group of Five - on the Dodd Trophy's preseason watch list.

TEAM NOTES...

TWO EARLY LOSSES LEAD TO A HAPPY ENDING?: For the fourth time in the last six seasons (2013, 2014, 2017, 2018), Boise State sat at 3-2 through the first five games. While not ideal, a 3-2 start has, of late, been a sign of strong finishes for the Broncos.

Although the Broncos lost their bowl game and finished 8-5 in Chris Petersen's final year at the helm in 2013, Boise State has bounced back emphatically from 3-2 starts under Brian Harsin (2014-present). In 2014, the Broncos won 10-straight games after the 28-14 loss to Air Force dropped them to 3-2, a run that included a Mountain West Championship Game victory and a VIZIO Fiesta Bowl win.

Last season, the Broncos sat at 3-2 after a humbling 42-23 loss to Virginia at Albertsons Stadium. Again, the team responded, reeling off six-straight wins to clinch the Mountain Division. Then, following a loss at Fresno State in the regular-season finale, the Broncos rebounded to beat the Bulldogs in the Mountain West title game followed by a 38-28 win over Oregon in the Las Vegas Bowl.

THE HAMMER



Boise State selects one player to lead the team onto the field with The Hammer each game. Traditionally, the honor has gone to the individual that made the best special teams play the week prior. However, the offensive line has been selected in the past, and the entire team entered the field with The Hammer in the 2017 MW Championship Game (pictured above).

@ Troy Avery Williams
UCONN Desmond Williams
@ Oklahoma State
. Alexander Mattison /
. Offensive Line
@ Wyoming Skyler Seibold
SAN DIEGO STATE Skyler Seibold
@ Nevada Joe Provenzano
COLORADO STATE
. Kekoa Nawahine
@ Air Force. Avery Williams
BYU
FRESNO STATE
@ New Mexico
UTAH STATE

PREVIOUS WINNERS ON THE 2018 ROSTER

Chase Hatada
. New Mexico, 2016
Tyler Horton
. Fresno State, 2017
Tyson Maeva
. Virginia, 2017
Robert Mahone
. BYU, 2017
Alexander Mattison
. BYU, 2016
. Wyoming, 2016
David Moa
. Utah State, 2016
Kekoa Nawahine
. San Diego State, 2017
Skyler Seibold
. New Mexico, 2017
Riley Whimpey
. Utah State, 2017
Avery Williams
. Washington State, 2017
. Wyoming, 2017

GAME NOTES

FIRST WIN AT THE ACADEMY: Boise State captured the first win at Air Force in program history with Oct. 27's 48-38 victory. With the decision, the Broncos have now captured a victory at each of the 11 opposing Mountain West venues.

A HOME-FRIENDLY NOVEMBER: Boise State heads into November with an advantageous schedule as it attempts to claim the Mountain Division, with two of its final three conference games at home during the final month. After a non-conference tilt with BYU at Albertsons Stadium on Nov. 3, the Broncos will have home dates against Fresno State (Nov. 9) and Utah State (Nov. 24) sandwiched around its conference road finale at New Mexico on Nov. 16.

The remaining home games against BYU, Fresno State, and Utah State bode well for the Broncos fortunes, as they are a combined 22-3. Broken down individually, the Broncos are 4-0 at home against BYU, 9-1 against Fresno State (the Broncos have won nine in a row at home against the Bulldogs since the lone loss in 1984), and 9-2 against Utah State (last home loss to the Aggies coming in 1996).

TWO RANKED OPPONENTS IN NOVEMBER?: With Utah State (No. 18) and Fresno State (No. 20) breaking into the Associated Press Top 25 this week, the Broncos could end up playing two ranked opponents in November for the first time in program history. The Broncos have played one ranked opponent in November on three occasions (Fresno State in 2005, Hawai'i in 2007, Nevada in 2010).

Boise State is 0-3 over those games.

OPRAH OUT HERE HANDING OUT TOUCHDOWNS: Boise State has 12 different offensive players that have scored a touchdown in 2018, a mark that ranks tied for eighth nationally. Ohio State and Texas Tech lead the country with 14 different players.

Including Tyler Horton's three defensive touchdowns, and special teams scores from both Kekaula Kaniho and Avery Williams, the Broncos have 15 players that have found the end zone, tied for the sixth-most nationally. Ohio State, Miami and Texas Tech, each with 17, lead the country in total players with TDs.

ANOTHER SINGLE-DIGIT LOSS IN MOUNTAIN WEST PLAY: Boise State's 19-13 loss to San Diego State on Oct. 6 was just its 12th in Mountain West play since joining the conference in 2011. Out of those 12, Saturday's loss was the ninth by single digits, as the Broncos have only been beaten by 10 or more points by a Mountain West foe on three occasions (28-14 at Air Force on Sept. 27, 2014; 52-26 at Utah State on Oct. 16, 2015; 28-17 at Fresno State on Nov. 25, 2017).

OVER 200 WINS SINCE 2000: Sept. 29's victory at Wyoming was Boise State's 201st since the start of the 2000 season, and, currently at 203 wins, the Broncos are the winningest team in college football since 2000. Oklahoma is second with 202 wins since 2000 and Ohio State is third at 200.

SUCCESS IN CONFERENCE OPENERS: Sept. 29 in Laramie, the Broncos improved to 8-for-8 in Mountain West openers since joining the conference in 2011. The game at Wyoming was also just the third time that the Broncos have opened Mountain West play on the road.

The Broncos' previous Mountain West openers on the road came in 2011 (a 63-13 win at Colorado State) and 2012 (a 32-29 win at New Mexico).

DRIVE SUMMARY

	BOISE STATE	
DRIVE YARDS	TOTAL DRIVES	SCORING DRIVES
<0	5	
0-9	15	2
10-19	9	
20-29	6	
30-39	7	3
40-49	11	4
50-59	8	5
60-69	10	9
70-79	15	15
80-89	4	4
90-99	3	3

POSSESSIONS WITH PLAYS

INSIDE THE:		TD	FG
30-yd line	39	23	7
20-yd line	27	17	6
15-yd line	22	14	4
10-yd line	14	13	
5-yd line	11	10	

RED ZONE

	TD	FG
17-27	6-27	
	.630	.222

TOTAL: 23-for-27 (.852)

	OPPONENT	
DRIVE YARDS	TOTAL DRIVES	SCORING DRIVES
<0	8	
0-9	23	3
10-19	18	1
20-29	9	
30-39	5	1
40-49	3	3
50-59	5	4
60-69	8	5
70-79	12	12
80-89	2	2
90-99	2	2

POSSESSIONS WITH PLAYS

INSIDE THE:		TD	FG
30-yd line	29	17	7
20-yd line	24	14	7
15-yd line	19	12	5
10-yd line	15	11	3
5-yd line	10	6	3

RED ZONE

	TD	FG
14-24	7-24	
	.583	.292

TOTAL: 21-for-24 (.875)

GAME NOTES

CONFERENCE RECORD: Since 2000, Boise State is a national-best 128-17 (.883) in conference play. Since joining the FBS in 1996, the Broncos have played in three leagues: the Big West (1996-2000), WAC (2001-10) and Mountain West (2011-Present). Over the campaigns in those three conferences, the Broncos have posted an all-time record of 138-26 (.841). Boise State went 5-3 in Mountain West play in 2015, just the second time since 1998 - when Boise State went 2-3 in the Big West - that the Broncos lost three conference contests in a season. It was also just the fourth time since 2001 - Boise State's first year in the WAC - that the Broncos lost multiple conference games (also went 6-2 in WAC play in 2001).

MW SUCCESS: Since joining the Mountain West for the 2011 season, Boise State has lost just 12 conference games, with only three of those 12 losses being by more than seven points. Outside of a 28-14 loss to Air Force (Sept. 27, 2014), a 52-26 loss at Utah State (Oct. 16, 2015), and a 28-17 loss at Fresno State (Nov. 25), the Broncos' other nine Mountain West losses have come by a combined 36 points. Boise State's four Mountain West losses from 2011-13 were by a combined seven points: TCU in 2011 (36-35); San Diego State in 2012 (21-19); Fresno State (41-40) and SDSU (34-31, OT) in 2013. Additionally, no Mountain West team has a winning record against the Broncos, although San Diego State is 3-3 against Boise State.

DEFENDING THE CROWN: Boise State will aim to win back-to-back Mountain West titles for the first time in 2018. The Broncos last won consecutive conference titles with a WAC three-peat from 2008-10. Following its first two Mountain West titles (2012, 2014), the Broncos went 6-2 and 5-3 in conference play the following seasons (2013 and 2015, respectively).

SERVING UP 50-BURGERS: With Oct. 19's 56-28 win over Colorado State in the books, the Broncos have thrice hit the 50-point mark this season, the most since having five 50-point games in 2015.

Boise State's 56 points Sept. 1 at Troy marked the first time it had put a 50-burger on an opponent in a season opener since beating Weber State, 56-7, in the 2007 lid-lifter. The last time that the Broncos had scored at least 50 in an opener against an FBS team was in a 65-7 win over Idaho (then in the Sun Belt) in 2004.

ACTUALLY, MAKE IT A 60-BURGER: Boise State topped (no pun intended) its 50-Burger at Troy by serving up a 60-Burger to UConn on Sept. 8, beating the Huskies, 62-7. It marked the first time since a 63-14 win at Wyoming on Nov. 22, 2014, that the Broncos had hit the 60-point mark.

It was also Boise State's first 60-point performance at home since beating Southern Mississippi, 60-7, on Sept. 28, 2013.

BOISE STATE VOTED TO CAPTURE MOUNTAIN DIVISION (AGAIN): The preseason Mountain West predicted order of finish was released on July 24, and, voted to win the Mountain Division for the sixth-straight season was, you guessed it, Frank Stallone.

The announcement extended Boise State's run of being voted the preseason favorite to win the Mountain West (2011-12) or the Mountain Division (2013-present) every year since joining the conference ahead of the 2011 campaign. This preseason, the Broncos received all 22 first-place votes, topping the Mountain Division with 132 points. They were followed, in order, by Wyoming (92 points), Colorado State (82), Utah State (78), Air Force (52), and New Mexico (23).

On the other side of the conference, Fresno State topped the West Division poll, receiving 16 first-place votes for 126 points, followed by San Diego State with six first-place votes and 116 points. UNLV (78 points), Nevada (72), Hawai'i (45), and San Jose State (25) rounded out the poll.

EXPLOSIVE PLAYS

A complete game-by-game breakdown of explosive plays by both Boise State and its opponents during the 2018 season can be found below.

For Boise State, explosive plays are defined as runs of 12-plus yards and passes of 15-plus.

OPPONENT	RUN	PASS	TOT
@ Troy	2	7	9
UCONN	9	8	17
@ Okla St	1	8	9
@ Wyoming*	3	8	11
SDSU*	3	2	15
@ Nevada*	3	6	9
COLO ST*	3	9	12
@ Air Force*	5	12	17
BYU			
FRESNO ST*			
@ UNM*			
UTAH ST*			
TOTAL	29	60	89

A complete game-by-game breakdown of opponent explosive plays can be found below:

OPPONENT	RUN	PASS	TOT
@ Troy	4	8	12
UCONN	2	1	3
@ Okla St	4	6	10
@ Wyoming*	2	4	6
SDSU*	0	1	1
@ Nevada*	2	7	9
COLO ST*	4	7	11
@ Air Force*	4	6	10
BYU			
FRESNO ST*			
@ UNM*			
UTAH ST*			
TOTAL	22	40	62

GAME NOTES

RYPIEN, WILLIAMS HEADLINE PRESEASON ALL-MOUNTAIN WEST HONORS: Senior quarterback Brett Rypien (Offensive Player of the Year) and redshirt sophomore CB/KR/PR Avery Williams (Special Teams Player of the Year) were announced as two of the three Mountain West preseason award recipients at the start of the Mountain West Football Media Summit on July 24.

Rypien is the second Boise State player to ever be named the Mountain West's Preseason Offensive Player of the Year (Kellen Moore, 2011), while Williams is also the second to be named the conference's Preseason Special Teams Player of the Year (Mitch Burroughs, 2012). Together, they are the first Broncos to earn a preseason Mountain West individual honor since Burroughs' recognition.

EIGHT BRONCOS NAMED TO PRESEASON ALL-MOUNTAIN WEST TEAM: Boise State had a program-record eight players named to the Preseason All-Mountain West Team in July. The previous record for the program since joining the Mountain West was in its inaugural season in the conference (2011).

Quarterback Brett Rypien, running back Alexander Mattison, and offensive linemen Ezra Cleveland and John Molchon represented the Boise State offense, while the trio of cornerback Tyler Horton, defensive tackle David Moa, and STUD Curtis Weaver were voted to the defensive team. CB/KR/PR Avery Williams was voted the team's return specialist.

PLENTY OF BRONCOS ON PRESEASON WATCH LISTS: The summer months ahead of the college football season are dominated by #WatchListSZN, during which the array of postseason awards release their preseason candidates.

This preseason, the Broncos had 10 athletes named to 16 different award watch lists, led by quarterback Brett Rypien, who was named to six. Rypien was named a preseason candidate for national player of the year honors such as the Maxwell Award and Walter Camp Award, in addition to quarterback of the year awards as the Davey O'Brien Award, Uinitas Golden Arm Award and the Manning Award, in addition to the Wuerffel Trophy.

Defensive stalwarts Tyler Horton and David Moa were named to three lists apiece, each landing on the Bronko Nagurski Trophy list. Horton, a senior cornerback, was also included on the lists for the Jim Thorpe Award and Bednarik Award, while Moa was a candidate for the Outland Trophy and the Polynesian Player of the Year award.

More Broncos named to award watch lists for 2018 included: tight end John Bates (Mackey Award), nose tackle Sonatane Lui (Polynesian Player of the Year), MLB Tyson Maeva (Polynesian Player of Year), running back Alexander Mattison (Doak Walker Award), safety Kekoa Nawahine (Jim Thorpe Award, Polynesian Player of the Year), STUD Curtis Weaver (Ted Hendricks Award), and CB/KR/PR Avery Williams (Paul Hornung Award).

AMONG THE MOST 10-WIN SEASONS: This season, Boise State will seek its 16th 10-win campaign since joining Division I-A (now FBS) in 1996. The Broncos' current mark of 15 10-win seasons since 1996 ranks second in the country only to Ohio State, which has won 10 games 17 times over that span.

Last year's 11-3 campaign marked Boise State's third 10-win season in four years, a stretch which includes marks of 12-2 (2014) and 10-3 (2016). The Broncos had a run of seven-straight 10-win seasons from 2006-12, highlighted by undefeated campaigns in 2006 (13-0) and 2009 (14-0).

BRONCOS IN THE NFL

There are currently 15 Broncos on National Football League rosters (as of Oct. 28), and 11 teams have at least one former member of the Boise State football team on their roster.

At least one Bronco has been selected in the NFL Draft in each of the last nine seasons, and 22 players have been drafted during that time - including eight in the first two rounds.

A complete list of Broncos in the NFL can be found below:

Arizona Cardinals
..... Jamar Taylor (CB)
Atlanta Falcons
..... Rees Odhiambo (OL)
Chicago Bears
..... Charles Leno (OL)
Cleveland Browns
..... Tanner Vallejo (LB)
Dallas Cowboys
..... Tyrone Crawford (DT)
..... DeMarcus Lawrence (DE)
..... Darian Thompson (S)
..... Leighton Vander Esch (LB)
..... Cedrick Wilson (WR; IR)
Denver Broncos
..... Matt Paradis (OL)
Kansas City Chiefs
..... Orlando Scandrick (CB)
Minnesota Vikings
..... George Iloka (S)
Oakland Raiders
..... Doug Martin (RB)
Philadelphia Eagles
..... Jay Ajayi (RB)
Tennessee Titans
..... Kamalei Correa (LB)

IR = Injured Reserve
PS = Practice Squad

GAME NOTES

BOISE STATE'S BOWL STREAK AMONG BEST IN THE COUNTRY: Boise State's 48-38 win at Air Force on Oct. 27 made the Broncos bowl-eligible for the 21st-straight season (1998-2018).

Currently, the Broncos' streak of 16-straight bowl games, which will increase to 17 come the postseason, is tops among "Group of Five" schools and is surpassed by only five "Power Five" schools. Florida State, Georgia, LSU, Oklahoma and Virginia Tech have each played in at least 17-straight bowl games entering 2018.

COACHING CHANGES: The Boise State coaching staff made three changes this past offseason, promoting a graduate assistant and adding two new faces. Spencer Danielson, who served as a defensive graduate assistant in 2017, was promoted to full-time assistant coach and will oversee Boise State's STUDs after the NCAA passed legislation allowing for a 10th full-time assistant position.

Chad Kauha'aha'a joined the Boise State staff as the defensive line coach after spending the past three seasons at Oregon State, including the past two as associate head coach. Kauha'aha'a, oversaw the defensive line for all three seasons at Oregon State, in addition to the outside linebackers from 2016-17.

The third addition to the Bronco staff was Jeff Popovich, who oversees the cornerbacks. Popovich, who has 12 seasons of experience in the collegiate coaching ranks, spent the last two seasons in the NFL with the Indianapolis Colts, serving as assistant to head coach Chuck Pagano, a former Boise State assistant coach (1987-88), in 2016, before moving to a defensive quality control position in 2017.

COORDINATOR CONTINUITY: Boise State enters the 2018 season with its three coordinators intact from a season ago, as Zak Hill (offense), Andy Avalos (defense), and Kent Riddle (special teams) form the triumvirate once again. Notably, with Hill entering his second season as offensive coordinator and Avalos his fourth in charge of the defense, Boise State will carry over the same offensive and defensive coordinators for a second-straight season for the first time since Robert Prince and Pete Kwiatkowski oversaw the Bronco offense and defense, respectively, from 2012-13.

Hill, who served as co-offensive coordinator with offensive line coach Scott Huff in 2016, took sole possession of the role in 2017 after Huff's departure to Washington.

AMONG THE GREATEST: Boise State boasts the fourth-best all-time winning percentage amongst the Football Bowl Subdivision. The Broncos' all-time record at the four-year level through Oct. 27 is 443-167-2 (.725). Notre Dame (914-324-42; .7304) is first on the all-time list, with Michigan (950-340-36; .7301) second. Ohio State (905-325-53; .726) is third. For the complete top 15, see page four.

ESTABLISHING A LEGACY: The Broncos are the winningest football program in the country since 2000, with an overall record of 203-40 (.835). Ohio State (200-42; .826), Oklahoma (202-46; .815), LSU (182-57; .762) and Alabama (186-60; .756) round out the top five. For the complete top 15, see page four.

ACADEMIC SUCCESS: The Broncos were one of only five schools in the country to receive the NCAA's Public Recognition Award in football for ranking in the top-10 percent nationally in APR from 2010 through 2014. Joining the Broncos were Clemson, Duke, Northwestern and Rutgers. Additionally, center Mason Hampton was a two-time CoSIDA Academic All-American (2016-17) and a finalist for the William V. Campbell Trophy in 2017, given annually to the top football scholar-athlete in the country. Boise State also had 36 team members named to the Fall 2017 Academic All-Mountain West list, marking the seventh-straight year in which Boise State has led the MW in all-academic selections.

BRONCO RADIO NETWORK

The Bronco Radio Network is comprised of 11 stations in Idaho and eastern Oregon, with KBOI 670 AM in Boise serving as the flagship.

The Bronco Sports Network includes the following stations:

IDAHO

Boise

KBOI 670 AM
KTIK 93.1 FM

St. Maries

KOFE 1240 AM

Idaho Falls

KSPZ 980 AM
KSPZ 105.1 FM

Pocatello

KSPZ 94.5 FM

McCall

KDZY 98.3 FM

Twin Falls

KSNQ 98.3 FM

Salmon

KSRA 960 AM

OREGON

LaGrande

KLBM 1450 AM

Baker City

KBKR 1490 AM

The broadcasts are also available on TuneIn: tunein.com/radio/Boise-State-Bronco-Sports-Network-s254035.



Bob Behler (left), a four-time Idaho Sportscaster of the Year, is in his 11th season calling play-by-play for the Broncos.

Former Boise State offensive lineman Pete Cavender is in his 10th season providing commentary.

GAME NOTES

DEFENSE...

AMERICA'S TEAM OR BOISE'S TEAM?: The NFL's Dallas Cowboys have endeared themselves to Boise State fans over the past few seasons with frequent acquisitions of Bronco greats.

Currently, the Cowboy roster boasts six Bronco alumni, including five on defense: defensive tackle Tyrone Crawford (at Boise State from 2010-11), defensive end DeMarcus Lawrence (2012-13), safety Darian Thompson (2012-15), wide receiver Cedrick Wilson (2016-17), and linebacker Leighton Vander Esch (2015-17). Dallas also features former Boise State quarterback Kellen Moore (2008-11) as its quarterbacks coach.

SECOND-HALF ADJUSTMENTS: After an uncharacteristic performance in the first half of Oct. 27's game at Air Force in which it gave up 28 points and 287 yards, the Boise State defense rebounded to limit the Falcons to just 10 points and 156 total yards over the final 30 minutes of the 48-38 win.

In that second half, the Bronco defense held the Air Force triple option to just 82 yards over 26 carries (3.2 ypc), as well as just 74 passing yards.

WHO YOU CALLIN' W(H)IMP(E)Y?: Sophomore linebacker Riley Whimpey continued his run of strong performances Oct. 27 at Air Force, recording a career-best 13 tackles, including a sack, just a week after posting a personal-best nine tackles against Colorado State.

Whimpey has been one of Boise State's surest tacklers of late stepping up and rising to the team lead with 48 tackles (23 solo) through Oct. 27. Over the last four games, Whimpey has accounted for 35 tackles.

LIVING IN YOUR BACKFIELD: Redshirt senior STUD Jabril Frazier was a disruptive force in Oct. 27's victory at Air Force, recording a sack and 2.5 tackles-for-loss among his eight tackles. Frazier came up big over two-straight plays late in the second quarter, first being credited with a sack as his pressure forced Air Force quarterback Isaiah Sanders to be called for intentional grounding, then stuffing Sanders for a loss of four on a QB draw to force the Falcons' first punt.

On the season, Frazier is second on the team with 4.5 sacks and 7.0 tackles-for-loss.

GETTING OFF THE FIELD: Air Force proved the rare exception to Boise State's usually stout third-down defense Oct. 27, going 6-for-13 for the game. However, the Broncos grew sturdier as the game went on, holding the Falcons to a paltry 2-for-8 on third downs in the second half.

Through Oct. 27, the Boise State defense ranks 26th in the country in holding opponents to a 32.7 third-down conversion rate.

RARE NO-TAKEAWAY GAME: Boise State didn't force a turnover in Oct. 27's 48-38 win at Air Force, just the second time this season that the defense has failed to make a takeaway. It marked Boise State's first win this season despite not forcing a turnover, as the previous such game was Sept. 15's 44-21 loss at Oklahoma State.

Boise State's modest two-game interception streak was also snapped in Saturday's turnover shutout.

SACK ATTACK: Boise State recorded two sacks Oct. 27 at Air Force, a week after dropping Colorado State quarterbacks three times on Oct. 19.

Redshirt sophomore STUD Curtis Weaver recorded 2.5 sacks against the Rams, and he leads the Broncos with 5.5 sacks on the season. Behind him, fellow STUD Jabril Frazier and senior defensive end Durrant Miles are tied for second with 4.5 sacks apiece.

Through Oct. 27, the Broncos rank 18th in the FBS and lead the Mountain West with 3.00 sacks per game (24 total).

BRONCO DEBUTS

The following players have made their Bronco debuts during the 2018 season. True freshmen are denoted by an asterisk:

@ Troy Daniel Cantrell (LS)
. Chase Cord (QB)
. John Hightower (WR)
. Scale Igiehon (NT)*
. Tyreque Jones (S)
. Tony Lashley (LB)
. Khalil Shakir (WR)*
. Jake Stetz (OL)
. Andrew Van Buren (RB)*
UCONN Jermani Brown (CB)
. Damon Cole (WR)
. Marques Evans (CB)
. Jaylon Henderson (QB)
. Roman Kafentzis (LB)
. Isaiah Moore (OL)
. John Ojukwu (OL)
. Nick Provenzano (LB)
. Jake Shaddox (RB)
. Damion Wright (S)
@ Oklahoma State None
@ Wyoming * Ezekiel Noa (LB)
SAN DIEGO STATE * None
@ Nevada * None
COLORADO STATE *
. Billy Bowens (WR) *
@ Air Force * None
BYU
FRESNO STATE *
@ New Mexico *
UTAH STATE *

The following players have made the first starts of their Boise State careers in 2018:

@ Troy Matt Locher (DT)
. Khalil Shakir (WR)
. CT Thomas (WR)
. Riley Whimpey (LB)
UCONN Akilian Butler (WR)
. Chase Hatada (DT)
. John Hightower (WR)
@ Oklahoma State
. Garrett Collingham (TE)
@ Wyoming * None
SAN DIEGO STATE *
. Tyreque Jones (S)
@ Nevada * None
COLORADO STATE *
. Donte Harrington (OL)
. John Ojukwu (OL)
@ Air Force * None
BYU
FRESNO STATE *
@ New Mexico *
UTAH STATE *

GAME NOTES

FINDING THE BOUNCES: This season, Boise State has pounced on nine loose balls through eight games, a mark that ranks 10th in the country through Oct. 27.

Eight different Bronco defenders have forced a fumble this season, and senior cornerback Tyler Horton leads the team and the country with three recoveries, two of which he's returned for touchdowns (both at Troy on Sept. 1).

Oct. 19 against Colorado State, the defense was cooking again, as Avery Williams punched a ball loose that Kekoa Nawahine fell on to stop another Ram drive.

BACKS AGAINST THE WALL: The Bronco defense has, of late, saved its takeaway skills for deep in its own territory. Oct. 13 at Nevada, the Broncos made two takeaways inside the 10-yard line, first with Jabril Frazier's forced fumble that was recovered by Sonatane Lui in the first quarter, then followed by Tyler Horton's 99-yard pick-six in the second quarter.

A week later against Colorado State, Kekaula Kaniho snuffed out a Colorado State drive with an interception of K.J. Carta-Samuels at the Bronco 2-yard line, returning it out to the eight.

KANIHO HITS THE TRIFECTA: Sophomore SLB Kekaula Kaniho demonstrated once again on Oct. 19 against Colorado State his flair for the big play, being in the right spot to scoop up Avery Williams' fumble on a first-quarter punt return and take it 74 yards for a touchdown.

As it officially goes in the books as a 74-yard punt return touchdown for Kaniho, it marks the third non-offensive touchdown of his career, and he is believed to be (due to incomplete records in early seasons of the program's history) the only Boise State player to have scored touchdowns on a fumble return (Oct. 14, 2017 at San Diego State), interception return (2017 Las Vegas Bowl against Oregon), and a punt return.

SEEING NOTHING BUT WEAVER: Redshirt sophomore STUD Curtis Weaver was all over the Colorado State backfield Oct. 19, recording 2.5 sacks to take the Boise State team lead at 5.5 this season.

Weaver's performance marked the most sacks in a game for a Bronco since David Moa also had 2.5 at Oregon State on Sept. 24, 2016. It also brought his career sack total to 16.5, just 2.5 outside of the all-time Boise State Top 10.

MAMA, THERE GOES THAT MAN: Senior cornerback Tyler Horton continued to show off his uncanny nose for the ball Oct. 13 in Reno, nabbing an interception and returning it 99 yards for a touchdown. The 99-yard pick-six was not only tied for the second-longest in Boise State history (Tasi Autele, at Montana on Oct. 2, 1993), but was also Horton's third defensive touchdown this season, a Boise State record.

Horton has now scored five defensive touchdowns in his career, two on interceptions and three on fumble returns. This year, the Fresno, Calif., native leads the FBS with three fumble recoveries, two of which he took back for touchdowns at Troy on Sept. 1.

COMING THROUGH IN TOUGH SPOTS: Boise State's defense has found itself with tall tasks on occasion, coming on the field with an opponent beginning a drive in Bronco territory, and answered resoundingly. Oct. 6 against San Diego State, the Aztecs, after Bronco turnovers, began three drives inside the Bronco 31. Boise State's defense responded by limiting the Aztecs to two field goals, a touchdown, and just two first downs on those drives. Oct. 13 in Reno, the Bronco defense forced and recovered a Nevada fumble inside the 10-yard line in the first quarter, preventing the Wolf Pack from taking a two-score lead. Then, after the Wolf Pack opened a drive on the Bronco 29 following an interception, the defense came through again, as Tyler Horton picked off a pass at the Bronco 1 and returned it 99 yards for a touchdown, turning a 10-7 deficit into a 14-10 Boise State lead.

KINGS OF CHAOS



The Boise State defense unveiled a new incentive during fall camp for being the most disruptive player in practice. The “King of Chaos” was awarded a bicycle (seen above), which he could ride back to the football facility from the practice field.

In the opening game of the 2018 regular season, the “King of Chaos” was rewarded with something new - a seat on a throne.

A look at who has taken the throne can be found below:

Tyler Horton (Troy, twice; San Diego State; Nevada), Tyreque Jones (Nevada), Kekaula Kaniho (Colorado State), Tony Lashley (Troy), Sonatane Lui (Nevada), Kekoa Nawahine (Colorado State), Jalen Walker (Troy and Wyoming), Riley Whimpey (San Diego State) and Avery Williams (UConn; Colorado State).



GAME NOTES

OPENING DRIVE 3-AND-OUT STREAK SNAPPED: The Bronco defense’s season-opening streak of forcing a 3-and-out on its opponents’ opening drives came to an end Oct. 13 in Reno, as Nevada drove 58 yards and came away with a field goal.

Over the first five games of this season, here’s the total number of yards for each opponent (in order: Troy, Connecticut, Oklahoma State, Wyoming, San Diego State): 5, 4, 1, 7, 2.

UNDER-300 GAMES: With eight games in the books this season, the Boise State defense has held three opponents to under 300 yards of total offense this season (Connecticut, Wyoming, San Diego State).

Sept. 8 against Connecticut, the Broncos yielded just 193 yards to the Huskies, before holding Wyoming to 295 on Sept. 29 in Laramie, then limiting San Diego State to 267 yards on Oct. 6.

Boise State’s defense posted another strong effort Oct. 6 against San Diego State, limiting the Aztecs to just 267 yards of total offense, and holding them to 12 points over three drives that started in Bronco territory due to turnovers.

BOUNCING BACK AFTER GIVING UP 40: Boise State, which has only given up 40 points to a team in regulation five times in the Bryan Harsin Era (2014-present), and six times overall (including a 47-44 triple-overtime loss at Washington State in 2017), continued its trend of bouncing back defensively with Sept. 29’s 34-14 win at Wyoming.

After Sept. 15’s 44-21 loss at Oklahoma State, Boise State held Wyoming to just 14 points, the fourth-straight time that the Bronco defense had yielded less than 20 points in the game following an opponent scoring 40. The Broncos are also now 6-0 in the game after an opponent has hit 40.

HORTON EARNS CONFERENCE, NATIONAL RECOGNITION: Senior cornerback Tyler Horton was rightly heralded following his outstanding defensive performance in Sept. 1’s 56-20 victory at Troy. After deflecting a pass that led to a Bronco interception, and returning two fumbles for touchdowns, Horton was named the Mountain West Defensive Player of the Week for the second time in his career on Sept. 3, as well as being named the Bronco Nagurski National Defensive Player of the Week on Sept. 4.

HORTON BRINGS THE CHAOS: Horton reigned as the supreme King of Chaos in Sept. 1’s victory at Troy, not only returning a pair of fumbles for touchdowns but also creating the Broncos’ first takeaway by deflecting a screen pass that ended up picked off by linebacker Tony Lashley.

Horton, a preseason candidate for the Bednarik Award, Bronco Nagurski Trophy, and Jim Thorpe Award in 2018, became one of just five players all-time in FBS history to record two fumble returns for touchdowns in a single contest at Troy. His first score came in the third quarter, as he plucked a loose ball caused by Kekoa Nawahine and winded his way 55 yards to the house, while his second came on an 11-yard return in the fourth quarter.

For his career, Horton now has five defensive touchdowns after Oct. 13’s 99-yard pick-six at Nevada. His first came on an 85-yard pick-six against Washington State on Sept. 10, 2016, and the second on a 21-yard fumble return against Air Force on Nov. 18, 2017.

VANDER ESCH GOES FROM BRONCO TO COWBOY: Redshirt junior linebacker Leighton Vander Esch capped one of the greatest seasons by a Boise State player by entering the 2018 NFL Draft and being selected 19th overall by the Dallas Cowboys. With that selection, Vander Esch became the fifth Bronco all-time to be selected in the first round of the draft, joining Ryan Clady (Denver Broncos, 2008), Kyle Wilson (New York Jets, 2010), Doug Martin (Tampa Bay Buccaneers, 2012) and Shea McClellin (Chicago Bears, 2012). At No. 19, Vander Esch matched McClellin for the second-highest a Boise State player has been drafted, seven spots behind Clady, who was taken 12th.

CAPTAINS

Boise State players voted redshirt senior STUD Jabril Frazier, senior cornerback Tyler Horton and senior quarterback Brett Rypien as captains for the 2018 season.



A fourth captain will be named on a weekly basis. A list of those individuals throughout the season is below:

@ Troy Durrant Miles
 CONNECTICUT Sean Modster
 @ Oklahoma State Akilian Butler
 Durrant Miles *
 @ Wyoming * Kekaula Kaniho
 SAN DIEGO STATE *
 A.J. Richardson
 @ Nevada * Benton Wickersham
 COLORADO STATE *
 Avery Williams
 @ Air Force * Bruno DeRose
 BYU
 FRESNO STATE *
 @ New Mexico *
 UTAH STATE *

* Filled in for Tyler Horton, who missed the Oklahoma State game.

GAME NOTES

Vander Esch finished the 2017 college season with a team-high 141 tackles, also leading or sharing the team lead in interceptions (three) and forced fumbles (four). He was voted the Mountain West Defensive Player of the Year and was named Defensive MVP of the Mountain West Championship Game as he tied a career high with 16 tackles, and made the game-sealing interception, in Boise State's 17-14 win over No. 25 Fresno State.

The Riggins, Idaho, native finished the season ranked 14th in the country with 10.1 tackles per game, and fifth in the country with 6.5 solo tackles per game.

HORTON'S GOT IT COVERED: Senior cornerback Tyler Horton is ready for a big final season with the Broncos, coming off of a 2017 campaign in which he was named to the All-Mountain West First Team ahead of being voted to the 2018 Preseason All-Mountain West Team.

Last year, Horton picked off two passes, and recovered two fumbles, one of which he returned 21 yards for a touchdown against Air Force (Nov. 18). The Fresno, Calif., native also led the Broncos with 11 passes defended, which also tied for fourth in the Mountain West.

This preseason, Horton's name has gained some steam with national awards, as he has been named to the watch lists for the Bednarik Award, Bronko Nagurski Trophy, and the Jim Thorpe Award, the latter of which is given annually to the nation's top defensive back.

RAPTORS ALWAYS HUNT IN PAIRS: After Boise State's victory over Wyoming last Oct. 21, head coach Bryan Harsin referred to STUDs Jabril Frazier and Curtis Weaver as the defense's "velociraptors," in that opposing defenses couldn't key in on defending one without the other breaking through from a different angle. That nickname proved true as the pair combined for 17.0 sacks, with Weaver (11.0) ranking 13th in the country and leading the Mountain West, and Frazier (6.0) ranking fifth in the conference.

Ahead of 2018, each Bronco was named to Athlon Sports' Preseason All-Mountain West Team, while Weaver was named to the Watch List for the Ted Hendricks Award, and Frazier to the Reese's Senior Bowl Watch List.

Last season, STUD Curtis Weaver became the first freshman in Mountain West history to be named to the conference's defensive first team. In addition to his sack totals, he scored a defensive touchdown, a 55-yard fumble return at Washington State (Sept. 9), and against Nevada made his first-career interception.

Frazier, meanwhile, bounced back very well from an injury-plagued late 2016 and offseason of rehabilitation, ranking second on the team in sacks (6.0), tackles-for-loss (6.5) and forced fumbles (two) in 2017.

One unique way in which Frazier's superb play boosted the Bronco defense is through his "assists," as each of his forced fumbles, coming on strip sacks at Washington State (Sept. 9) and against Air Force (Nov. 18), resulted in a Bronco scoop-and-score touchdown, as Curtis Weaver and Tyler Horton respectively converted.

WILLIAMS LOOKS TO FOLLOW BREAKOUT FIRST SEASON: Redshirt sophomore cornerback Avery Williams will aim to improve this season upon his eye-opening first year of action, in which he electrified the Boise State faithful with his play on defense and special teams.

Williams was named to the All-Mountain West Second Team as a return man, after leading the conference in punt return average (11.2 ypr) and punt-return touchdowns (two), and ahead of the 2018 season was named the loop's Special Teams Player of the Year. On his first-career touch last Sept. 2 against Troy, Williams returned a punt 81 yards for a touchdown, and followed with a 53-yard touchdown return Oct. 14 at San Diego State.

LYLE SMITH



Lyle Smith, the "Father of Boise State Football," head football coach from 1947-67 and Boise State Athletics Director from 1967-81, passed away the morning of July 26, 2017, at the age of 101.

Smith came to Boise Junior College in 1946 as basketball coach and assistant football coach. In 1947, he became head coach of the BJC football program and didn't lose a game until his fourth season.

His 1958 team won the National Junior College championship.

Smith retired from coaching after the 1967 season. In his 20 years as the head football coach at BJC; he compiled a 156-25-6 record, a winning percentage of .842.

Smith continued to lead Boise State as AD until his retirement after the 1980-81 academic year. Smith guided Boise State's transition from a junior college power to a highly-successful NCAA Division I athletic program.

In his honor, a statue was erected at the southwest corner of Albertsons Stadium. He was present for its unveiling prior to the 2016 season.

GAME NOTES

On defense, Williams broke into the starting lineup at cornerback on Oct. 6 at BYU, and went on to finish the season with two interceptions, 45 tackles, and eight passes defended.

The multi-threat Bronco was also recognized nationally this preseason by being named a candidate for the Paul Hornung Award, given annually to college football's most versatile player.

READY TO CREATE MORE TURNOVERS: Last year, Boise State's defense forced 26 turnovers, a stark contrast to its 2016 total of nine, which was a program-record low. In 2017, it took just five games for the Broncos to exceed that number, and the team went on to force multiple turnovers in nine of 14 games.

OFFENSE...

RECEIVING DUO TDs: The Broncos' receiving tandem of A.J. Richardson (seven touchdowns) and John Hightower (six) have combined for 13 receiving scores this season, tied for the 10th-highest total of any receiving tandem in the country. Hawaii's tandem of John Ursua (14) and Cedric Byrd (8) leads the nation. Alabama (17), West Virginia (17), Oklahoma (16), Toledo (16), Houston (15), Ohio State (15), North Texas (14) and Stanford (14) are the other schools nationally with receiving duos with more combined TDs.

Richardson is tied for 16th nationally in the statistical category, while Hightower is tied for 30th.

SPREADING IT AROUND: Boise State is one of just two schools in the country with eight receivers catching at least one pass in every game this season (Washington State).

Additionally, Brett Rypien is one of only six quarterbacks in the country to hit at least seven receivers in each game. The other five are Justice Hansen (Arkansas State), Peyton Ramsey (Indiana), Drew Lock (Missouri), Nathan Elliott (North Carolina) and Gardner Minshew II (Washington State).

RYPIEN IS THE AIR FORCE: Quarterback Brett Rypien must've been inspired by the pregame F-18 flyover at the Air Force Academy Oct. 27 because he then put on an aerial display to the tune of 399 yards and five touchdowns in Boise State's 48-38 win.

It was his sixth 300-yard passing performance of the season, and the five touchdown tosses matched his career high. Three of those scoring passes went for at least 35 yards, highlighted by a 61-yard bomb to John Hightower with 3:21 left in the game.

THE HIGHTOWER EFFECT: Wide receiver John Hightower, a junior-college transfer from Hinds Community College, continued his eye-opening debut season with a career effort Oct. 27 at Air Force, setting personal bests in receptions (eight), receiving yards (182), and touchdown catches (three).

Hightower scored Boise State's first two touchdowns against the Falcons, hauling in scoring passes for 44 and 18 yards, respectively, but saved his best for last, catching a Brett Rypien deep ball in stride for a 61-yard score with 3:21 to go.

The performance brought Hightower's numbers this season to 29 catches for 488 yards and six touchdowns. He's also rushed eight times for 163 yards and two more scores, and shares the team lead with eight total scores (Alexander Mattison).

INDIVIDUAL NOTES

JOHN BATES // TE

>> Named to the John Mackey Award Watch List during the 2018 preseason.

>> Has six catches for 76 yards and a touchdown so far in 2018.

>> Caught his first touchdown pass of the season, a 24-yard strike, Sept. 8 against UConn.

JABRIL FRAZIER // STUD

>> Second on the team in sacks (4.5) and third in tackles-for-loss (7.0) in 2018.

>> Recorded his first two sacks of the season Sept. 15 at Oklahoma State.

>> Named to the All-Mountain West Second Team in 2017 after recording 6.0 sacks and 6.5 TFL among his 33 tackles.

>> Recovered a fumble and forced two more in 2017, with each of his forced fumbles resulting in scoop-and-scores for the Broncos (Sept. 9 at Washington State, Nov. 18 against Air Force).

TYLER HORTON // CB

>> Voted to 2018 Preseason All-Mountain West Team.

>> Named to the preseason watch lists of the Bednarik Award, Bronko Nagurski Trophy, and the Jim Thorpe Award.

>> Has scored a Boise State-record three defensive touchdowns this season (two fumble returns, one pick-six).

>> Recorded a 99-yard pick-six Oct. 13 at Nevada, the second of his career, and tied for the second longest in Boise State history.

>> Leads the nation with three fumble recoveries in 2018.

>> Was named Mountain West Defensive Player of the Week and the Nagurski Trophy National Defensive Player of the Week following his performance Sept. 1 at Troy.

>> Became the fifth player in FBS history to record two fumble returns for touchdowns when he pulled the feat at Troy (Sept. 1). Horton took his first fumble return 55 yards for a score in the third quarter, and followed with an 11-yard scoop-and-score in the fourth quarter.

>> Now has five defensive touchdowns in his career (two interceptions, three fumbles). The first came on an 85-yard pick-six against Washington State (Sept. 10, 2016), with the second coming on a 21-yard fumble return against Air Force on Nov. 18, 2017.

GAME NOTES

THE "MATTISON RAM": Junior running back Alexander Mattison displayed his power in Oct. 27's 48-38 victory at Air Force with a season-best performance of 136 yards and a touchdown on 22 carries. While Mattison's longest run of the night was 19 yards, he was impressive in moving the ball forward as just one of his carries was dropped for a loss, and that loss being just a yard.

The performance got Mattison's hopes for a second-straight 1,000-yard season back on pace, as he is currently at 637 yards along with eight rushing touchdowns on the season.

TWO HIT THE CENTURY MARK: For the second time this season, two Broncos receivers eclipsed the century mark in yardage as John Hightower (182 yards on eight catches) and Sean Modster (101 yards on six catches) had big nights.

Previously this year, Hightower and A.J. Richardson achieved the feat Sept. 8 against Connecticut, as Hightower went for 119 yards and Richardson an even 100.

NOT AFRAID OF THIRD DOWN: Boise State's success on third downs has been key to the Broncos' 6-2 record, as the team ranks second in the nation with a 55.6 percent success rate, behind only Alabama (56.2). Over eight games this season, the Broncos have failed to convert half of their third downs in just one, when they went 6-for-19 against San Diego State on Oct. 6.

Over its last two games, against Colorado State (Oct. 19) and at Air Force (Oct. 27), the Broncos have gone an impressive 16-for-23 (69.6 percent) on third-down conversions.

BACK TO CLEAN FOOTBALL: The Bronco offense played its fourth turnover-free game of the season Oct. 27 at Air Force. Also, without an interception thrown against the Falcons, it marked the sixth game this year (out of eight) that Bronco quarterbacks have not thrown a pick. In fact, all six of Boise State's interceptions this season have come over two games: three apiece against San Diego State (Oct. 6) and at Nevada (Oct. 13).

SOMETHING ABOUT PLAYING THE RAMS: Oct. 19's 56-28 win over Colorado State marked the sixth time in eight overall meetings with the Rams that the Broncos scored at least 40 points, and the third time hitting the 50-point mark.

Boise State's 56 points against the Rams were also the most in a conference home game since scoring 63 against Idaho on Nov. 14, 2009 (WAC).

RICHARDSON KEEPS ROLLING: Redshirt senior A.J. Richardson continues to shine in his final season in Boise, as he followed up a career day Oct. 19 against Colorado State with his team-best seventh touchdown grab Oct. 27 at Air Force.

Against the Rams, he posted career highs in receiving yards (137) and touchdown catches (two) while matching his best with six receptions. At Air Force, despite coming out with just two catches for 33 yards, one was a 21-yard scoring grab from Brett Rypien in the first half.

On the year, Richardson, in addition to leading the team with seven touchdown catches and a 17.1 yards-per-catch average, is second in both receptions (35) and yards (600), and paces the receiving corps with three 100-yard games.

RECEIVER ROULETTE: Boise State's receiving corps has resoundingly answered its preseason skeptics, if the first eight games of this season are any indication. One major question mark hovering over the group was who would step into the role left by Cedrick Wilson, who caught 83 passes for a program single-season record 1,511 yards and seven touchdowns last season?

INDIVIDUAL NOTES

>> Had a hand in a third turnover at Troy, tipping a screen pass that was intercepted by linebacker Tony Lashley.

>> Named to the 2017 All-Mountain West First Team.

>> Had two interceptions, two fumble recoveries, one of which he took 21 yards for a touchdown against Air Force (Nov. 18), and led the Bronco defense with 11 pass breakups in 2017.

ALEXANDER MATTISON // RB

>> Voted to the Preseason All-Mountain West Team.

>> Named to the 2018 preseason watch list for the Doak Walker Award.

>> Has posted two 100-yard games this season, going for 115 yards and two touchdowns on 11 carries against Connecticut (Sept. 8), and 136 yards and a score on 22 carries at Air Force (Oct. 27).

>> Leads the Broncos with 637 rushing yards and seven rushing touchdowns in 2018.

>> Going for a second-consecutive 1,000-yard rushing season in 2018.

>> One of just two returning 1,000-yard rushers for the Mountain West in 2018.

>> Named All-Mountain West Honorable Mention in 2017 after rushing for 1,086 yards and 12 touchdowns, and catching 28 passes for 284 yards and another score.

>> Posted a career day at Colorado State last Nov. 11, rushing 23 times for 242 yards and three touchdowns in Boise State's 59-52 overtime victory.

KEKOA NAWAHINE // S

>> 2018 preseason candidate for the Jim Thorpe Award, Lott IMPACT Trophy, and Polynesian Player of the Year award.

>> Boise State's leading tackler in 2018 with 47.

>> Made seven tackles and forced a fumble that was returned for a touchdown by Tyler Horton in the season opener at Troy (Sept. 1).

>> Named to the All-Mountain West Second Team in 2017.

>> Finished second on the team in 2017 with 108 tackles while sharing the team lead with three interceptions.

>> Accumulated 64 return yards over his three picks, and returned a fumble for 14 yards last season.

>> Also recognized for his work in the classroom, being voted to the CoSIDA Academic All-District 7 Team in 2017.

GAME NOTES

Through eight games, seven Bronco receivers have hauled in at least 10 passes, with redshirt senior Sean Modster leading the way with a team-high 43. Five receivers have caught at least two touchdowns, with A.J. Richardson (35 catches for 600 yards) leading the way with seven, followed by John Hightower (29 catches for 488 yards) with six, and Modster with four. CT Thomas (28 catches for 356 yards) has hauled in four touchdown grabs while Akilian Butler (19 catches for 153 yards) has two.

Additionally, Modster, Hightower and Richardson have each posted at least two 100-yard receiving game already this season, with Richardson leading the team at three. Modster posted career highs in catches (seven), receiving yards (167), and touchdowns (two) in the season opener at Troy, while Hightower has his career game Oct. 27 at Air Force, grabbing eight balls for 182 yards and three touchdowns. Richardson, on the strength of his 74-yard touchdown catch, finished the Connecticut game with exactly 100 receiving yards on three catches, racked up 113 yards and a score on six catches at Wyoming (Sept. 29), then had career highs of 137 receiving yards and two scores against Colorado State (Oct. 19).

The receivers have also demonstrated the ability to break off big plays, as Richardson (74 yards), Hightower (67, 61), Modster (54), and Thomas (53) each have at least one catch of over 50 yards.

THE END ZONE...THAT'S WHERE THE LOCALS GO: Meridian native and former Mountain View High School standout Garrett Collingham scored the first touchdown of his career Oct. 19 against Colorado State, taking a sweep around left end for a four-yard score.

It showed a continued role in the Bronco offense for the tight end, who made the first catch of his career Sept. 1 at Troy, an 11-yard grab that converted a third down for the Broncos.

Collingham began his career with the Broncos as a quarterback before moving to punter, then to wide receiver, then to linebacker and special teams in 2017.

He saw game action on special teams last year, making two tackles, before moving to tight end to begin 2018. He made his second-career catch Oct. 13 at Nevada, a 19-yard reception, and followed with two grabs for 27 yards against Colorado State.

THOSE HANDS CATCH AS WELL AS BLOCK: Redshirt junior tight end Matt Pistone, used primarily as a blocker in short-yardage and goal-line situations, made the first catch of his career Oct. 19 against Colorado State, a four-yard gain in the first quarter.

BLEEDING THAT CLOCK: The Bronco offense ran a clinic on possession and bleeding the clock in the second half at Nevada on Oct. 13, possessing the ball for an incredible 13:28 of the fourth quarter and 20:55 of the second half in the 31-27 win.

In the fourth quarter, Nevada only got two possessions, with the second beginning at its own 24 with six seconds left on the clock. The Wolf Pack's only significant possession of the period was a 3-and-out that lasted just 1:26 and began with 9:52 left in the game.

NOT AFRAID TO GO FOR IT: A season after struggling on fourth downs, Boise State has had a resurgent 2018 season when it comes to going for it. The Broncos rank 24th in the country in fourth-down conversions, at 64.3 percent. The Broncos' confidence on fourth downs was highlighted at Nevada, as the offense converted a 4th-and-8 with under three minutes to play which allowed Boise State to run the clock down to under 10 seconds before giving Nevada one final possession.

HIGHLIGHT-REEL CATCHES: This season has been one for highlight-reel catches already for Boise State receivers. Sept. 15 at Oklahoma State, wide receivers John Hightower and A.J. Richardson made a couple of highlight-reel scoring grabs, as Hightower laid out to haul in a 31-yard touchdown

INDIVIDUAL NOTES

BRETT RYPIEN // QB

>> Voted Preseason Mountain West Offensive Player of the Year and to the Preseason All-Mountain West Team.

>> Preseason candidate for the Maxwell Award, Walter Camp Award, Davey O'Brien Award, Manning Award, and Reese's Senior Bowl.

>> Named a Top-15 candidate for the Johnny Unitas Golden Arm Award.

>> Opened 2018 with four-straight 300-yard passing performances.

>> Has thrown for at least 300 yards in six of Boise State's eight games this season.

>> Boise State's all-time leader in 300-yard passing performances (20), surpassing Kellen Moore's (2008-11) previous mark of 16 on Sept. 15 with a 380-yard performance at Oklahoma State.

>> Earned his third-career All-Mountain West selection, being voted to the Second Team, in 2017.

>> Was voted to Mountain West First Team in 2016.

>> Named Mountain West Freshman of the Year and All-Mountain West First Team in 2015.

>> Named Poinsettia Bowl Offensive MVP, throwing for 377 yards and three touchdowns in Boise State's 55-7 victory over Northern Illinois.

>> Thrust into the starting job following an injury to Ryan Finley Sept. 18, 2015, against Idaho State... went 8-for-9 for 126 yards in his debut...made his first start the following week at Virginia (Sept. 26), going 24-for-35 for 321 yards and three touchdowns.

CURTIS WEAVER // STUD

>> Voted to the 2018 Preseason All-Mountain West Team.

>> Leads the Broncos with 5.5 sacks and 8.5 TFL.

>> Recorded his first sack of the season in the opener at Troy.

>> Led the Mountain West and ranked 13th in the country with 11.0 sacks in 2017, and led the Broncos with 13.0 TFL.

>> Was named to Phil Steele's All-America Fourth Team as well as an All-America Honorable Mention by SB Nation.

>> Earned spots on the Freshman All-America Teams of USA TODAY and the FWAA last season.

>> Scored a defensive touchdown in 2017 on a 55-yard scoop-and-score at Washington State (Sept. 9).

GAME NOTES

pass down the sideline, putting the Broncos up 7-0 on the Cowboys. In the third quarter, Richardson, running the same route along the sideline, reached up and made a spectacular one-handed catch, gathering the ball in then walking the tightrope along the sideline over the final five-to-seven yards for the score, helping the Broncos cut the Cowboy lead to 20-14.

Sept. 29 at Wyoming, the two struck again. First, it was Richardson catching a 21-yard touchdown pass in the second quarter between two defenders and holding on despite taking a hard hit. Later in the quarter, Hightower, despite losing a shoe on the play, made a falling-down, one-handed catch along the sideline for 31 yards to the 1.

GETTING THE TIGHT ENDS GOING: Just as the receivers have helped fuel the offense, the Bronco tight ends have begun getting into the flow of things. Redshirt sophomore John Bates, a preseason John Mackey Award candidate, has made six catches this season, including a 24-yard touchdown reception Sept. 8 against Connecticut. Redshirt senior Chase Blakely, meanwhile, made a career high six receptions for 30 yards Sept. 15 at Oklahoma State, including his first-career scoring grab.

Against the Cowboys, Bates and Blakely combined for 10 catches for 79 yards and a score, with Bates hauling in four passes for 49 yards to complement Blakely's career day.

A HISTORIC NIGHT FOR OFFENSE: Boise State's 818 yards of total offense Sept. 8 against UConn not only set the program's single-game record, it blew away the previous best of 742 yards set in 2011 against Colorado State.

The Broncos racked up 514 yards of offense by halftime, and even tied the single-game Mountain West record of 822 yards with just over a minute left in the contest before taking a knee twice to drop down to 818 yards at the final gun.

Boise State's output included 400 rushing yards, the sixth-highest single-game total in program history, as well as a per-carry rushing average of 8.88 yards, the program's fourth-highest single-game mark.

PLENTY OF OPTIONS IN THE GROUND GAME: The Broncos showed off plenty of depth and talent in the run game against UConn, as the team rushed for 400 yards, the sixth-highest single-game total in program history.

Junior Alexander Mattison led the way with his sixth-career 100-yard rushing performance, carrying 11 times for 115 yards and two touchdowns. Freshman Andrew Van Buren saw his first extended action of the season, gaining 75 yards on 13 carries and scoring his first-career touchdown.

The team rushing performance was supplemented by receiver John Hightower's 55-yard touchdown run, backup quarterback Chase Cord's 41 yards over two carries, and 35 yards over seven carries from safety-turned-running back Skyler Seibold.

MATTISON GOING FOR BACK-TO-BACK 1,000-YARD CAMPAIGNS: Junior running back Alexander Mattison aims to become the sixth Bronco running back since 2001 to record back-to-back 1,000-yard seasons. With a 1,000-yard season in 2018, he would join the list that features Brock Forsey (2001-02), Ian Johnson (2006-07), Doug Martin (2010-11), Jay Ajayi (2013-14), and Jeremy McNichols (2015-16).

Through eight games in 2018, Mattison leads the Broncos with 637 rushing yards and eight touchdowns, averaging 4.2 yards per carry.

Last year, Mattison, despite various nagging injuries, rushed for 1,086 yards and 12 touchdowns and averaged 5.1 yards a carry, being named All-Mountain West Honorable Mention. His season was highlighted by a career-best 242 rushing yards and three touchdowns, including a 70-yard scoring run, in Boise State's 59-52 overtime win at Colorado State on Nov. 11.

INDIVIDUAL NOTES

AVERY WILLIAMS // CB/PR/KR

>> Voted the 2018 Preseason Mountain West Special Teams Player of the Year and to the Preseason All-Mountain West Team as a return specialist.

>> Named to the preseason watch list for the Paul Hornung Award.

>> Returned an onside kick 44 yards for a touchdown against Colorado State (Oct. 19).

>> Leads the Broncos with two interceptions and four pass breakups.

>> Named to the All-Mountain West Second Team as a kick/punt returner in 2017.

>> Led the Mountain West and ranked 13th in the country with 11.2 yards per punt return in 2017. Also ranked tied for second in the nation and led the Mountain West with two punt-return touchdowns.

>> Was twice named Mountain West Special Teams Player of the Week (Sept. 4, Oct. 16) in 2017 after his performances against Troy (Sept. 2) and San Diego State (Oct. 14).

>> Broke into the starting lineup on defense at cornerback on Oct. 6 at BYU. Went on to finish the season with two interceptions, eight passes defended and 45 tackles.

>> Made collegiate debut Sept. 2 against Troy, and on his first touch, returned a punt 81 yards for a touchdown, Boise State's first such score since 2014. It was also the fifth-longest punt return in Boise State history.

>> Finished his first game (Sept. 2 vs. Troy) with 124 yards on five punt returns, the sixth-highest yardage total in school history.

GAME NOTES

He also made his mark in the passing game, catching 28 passes for 284 yards and a score.

This year, Mattison was named to the Preseason All-Mountain West Team in addition to the preseason watch list for the Doak Walker Award, given annually to college football's top running back.

1,000-YARD RUSHERS: It was well established last season that when Alexander Mattison eclipsed 1,000 yards rushing that Boise State had extended its streak of consecutive seasons with such a performance to nine, tied with Auburn for the longest in the nation. However, per research done by Louisiana Tech, it was discovered that this streak is tied for the sixth-longest in the history of college football. North Carolina (12; 1973-84), Texas (11; 1995-2005), Wisconsin (10; 1993-2002 and 2005-14) and USC (10; 1972-81) are the only schools that have put together longer streaks than the Broncos' current one.

SHUTOUT STREAK: Boise State has not been shut out in 259 consecutive games, the ninth-longest active streak in the country and the 15th-longest streak in NCAA history. The last shutout came on the road against No. 15 Washington State, Sept. 27, 1997 (58-0). The loss to the Cougars is one of only two shutouts the Broncos have suffered since becoming a four-year institution in 1968.

SPECIAL TEAMS...

SCORING ON KICKOFF AND PUNT RETURNS: Boise State's special teams scored on both a punt return and a kickoff return Oct. 19 against Colorado State, marking what is believed to be the first time the Broncos have pulled that feat in program history.

With the exception of missing box scores from the 1981 season, this current campaign is the only one since 1968 in which the Broncos have scored touchdowns on a kickoff and punt return in a single game. Kekaula Kaniho was credited with a 74-yard punt return touchdown after picking up teammate Avery Williams' fumble after an initial return of 10 yards on the first-quarter punt, and Williams grabbed an onside kick on the bounce and dashed 44 yards for the score in the fourth quarter against the Rams.

WILLIAMS BACK INTO FORM: Kick/punt returner Avery Williams has rounded into the 2017 form that led to him being voted the 2018 Preseason Mountain West Special Teams Player of the Year, once again instilling fear in opposing kick units.

Over the last two games, Williams has averaged 20.2 over five punt returns, including one that he returned for a touchdown but had called back due to a penalty Oct. 19 against Colorado State, and a 67-yard, third-quarter return Oct. 27 at Air Force that set up a Bronco touchdown from the 5-yard line. Currently, Williams ranks 13th in the country and second in the Mountain West with a 12.1 punt-return average.

Against Colorado State, Williams also scooped up an onside kick and dashed 44 yards to the house for his first-career kickoff return for a touchdown.

HOGGARTH FINDING A GROOVE: Redshirt senior kicker Haden Hoggarth had one of his finest games Oct. 27 at Air Force, going 2-for-2 on field goals, including a career-long 47-yarder, along with a 5-for-5 effort on PATs.

On Oct. 19, Hoggarth kicked eight PATs against Colorado State, the third time this season, and fourth time in his career, that he has achieved that feat. He is now just the third Boise State kicker with at least four eight-PAT games in his career. Tyler Jones (2001-04) leads with six, followed by Nick Calaycay (1999-2002) with five.

SACKS FOR HUNGER



Boise State has once again teamed up with Albertsons and the Idaho Foodbank to tackle hunger in the Treasure Valley.

For every sack by a member of the Boise State football team, Albertsons will donate \$500 to the Idaho Foodbank.

For every \$1 received, the Idaho Foodbank can provide five meals. Thus, every sack is worth the equivalent of 2,500 meals.

The Broncos' game-by-game sack totals, how much money has been raised and how many meals that equates to can be found below:

@ Troy	5
CONNECTICUT	1
@ Oklahoma State.....	3
@ Wyoming	5
SAN DIEGO STATE	4
@ Nevada	1
COLORADO STATE.....	3
@ Air Force.....	2
BYU.....	
FRESNO STATE	
@ New Mexico	
UTAH STATE.....	

TOTAL SACKS: 24
 TOTAL DONATION: \$12,000
 TOTAL MEALS: 60,000

GAME NOTES

On the year, Hoggarth is 7-for-10 on field-goal attempts and 41-for-41 on PATs, leading the Broncos with 62 points. For his career, Hoggarth is a perfect 98-for-98 on PAT attempts.

FILL-IN SKILLIN: Redshirt senior punter Quinn Skillin has filled in on kickoff duties the past two games in the absence of usual kickoff man Joel Velazquez, and acquitted himself well with 12 touchbacks on 17 attempts.

While his day job is as the team's No. 1 punter, Skillin has honed his accuracy as he's been called on very often to punt with short field to work with. This was evident Oct. 6 against San Diego State, when Skillin punted a career-high nine times, and, despite punting with a short field much of the time, delivered to help the Broncos pin San Diego State deep.

Although he averaged just 39.1 yards per punt, Skillin pinned the Aztecs inside the 20-yard line seven times, including one punt being downed at the 1-yard line in the second half. He also boomed a first-quarter punt 56 yards that was muffed by the Aztec return man and recovered by Riley Whimpey at the Aztec 4, setting up Boise State's first touchdown.

VELAZQUEZ MAKES HIS PLACEKICKING DEBUT: Oct. 6's game against San Diego State marked the placekicking debut of redshirt sophomore Joel Velazquez, who went 1-for-2 on PAT attempts. Prior to Saturday, Velazquez had been Boise State's full-time kickoff specialists, in addition to sharing punting duties with Quinn Skillin.

PAT STREAK SNAPPED: Joel Velazquez' missed PAT in the fourth quarter of Oct. 6's 19-13 loss to San Diego was Boise State's first since Tyler Rausa missed one at San Jose State on Nov. 27, 2015. The miss ended a streak of 157-straight converted PATs for the Broncos.

BLOCK THAT PUNT!: A game after surrendering two blocked punts, Boise State's special teams turned things around Sept. 29 at Wyoming by blocking a punt, and forcing a muffed snap on a second.

Jalen Walker's pressure helped force a muffed snap in the first quarter, as Wyoming punter Tim Zaleski dropped the ball as he prepared to punt. Walker ended up recovering the fumble to set up the Broncos at the Cowboy 24. In the second quarter, John Hightower broke through and blocked Zaleski's punt, which was recovered just past the line of scrimmage by Skyler Seibold at the Cowboy 43. That play set up a Haden Hoggarth field goal that put the Broncos up 24-0.

QB BRETT RYPIEN

#RYPITGOOD: Quarterback Brett Rypien continues to cement himself among the top quarterbacks in Mountain West history this season, a year after earning his third-career All-Mountain West honor, being named to the second team.

Rypien has been putting up video game numbers in 2018, ranking in the national top 20 in completions per game (24.9, seventh), passing yards (2,565, sixth), passing yards per game (320.6, eighth), passing touchdowns (23, eighth), passing efficiency (163.9, 11th), and completion percentage (67.9, 14th).

Rypien is currently the FBS' active career leader in passing yardage at 12,441, and is just 250 yards shy of becoming the Mountain West's all-time leader (San Diego State's Ryan Lindley is the all-time leader at 12,690). Rypien currently ranks second all-time in the Mountain West in passing yardage, attempts, and completions.

With his performance Oct. 19 against Colorado State, Rypien eclipsed the 12,000 career passing yards mark, becoming just the second Boise State quarterback (along with Kellen Moore) and second Mountain West quarterback to do so.

Oct. 27 at Air Force, Rypien threw for 399 yards, posting his 20th-career 300-yard passing performance, to become the Mountain West's co-leader with BYU's Max Hall (20; 2007-09). The Spokane, Wash., native also threw five touchdowns against the Falcons, tying his career high.

MOVING UP IN THE RECORD BOOKS:

Rypien has continued his march up the Boise State record books, surpassing Kellen Moore (2008-11)'s record of 16-career 300-yard passing games on Sept. 15 (Rypien is now at 20), and sitting second all-time at in passing yards, completions, and attempts. Sept. 1 at Troy, Rypien passed Tony Hilde (1993-96) into second place in career attempts, currently sitting at 1,464, while remaining in second in passing yards (12,441) and completions (934). He trails Moore in all three categories.

In the Mountain West record books, Rypien is tied with BYU's Max Hall (2007-09) for the conference's all-time lead with 20 300-yard passing performances, and is second in passing yards, 249 behind all-time leader Ryan Lindley of San Diego State (12,690), along with completions (934) and attempts (1,464).

BRETT RYPIEN'S CAREER NUMBERS

ACTIVE CAREER LEADERS NCAA

Pass Attempts

1. Clayton Thorson, Northwestern	1,525
2. Brett Rypien, Boise State	1,465
3. Drew Lock, Missouri	1,395
4. Brent Stockstill, Middle Tennessee	1,384
5. Jake Browning, Washington	1,332

Pass Completions

1. Brett Rypien, Boise State	934
2. Brent Stockstill, Middle Tennessee	894
3. Clayton Thorson, Northwestern	885
4. Jake Browning, Washington	858
5. Ryan Finley, NC State	790

Passing Yards

1. Brett Rypien, Boise State	12,441
2. Jake Browning, Washington	11,153
3. Drew Lock, Missouri	10,839
4. Brent Stockstill, Middle Tenn	10,669
5. Clayton Thorson, Northwestern	9,620

Passing TDs

1. Brent Stockstill, Middle Tennessee	92
2. Jake Browning, Washington	90
3. Drew Lock, Missouri	87
4. Brett Rypien, Boise State	83
T5. Justice Hansen, Arkansas State	71
T5. Trace McSorley, Penn State	71

MOUNTAIN WEST CAREER RECORDS

Wins By A Starting QB

1. Andy Dalton, TCU (2007-10)	42
2. Brett Rypien, Boise State (2015-)	33
3. Max Hall, BYU (2007-09)	32
4. Tim Jefferson, Air Force (2008-11)	28
5. Brian Johnson, Utah (2005-08)	26

300-Yard Passing Games

T1. Max Hall, BYU (2007-09)	20
T1. Brett Rypien, Boise State (2015-)	20
3. John Beck, BYU (2003-06)	17
4. Derek Carr, Fresno State (2012-13)	16
5. Casey Bramlet, Wyoming (2000-03)	15

Attempts

1. Ryan Lindley, SDSU (2008-11)	1,732
2. Brett Rypien, Boise State (2015-)	1,465
3. John Beck, BYU (2003-06)	1,418
4. Max Hall, BYU (2007-09)	1,382
5. Casey Bramlet, UW (2000-03)	1,378

Completions

1. Ryan Lindley, SDSU (2008-11)	961
2. Brett Rypien, Boise State (2015-)	934
3. Max Hall, BYU (2007-09)	903
4. John Beck, BYU (2003-06)	885
5. Andy Dalton, TCU (2007-10)	812

Passing Yards

1. Ryan Lindley, SDSU (2008-11)	12,690
2. Brett Rypien, Boise State (2015-)	12,441
3. Max Hall, BYU (2007-09)	11,365
4. John Beck, BYU (2003-06)	11,021
5. Andy Dalton, TCU (2007-10)	10,314

Passing TDs

1. Max Hall, BYU (2007-09)	94
2. Ryan Lindley, SDSU (2008-11)	90
3. Derek Carr, Fresno State (2012-13)	87
4. Brett Rypien, Boise State (2015-)	83
5. John Beck, BYU (2003-06)	79

...

HIGH POWERED ATTACK: In Brett Rypien's 44 starts, Boise State has scored 1,603 points, an average of 36.4 per game. The statistics ranks fifth nationally amongst quarterbacks, behind UCF's McKenzie Milton (40.6), Penn State's Trace McSorley (39.7), Oregon's Justin Herbert (39.6) and West Virginia's Will Grier (37.9).



WATCH LISTS

The following nine Bronco football players were named to national watch lists entering the 2018 season:

TE John Bates

John Mackey Award

CB Tyler Horton

Bednarik Award
Jim Thorpe Award
Bronko Nagurski Trophy

NT Sonatane Lui

Polynesian Player of the Year Award

MLB Tyson Maeva

Polynesian Player of the Year Award

RB Alexander Mattison

Doak Walker Award

DT David Moa

Bronko Nagurski Trophy
Outland Trophy
Polynesian Player of the Year Award

S Kekoa Nawahine

Jim Thorpe Award
Lott IMPACT Award
Polynesian Player of the Year Award

QB Brett Rypien

Maxwell Award
Walter Camp Award
Davey O'Brien Award
Wuerffel Trophy
Unitas Golden Arm Award
Manning Award

CB/KR/PR Avery Williams

Paul Hornung Award

ALBERTSONS STADIUM / THE BLUE



Albertsons Stadium - and Lyle Smith Field - is the home of Boise State football and the annual Famous Idaho Potato Bowl.

Smith, who passed away in July of 2017 at the age of 101, is the undisputed father of Bronco football, who from 1946-67 built one of the top junior college programs in the country. When he retired from his head coaching position to become the athletic director, Smith had a record of 156-25-6 (.850).

Completed during the summer of 1970 at a cost of \$2.2 million, what was originally known as Bronco Stadium had a seating capacity of 14,500. Since that time the stadium has expanded four times to its current capacity of 36,387.

Boise State established a first in 1986 by installing the first blue AstroTurf in the country. The second blue AstroTurf field was installed in 1995, with the third going in prior to the 2002 season. The first Blue FieldTurf surface was installed in 2008. A second Blue FieldTurf field was installed prior to the 2010 season, making a total of five different blue fields at the stadium.

Boise State's was the first collegiate stadium to have the entire field produced in a special color.

Since 1986, Boise State is a combined 179-38 on The Blue, a winning percentage of .825. And since 2000, Boise State has gone 110-8 at home (.932), the highest winning percentage in the country during that time.

Overall, since the construction of Albertsons Stadium in 1970, Boise State is 262-55 (.827), the second-highest winning percentage of any stadium in the country built before 1980. Only Alabama's Bryant-Denny Stadium (263-53-3; .829), built in 1929, has a higher winning percentage for its tenant among stadiums built before 1980.

UNIFORMS



Boise State unveiled a new look for the 2017 season, the first time the Broncos had overhauled their Nike uniforms since 2011.

Included in the new slate are blue, orange and white, and the jerseys feature new stripes on the sleeves and “Blue Collar” on the inside of the neck.

The uniforms are from the Nike Vapor Untouchable line, with stretch woven material, a seamless front and shoulders and laser perforation fabric instead of mesh. The uniforms combine materials and science designed for speed and comfort for the players, based on four core principles – fit, durability, weight and core body temperature.

A look at the Broncos’ 2018 combinations for each game can be found below:

OPP

@ Troy
CONNECTICUT
@ Oklahoma State
@ Wyoming *
SAN DIEGO STATE *
@ Nevada *
COLORADO STATE *
@ Air Force *
BYU
FRESNO STATE *
@ New Mexico *
UTAH STATE *

HELMET/JERSEY/PANTS

White / White / White
Blue / Blue / Blue
Blue / White / Blue
White / White / Orange
Blue / Blue / White
White / White / White
Orange / Orange / Orange
Blue / White / Orange



THE FILE

HEAD COACH BRYAN HARSIN



BRYAN HARSIN FILE

Coaching Experience

Boise State	Head Coach	2014-Present
Arkansas State	Head Coach	2013
Texas	Co-OC/QBs	2011-12
Boise State	OC/QBs	2006-10
	Tight Ends	2002-05
	Offensive GA	2001
Eastern Oregon	RBs/WRs	2000

Coaching Record

SCHOOL	YEAR	RECORD
Arkansas State	2013	7-5
Boise State	2014	12-2
Boise State	2015	9-4
Boise State	2016	10-3
Boise State	2017	11-3
Boise State	2018	6-2
OVERALL		55-19

Bowl Experience

Humanitarian Bowl	2002
Fort Worth Bowl	2003
Liberty Bowl	2004
MPC Computers Bowl	2005
Fiesta Bowl (2007)	2006
Hawai'i Bowl	2007
Poinsettia Bowl	2008
Fiesta Bowl (2010)	2009
Maaco Bowl Las Vegas	2010
Holiday Bowl	2011
Alamo Bowl	2012
GoDaddy.com Bowl	2013
Fiesta Bowl	2014
Poinsettia Bowl	2015
Cactus Bowl	2016
Las Vegas Bowl	2017

Bryan Harsin, a former Boise State quarterback, assistant coach and offensive coordinator, is entering his fifth season as the head coach at his alma mater. Harsin boasts a record of 42-12 at Boise State, an average of more than 10 wins per season. Overall, he is 49-17 as a head coach – including one season at Arkansas State – and has led his programs to bowl games in each season as a head coach.

In his debut season Harsin led his alma mater back to where it rose to national prominence. Boise State went 12-2 in 2014, winning its first outright Mountain West Championship and capping the campaign with a 38-30 victory over Arizona in the 2014 VIZIO Fiesta Bowl.

The victory in the Fiesta Bowl was the third such win for the Broncos in the previous nine seasons. Harsin, serving as offensive coordinator in the first two Fiesta Bowl victories, has been a part of each of the school's three appearances in the game.

The team's victory in the 2014 Sports Authority Mountain West Football Championship marked Boise State's first outright league title since joining the conference in 2011, and the first overall since 2009. The only alumnus to lead the Broncos as head coach in the history of Boise State, Harsin has now won a conference championship as a student-athlete, assistant coach and head coach.

Boise State captured another MW title in 2017, Harsin's second in four seasons, capping the championship year with a 38-28 victory over Oregon in the Las Vegas Bowl. The Broncos concluded the year at 11-3 overall and ranked No. 22 in both the Associated Press and Coaches Polls.

The Broncos have been ranked in the top 25 in each of Harsin's four seasons, climbing as high as No. 13 in each poll in 2016, Boise State's highest ranking since finishing eighth and sixth in the AP and Coaches Polls, respectively, in 2011.

In 2015, the Broncos went 9-4, climbing as high as No. 20 in both the AP and Coaches Polls. Boise State capped the 2015 campaign with a 55-7 victory over Northern Illinois in the San Diego County Credit Union Poinsettia Bowl, the fifth-largest margin of victory in the history of bowl games. In 2016, Harsin guided the Broncos to a 10-3 record and an appearance in the Motel 6 Cactus Bowl.

The Broncos' four-consecutive bowl appearances under Harsin runs the school's streak to 16, tied for the nation's sixth-longest streak.

For his efforts in 2014, Harsin was named a finalist for the Paul "Bear Bryant" National Coach of the Year Award, the Eddie Robinson National Coach of the Year Award and the Dodd Trophy, given annually by the Bobby Dodd National Coach of the Year Foundation. He was also named the nation's top first-year head coach by the Football Writers Association of America. Harsin was a candidate for the Dodd Trophy in each of his first three seasons at Boise State, and in 2016 Harsin was once again named to the watch list for the Bryant Award.

Harsin was named head coach, Dec. 11, 2013. A graduate of Capital High School in Boise, he played quarterback for the Broncos from 1995-99. Following his graduation from Boise State with a degree in business management, Harsin coached running backs and receivers at Eastern Oregon in 2000.

The former Bronco letterwinner began his coaching career at Boise State as a graduate assistant in 2001, before taking over the tight ends as a full-time assistant coach from 2002-05. When Chris Petersen was hired as head coach in 2006, Harsin assumed the role of offensive coordinator and quarterbacks coach. Harsin was Petersen's offensive coordinator for five of his eight seasons as head coach (2006-10), and was named a finalist for the 2009 Broyles Award, awarded annually to the nation's top assistant coach. Boise State went 61-5 during his tenure as offensive coordinator.

With Harsin on staff, Boise State has won 10 conference championships.

Harsin and his wife Kes have two daughters, Devyn Lynn and Dayn Mykena, and a son, Davis.

ONCE A BRONCO...

Including the 2018 season, the Boise State coaching staff boasts a combined 108 years of previous experience - more than a century - with the Broncos, including 40 years in the program as student-athletes and 68 years as assistants.

The staff - including graduate assistants and strength coaches - also features eight alumni (Harsin, Avalos, Franklin, Marks, Kamper, Marshall, Schouman and Pitman). A complete breakdown can be found below:

COACH	YRS/S-A	YRS/C
B. Harsin	5	15
A. Avalos	5	7
B. Bedell	--	2
S. Danielson	--	2
G. Franklin	5	3
Z. Hill	--	3
C. Kauha'aha'a	--	1
E. Kiesau	--	2
L. Marks	5	4
J. Popovich	--	1
K. Riddle	--	10

GRADUATE ASSISTANTS

M. Dahlen	--	1
D. Kamper	5	1
K. Marshall	5	1
D. Schouman	5	2

STRENGTH/CONDITIONING

Jeff Pitman	5	13
-------------	---	----

TOTAL 40 68

Additionally, three members of the staff are currently coaching the position in which they played during their collegiate careers, including Andy Avalos (linebackers), Gabe Franklin (safeties) and Lee Marks (running backs).

ASSISTANT COACHES



KENT RIDDLE

ASSOC HC /
TEs /
SPECIAL
TEAMS



GABE FRANKLIN

SAFETIES



ANDY AVALOS

DC / LBs



**CHAD
KAUHA'AHA'A**

DL



ZAK HILL

OC / QBs



ERIC KIESAU

WRs



BRAD BEDELL

OL




LEE MARKS

RBs



SPENCER DANIELSON

STUDs



JEFF POPOVICH

CBs

GAMES AGAINST THE AUTONOMOUS FIVE

The Broncos are 15-9 against schools from conferences that comprise the Autonomous Five since the start of the 2006 season.

Since notching its first such victory, a 34-16 win over Iowa State in the 2002 Humanitarian Bowl, the Broncos have gone 16-13. Boise State is 16-25 all-time in such games.

SEASON	OPPONENT	LOC	W/L	SCORE
1986	Oregon State	A	L	3-34
1989	Oregon State	H	L	30-37
1996	Arizona State	A	L	7-56
1997	Wisconsin	A	L	24-28
1997	Washington State	A	L	0-58
1998	Washington State	H	L	21-33
1999	UCLA	A	L	7-38
2000	Arkansas	A	L	31-38
2000	Washington State	A	L	35-42
2001	South Carolina	A	L	13-32
2001	Washington State	H	L	20-41
2002	Arkansas	A	L	14-41
2002	Iowa State	H	W	34-16
2003	Oregon State	A	L	24-26
2004	Oregon State	H	W	53-34
2005	Georgia	A	L	13-48
2005	Oregon State	A	L	27-30
2005	Boston College	H	L	21-27
2006	Oregon State	H	W	42-14
2006 (07)	Oklahoma	N	W	43-42 (OT)
2007	Washington	A	L	10-24
2008	Oregon	A	W	37-32
2009	Oregon	H	W	19-8
2010	Virginia Tech	N	W	33-30
2010	Oregon State	H	W	37-24
2011	Georgia	N	W	35-21
2011	Arizona State	N	W	56-24
2012	Michigan State	A	L	13-17
2012	Washington	N	W	28-26
2013	Washington	A	L	6-38
2013	Oregon State	N	L	23-38
2014	Ole Miss	N	L	13-35
2014	Arizona	N	W	38-30
2015	Washington	H	W	16-13
2015	Virginia	A	W	56-14
2016	Washington State	H	W	31-28
2016	Oregon State	A	W	38-24
2016	Baylor	N	L	12-31
2017	Washington State	A	L	44-47 (3OT)
2017	Virginia	H	L	23-42
2017	Oregon	N	W	38-28
2018	Oklahoma State	A	L	21-44

AUTONOMOUS FIVE COMPARISON

BOWL GAMES: Boise State has appeared in a bowl game in each of the last 16 seasons, tied for the sixth-longest streak in the country. The nation's longest streaks can be found below:

1.	Florida State	36
2.	Virginia Tech	25
3.	Georgia	21
4.	Oklahoma.....	19
5.	LSU	18
6.	Boise State	16
	Wisconsin.....	16
8.	Alabama	14
9.	Clemson.....	13
10.	Oklahoma State.....	12

NATIONAL RANKINGS: Including 2018, the Broncos' 17-straight seasons appearing in the Associated Press Poll ranks tied for eighth nationally with USC. The nation's 10-longest streaks can be found below:

1.	Ohio State.....	51
2.	Florida State	42
3.	Georgia	22
	Wisconsin.....	22
5.	Oregon.....	21
6.	Oklahoma.....	20
7.	LSU	19
8.	Boise State	17
	USC.....	17
10.	TCU.....	14

DRAFT PICKS: Boise State has produced 28 NFL Draft selections over the last 12 years, a total that is higher than more than 40 percent of the Autonomous Five. The Broncos' total selections are more than 26 schools in the the ACC (6), Big 10 (7), Big 12 (5), Pac-12 (4) and SEC (4).

NATIONAL STATISTICAL COMPARISON

STATISTIC	BOISE STATE	MW	FBS	BYU	FBS
Rushing Offense	154.4	7	82	134.0	102
Passing Offense (YPG)	332.0	1	8	192.4	102
Total Offense	486.4	1	13	326.4	120
Scoring Offense	40.1	2	15	22.8	111
Rushing Defense	132.0	5	34	141.9	45
Pass Efficiency Defense	143.25	8	96	128.30	60
Total Defense	359.3	5	44	335.0	27
Scoring Defense	24.6	4	51	22.3	35
Net Punting	32.04	11	125	40.44	24
Punt Returns	11.09	5	43	6.88	90
Kickoff Returns	22.29	3	39	20.20	71
Turnover Margin	0.63	3	21	0.25	52
Pass Defense (YPG)	227.3	4	69	193.1	30
Passing Efficiency	163.38	2	11	124.80	93
Sacks	3.00	1	18	1.50	109
Tackles for Loss	6.3	3	54	3.5	126
Sacks Allowed	2.63	8	95	1.75	46
3rd Down Conv. Off %	.556	1	2	.340	113
3rd Down Conv. Def %	.327	3	26	.365	47
Red Zone Offense %	.852	9	62	.852	62
Red Zone Defense %	.875	10	101	.857	84

BOISE STATE INDIVIDUAL

CATEGORY	INDIVIDUAL	STAT	CONF	NATL
RUSH YDS	A. Mattison	79.6	3	54
PASS EFF	B. Rypien	163.9	2	11
TOTAL OFF	B. Rypien	318.0	2	12
REC	S. Modster	5.4	7	51
REC YDS	S. Modster	80.3	4	42
	A.J. Richardson	75.0	5	56
INTs	A. Williams	0.3	7	80
PUNTING	--			
PUNT RET	A. Williams	12.1	2	13
KO RET	--			
FGs	H. Hoggarth	1.00	7	62
SCORING	H. Hoggarth	8.9	3	21
PTS RESP FOR	B. Rypien	17.3	3	11
ALL-PURPOSE	J. Hightower	103.63	4	72
	A. Mattison	98.75	6	93
SACKS	C. Weaver	0.69	2	40
	2 Players	0.56	8	85
TACKLES	R. Whimpey	6.0	29	258
TFLs	--			

BYU INDIVIDUAL

CATEGORY	INDIVIDUAL	STAT	CONF	NATL
RUSH YDS	S. Canada	52.3		150
PASS EFF	T. Mangum	115.4		106
TOTAL OFF	T. Mangum	166.3		108
REC	--			
REC YDS	--			
INTs	--			
PUNTING	R. Almond	42.7		43
PUNT RET	M. Shelton	6.7		44
KO RET	--			
FGs	S. Southam	0.88		74
SCORING	--			
PTS RESP FOR	--			
ALL-PURPOSE	--			
SACKS	C. Kaufusi	0.81		21
TACKLES	S. Takitaki	7.1		132
TFLs	--			

STARTERS/PARTICIPATION

STARTING LINEUPS: OFFENSE

DATE	OPPONENT	LT	LG	C	RG	RT	TE	WR	WR	WR/TE/RB	QB	RB
9/1	@ TROY	Cleveland	Molchon	Larson	Quevedo	Preciado	Blakley	Shakir	Thomas	Modster	Rypien	Mattison
9/8	UCONN	Cleveland	Molchon	Larson	Quevedo	Preciado	Blakley	Hightower	Butler	Bates	Rypien	Mattison
9/15	@ Oklahoma St	Cleveland	Molchon	Larson	Quevedo	Preciado	Collingham	Hightower	Butler	Richardson	Rypien	Mattison
9/29	@ Wyoming *	Cleveland	Molchon	Larson	Quevedo	Preciado	Blakley	Thomas	Modster	Richardson	Rypien	Mattison
10/6	SDSU *	Cleveland	Molchon	Larson	Quevedo	Preciado	Blakley	Richardson	Modster	Bates	Rypien	Mattison
10/13	@ Nevada *	Cleveland	Molchon	Larson	Quevedo	Preciado	Pistone	Hightower	Evans	Bates	Rypien	Mattison
10/19	COLORADO ST *	Cleveland	Molchon	Larson	Harrington	Ojukwu	Blakley	Modster	Richardson	Bates	Rypien	Mattison
10/27	@ Air Force *	Cleveland	Molchon	Larson	Harrington	Ojukwu	Bates	Modster	Thomas	Hightower	Rypien	Mattison
11/3	BYU											
11/9	FRESNO ST *											
11/16	@ New Mexico *											
11/24	UTAH STATE *											

STARTING LINEUPS: DEFENSE

Date	Opponent	DE	NT	DT	STUD	WLB	MLB	SLB/N	CB	BS	FS	CB
9/1	@ TROY	Miles	Lui	Locher	Frazier	Whimpey	Maeva	Kaniho	Horton	Nawahine	Pierce	A. Williams
9/8	UCONN	Miles	Lui	Hatada	Frazier	Whimpey	Wickersham	Kaniho	Horton	Nawahine	Pierce	A. Williams
9/15	@ Oklahoma St	Weaver	Lui	Hatada	Frazier	Whimpey	Maeva	Kaniho	Walker	Nawahine	Pierce	A. Williams
9/29	@ Wyoming *	Miles	Lui	Hatada	Weaver	Whimpey	Maeva	Kaniho	Walker	Nawahine	Pierce	A. Williams
10/6	SDSU *	Miles	Lui	Hatada	Weaver	Whimpey	Maeva	Kaniho	Horton	Nawahine	Jones	A. Williams
10/13	@ Nevada *	Miles	Lui	Hatada	Frazier	Whimpey	Maeva	Kaniho	Horton	Nawahine	Jones	A. Williams
10/19	COLORADO ST *	Miles	Fesili	Hatada	Frazier	Whimpey	Maeva	D. Williams	Horton	Nawahine	Jones	A. Williams
10/27	@ Air Force *	Miles	Fesili	Hatada	Frazier	Whimpey	Maeva	D. Williams	Horton	Nawahine	Jones	A. Williams
11/3	BYU											
11/9	FRESNO ST *											
11/16	@ New Mexico *											
11/24	UTAH STATE *											

PARTICIPATION (GAMES PLAYED-STARTS)

John Bates	2017 14-2	Marques Evans	2018 1-0	Tyler Horton	2015 12-2	Tyson Maeva	2016 12-0	DeAndre Pierce	2016 12-1	Brett Rypien	2015 11-10	Joel Velazquez	2017 14-0
	2018 8-5		TOTAL 1-0		2016 13-13		2017 13-13		2017 14-14		2016 13-13	2018 6-0	
	TOTAL 22-7	Octavius Evans	2017 14-1		2017 13-13		2018 7-7		2018 4-4		2017 13-13	TOTAL 20-0	
Chase Blakley	2016 13-4		2018 5-1		2018 6-6	Robert Mahone	TOTAL 32-20	Matt Pistone	TOTAL 30-19		2018 8-8	Jalen Walker	2017 12-1
	2017 2-2		TOTAL 19-2	Joseph Inda	TOTAL 44-34		2017 13-2		2016 6-1	Skyler Seibold	TOTAL 45-44	2018 5-2	
	2018 8-5	Emmanuel Fesili	2017 3-0		2017 4-0		2018 8-0		2017 14-0		2015 13-0	TOTAL 17-3	
	TOTAL 23-11		2018 3-0		2018 3-0		TOTAL 21-2	Alexander Mattison	TOTAL 28-2		2016 5-0	Jabari Watson	2017 4-0
Billy Bowens	2018 1-0		2017 13-1	Scale Igiehon	TOTAL 7-0				2018 8-1		2017 14-0	2018 8-0	
	2018 1-0		2018 6-2		2018 6-0			Nicholai Pitman	TOTAL 40-0		2018 8-0	TOTAL 12-0	
	TOTAL 1-0	Jabril Frazier	TOTAL 22-3		TOTAL 6-0		2017 14-9		2017 14-0	Paul Semons	TOTAL 40-0	Curtis Weaver	2017 14-2
Jermani Brown	2018 1-0		2015 11-0	Tyrique Jones	2016 8-4		2018 8-8		2018 8-0		2015 1-0	2018 8-3	
	TOTAL 1-0		2016 12-7		TOTAL 8-4	Durrant Miles	TOTAL 35-17		TOTAL 23-0		2016 0-0	TOTAL 22-5	
Akilian Butler	2015 10-0		2017 14-8	Roman Kafentzis	2018 6-0		2015 10-0	Andres Preciado	2015 4-0		2017 2-0	Riley Whimpey	2017 12-0
	2016 10-0		TOTAL 45-21		2018 6-0		2016 13-6		2016 1-0	Jake Shaddox	TOTAL 7-0	2018 8-8	
	2017 2-0	Jordan Happle	TOTAL 6-0		TOTAL 6-0		2017 14-14		2017 1-0		2018 4-0	TOTAL 20-8	
	2018 8-2		2017 14-0	Kekaula Kaniho	2017 14-5		2018 8-7		2017 14-1		2018 4-0	TOTAL 20-8	
	TOTAL 30-2		2018 3-0		2017 14-5	David Moe	TOTAL 45-27		2018 8-6		TOTAL 4-0	Blake Whitlock	2016 13-5
Daniel Cantrell	2018 8-0	Donte Harrington	TOTAL 17-0		2018 8-5			Joe Provenzano	TOTAL 27-7		2018 8-1	2017 0-0	
	TOTAL 8-0		2017 8-0	Garrett Larson	TOTAL 22-10		2016 13-13		2016 2-0		TOTAL 8-1	2018 7-0	
Ezra Cleveland	2018 3-2		2018 3-2		2016 6-0		2017 13-11		2017 5-0	Quinn Skillin	TOTAL 20-5	TOTAL 20-5	
	TOTAL 14-14	Chase Hatada	TOTAL 11-2		2017 14-7	Sean Modster	2018 1-0		2018 8-0		2017 14-0	Sam Whitney	2016 5-0
	2018 8-8		2016 9-0	Tony Lashley	TOTAL 28-15		TOTAL 33-24	Nick Provenzano	TOTAL 15-0		2018 8-0	2017 7-5	
	TOTAL 22-22		2017 13-0		2018 8-8				TOTAL 22-0	Jake Stetz	TOTAL 22-0	2018 6-0	
Damon Cole	2018 1-0		2018 8-7		2018 8-0		2015 8-0		2018 1-0		2018 8-0	TOTAL 18-5	
	TOTAL 1-0	Will Heffner	TOTAL 30-7	Robert Lewis	2017 1-0		2016 11-0		TOTAL 1-0	Eric Quevedo	TOTAL 8-0	Benton Wickersham	2017 14-1
Garrett Collingham	2016 13-0		2016 3-0		2017 8-0		2017 13-11		2017 12-11		2017 14-0	2018 8-1	
	2017 9-0		2017 6-2		2018 8-0	John Molchon	2018 8-8		2018 6-6		2018 8-3	TOTAL 22-2	
	2018 8-1		2018 5-0		TOTAL 9-0		2016 7-3		TOTAL 18-17	A.J. Richardson	TOTAL 22-3	Avery Williams	2017 14-10
	TOTAL 30-1	Jaylon Henderson	TOTAL 14-2		2016 2-0		2017 14-13		2017 13-1		2018 5-0	2018 8-8	
Chase Cord	2018 4-0		2017 2-0		2017 14-0		TOTAL 29-24		2017 14-13		TOTAL 7-0	TOTAL 22-18	
	TOTAL 4-0	John Hightower	TOTAL 2-0		2018 8-1		2018 3-0		2018 8-4	Evan Tyler	TOTAL 7-0	Desmond Williams	2017 13-1
Nick Crabtree	2017 4-0		2018 8-4	Sonatane Lui	2016 13-0		TOTAL 3-0		TOTAL 48-18		2016 3-1	2018 8-3	
	2018 1-0		TOTAL 8-4		2017 13-12	Kekoa Nawahine	2016 13-1		2017 9-0		2017 0-0	TOTAL 21-4	
	TOTAL 5-0	Haden Hoggarth	2017 14-0		2018 6-6		2017 14-14		2018 8-0		TOTAL 11-1	Damion Wright	2018 1-0
Bruno DeRose	2017 14-0		2018 7-0		TOTAL 32-18		2018 8-8		TOTAL 17-0	Andrew Van Buren	TOTAL 7-0	TOTAL 1-0	
	2018 8-0		TOTAL 21-0			John Ojukwu	TOTAL 35-23				2018 7-0		
	TOTAL 22-0						2018 7-2				TOTAL 7-0		
							TOTAL 7-2						

GAMES PLAYED WHEN RANKED (105-18)

SEASON	OPPONENT	COACH	AP	W/L	SCORE	SEASON	OPPONENT	USAT	AP	CFP	W/L	SCORE
2002	Louisiana Tech	22	--	W	36-10	2010	Virginia Tech	5	3		W	33-30
2002	Nevada	21	23	W	44-7	2010	Wyoming	3	3		W	51-6
2002	Iowa State	15	18	W	34-16	2010	Oregon State	3	3		W	37-24
Final Ranking		12	15			2010	New Mexico St.	3	3		W	59-0
2003	UTEP	23	24	W	51-21	2010	Toledo	4	4		W	57-14
2003	Fresno State	20	20	W	31-17	2010	San Jose State	3	3		W	48-0
2003	Nevada	18	18	W	56-3	2010	Louisiana Tech	2	2		W	49-20
2003	Hawaii	17	18	W	45-28	2010	Hawai'i	3	2		W	42-7
2003	TCU	16	18	W	34-31	2010	Idaho	4	4		W	52-14
Final Ranking		15	16			2010	Fresno State	3	3		W	51-0
2004	UTEP	23	23	W	47-31	2010	Nevada	3	3		L	31-34 OT
2004	BYU	21	21	W	28-27	2010	Utah State	10	9		W	50-14
2004	SMU	21	23	W	38-20	2010	Utah	10	10		W	26-3
2004	Tulsa	18	21	W	45-42	Final Ranking		7	9			
2004	Fresno State	16	19	W	33-16	2011	Georgia	7	5		W	35-21
2004	Hawaii	15	18	W	69-3	2011	Toledo	4	4		W	40-15
2004	San Jose State	13	14	W	56-49	2011	Tulsa	4	4		W	41-21
2004	Louisiana Tech	12	13	W	55-14	2011	Nevada	5	4		W	30-10
2004	Nevada	10	10	W	58-21	2011	Fresno State	6	5		W	57-7
2004	Louisville	10	10	L	40-44	2011	Colorado State	6	5		W	63-13
Final Ranking		13	12			2011	Air Force	7	5		W	37-26
2005	Georgia	19	18	L	13-48	2011	UNLV	5	5		W	48-21
Final Ranking		-	-			2011	TCU	5	5		L	35-36
2006	Hawaii	25	25	W	41-34	2011	San Diego State	11	10		W	52-35
2006	Utah	22	22	W	36-3	2011	Wyoming	8	7		W	36-14
2006	Louisiana Tech	21	20	W	55-14	2011	New Mexico	8	T9		W	45-0
2006	New Mexico St.	19	20	W	40-28	2011	Arizona State	6	8		W	56-24
2006	Idaho	17	18	W	42-26	Final Ranking		6	8			
2006	Fresno State	14	14	W	45-21	2012	Michigan State	22	24		L	13-17
2006	San Jose State	13	14	W	23-20	2012	BYU		24		W	7-6
2006	Utah State	13	13	W	49-10	2012	New Mexico		24		W	32-29
2006	Nevada	12	12	W	38-7	2012	Southern Miss	25			W	40-14
2006	Oklahoma	9	9	W	43-42 OT	2012	Fresno State	22	24		W	20-10
Final Ranking		6	5			2012	UNLV	22	24		W	32-7
2007	Weber State	23	24	W	56-7	2012	Wyoming	18	21		W	45-14
2007	Washington	20	22	L	10-24	2012	San Diego State	14	19		L	19-21
2007	San Jose State	22	21	W	42-7	2012	Hawai'i	24			W	49-14
2007	Utah State	19	19	W	52-0	2012	Colorado State	22			W	42-14
2007	Idaho	15	17	W	58-14	2012	Nevada	15	25		W	27-21
2007	Hawai'i	17	17	L	27-39	2012	Washington	15	20		W	28-26
2007	East Carolina	22	24	L	38-41	Final Ranking		14	18			
Final Ranking		-	-			2013	Washington	19	19		L	6-38
2008	Louisiana Tech	18	17	W	38-3	Final Ranking		--	--			
2008	Southern Miss	16	15	W	24-7	2014	Utah State	25	25	23	W	50-19
2008	Hawai'i	16	15	W	27-7	2014	Fresno State	22	22	22	W	28-14
2008	San Jose State	13	13	W	33-16	2014	Arizona	21	21	20	W	38-30
2008	New Mexico St.	11	11	W	49-0	Final Ranking		16	16			
2008	Utah State	10	9	W	49-14	2015	Washington	24	23		W	16-13
2008	Idaho	9	9	W	49-10	2015	BYU	22	20		L	24-35
2008	Nevada	9	9	W	41-34	2015	Colorado State	24	25		W	41-10
2008	Fresno State	9	9	W	61-10	2015	Utah State	20	21		L	26-52
2008	TCU	9	9	L	16-17	Final Ranking		NR	NR			
Final Ranking		13	11			2016	Utah State		24		W	21-10
2009	Oregon	16	14	W	19-8	2016	New Mexico	19	19		W	49-21
2009	Miami (OH)	11	12	W	48-0	2016	Colorado State	15	15		W	28-23
2009	Fresno State	10	10	W	51-34	2016	BYU	14	14		W	28-27
2009	Bowling Green	8	8	W	49-14	2016	Wyoming	13	13		L	28-30
2009	UC Davis	5	5	W	34-16	2016	San Jose State	24	24		W	45-31
2009	Tulsa	6	5	W	28-21	2016	Hawaii	24	24	22	W	52-16
2009	Hawai'i	5	6	W	54-9	2016	UNLV	23	22	20	W	42-25
2009	San Jose State	5	6	W	45-7	2016	Air Force	19	20	19	L	20-27
2009	Louisiana Tech	5	5	W	45-35	Final Ranking		NR	NR			
2009	Idaho	6	6	W	63-25	2017	Air Force			25	W	44-19
2009	Utah State	6	6	W	52-21	2017	Fresno State	24	25	23	L	17-28
2009	Nevada	6	6	W	44-33	2017	Oregon	25	25	25	W	38-28
2009	New Mexico St.	6	6	W	42-7	Final Ranking		22	22			
2009	TCU	6	6	W	17-10	2018	Troy	22	22		W	56-20
Final Ranking		4	4			2018	Connecticut	19	20		W	62-7
						2018	Oklahoma St	17	17		L	21-44
						2018	Wyoming	25			W	34-14
						2018	San Diego St	24			L	13-19

NON-SATURDAY GAMES

DATE	OPPONENT	DAY	W/L	SCORE	DATE	OPPONENT	DAY	W/L	SCORE
10/19/01	@ (8) Fresno State	FRI	W	35-30	09/16/11	@ Toledo	FRI	W	40-15
10/18/02	Fresno State	FRI	W	67-21	10/07/11	@ Fresno State	FRI	W	57-7
12/31/02	vs. Iowa State*	TUE	W	34-16	12/22/11	vs. Arizona State*	THUR	W	56-24
10/30/03	@ BYU	THUR	W	50-21	08/31/12	@ Michigan State	FRI	L	13-17
11/21/03	@ Fresno State	FRI	W	31-17	09/20/12	BYU	THUR	W	7-6
12/23/03	vs. (19) TCU*	TUE	W	34-31	09/13/13	Air Force	FRI	W	42-20
09/10/04	Oregon State	FRI	W	53-34	09/20/13	@ Fresno State	FRI	L	40-41
09/24/04	BYU	FRI	W	28-27	10/25/13	@ BYU	FRI	L	20-37
10/29/04	Hawaii	FRI	W	69-3	12/24/13	vs. Oregon State *	TUE	L	23-38
12/31/04	vs. Louisville*	FRI	L	40-44	08/28/14	vs. Ole Miss	THUR	L	13-35
09/21/05	Bowling Green	WED	W	48-20	10/17/14	Fresno State	FRI	W	37-27
11/10/05	@ Fresno State	THUR	L	7-27	10/24/14	BYU	FRI	W	55-30
12/28/05	vs. Boston College*	WED	L	21-27	12/31/14	Arizona *	WED	W	38-30
08/31/06	Sacramento State	THUR	W	45-0	09/04/15	Washington	FRI	W	16-13
09/07/06	Oregon State	THUR	W	42-14	09/18/15	Idaho State	FRI	W	52-0
10/15/06	@ New Mexico State	SUN	W	40-28	09/25/15	@ Virginia	FRI	W	56-14
11/01/06	Fresno State	WED	W	45-21	10/16/15	@ Utah State	FRI	L	26-52
01/01/07	vs. (7) Oklahoma*	MON	W	43-42 (OT)	11/20/15	Air Force	FRI	L	30-37
08/31/07	Weber State	FRI	W	56-7	11/27/15	@ San Jose State	FRI	W	40-23
09/27/07	Southern Miss	THUR	W	38-16	12/23/15	vs. Northern Illinois *	WED	W	55-7
10/07/07	New Mexico State	SUN	W	58-0	10/07/16	@ New Mexico	FRI	W	49-21
10/14/07	Nevada	SUN	W	69-67 (4 OT)	10/20/16	BYU	THUR	W	28-27
10/26/07	@ Fresno State	FRI	W	34-21	11/04/16	San Jose State	FRI	W	45-31
11/23/07	@ (13) Hawaii	FRI	L	27-39	11/18/16	UNLV	FRI	W	42-25
12/23/07	vs. East Carolina*	FRI	L	38-41	11/25/16	@ Air Force	FRI	L	20-27
10/01/08	Louisiana Tech	WED	W	38-3	12/27/16	vs. Baylor *	TUE	L	12-31
10/17/08	Hawaii	FRI	W	27-7	09/14/17	New Mexico	THUR	W	28-14
10/24/08	@ San Jose State	FRI	W	33-16	09/22/17	Virginia	FRI	L	23-42
11/28/08	Fresno State	FRI	W	61-10	10/06/17	BYU	FRI	W	24-7
12/23/08	vs. (11) TCU*	TUE	L	16-17	10/19/18	Colorado State	FRI	W	56-28
09/03/09	(16) Oregon	THUR	W	19-8	11/09/18	Fresno State	FRI		
09/18/09	@ Fresno State	FRI	W	51-34	11/16/18	@ New Mexico	FRI		
10/14/09	@ Tulsa	WED	W	28-21					
11/06/09	@ Louisiana Tech	FRI	W	45-35					
11/20/09	@ Utah State	FRI	W	52-21					
11/27/09	Nevada	FRI	W	44-33					
01/04/10	(4) TCU*	MON	W	17-10					
09/06/10	vs. (10) Virginia Tech	MON	W	33-30					
09/26/10	Louisiana Tech	TUE	W	49-20					
11/12/10	@ Idaho	FRI	W	52-14					
11/19/10	Fresno State	FRI	W	51-0					
11/26/10	@ (19) Nevada	FRI	L	31-34 (OT)					
12/22/10	vs. (19) Utah*	WED	W	26-3					

* Bowl Game

Broken Down by Day of the Week:

DAY	REGULAR SEASON	BOWL
Monday	1-0	2-0
Tuesday	1-0	2-3
Wednesday	4-0	3-1
Thursday	8-2	1-0
Friday	31-9	0-2
Sunday	3-0	--
TOTAL	48-11	8-6

ALL-TIME RECORD: 56-17

NATIONALLY TELEVISED GAMES (123-30)

DATE	OPPONENT	LOC	W/L	SCORE	TV	DATE	OPPONENT	LOC	W/L	SCORE	TV
12/30/99	Louisville	H	W	34-31	ESPN	09/06/10	Virginia Tech	N	W	33-30	ESPN
12/28/00	UTEP	H	W	38-23	ESPN	09/18/10	Wyoming	A	W	51-6	CBS CTV
10/19/01	Fresno State	A	W	35-30	ESPN	09/25/10	Oregon State	H	W	37-24	ABC
10/18/02	Fresno State	H	W	67-21	ESPN	10/26/10	Louisiana Tech	H	W	49-20	ESPN2
12/31/02	Iowa State	H	W	34-16	ESPN	11/06/10	Hawaii	H	W	42-7	ESPNU/3D
10/30/03	BYU	A	W	50-12	ESPN	11/12/10	Idaho	A	W	52-14	ESPN2/3D
11/02/03	Fresno State	A	W	31-17	ESPN2	11/19/10	Fresno State	H	W	51-0	ESPN2
12/06/03	Hawaii	A	W	45-28	ESPN2	11/26/10	Nevada	A	L	31-34 (OT)	ESPN
12/23/03	TCU	N	W	34-31	ESPN	12/22/10	Utah	N	W	26-3	ESPN
09/10/04	Oregon State	H	W	53-34	ESPN	09/03/11	Georgia	N	W	35-21	ESPN
09/24/04	BYU	H	W	28-27	ESPN	09/16/11	Toledo	A	W	40-15	ESPN
10/23/04	Fresno State	H	W	33-16	ESPN2	09/24/11	Tulsa	H	W	41-21	CBS SN
10/29/04	Hawaii	H	W	69-3	ESPN2	10/01/11	Nevada	H	W	30-10	VERSUS
11/13/04	San Jose State	A	W	56-49 (2OT)	ESPN2	10/07/11	Fresno State	A	W	57-7	ESPN
11/22/04	Nevada	A	W	58-21	ESPN	10/15/11	Colorado State	A	W	63-13	The Mtn.
12/31/04	Louisville	N	L	41-44	ESPN	10/22/11	Air Force	H	W	37-26	VERSUS
09/03/05	Georgia	A	L	13-48	ESPN	11/05/11	UNLV	A	W	48-21	CBS SN
09/21/05	Bowling Green	H	W	48-20	ESPN2	11/12/11	TCU	H	L	35-36	VERSUS
11/10/05	Fresno State	A	L	7-27	ESPN	11/19/11	San Diego State	A	W	52-35	CBS SN
12/28/05	Boston College	H	L	20-27	ESPN	11/26/11	Wyoming	H	W	36-14	The Mtn.
09/07/06	Oregon State	H	W	42-14	ESPN	12/03/11	New Mexico	H	W	45-0	The Mtn.
10/15/06	New Mexico St.	A	W	40-28	ESPN	12/22/11	Arizona State	N	W	56-24	ESPN
11/01/06	Fresno State	H	W	45-21	ESPN2	08/31/12	Michigan State	A	L	13-17	ESPN
11/25/06	Nevada	A	W	38-7	ESPN2	09/15/12	Miami (Ohio)	H	W	39-12	NBC SN
01/01/07	Oklahoma	N	W	43-42 (OT)	FOX	09/20/12	BYU	H	W	7-6	ESPN
09/27/07	Southern Miss	H	W	38-16	ESPN	10/13/12	Fresno State	H	W	20-10	NBC SN
10/07/07	New Mexico St.	H	W	58-0	ESPN	10/20/12	UNLV	H	W	32-7	NBC SN
10/14/07	Nevada	H	W	69-67 (4OT)	ESPN	10/27/12	Wyoming	A	W	45-14	CBS SN
10/26/07	Fresno State	A	W	34-21	ESPN2	11/03/12	San Diego State	H	L	19-21	CBS SN
11/23/07	Hawaii	A	L	27-39	ESPN2	11/10/12	Hawai'i	A	W	49-14	NBC SN
12/23/07	East Carolina	N	L	38-41	ESPN	11/17/12	Colorado State	H	W	42-14	NBC SN
10/01/08	Louisiana Tech	H	W	38-3	ESPN	12/01/12	Nevada	A	W	27-21	ABC
10/11/08	Southern Miss	A	W	24-7	CBS CTV	12/22/12	Washington	N	W	28-26	ESPN
10/17/08	Hawaii	H	W	27-7	ESPN	08/31/13	Washington	A	L	6-38	FS1
10/24/08	San Jose State	A	W	33-16	ESPN2	09/13/13	Air Force	H	W	42-20	ESPN
11/21/08	Nevada	A	W	41-34	ESPN2	09/20/13	Fresno State	A	L	40-41	ESPN
11/28/08	Fresno State	H	W	61-10	ESPN2	09/28/13	Southern Miss	H	W	60-7	ESPNU
12/23/08	TCU	N	L	16-17	ESPN	10/12/13	Utah State	A	W	34-23	CBS SN
09/03/09	Oregon	H	W	19-8	ESPN	10/19/13	Nevada	H	W	34-17	CBS SN
09/9/09	Fresno State	A	W	51-34	ESPN	10/25/13	BYU	A	L	20-37	ESPN
10/14/09	Tulsa	A	W	28-21	ESPN	11/02/13	Colorado State	A	W	42-30	CBS SN
11/06/09	Louisiana Tech	A	W	45-35	ESPN2	11/16/13	Wyoming	H	W	48-7	ESPN2
11/14/09	Idaho	H	W	63-25	ESPNU	11/23/13	San Diego State	A	L	31-34 (OT)	CBS SN
11/20/09	Utah State	A	W	52-21	ESPN2	11/30/13	New Mexico	H	W	45-17	ESPN2
11/27/09	Nevada	A	W	44-33	ESPN2	12/24/13	Oregon State	N	L	23-38	ESPN
01/04/10	TCU	N	W	17-10	FOX						

CONTINUED ON NEXT PAGE

NATIONALLY TELEVISED GAMES (123-30)

DATE	OPPONENT	LOC	W/L	SCORE	TV	DATE	OPPONENT	LOC	W/L	SCORE	TV
08/28/14	Ole Miss	N	L	13-35	ESPN	09/01/18	Troy	A	W	56-20	ESPNEWS
09/06/14	Colorado State	H	W	37-24	ESPN2	09/08/18	Connecticut	H	W	62-7	ESPNU
09/13/14	Connecticut	A	W	38-21	ABC/ESPN2	09/15/18	Oklahoma St	A	L	21-44	ESPN
09/20/14	Louisiana	H	W	34-9	CBS SN	09/29/18	Wyoming	A	W	34-14	CBS SN
09/27/14	Air Force	A	L	14-28	CBS SN	10/06/18	San Diego St	H	L	13-19	ESPNU
10/04/14	Nevada	A	W	51-46	CBS SN	10/13/18	Nevada	A	W	31-27	CBS SN
10/17/14	Fresno State	H	W	37-27	ESPN	10/19/18	Colorado St	H	W	56-28	ESPN2
10/24/14	BYU	H	W	55-30	ESPN	10/27/18	Air Force	A	W	48-38	CBS SN
11/08/14	New Mexico	A	W	60-49	CBS SN	11/03/18	BYU	H			ESPN2
11/15/14	San Diego State	H	W	38-29	ESPNU	11/09/18	Fresno St	H			ESPN2
11/22/14	Wyoming	A	W	63-14	ESPN2	11/16/18	New Mexico	A			CBS SN
11/29/14	Utah State	H	W	50-19	ESPN2	11/24/18	Utah State	H			ESPN Net
12/06/14	Fresno State	H	W	28-14	CBS						
12/31/14	Arizona	N	W	38-30	ESPN						
09/04/15	Washington	H	W	16-13	ESPN						
09/12/15	BYU	A	L	24-35	ESPN2						
9/18/15	Idaho State	H	W	52-0	CBS SN						
9/25/15	Virginia	A	W	56-12	ESPN						
10/03/15	Hawai'i	H	W	55-0	ESPN2						
10/10/15	Colorado State	A	W	41-10	CBS SN						
10/16/15	Utah State	A	L	26-52	CBS SN						
10/24/15	Wyoming	H	W	34-14	ESPN2						
10/31/15	UNLV	A	W	55-27	ESPNU						
11/14/15	New Mexico	H	L	24-31	ESPNU						
11/20/15	Air Force	H	L	30-37	ESPN2						
11/27/15	San Jose State	A	W	40-27	CBS SN						
12/23/15	N. Illinois	N	W	55-7	ESPN						
09/03/16	Louisiana	A	W	45-10	ASN						
09/10/16	Washington St.	H	W	31-28	ESPN2						
09/24/16	Oregon State	A	W	38-24	FS1						
10/01/16	Utah State	H	W	21-10	ESPN2						
10/07/16	New Mexico	A	W	49-21	CBS SN						
10/15/16	Colorado State	H	W	28-23	ESPN2						
10/20/16	BYU	H	W	28-27	ESPN						
10/29/16	Wyoming	A	L	28-30	CBS SN						
11/04/16	San Jose State	H	W	45-31	ESPN2						
11/12/16	Hawaii	A	W	52-16	CBS SN						
11/18/16	UNLV	H	W	42-25	ESPN2						
11/25/16	Air Force	A	L	20-27	CBS SN						
12/27/16	Baylor	N	L	12-31	ESPN						
09/02/17	Troy	H	W	24-13	ESPNU						
09/09/17	Washington St.	A	L	44-47 (3OT)	ESPN						
09/14/17	New Mexico	H	W	28-14	ESPN						
09/22/17	Virginia	H	L	23-42	ESPN2						
10/06/17	BYU	A	W	24-7	ESPN						
10/14/17	San Diego State	A	W	31-14	CBS SN						
10/21/17	Wyoming	H	W	24-14	ESPN2						
10/28/17	Utah State	A	W	41-14	CBS SN						
11/04/17	Nevada	H	W	41-14	ESPNU						
11/11/17	Colorado St	A	W	59-52 (OT)	CBS SN						
11/18/17	Air Force	H	W	44-19	ESPN2						
11/25/17	Fresno St	A	L	17-28	CBS SN						
12/02/17	Fresno St	H	W	17-14	ESPN						
12/16/17	Oregon	N	W	38-28	ABC						

BLOCKED KICKS

The following is a breakdown of blocked kicks since 1990:

SEASON	PAT	FG	PUNT	TOTAL
1990	2	5	5	12
1991	0	2	1	3
1992	0	0	2	2
1993	3	3	1	7
1994	2	2	0	4
1995	1	1	0	2
1996	0	1	1	2
1997	0	2	1	3
1998	0	0	0	0
1999	0	2	3	5
2000	0	0	3	3
2001	0	0	1	1
2002	0	1	4	5
2003	0	1	4	5
2004	1	1	2	4
2005	1	1	1	3
2006	0	2	0	2
2007	3	4	4	11
2008	0	2	2	4
2009	0	0	1	1
2010	0	2	2	4
2011	3	0	4	7
2012	0	1	0	1
2013	0	3	0	3
2014	0	2	1	3
2015	0	1	1	2
2016	0	2	1	3
2017	0	0	1	1
2018	0	0	1	1

RANKED OPPONENTS

The following is a list of ranked opponents the Broncos have faced since joining the Football Bowl Subdivision in 1996:

SEASON	OPPONENT	BSU	LOC	W/L	RES
1996	(5) Arizona State		A	L	7-56
1997	(15) Washington State		A	L	0-58
1999	(17) UCLA		A	L	7-38
2001	(21) South Carolina		A	L	13-32
2001	(8) Fresno State		A	W	35-30
2003	(19) TCU	(18)	A	W	34-31
2004	(8) Louisville		N	L	40-44
2005	(13) Georgia	(18)	A	L	13-48
2005	(20) Fresno State		A	L	7-27
2005	(19) Boston College		H	L	21-27
2006 ('07)	(7) Oklahoma	(9)	N	W	43-42 (OT)
2007	(13) Hawaii	(17)	A	L	29-39
2008	(12) Oregon		A	W	37-32
2008	(11) TCU	(9)	N	L	16-17
2009	(16) Oregon	(14)	H	W	19-8
2009 ('10)	(4) TCU	(6)	N	W	17-10
2010	(10) Virginia Tech	(3)	N	W	33-30
2010	(24) Oregon State	(3)	H	W	37-24
2010	(19) Nevada	(4)	A	L	31-34 (OT)
2010	(20) Utah	(10)	N	W	26-3
2011	(19) Georgia	(5)	N	W	35-21
2011	(24) TCU	(5)	H	L	35-36
2012	(13) Michigan State	(24)	A	L	13-17
2013	(25) Fresno State		A	L	40-41
2014	(18) Ole Miss		N	L	13-35
2014	(10) Arizona	(20)	N	W	38-30
2017	(20) Washington State		A	L	44-47 (3OT)
2017	(18) San Diego State		A	W	31-14
2017	(25) Fresno State		H	W	17-14
2018	(19) Oklahoma St	(17)	A	L	21-44

ALL-TIME RECORD: 13-17

OVERTIME GAMES

YEAR	OPPONENT	LOC	W/L	SCORE	# OT
1988	N. Arizona	A	W	24-21	1
1990	Nevada	A	L	52-59	3
1997	Idaho	A	W	30-23	1
1998	Idaho	H	L	35-36	1
2004	San Jose State	A	W	56-49	2
2006	Oklahoma	N	W	43-42	1
2007	Nevada	H	W	69-67	4
2010	Nevada	A	L	31-34	1
2013	San Diego State	A	L	31-34	1
2017	Washington State	A	L	44-47	3
2017	Colorado State	A	W	59-52	1

ALL-TIME RECORD: 6-5

THE LAST TIME (INDIVIDUAL)

TOTAL OFFENSE

Yards

500+ Kellen Moore (507)
 Nov. 6, 2010; Hawai'i
 400+ Brett Rypien (427)
 Oct. 20, 2016; BYU
 300+ Brett Rypien (380)
 Oct. 27, 2018; Air Force

PASSING

Yards

500+ Brett Rypien (503)
 Nov. 14, 2015; New Mexico
 400+ Brett Rypien (442)
 Oct. 20, 2016; BYU
 300+ Brett Rypien (399)
 Oct. 27, 2018; Air Force

300+ Passing at Halftime

..... Brett Rypien (317; 16-24)
 Oct. 20, 2016; BYU

Attempts

60+ Brett Rypien (74)
 Nov. 14, 2015; New Mexico
 50+ Brett Rypien (56)
 Sept. 15, 2018; Oklahoma State
 40+ Brett Rypien (41)
 Oct. 6, 2018; San Diego State
 30+ Brett Rypien (34)
 Oct. 27, 2018; Air Force

Completions

40+ Brett Rypien (40)
 Nov. 14, 2015; New Mexico
 30+ Brett Rypien (39)
 Sept. 15, 2018; Oklahoma State
 20+ Brett Rypien (20)
 Oct. 27, 2018; Air Force

Pass Percentage (Min. 15 Attempts)

.800+ Brett Rypien (.846/22-26)
 Oct. 19, 2018; Colorado State
 .700+ Brett Rypien (.846/22-26)
 Oct. 19, 2018; Colorado State
 .600+ Brett Rypien (.846/22-26)
 Oct. 19, 2018; Colorado State

Touchdown Passes

6+ Jim McMillan (6)
 Nov. 16, 1974; Montana
 5+ Brett Rypien (5)
 Oct. 27, 2018; Air Force
 4+ Brett Rypien (5)
 Oct. 27, 2018; Air Force
 3+ Brett Rypien (5)
 Oct. 27, 2018; Air Force

Passes Had Intercepted

5+ Mike Virden (6)
 Oct. 28, 1989; Montana
 4+ Grant Hedrick (4)
 Sept. 27, 2014; Air Force
 3+ Brett Rypien (3)
 Oct. 13, 2018; Nevada

RUSHING

Yards

250+ Eron Hurley (254)
 Nov. 21, 1998; Idaho
 200+ Alexander Mattison (242)
 Nov. 11, 2017; Colorado State
 150+ Alexander Mattison (242)
 Nov. 11, 2017; Colorado State
 100+ Alexander Mattison (136)
 Oct. 27, 2018; Air Force

100 Yards by Halftime

..... Jeremy McNichols (147)
 Nov. 12, 2016; Hawai'i

Multiple Players with 100+

..... Jeremy McNichols (158) /
 Alexander Mattison (100)
 Nov. 4, 2016; San Jose State

Attempts

35+ Jeremy McNichols (40)
 Oct. 15, 2016; Colorado State
 30+ Jeremy McNichols (31)
 Nov. 18, 2016; UNLV
 25+ Alexander Mattison (25)
 Oct. 6, 2018; San Diego State
 20+ Alexander Mattison (22)
 Oct. 27, 2018; Air Force

Yards Per Carry (Min. 10 Attempts)

10.0+ Alexander Mattison (11-115; 10.5)
 Sept. 8, 2018; Connecticut
 8.0+ Alexander Mattison (11-115; 10.5)
 Sept. 8, 2018; Connecticut
 6.0+ Alexander Mattison (22-36; 6.2)
 Oct. 27, 2018; Air Force

Touchdowns

5+ Jay Ajayi (5)
 Nov. 29, 2014; Utah State
 4+ Jeremy McNichols (4)
 Nov. 18, 2016; UNLV
 3+ Alexander Mattison (3)
 Nov. 11, 2017; Colorado State

Longest Run From Scrimmage

80+ John Hightower (88)
 Oct. 13, 2018; Nevada
 70+ John Hightower (88)
 Oct. 13, 2018; Nevada
 60+ John Hightower (88)
 Oct. 13, 2018; Nevada
 50+ John Hightower (88)
 Oct. 13, 2018; Nevada
 40+ John Hightower (88)
 Oct. 13, 2018; Nevada

RECEIVING

Receptions

15+ Thomas Sperbeck (20)
 Nov. 14, 2015; New Mexico
 10+ Cedrick Wilson (10)
 Dec. 16, 2017; Oregon
 8+ John Hightower (8)
 Oct. 27, 2018; Air Force
 5+ John Hightower (8)
 /Sean Modster (6)
 Oct. 27, 2018; Air Force

10 Receptions at Halftime

..... Shane Williams-Rhodes (10)
 Nov. 16, 2013; Wyoming

Yards

250+ Thomas Sperbeck (281)
 Nov. 14, 2015; New Mexico
 200+ Cedrick Wilson (221)
 Dec. 16, 2017; Oregon
 150+ John Hightower (182)
 Oct. 27, 2018; Air Force
 100+ John Hightower (182)/
 Sean Modster (101)
 Oct. 27, 2018; Air Force

100+ Receiving at Halftime

..... Sean Modster (101, 6 Rec./0 TD)
 Oct. 27, 2018; Air Force

Multiple Receivers w/ 10-plus Rec

..... Shane Williams-Rhodes (14)/
 Jay Ajayi (12)
 Aug. 28, 2014; Ole Miss

Multiple 100-yard Receivers

..... John Hightower (8-182)/
 Sean Modster (6-101)
 Oct. 27, 2018; Air Force

Yards Per Catch (Min. Five Rec.)

40.0+ Al Marshall (40.8/5-204)
 Nov. 4, 1972; Portland State
 30.0+ Thomas Sperbeck (35.6/5-178)
 Oct. 10, 2015; Colorado State
 20.0+ John Hightower (22.8/8-182)
 Oct. 27, 2018; Air Force

THE LAST TIME (INDIVIDUAL)

Touchdowns

4+ Austin Pettis (4)
..... Nov. 14, 2009; Idaho
3+ John Hightower (3)
..... Oct. 27, 2018; Air Force
2+ John Hightower (3)
..... Oct. 27, 2018; Air Force

Longest Reception

90+ Lawrence Bady (98)
..... Oct. 18, 2003; SMU
80+ A.J. Richardson (87)
..... Nov. 18, 2017; Air Force
70+ A.J. Richardson (74)
..... Sept. 8, 2018; Connecticut
60+ John Hightower (61)
..... Oct. 27, 2018; Air Force
50+ John Hightower (61)
..... Oct. 27, 2018; Air Force

MISC.

100+ Yard Rush/Receiving

..... Jeremy McNichols
..... 140 rushing/109 receiving
..... Oct. 20, 2016; BYU

Threw and Caught a TD Pass

..... Thomas Sperbeck
..... (11-yd passes/12-yd catch)
..... Oct. 15, 2016; Colorado State

Fumble Recovered for a TD

..... Tyler Horton (55 and 11 yards)
..... Sept. 1, 2018; Troy

Multiple Players Threw for TDs

4+ Kellen Moore (2) /
..... Tanyon Bissell (1) /
..... Mike Coughlin (1) / Vinny Perretta (1)
..... Nov. 8, 2008; Utah State
3+ Kellen Moore (2) /
..... Tanyon Bissell (1) /
..... Mike Coughlin (1) / Vinny Perretta (1)
..... Nov. 8, 2008; Utah State
2+ Brett Rypien (3) /
..... Chase Cord (1)
..... Sept. 8, 2018; Connecticut

2-Point Conversion

..... Matt Miller Pass to Jake Hardee
..... Sept. 20, 2013

DEFENSE

Interceptions

4+ Steve Forrey (4)
..... 1968; Idaho State
3+ Brandyn Thompson (3)
..... Oct. 17, 2008; Hawai'i
2+ Donte Deayon (2)
..... Sept. 12, 2015; BYU

Interception Return for a TD

..... Tyler Horton (99 yards)
..... Oct. 13, 2018; Nevada

Total Tackles

25+ Scott Russell (28)
..... Sept. 17, 1988; Northern Arizona
20+ Scott Russell (28)
..... Sept. 17, 1988; Northern Arizona
15+ Leighton Vander Esch (16)
..... Dec. 2, 2017; Fresno State
10+ Riley Whippey (13) /
..... Tyreque Jones (11)
..... Oct. 27, 2018; Air Force

Solo Tackles

10+ Leighton Vander Esch (10)
..... Dec. 16, 2017; Oregon

Sacks

4+ Chris Wing (4.0)
..... Sept. 7, 1996; Portland State
3+ Kamalei Correa (3.0)
..... Nov. 22, 2014; Wyoming
2+ Curtis Weaver (2.5)
..... Oct. 19, 2018; Colorado State

Tackles For Loss

4+ Shea McClellin (4.0)
..... Sept. 6, 2010; Virginia Tech
3+ Leighton Vander Esch (3.0)
..... Dec. 16, 2017; Oregon

SPECIAL TEAMS

Kickoff Returns

7+ Jeremy McNichols (7)
..... Nov. 15, 2014; San Diego State
6+ Jeremy McNichols (7)
..... Nov. 15, 2014; San Diego State
5+ Jeremy McNichols (7)
..... Nov. 15, 2014; San Diego State

Longest Kickoff Return

90+ Bryan Douglas (100)
..... Nov. 23, 2013; San Diego State
80+ Bryan Douglas (100)
..... Nov. 23, 2013; San Diego State
70+ Bryan Douglas (76)
..... Nov. 30, 2013; New Mexico
60+ Bryan Douglas (76)
..... Nov. 30, 2013; New Mexico
50+ Cedrick Wilson (55)
..... Sept. 2, 2017; Troy

Kickoff Return for a TD

..... Avery Williams (44)
..... Oct. 19, 2018; Colorado State

Punt Return

9+ Rick Woods (9)
..... Oct. 20, 1979; Idaho State
7+ Quinton Jones (7)
..... Dec. 28, 2005; Boston College
6+ Kyle Wilson (6)
..... Nov. 21, 2008; Nevada

Punt Return Yardage

150+ Quinton Jones (151)
..... Dec. 28, 2005; Boston College
100+ Avery Williams (124)
..... Sept. 2, 2017; Troy

Longest Punt Return

90+ Kyle Wilson (90)
..... Nov. 28, 2008; Fresno State
80+ Avery Williams (81)
..... Sept. 2, 2017; Troy
70+ Kekaula Kaniho (74)
..... Oct. 19, 2018; Colorado State
60+ Avery Williams (67)
..... Oct. 27, 2018; Air Force
50+ Avery Williams (67)
..... Oct. 27, 2018; Air Force

Punt Return for a TD

..... Kekaula Kaniho (74)
..... Oct. 19, 2018; Colorado State

Punts

10+ Danny Weeks (11)
..... Oct. 26, 1991; Nevada
8+ Quinn Skillin (9)
..... Oct. 6, 2018; San Diego State
6+ Quinn Skillin (9)
..... Oct. 6, 2018; San Diego State

Punt Average (Min. Five Punts)

50.0+ Trevor Harman (53.2/5-266)
..... Nov. 12, 2010; Idaho
48.0+ Sean Wale (49.0/6-294)
..... Nov. 25, 2016; Air Force
46.0+ Sean Wale (49.0/6-294)
..... Nov. 25, 2016; Air Force

Field Goals

5+ Roberto Moran (5)
..... Nov. 2, 1985; Idaho State
4+ Tyler Rausa (4)
..... Sept. 25, 2015; Virginia
3+ Haden Hoggarth (3)
..... Nov. 18, 2017; Air Force

Long Field Goals

55+ Roberto Moran (56)
..... Sept. 14, 1985; UC Davis
50+ Tyler Rausa (51)
..... Sept. 25, 2015; Virginia
45+ Haden Hoggarth (47)
..... Oct. 27, 2018; Air Force

Points After Touchdown

10+ Anthony Montgomery (10)
..... Nov. 19, 2005; Idaho
9+ Dan Goodale (9)
..... Sept. 7, 2013; UT Martin
8+ Haden Hoggarth (8)
..... Sept. 8, 2018; Connecticut
7+ Haden Hoggarth (7)
..... Oct. 19, 2018; Colorado State

THE LAST TIME (TEAM)

OFFENSE - TEAM

Yards of Total Offense

700+	Connecticut (818)
	Sept. 8, 2018
600+	Connecticut (818)
	Sept. 8, 2018
500+	Air Force (530)
	Oct. 27, 2018

Fewest Yards of Total Offense

100-	Fresno State (69)
	Sept. 17, 1977
200-	Montana (191)
	Oct. 12, 1991
300-	San Diego State (229)
	Oct. 6, 2018

Passing Yards

500+	New Mexico (503)
	Nov. 14, 2015
400+	Air Force (409)
	Oct. 27, 2018
300+	Air Force (409)
	Oct. 27, 2018

Fewest Passing Yards

50-	Northern Arizona (49)
	Nov. 11, 1978
100-	North Texas (78)
	Oct. 18, 1997
150-	San Diego State (125)
	Oct. 14, 2017

Passing Touchdowns

6+	Idaho (6)
	Nov. 14, 2009
5+	Air Force (5)
	Oct. 27, 2018
4+	Air Force (5)
	Oct. 27, 2018

Rushing Yards

500+	Montana (531)
	Oct. 27, 1973
400+	Connecticut (400)
	Sept. 8, 2018
300+	Connecticut (400)
	Sept. 8, 2018

Fewest Rushing Yards

0-	Northern Arizona (-11)
	Oct. 9, 1993
50-	Oklahoma State (34)
	Sept. 15, 2018
100-	San Diego State (51)
	Oct. 6, 2018

Rushing Touchdowns

8+	San Jose State (8)
	Nov. 13, 2004
7+	Weber State (7)
	Aug. 30, 2007
6+	UNLV (6)
	Nov. 18, 2016
5+	UNLV (6)
	Nov. 18, 2016

Points Scored

70+	Idaho (70)
	Nov. 19, 2005
60+	Connecticut (62)
	Sept. 8, 2018
50+	Colorado State (56)
	Oct. 19, 2018
40+	Air Force (48)
	Oct. 27, 2018

Fewest Points Scored

0	Washington State (0)
	Sept. 27, 1997
7-	Washington (6)
	Aug. 31, 2013
14-	San Diego State (13)
	Oct. 6, 2018

Scoring Differential (+)

50+	Connecticut (62-7; +55)
	Sept. 8, 2018
40+	Connecticut (62-7; +55)
	Sept. 8, 2018
30+	Connecticut (62-7; +55)
	Sept. 8, 2018
20+	Colorado State (56-28; +28)
	Oct. 19, 2018

DEFENSE - TEAM

Fumbles Recovered

6+	Northeastern Louisiana (6)
	Nov. 15, 1986
5+	Eastern Washington (5)
	Oct. 14, 2000

Interceptions

7+	Cal Poly (7)
	Nov. 17, 1979
6+	Northern Iowa (6)
	Nov. 24, 1990
5+	Idaho (5)
	Nov. 14, 2009
4+	Virginia (4)
	Sept. 25, 2015
3+	Nevada (3)
	Nov. 4, 2017

Fewest Yards Allowed

50-	Northern Illinois (33)
	Dec. 23, 2015
100-	Northern Illinois (33)
	Dec. 23, 2015
150-	Northern Illinois (33)
	Dec. 23, 2015

Most Total Yards Allowed

600+	Air Force (607)
	Nov. 20, 2015
500+	Colorado State (570)
	Nov. 11, 2017
400+	Air Force (443)
	Oct. 27, 2018

Fewest Passing Yards Allowed

0-	Northern Arizona (-4)
	Oct. 25, 1975
50-	Air Force (45)
	Nov. 25, 2016
100-	Connecticut (71)
	Sept. 8, 2018

Most Passing Yards Allowed

600+	Louisiana Tech (602)
	Oct. 3, 1998
500+	New Mexico State (526)
	Oct. 15, 2006
400+	Washington State (433)
	Sept. 9, 2017

Fewest Rushing Yards Allowed

0-	Northern Illinois (-5)
	Dec. 23, 2015
50-	Oregon (47)
	Dec. 16, 2017
100-	Wyoming (81)
	Sept. 29, 2018

Most Rushing Yards Allowed

400+	New Mexico (505)
	Nov. 8, 2014
300+	Air Force (314)
	Nov. 25, 2016
200+	Air Force (201)
	Oct. 27, 2018

Fewest Points Allowed

0-	Hawai'i (0)
	Oct. 3, 2015
3-	Hawai'i (0)
	Oct. 3, 2015
7-	Connecticut (7)
	Sept. 8, 2018

Most Points Allowed

60+	Nevada (67)
	Oct. 14, 2007
50+	Colorado State (52)
	Nov. 11, 2017
40+	Oklahoma State (44)
	Sept. 15, 2018

GAME-BY-GAME SUMMARIES


GAME ONE

#22 Boise State @ Troy

Sept. 1, 2018

Veterans Memorial Stadium • Troy, Ala.
Att.: 29,612 • TV: ESPNEWS

TROY, Ala. (AP) - Brett Rypien passed for 305 yards and four touchdowns, and Sean Modster had 167 yards receiving, to lead No. 22 Boise State to a 56-20 opening victory over Troy. The Broncos raced to a 35-7 halftime lead over a Trojans team coming off an 11-win season, largely with the Rypien-to-Modster connection. Then, Tyler Horton and Boise State's defense mostly took over the scoring for the second half against Troy. The cornerback scooped-and-scored on a pair of fumbles, with returns of 55 and 11 yards. Horton, who has four defensive touchdowns, tied the FBS record for fumble returns for TDs in a game shared by four others.



SCORE BY QUARTER	1	2	3	4	F
Boise State	14	21	7	14	56
Troy	7	0	7	6	20

SCORING SUMMARY

FIRST QUARTER

10:53	BSU	Modster 20-yd pass from Rypien (Hoggarth kick)	6 plays, 53 yards, TOP: 2:26
5:53	TROY	Daughtry-Frye 23-yd run (Sumpter kick)	5 plays, 52 yards, TOP: 2:28
0:36	BSU	Thomas 53-yd pass from Rypien (Hoggarth kick)	4 plays, 63 yards, TOP: 1:58

SECOND QUARTER

12:35	BSU	Mattison 7-yd run (Hoggarth kick)	5 plays, 37 yards, TOP: 1:26
7:10	BSU	Butler 3-yd pass from Rypien (Hoggarth kick)	7 plays, 79 yards, TOP: 3:49
2:13	BSU	Modster 54-yd pass from Rypien (Hoggarth kick)	6 plays, 67 yards, TOP: 2:04

THIRD QUARTER

10:56	BSU	Horton 55-yd fumble return (Hoggarth kick)	
5:10	TROY	Smith 1-yd run (Sumpter kick)	11 plays, 77 yards, TOP: 5:46

FOURTH QUARTER

11:24	TROY	Douglas 33-yd pass from Barker (Barker pass failed)	5 plays, 60 yards, TOP: 2:40
8:40	BSU	Horton 11-yd fumble recovery (Hoggarth kick)	
5:04	BSU	Cord 44-yd run (Hoggarth kick)	2 plays, 48 yards, TOP: 0:51

TEAM STATISTICS

	BOISE STATE	TROY
First Downs	16	21
Net Yards Rushing	111	124
Net Yards Passing	305	255
Completions-Attempts-Int.	20-28-0	24-34-1
Total Offense (plays-yards)	57-416 (7.3)	78-379 (4.9)
Fumbles: Number-Lost	3-1	4-3
Penalties: Number-Yards	4-27	3-25
Punts-Yards	4-134 (33.5)	5-200 (40.0)
Kickoff returns-Yds-TD	1-23-0 (23.0)	7-161-0 (23.0)
Punt returns-Yards-TD	4-6-0 (1.5)	1-4-0 (4.0)
Interceptions-Yds-TD	1-0-0	0-0-0
Time of Possession	25:29	34:31
Third-Down Conversions	9-of-15	4-of-15
Fourth-Down Conversions	0-of-0	3-of-5
Red-Zone Scores-Chances	3-for-3	1-for-2
Sacks By: Number-Yards	5-44	1-7

INDIVIDUAL STATISTICS

Boise State

Rushing (Rushes-Yards-TDs): Mattison (14-56-1), Cord (1-44-1), Rypien (5-14-0), Mahone (3-11-0), Van Buren (1-4-0), Team (4-{-7}-0), Shakir (1-{-11}-0)

Passing (Comp.-Att.-TD-Int.-Yards): Rypien (20-28-4-0-305)

Receiving (Receptions-Yards-TDs): Modster (7-167-2), Thomas (3-68-1), Richardson (3-30-0), Hightower (2-15-0), Mahone (2-9-0), Collingam (1-11-0), Butler (1-3-1), Mattison (1-2-0)

Interceptions: Lashley (1)

Sacks: Miles (2.0), Weaver (1.0), D. Williams (1.0), Rufai (0.5), Watson (0.5)

Troy

Rushing (Rushes-Yards-TDs): Daughtry-Frye (7-41-1), Henderson (8-30-0), B.J. Smith (7-26-1), Barker (17-25-0), Samuel (3-10-0), S. Smith (1-0-0), Team (1-{-8}-0)

Passing (Comp.-Att.-TD-Int.-Yards): Barker (20-29-1-1-211), Smith (4-5-0-0-44)

Receiving (Receptions-Yards-TDs): Douglas (7-102-1), Samuel (5-41-0), Willis (3-43-0), B.J. Smith (3-30-0), Eafford (2-8-0), Hallman (2-7-0), Davis (1-19-0), Daughtry-Frye (1-5-0)

Interceptions: None

Sacks: Reese (1.0)

GAME TWO

#20 Boise State vs UConn

Sept. 8, 2018

Albertsons Stadium • Boise, Idaho
Att.: 34,515 • TV: ESPNU

BOISE, Idaho (AP) - Brett Rypien threw for 362 yards and three touchdowns in little more than a half and No. 20 Boise State set a school record for offensive yards in a 62-7 rout of UConn on Saturday night. The Broncos (2-0) gained 818 yards, including 514 in the first half. Rypien had his 16th career 300-yard passing game, tying Kellen Moore for most with the program. UConn (0-2) struggled to move the ball against Boise State's first-team defense, mustering just 78 yards and four first downs in the first half. The Huskies finished with 193 yards of offense.



SCORE BY QUARTER	1	2	3	4	F
Connecticut	0	0	7	0	7
Boise State	24	17	14	7	62

SCORING SUMMARY

FIRST QUARTER

9:42	BSU	Hoggarth 28-yd field goal	10 plays, 69 yards, TOP: 3:26
7:13	BSU	Hightower 67-yd pass from Rypien (Hoggarth kick)	2 plays, 71 yards, TOP: 0:44
4:25	BSU	Bates 24-yd pass from Rypien (Hoggarth kick)	4 plays, 43 yards, TOP: 1:21
0:45	BSU	Mattison 1-yd run (Hoggarth kick)	6 plays, 64 yards, TOP: 1:57

SECOND QUARTER

11:58	BSU	Hightower 55-yd run (Hoggarth kick)	3 plays, 92 yards, TOP: 1:41
2:04	BSU	Mattison 9-yd run (Hoggarth kick)	11 plays, 91 yards, TOP: 6:22
0:02	BSU	Hoggarth 44-yd field goal	9 plays, 52 yards, TOP: 1:11

THIRD QUARTER

14:40	BSU	Richardson 74-yd pass from Rypien (Hoggarth kick)	1 play, 74 yards, TOP: 0:20
5:52	CONN	McLean 15-yd pass from Pindell (Tarbutt kick)	7 plays, 93 yards, TOP: 3:26
3:11	BSU	Van Buren 3-yd run (Hoggarth kick)	5 plays, 80 yards, TOP: 2:41

FOURTH QUARTER

10:12	BSU	Butler 24-yd pass from Cord (Hoggarth kick)	9 plays, 76 yards, TOP: 5:12
-------	-----	---	------------------------------

TEAM STATISTICS

	CONNECTICUT	BOISE STATE
First Downs	9	38
Net Yards Rushing	122	400
Net Yards Passing	71	418
Completions-Attempts-Int.	11-21-1	25-33-0
Total Offense (plays-yards)	46-193 (4.2)	78-818 (10.5)
Fumbles: Number-Lost	0-0	0-0
Penalties: Number-Yards	7-44	7-71
Punts-Yards	9-432 (48.0)	1-35 (35.0)
Kickoff returns-Yds-TD	2-36-0 (18.0)	2-45-0 (22.5)
Punt returns-Yards-TD	0-0-0 (0.0)	4-44-0 (11.0)
Interceptions-Yds-TD	0-0-0	1-7-0
Time of Possession	21:59	38:01
Third-Down Conversions	3-of-13	6-of-9
Fourth-Down Conversions	0-of-0	1-of-1
Red-Zone Scores-Chances	1-for-1	4-for-5
Sacks By: Number-Yards	0-0	1-3

INDIVIDUAL STATISTICS

Boise State

Rushing (Rushes-Yards-TDs): Mattison (11-115-2), Van Buren (13-75-1), Hightower (1-55-1), Cord (2-41-0), Shakir (2-39-0), Seibold (7-35-0), Henderson (4-30-0), Mahone (2-10-0), Rypien (1-4-0), Team (2-{-4}-0)

Passing (Comp.-Att.-TD-Int.-Yards): Rypien (21-28-3-0-362), Cord (4-5-56-1-0)

Receiving (Receptions-Yards-TDs): Modster (6-74-0), Hightower (5-119-1), Richardson (3-100-1), Butler (2-32-1), Thomas (2-28-0), Mahone (2-20-0), Shakir (2-15-0), Bates (1-24-1), Seibold (1-3-0), Mattison (1-3-0)

Interceptions: Williams (1)

Sacks: Tyler (1.0)

Connecticut

Rushing (Rushes-Yards-TDs): Mensah (10-82-0), Pindell (14-40-0), Scott (1-0-0)

Passing (Comp.-Att.-TD-Int.-Yards): Pindell (11-21-1-1)

Receiving (Receptions-Yards-TDs): Mayala (3-24-0), Davis (3-13-0), McLean (2-23-1), Mensah (1-7-0), Scott (1-4-0), Beals (1-0-0)

Interceptions: None

Sacks: None

GAME-BY-GAME SUMMARIES

GAME THREE

#17 Boise State @
#24 Oklahoma State
Sept. 15, 2018

Boone Pickens Stadium • Stillwater, Okla.
Att.: 54,974 • TV: ESPN

STILLWATER, Okla. (AP) - Taylor Cornelius ran for two touchdowns and passed for another to help No. 24 Oklahoma State beat No. 17 Boise State 44-21. Justice Hill ran for 123 yards and a touchdown, and Tylan Wallace had five catches for 105 yards for the Cowboys (3-0). Boise State's Brett Rypien passed for 380 yards and three touchdowns, but was sacked seven times and pressured throughout the day. Jordan Brailford had three sacks, Jarrell Owens had two and Devin Harper had 1.5. Oklahoma State held the Broncos (2-1) to 34 yards rushing on 31 attempts.



SCORE BY QUARTER	1	2	3	4	F
Boise State	0	7	14	0	21
Oklahoma State	0	17	17	10	44

SCORING SUMMARY

FIRST QUARTER

None

SECOND QUARTER

14:20	BSU	Hightower 31-yd pass from Rypien (Hoggarth kick)	8 plays, 65 yards, TOP: 3:43
12:08	OSU	Hill 8-yd run (Ammendola kick)	6 plays, 75 yards, TOP: 2:12
8:43	OSU	Cornelius 1-yd run (Ammendola kick)	3 plays, 7 yards, TOP: 1:16
2:12	OSU	Ammendola 22-yd field goal	11 plays, 63 yards, TOP: 4:07

THIRD QUARTER

13:03	OSU	Ammendola 48-yd field goal	8 plays, 44 yards, TOP: 1:57
9:18	BSU	Richardson 34-yd pass from Rypien (Hoggarth kick)	8 plays, 75 yards, TOP: 3:45
6:40	OSU	Stoner 32-yd pass from Cornelius (Ammendola kick)	8 plays, 68 yards, TOP: 2:38
5:11	OSU	Green 13-yd blocked punt return (Ammendola kick)	
1:30	BSU	Blakley 5-yd pass from Rypien (Hoggarth kick)	11 plays, 65 yards, TOP: 3:41

FOURTH QUARTER

11:07	OSU	Ammendola 23-yd field goal	14 plays, 69 yards, TOP: 5:23
4:16	OSU	Cornelius 6-yd run (Ammendola kick)	5 plays, 72 yards, TOP: 2:37

TEAM STATISTICS

	BOISE STATE	OKLAHOMA STATE
First Downs	23	19
Net Yards Rushing	34	176
Net Yards Passing	380	246
Completions-Attempts-Int.	39-56-0	16-27-0
Total Offense (plays-yards)	87-414 (4.8)	65-422 (6.5)
Fumbles: Number-Lost	4-1	0-0
Penalties: Number-Yards	5-40	4-25
Punts-Yards	5-118 (23.6)	3-111 (37.0)
Kickoff returns-Yds-TD	3-58-0 (19.3)	1-32-0 (32.0)
Punt returns-Yards-TD	1-16-0 (16.0)	2-37-1 (18.5)
Interceptions-Yds-TD	0-0-0	0-0-0
Time of Possession	34:34	25:26
Third-Down Conversions	11-of-22	7-of-13
Fourth-Down Conversions	3-of-4	0-of-0
Red-Zone Scores-Chances	1-for-3	5-for-5
Sacks By: Number-Yards	3-19	7-49

INDIVIDUAL STATISTICS

Boise State

Rushing (Rushes-Yards-TDs): Mattison (14-53-0), Hightower (3-10-0), Shakir (1-3-0), Mahone (1-0-0), Van Buren (1-{-2}-0), Rypien (11-{-30}-0)

Passing (Comp.-Att.-TD-Int.-Yards): Rypien (39-56-3-0-380)

Receiving (Receptions-Yards-TDs): Thomas (8-52-0), Richardson (6-70-1), Butler (6-55-0), Blakley (6-30-1), Modster (4-56-0), Bates (4-49-0), Hightower (3-44-1), Shakir (1-19-0), Mattison (1-5-0)

Interceptions: None

Sacks: Frazier (2.0), Miles (1.0)

Oklahoma State

Rushing (Rushes-Yards-TDs): Hill (15-123-1), Cornelius (16-41-2), King (5-16-0), Team (1-{-2}-0), Hubbard (1-{-2}-0)

Passing (Comp.-Att.-TD-Int.-Yards): Cornelius (15-26-1-0-243), Stoner (1-1-0-0-3)

Receiving (Receptions-Yards-TDs): Wallace (5-105-0), Stoner (5-68-1), McCleskey (3-26-0), Johnson (1-35-0), King (1-9-0), Cornelius (1-3-0)

Interceptions: None

Sacks: Brailford (2.0), Owens (2.0), Harper (1.5), Bernard (1.0), Bundage (0.5)


40

GAME FOUR

Boise State @
Wyoming
Sept. 29, 2018

War Memorial Stadium • Laramie, Wyo.
Att.: 22,271 • TV: CBS SN

LARAMIE, Wyo. (AP) -- Brett Rypien recorded his fourth consecutive 300-yard passing game this season, putting up two touchdowns and 342 yards through the air in leading Boise State over Wyoming 34-14 Saturday in a game played in hazy conditions caused by smoke from a forest fire burning in the area. Rypien completed 28 of 42 pass attempts for the Broncos (3-1, 1-0 Mountain West Conference) who scored on four of their first six possessions in the first half to gain a 24-0 halftime advantage and were never threatened the rest of the game.



SCORE BY QUARTER	1	2	3	4	F
Boise State	7	17	3	7	34
Wyoming	0	0	7	7	14

SCORING SUMMARY

FIRST QUARTER

9:39 BSU Mattison 13-yd run (Hoggarth kick) 11 plays, 75 yards, TOP: 5:21

SECOND QUARTER

11:02	BSU	Richardson 21-yd pass from Rypien (Hoggarth kick)	15 plays, 87 yards, TOP: 6:21
5:42	BSU	Shakir 2-yd run (Hoggarth kick)	5 plays, 92 yards, TOP: 2:05
0:35	BSU	Hoggarth 30-yd field goal	8 plays, 30 yards, TOP: 2:37

THIRD QUARTER

14:49	WY	Evans 75-yd run (Rothe kick)	1 play, 75 yards, TOP: 0:11
9:23	BSU	Hoggarth 33-yd field goal	16 plays, 66 yards, TOP: 5:22

FOURTH QUARTER

6:29	BSU	Hightower 41-yd pass from Rypien (Hoggarth kick)	4 plays, 51 yards, TOP: 1:44
5:47	WY	Price 72-yd pass from Vander Waal (Rothe kick)	2 plays, 75 yards, TOP: 0:42

TEAM STATISTICS

	BOISE STATE	WYOMING
First Downs	29	11
Net Yards Rushing	161	81
Net Yards Passing	345	214
Completions-Attempts-Int.	29-43-0	15-26-0
Total Offense (plays-yards)	89-506 (5.7)	50-295 (5.9)
Fumbles: Number-Lost	2-0	1-1
Penalties: Number-Yards	9-71	6-59
Punts-Yards	4-173 (43.2)	7-232 (31.1)
Kickoff returns-Yds-TD	1-18-0 (18.0)	0-0-0 (0.0)
Punt returns-Yards-TD	4-{-4}-0 (-1.0)	2-4-0 (2.0)
Interceptions-Yds-TD	0-0-0	0-0-0
Time of Possession	40:13	19:47
Third-Down Conversions	11-of-20	2-of-11
Fourth-Down Conversions	1-of-1	0-of-2
Red-Zone Scores-Chances	4-for-4	0-for-0
Sacks By: Number-Yards	5-53	2-3

INDIVIDUAL STATISTICS

Boise State

Rushing (Rushes-Yards-TDs): Mattison (20-57-1), Mahone (8-35-0), Van Buren (3-28-0), Cord (3-18-0), Shakir (3-13-0), Rypien (7-6-0), Hightower (1-5-0), Team (1-{-1}-0)

Passing (Comp.-Att.-TD-Int.-Yards): Rypien (28-42-2-0-342), Cord (1-1-0-0-3)

Receiving (Receptions-Yards-TDs): Modster (7-88-0), Richardson (6-113-1), Hightower (4-79-1), Mattison (3-15-0), Butler (3-11-0), Mahone (2-15-0), Evans (1-11-0), Thomas (1-6-0), Shakir (1-4-0), Blakley (1-3-0)

Sacks: Frazier (1.0), Hatada (1.0), Maeva (1.0), Pierce (1.0), Weaver (1.0)

Wyoming

Rushing (Rushes-Yards-TDs): Evans (12-141-1), Bigelow (2-6-0), Ismail, Jr. (1-3-0), Price (1-{-5}-0), Team (1-{-11}-0), Vander Waal (7-{-53}-0)

Passing (Comp.-Att.-TD-Int.-Yards): Vander Waal (15-25-1-0-214)

Receiving (Receptions-Yards-TDs): Ismail, Jr. (5-66-0), Mayfield (3-42-0), Conway (3-22-0), Price (2-77-1), Evans (2-7-0)

Interceptions: None

Sacks: Crall (1.0), Granderson (1.0)

GAME-BY-GAME SUMMARIES

GAME FIVE

San Diego State @

Boise State

Oct. 6, 2018

Albertsons Stadium • Boise, Idaho

Att.: 36,679 • TV: ESPNU

BOISE, Idaho (AP) -- San Diego State running back Jordan Byrd scored on a 72-yard touchdown run and the Aztecs' defense shut down Boise State's high-scoring offense to upset the Broncos 19-13 on Saturday afternoon.

The Aztecs needed only 267 yards of offense to pull off the victory without their starting quarterback Christian Chapman or leading rusher Juwan Washington.



SCORE BY QUARTER	1	2	3	4	F
San Diego State	3	10	0	6	19
Boise State	7	0	0	6	13

SCORING SUMMARY

FIRST QUARTER

9:14 SDSU Baron 36-yd field goal 4 plays, 5 yards, TOP: 1:29
 6:48 BSU Mattison 1-yd run (Velazquez kick) 3 plays, 4 yards, TOP: 1:06

SECOND QUARTER

13:09 SDSU Baron 41-yd field goal 6 plays, 7 yards, TOP: 1:51
 4:36 SDSU Jasmin 2-yd run (Baron kick) 2 plays, 17 yards, TOP: 0:52

THIRD QUARTER

None

FOURTH QUARTER

10:10 SDSU Byrd 72-yd run (pass failed) 5 plays, 95 yards, TOP: 2:57
 3:05 BSU Mattison 1-yd run (kick failed) 11 plays, 73 yards, TOP: 2:02

TEAM STATISTICS

	SAN DIEGO STATE	BOISE STATE
First Downs	9	16
Net Yards Rushing	154	51
Net Yards Passing	113	178
Completions-Attempts-Int.	8-15-0	22-44-3
Total Offense (plays-yards)	59-267 (4.5)	80-229 (2.9)
Fumbles: Number-Lost	2-2	1-0
Penalties: Number-Yards	8-55	6-52
Punts-Yards	8-359 (44.9)	9-352 (39.1)
Kickoff returns-Yds-TD	0-0-0 (0.0)	1-26-0 (26.0)
Punt returns-Yards-TD	1-{-13}-0 (-13.0)	5-16-0 (3.2)
Interceptions-Yds-TD	3-16-0	0-0-0
Time of Possession	30:52	29:08
Third-Down Conversions	3-of-15	6-of-19
Fourth-Down Conversions	0-of-1	1-of-3
Red-Zone Scores-Chances	3-for-3	2-for-2
Sacks By: Number-Yards	4-30	4-22

INDIVIDUAL STATISTICS

Boise State

Rushing (Rushes-Yards-TDs): Mattison (25-66-2), Cord (2-6-0), Hightower (1-3-0), Team (1-{-10}-0, Rypien (7-{-14}-0)

Passing (Comp.-Att.-TD-Int.-Yards): Rypien (21-42-0-2-170), Cord (1-3-0-1-8)

Receiving (Receptions-Yards-TDs): Richardson (5-38-0), Modster (4-44-0), Hightower (4-27-0), Thomas (3-39-0), Butler (2-4-0), Shakir (1-15-0), Mattison (1-9-0), Blakley (1-1-0), Evans (1-1-0)

Interceptions: None

Sacks: Locher (1.0), Miles (1.0), Weaver (1.0), Whimpey (1.0)

San Diego State

Rushing (Rushes-Yards-TDs): Jasmin (26-78-1), Byrd (3-76-1), Thomas (2-4-0), Agnew (9-0-0), Team 4-{-4}-0)

Passing (Comp.-Att.-TD-Int.-Yards): Agnew (8-15-0-0-113)

Receiving (Receptions-Yards-TDs): Trevillion (3-57-0), Jasmin (2-4-0), Busbee (1-24-0), Warring (1-24-0), Houston (1-4-0)

Interceptions: Hall (1), Lakalaka (1), Thompson (1)

Sacks: Hall (1.0), Moore (1.0), Tezino (1.0), Team (1.0)

GAME SIX

Boise State @

Nevada

Oct. 13, 2018

Mackay Stadium • Reno, Nev.

Att.: 21,431 • TV: CBS SN

RENO, Nev. (AP) -- Brett Rypien threw for 299 yards and two touchdowns as Boise State held on for a 31-27 win over Nevada on Saturday night.

The contest included four lead changes in the first half, and both teams scored on their first two possessions of the second half before the Broncos pulled away with a 17-play, eight minute, 20 second drive in the fourth quarter.

NEVADA FOOTBALL
 SATURDAY, OCT. 13TH, 2018



SCORE BY QUARTER	1	2	3	4	F
Boise State	7	10	14	0	31
Nevada	10	7	10	0	27

SCORING SUMMARY

FIRST QUARTER

11:44 NEV Ahmed 35-yd field goal 9 plays, 58 yards TOP: 3:16
 6:25 BSU Hightower 88-yd run (Hoggarth kick) 1 play, 88 yards TOP: 0:12
 2:17 NEV Kincaide 21-yd run (Ahmed kick) 2 plays, 44 yards TOP: 0:31

SECOND QUARTER

13:49 BSU Horton 99-yd INT return (Hoggarth kick) 0 plays, 0 yards TOP: 0:00
 0:42 NEV Cooks 11-yd pass from Gangi (Ahmed kick) 5 plays, 35 yards TOP: 0:49
 0:00 BSU Hoggarth 31-yd field goal 7 plays, 55 yards TOP: 0:37

THIRD QUARTER

10:12 BSU Thomas 36-yd pass from Rypien (Hoggarth kick) 10 plays, 75 yards TOP: 4:48
 6:51 NEV Mannix 50-yd pass from Gangi (Ahmed kick) 9 plays, 77 yards TOP: 3:14
 5:37 BSU Richardson 41-pass from Rypien (Hoggarth kick) 3 plays, 69 yards TOP: 1:06
 1:21 NEV Ahmed 28-yd field goal 12 plays, 56 yards TOP: 4:11

FOURTH QUARTER

None

TEAM STATISTICS

	BOISE STATE	NEVADA
First Downs	24	23
Net Yards Rushing	207	82
Net Yards Passing	299	304
Completions-Attempts-Int.	28-38-3	24-42-1
Total Offense (plays-yards)	78-506 (6.5)	66-386 (5.8)
Fumbles: Number-Lost	1-1	3-2
Penalties: Number-Yards	9-108	4-20
Punts-Yards	2-67 (33.5)	3-121 (40.3)
Kickoff returns-Yds-TD	3-72-0 (24.0)	3-75-0 (25.0)
Punt returns-Yards-TD	0-0-0 (0.0)	0-0-0 (0.0)
Interceptions-Yds-TD	1-99-1	3-64-0
Time of Possession	35:09	24:51
Third-Down Conversions	11-of-18	5-of-13
Fourth-Down Conversions	2-of-3	2-of-2
Red-Zone Scores-Chances	1-for-1	3-for-4
Sacks By: Number-Yards	1-6	2-6

INDIVIDUAL STATISTICS

Boise State

Rushing (Rushes-Yards-TDs): Hightower (2-90-1), Mattison (24-69-0), Rypien (7-24-0), Mahone (4-19-0), Van Buren (1-3-0), Shakir (1-2-0), Kafentzis (1-0-0)

Passing (Comp.-Att.-TD-Int.-Yards): Rypien (28-38-2-3-299)

Receiving (Receptions-Yards-TDs): Modster (6-51-0), Richardson (4-79-1), Butler (4-34-0), Mattison (4-28-0), Thomas (3-50-1), Hightower (3-22-0), Shakir (3-16-0), Collingham (1-19-0)

Interceptions: Horton (1)

Sacks: Frazier (0.5), Miles (0.5)

Nevada

Rushing (Rushes-Yards-TDs): Moore (8-35-0), Kincaide (2-20-1), Taula (9-16-0), Lee (3-15-0), Gangi (2-{-4}-0)

Passing (Comp.-Att.-TD-Int.-Yards): Gangi (24-42-2-1-304)

Receiving (Receptions-Yards-TDs): Doubs (5-78-0), Mannix (4-109-1), Cooks (4-58-1), Moore (4-12-0), Fossum (3-10-0), Taula (2-20-0), O'Leary-Orange (1-14-0), Carter-Wells (1-6-0), Henley (0-{-3}-0)

Interceptions: Baber (2), Sewell (1)

Sacks: Reed (1.0), Green (0.5), Hammond (0.5)

GAME-BY-GAME SUMMARIES

GAME SEVEN

Colorado State

@ Boise State

Oct. 19, 2018

Albertsons Stadium • Boise, Idaho
Att.: 32,299 • TV: ESPN2

BOISE, Idaho (AP) -- Brett Rypien threw for 308 yards and four touchdowns to lead Boise State over Colorado State 56-28.

Boise State, which had to rally from a 35-10 halftime deficit last season against the Rams, flipped the script this time in racing out to a 35-7 halftime lead and never looked back.



GAME EIGHT


Boise State

@ Air Force

Oct. 27, 2018

Falcon Stadium • USAFA, Colo.
Att.: 27,753 • TV: CBS SN

USAFA, Colo. (AP) -- Brett Rypien threw for five TDs and Boise State pulled away late to beat Air Force 48-38. Rypien completed 20 of 34 passes for 399 yards. It was his fifth 300-yard passing game of the season and 20th of his career, most in school history. Hightower finished with eight catches for 182 yards and Sean Modster had 6 receptions for 101 yards for Boise State, which won for the first time in three trips to AF. Alexander Mattison ran 22 times for 136 yards and a TD.



SCORE BY QUARTER	1	2	3	4	F
Nevada	0	7	7	14	28
Boise State	21	14	7	14	56

SCORING SUMMARY

FIRST QUARTER

12:39 BSU Richardson 13-yd pass from Rypien (Hoggarth kick) 6 plays, 75 yards TOP: 2:21
4:15 BSU Richardson 35-yd pass from Rypien (Hoggarth kick) 12 plays, 80 yards TOP: 5:31
0:00 BSU Kaniho 74-yd punt return (Hoggarth kick) 0 plays, 0 yards TOP: 0:00

SECOND QUARTER

10:11 BSU Mattison 3-yd run (Hoggarth kick) 7 plays, 77 yards TOP: 2:44
0:24 BSU Modster 17-yd pass from Rypien (Hoggarth kick) 3 plays, 32 yards TOP: 0:27
0:02 CSU Williams 47-yd pass from Carta-Samuels (Bryan kick) 2 plays, 75 yards TOP: 0:22

THIRD QUARTER

6:13 CSU Jackson 8-yd pass from Carta-Samuels (Bryan kick) 6 plays, 87 yards TOP: 2:13
3:09 BSU Collingham 4-yd run (Hoggarth kick) 7 plays, 53 yards TOP: 3:04

FOURTH QUARTER

11:45 BSU Modster 25-yd pass from Rypien (Hoggarth kick) 5 plays, 41 yards TOP: 2:29
9:01 CSU Jackson 10-yd pass from Hill (Bryan kick) 7 plays, 83 yards TOP: 2:37
8:54 BSU Williams 44-yd kickoff return (Hoggarth kick) 0 plays, 0 yards TOP: 0:00
4:48 CSU Matthews 5-yd run (Byran kick) 11 plays, 75 yards TOP: 4:06

TEAM STATISTICS

	COLORADO STATE	BOISE STATE
First Downs	27	26
Net Yards Rushing	116	150
Net Yards Passing	373	322
Completions-Attempts-Int.	31-44-2	23-27-0
Total Offense (plays-yards)	69-489 (7.1)	64-472 (7.4)
Fumbles: Number-Lost	3-1	1-0
Penalties: Number-Yards	8-65	5-40
Punts-Yards	4-208 (52.0)	2-64 (32.0)
Kickoff returns-Yds-TD	4-59-0 (14.8)	2-63-1 (31.5)
Punt returns-Yards-TD	0-0-0 (0.0)	3-109-1 (36.3)
Interceptions-Yds-TD	0-0-0	2-30-0
Time of Possession	28:42	31:18
Third-Down Conversions	4-of-11	9-of-11
Fourth-Down Conversions	2-of-2	0-of-0
Red-Zone Scores-Chances	3-for-4	4-for-5
Sacks By: Number-Yards	3-15	3-29

INDIVIDUAL STATISTICS

Colorado State

Rushing (Rushes-Yards-TDs): Matthews (12-109-1), Kinsey, Jr. (9-36-0), Carta-Samuels (4-(-29)-0)

Passing (Comp.-Att.-TD-Int.-Yards): Carta-Samuels (19-30-2-2-238), Hill (12-14-1-0-135)

Receiving (Receptions-Yards-TDs): Williams (9-154-1), Jackson (9-105-2), Butler (3-19), Mathews (3-15), Kinsey, Jr. (2-36), Johnson (2-12), McElroy (1-20), McBride (1-11), Hawkins (1-1)

Interceptions: None

Sacks: Campbell (1.0), Hubbard (1.0), Thomas (1.0)

Boise State

Rushing (Rushes-Yards-TDs): Mattison (20-85-1), Thomas (1-29-0), Van Buren (7-24-0), Shakir (1-15-0), Collingham (1-4-1), Henderson (1-(-1)-0), Rypien (6-(-6)-0)

Passing (Comp.-Att.-TD-Int.-Yards): Rypien (22-26-4-0-308), Henderson (1-1-0-14)

Receiving (Receptions-Yards-TDs): Richardson (6-137-2), Thomas (5-60-0), Modster (3-61-2), Blakley (3-15-0), Collingham (2-27-0), Mattison (2-4-0), Butler (1-14-0), Pistone (1-4-0)

Interceptions: Kaniho (1), Williams (1)

Sacks: Weaver (2.5), Hatada (0.5)

SCORE BY QUARTER	1	2	3	4	F
Boise State	14	14	10	10	48
Air Force	7	21	3	7	38

SCORING SUMMARY

FIRST QUARTER

12:52 BSU Hightower 44-yd pass from Rypien (Hoggarth kick) 5 plays, 75 yards TOP: 2:08
9:57 AF Fagan 17-yd run (Koehnke kick) 6 plays, 75 yards TOP: 2:55
5:56 BSU Hightower 18-yd pass from Rypien (Hoggarth kick) 9 plays, 75 yards TOP: 4:01

SECOND QUARTER

14:56 AF Bennett 20-yd pass from Sanders (Koehnke kick) 11 plays, 75 yards TOP: 6:00
11:38 BSU Richardson 21-yd pass from Rypien (Hoggarth kick) 8 plays, 79 yards TOP: 3:13
9:30 AF Sanders 5-yd run (Koehnke kick) 5 plays, 75 yards TOP: 2:08
1:12 AF Smith 32-yd pass from Saucier (Koehnke kick) 4 plays, 60 yards TOP: 1:23
0:05 BSU Thomas 35-yd pass from Rypien (Hoggarth kick) 11 plays, 79 yards TOP: 1:01

THIRD QUARTER

8:22 BSU Hoggarth 30-yd field goal 10 plays, 67 yards TOP: 4:16
6:04 BSU Mattison 1-yd run (Hoggarth kick) 2 plays, 5 yards TOP: 0:39
0:20 AF Koehnke 38-yd field goal 11 plays, 55 yards TOP: 5:44

FOURTH QUARTER

8:22 BSU Hoggarth 47-yd field goal 7 plays, 45 yards TOP: 3:01
5:24 AF Remsburg 5-yd pass from Sanders (Koehnke kick) 13 plays, 75 yards TOP: 6:50
3:21 BSU Hightower 61-yd pass from Rypien (Hoggarth kick) 5 plays, 75 yards TOP: 2:03

TEAM STATISTICS

	BOISE STATE	AIR FORCE
First Downs	26	23
Net Yards Rushing	121	201
Net Yards Passing	409	242
Completions-Attempts-Int.	22-36-0	11-16-0
Total Offense (plays-yards)	69-530 (7.7)	67-443 (6.6)
Fumbles: Number-Lost	1-0	0-0
Penalties: Number-Yards	1-15	4-25
Punts-Yards	1-40 (40.0)	3-145 (48.3)
Kickoff returns-Yds-TD	4-74-0 (18.5)	0-0-0 (0.0)
Punt returns-Yards-TD	2-68-0 (34.0)	0-0-0 (0.0)
Interceptions-Yds-TD	0-0-0	0-0-0
Time of Possession	27:09	32:51
Third-Down Conversions	7-of-12	6-of-13
Fourth-Down Conversions	1-of-2	2-of-3
Red-Zone Scores-Chances	4-for-4	5-for-5
Sacks By: Number-Yards	2-19	2-18

INDIVIDUAL STATISTICS

Boise State

Rushing (Rushes-Yards-TDs): Mattison (22-136-1), Mahone (2-12-0), Shakir (2-4-0), Thomas (1-(-2)-0), Team (3-(-10)-0), Rypien (3-(-19)-0)

Passing (Comp.-Att.-TD-Int.-Yards): Rypien (20-34-5-0-399), Shakir (2-2-0-10)

Receiving (Receptions-Yards-TDs): Hightower (8-182-3), Modster (6-101-0), Thomas (3-53-1), Richardson (2-33-1), Shakir (1-27-0), Mahones (1-10-0), Bates (1-3-0)

Interceptions: None

Sacks: Brazier (1.0), Whimpey (1.0)

Air Force

Rushing (Rushes-Yards-TDs): I. Sanders (28-97-1), Fagan (14-67-1), Remsburg (3-22-0), Birdow (5-17-0), Team (1-(-2)-0)

Passing (Comp.-Att.-TD-Int.-Yards): I. Sanders (10-15-2-0-210), Saucier (1-1-0-32)

Receiving (Receptions-Yards-TDs): Smith (3-57-1), Saucier (2-77-0), Remsburg (2-10-1), Waguespack (1-37-0), Lewis (1-28-0), Bennett (1-20-1), G. Sanders (1-13-0)

Interceptions: None

Sacks: Fifita (1.0), Floyd (1.0)

2018 ROSTERS

NUMERICAL

ALPHABETICAL

NO	NAME	POS	NO.	NAME	POS	HT	WT	CL	EX	HOMETOWN (HS/JC)
1	Octavius Evans	WR	75	Kole Bailey	OL	6-4	292	RS-SO	SQ	Twin Falls, Idaho (Twin Falls HS)
2	Khalil Shakir	WR	85	John Bates	TE	6-6	246	RS-SO	1L	Lebanon, Ore. (Lebanon HS)
3	Brandon Hawkins	SLB	94	Blake Biby	LS	5-9	190	SO	TR	Rancho Cucamonga, Calif. (Ontario Christian HS/Incarnate Word)
3	Riley Smith	QB	86	Chase Blakley	TE	6-4	239	RS-SR	1L	Coeur d'Alene, Idaho (Coeur d'Alene HS)
4	DeAndre Pierce	S	27	Billy Bowers	WR	6-1	183	FR	HS	Redlands, Calif. (Redlands East Valley HS)
4	Brett Rypien	QB	81	Akilian Butler	WR	5-10	192	RS-JR	2L	Dallas, Texas (West Mesquite HS)
5	Garrett Collingham	TE	42	Daniel Cantrell	TE	6-0	225	RS-FR	RS	Boise, Idaho (Bishop Kelly HS)
5	Evan Tyler	S	76	Ezra Cleveland	OL	6-6	309	RS-SO	1L	Spanaway, Wash. (Bethel HS)
6	CT Thomas	WR	82	Stefan Cobbs	WR	6-0	177	FR	HS	Keller, Texas (Fossil Ridge HS)
7	Ezekiel Noa	WLB	83	Damon Cole	WR	6-0	175	RS-FR	RS	Richmond, Calif. (El Cerrito HS)
7	A.J. Richardson	WR	5	Garrett Collingham	TE	6-4	229	RS-JR	2L	Meridian, Idaho (Mountain View HS)
8	Jabril Frazier	STUD	10	Chase Cord	QB	6-2	206	RS-FR	RS	Peoria, Ariz. (Sunrise Mountain HS)
8	Sean Modster	WR	73	Nick Crabtree	OL	6-7	290	RS-SO	SQ	Huntington Beach, Calif. (Huntington Beach HS)
9	Jaylon Henderson	QB	74	Garrett Curran	OL	6-5	293	FR	HS	El Cajon, Calif. (Granite Hills HS)
9	Desmond Williams	SLB	87	Kaden DeLuna	TE	6-5	225	FR	HS	McCall, Idaho (McCall-Donnelly HS)
10	Chase Cord	QB	48	Bruno DeRose	WLB	5-11	223	RS-SO	1L	Pueblo, Colo. (Pueblo East HS)
10	Kekoa Nawahine	S	69	Austin Dixon	OL	6-6	289	RS-SO	SQ	Tempe, Ariz. (Corona del Sol HS)
13	Marques Evans	CB	35	Kukea Emmsley	DE	6-5	229	FR	HS	Kapolei, Hawaii (Kapolei HS)
14	Tyler Horton	CB	13	Marques Evans	CB	5-11	177	RS-FR	RS	Pasadena, Calif. (Newbury Park HS)
15	Maclaine Griffin	WR	1	Octavius Evans	WR	6-1	199	SO	1L	Center, Texas (Center HS)
15	Jalen Walker	CB	57	Emmanuel Fesili	NT	6-2	319	JR	1L	Long Beach, Calif. (Long Beach Poly HS)
16	John Hightower	WR	8	Jabril Frazier	STUD	6-4	238	RS-SR	3L	Los Angeles, Calif. (Verbum Dei HS)
17	Zach Matlock	QB	97	Keeghan Freeborn	NT	6-1	307	FR	HS	Meridian, Idaho (Rocky Mountain HS)
17	Phillip Mills	WLB	15	Maclaine Griffin	WR	6-2	191	FR	HS	Westlake Village, Calif. (Chaminade Prep)
19	Aisa Kelemete	DE	60	Isaiah Grover	DE	6-4	228	FR	HS	San Juan Capistrano, Calif. (San Juan Hills HS)
20	Roman Kafentzis	SLB	32	Jordan Happle	S	5-11	199	RS-SO	1L	Portland, Ore. (Jesusit HS)
21	Tyreqe Jones	S	71	Donte Harrington	OL	6-2	306	RS-SO	SQ	San Clemente, Calif. (San Clemente HS)
21	Andrew Van Buren	RB	93	Chase Hatada	DE	6-3	253	JR	2L	Rocklin, Calif. (Rocklin HS)
22	Tyric LeBeauf	CB	3	Brandon Hawkins	SLB	6-2	209	FR	HS	Georgetown, Texas (Georgetown HS)
22	Alexander Mattison	RB	41	Will Heffner	SLB	6-2	225	RS-JR	1L	Boise, Idaho (Bishop Kelly HS)
23	Damion Wright	S	9	Jaylon Henderson	QB	6-1	211	RS-JR	TR	Kingwood, Texas (Park HS/UTSA/Trinity Valley CC)
24	Ryan Swanson	S	49	Dylan Herberg	STUD	6-2	207	FR	HS	Boise, Idaho (Timberline HS)
25	Benton Wickersham	MLB	16	John Hightower	WR	6-2	183	JR	TR	Landover, Md. (Riverdale Baptist HS/Hinds CC)
26	Avery Williams	CB	96	Haden Hoggarth	K	6-0	195	RS-SR	1L	Ormond Beach, Fla. (Seabreeze HS / Bethune-Cookman)
27	Billy Bowers	WR	72	Dallas Holliday	OL	6-3	291	FR	HS	Sherman Oaks, Calif. (Oaks Christian HS)
28	Kekaula Kaniho	SLB	55	Kekaniokoa Holomalia-Gonzalez	OL	6-2	284	FR	HS	Santa Ana, Calif. (Mater Dei HS)
29	Chris Mitchell	CB	88	Tyneil Hopper	TE	6-2	226	FR	HS	Roswell, Ga. (Roswell HS)
30	Rob Lewis	CB	14	Tyler Horton	CB	5-11	190	SR	3L	Fresno, Calif. (Edison HS)
31	Skyler Seibold	RB	90	Scale Igiehon	NT	6-2	300	FR	HS	Del Valle, Texas (Del Valle HS)
31	KJ Walker	S	56	Joseph Inda	MLB	6-0	231	RS-SR	SQ	Anaheim, Calif. (Katella HS/Golden West College)
32	Jordan Happle	S	21	Tyreqe Jones	S	6-2	197	RS-FR	RS	San Bernardino, Calif. (San Geronio HS)
32	Spencer Keene	RB	20	Roman Kafentzis	SLB	6-1	216	RS-FR	RS	Rancho Santa Margarita, Calif. (Mater Dei HS)
33	Tony Lashley	MLB	28	Kekaula Kaniho	SLB	5-10	183	SO	1L	Kahuku, Hawaii (Kahuku HS)
34	Robert Mahone	RB	32	Spencer Keene	RB	5-11	228	FR	HS	Emmett, Idaho (Emmett HS)
35	Kukea Emmsley	DE	19	Aisa Kelemete	DE	6-4	234	RS-FR	RS	Pocatello, Idaho (Highland HS)
36	Blake Whitlock	WLB	67	Garrett Larson	OL	6-4	298	RS-JR	1L	Fruitland, Idaho (Fruitland HS)
37	Danny Smith	RB	33	Tony Lashley	MLB	6-1	233	RS-SR	TR	Kansas City, Mo. (Rockhurst HS/Idaho)
38	Demetri Washington	STUD	22	Tyric LeBeauf	CB	6-2	179	FR	HS	Long Beach, Calif. (Long Beach Poly HS)
39	Jake Shaddox	RB	30	Rob Lewis	CB	5-10	176	RS-SO	SQ	Los Angeles, Calif. (Hawkins HS)
40	Jabari Watson	DT	51	Dalton Lins	OL	6-1	282	FR	HS	Lahaina, Hawaii (Lahainaluna HS)
41	Will Heffner	SLB	54	Matt Locher	DT	6-2	269	RS-JR	1L	Los Alamitos, Calif. (Los Alamitos HS)
42	Daniel Cantrell	TE	98	Sonatane Lui	NT	6-1	305	JR	2L	Sandy, Utah (Alta HS)
42	Mujeeb Rufai	S	58	Tyson Maeve	MLB	6-0	230	JR	2L	San Diego, Calif. (Cathedral Catholic HS)
43	Joe Provenzano	MLB	34	Robert Mahone	RB	5-10	204	RS-SO	1L	Prosper, Texas (Prosper HS)
44	Riley Whimpey	WLB	62	Scott Matlock	DT	6-4	281	FR	HS	Homedale, Idaho (Homedale HS)
45	Kayode Rufai	DE	17	Zach Matlock	QB	6-0	193	FR	HS	Las Vegas, Nev. (Las Vegas HS)
46	Cody Shoemaker	TE	22	Alexander Mattison	RB	5-11	211	JR	2L	San Bernardino, Calif. (San Bernardino HS)
46	Joel Velazquez	K/P	80	Max Meyers	K	6-0	180	FR	HS	Anaheim, Calif. (Canyon HS)
47	Matt Pistone	TE	91	Durrant Mills	DE	6-5	261	SR	3L	South Jordan, Utah (Bingham HS)
48	Bruno DeRose	WLB	17	Phillip Mills	WLB	6-2	225	FR	HS	Menifee, Calif. (Paloma Valley HS)
49	Dylan Herberg	STUD	29	Chris Mitchell	CB	6-0	195	FR	HS	Mission Viejo, Calif. (Mission Viejo, Calif.)
49	Quinn Skillin	P	55	David Moa	DT	6-3	275	RS-SR	3L	San Diego, Calif. (Kearny HS)
50	Nicholai Pitman	LS	8	Sean Modster	WR	5-11	189	RS-SR	3L	Mission Viejo, Calif. (Mission Viejo HS)

2018 ROSTERS

ALPHABETICAL

NO	NAME	POS	HT	WT	CL	EX	HOMETOWN (HS/JC)
77	John Molchon	OL	6-5	310	RS-JR	2L	Las Vegas, Nev. (Faith Lutheran HS)
66	Isiah Moore	OL	6-4	292	RS-JR	RS	Tiffin, Ohio (Columbian HS/Mesa CC)
10	Kekoa Nawahine	S	6-2	207	JR	2L	Meridian, Idaho (Rocky Mountain HS)
7	Ezekiel Noa	WLB	5-11	243	RS-FR	RS	Spring Valley, Calif. (Helix HS)
70	John Ojukwu	OL	6-6	297	RS-FR	RS	Boise, Idaho (Boise HS)
4	DeAndre Pierce	S	5-11	175	JR	2L	Long Beach, Calif. (Long Beach Poly HS)
47	Matt Pistone	TE	6-3	244	RS-JR	1L	Yuma, Ariz. (Yuma Catholic HS)
50	Nicholai Pitman	LS	5-11	229	JR	1L	Boise, Idaho (Timberline HS)
78	Andres Preciado	OL	6-6	295	RS-SR	3L	Imperial Beach, Calif. (Mar Vista HS)
43	Joe Provenzano	MLB	5-11	224	RS-SR	SQ	Glendora, Calif. (Damien HS)
95	Nick Provenzano	WLB	5-11	216	RS-SO	SQ	Glendora, Calif. (Damien HS)
79	Eric Quevedo	OL	6-4	295	RS-JR	1L	West Covina, Calif. (West Covina HS)
84	Cole Ramseyer	TE	6-4	222	FR	HS	Couer d'Alene, Idaho (Couer d'Alene HS)
7	A.J. Richardson	WR	6-0	212	RS-SR	3L	Lomita, Calif. (Narbonne HS)
89	Connor Riddle	WR	6-1	197	FR	HS	Boise, Idaho (Timberline HS)
45	Kayode Rufai	DE	6-4	255	RS-SO	1L	Portland, Ore. (Lincoln HS)
42	Mujeeb Rufai	S	6-0	198	FR	HS	Portland, Ore. (Madison HS)
4	Brett Rypien	QB	6-2	202	SR	3L	Spokane, Wash. (Shadle Park HS)
52	DJ Schramm	MLB	6-0	232	FR	HS	Fresno, Calif. (Clovis West HS)
31	Skyler Seibold	RB	6-1	207	RS-SR	2L	Temecula, Calif. (Chaparral HS)
92	Paul Semons	DT	6-3	269	RS-SR	1L	Eagle, Idaho (Eagle HS)
39	Jake Shaddox	RB	5-11	215	RS-JR	SQ	Redding, Calif. (Foothill HS/Azusa Pacific)
2	Khalil Shakir	WR	6-0	186	FR	HS	Murrieta, Calif. (Vista Murrieta HS)
46	Cody Shoemaker	TE	6-1	230	RS-JR	SQ	Santa Clarita, Calif. (Hart HS/College of the Canyons/Glendale CC)
49	Quinn Skillin	P	6-4	189	RS-SR	1L	San Diego, Calif. (University City HS/Wagner College)
37	Danny Smith	RB	6-0	211	FR	HS	Oxnard, Calif. (Oxnard HS)
3	Riley Smith	QB	6-4	206	FR	HS	St. Augustine, Fla. (Bartram Trail HS)
68	Jake Stetz	OL	6-2	296	RS-FR	RS	San Marcos, Calif. (Mission Hills HS)
24	Ryan Swanson	S	6-0	190	RS-FR	TR	Eagle, Idaho (Eage HS/Portland State)
6	CT Thomas	WR	5-8	171	SO	1L	Lancaster, Texas (Lancaster HS)
65	Zachary Troughton	OL	6-6	322	SR	SQ	Maxwell, Calif. (Maxwell HS/Butte CC)
5	Evan Tyler	S	6-2	191	RS-JR	1L	Corona, Calif. (Eleanor Roosevelt HS)
63	Keegan Ulrich	OL	6-4	249	FR	HS	Enumclaw, Wash. (Enumclaw HS)
21	Andrew Van Buren	RB	6-0	227	FR	HS	West Hills, Calif. (Chaminade Prep)
46	Joel Velazquez	K/P	6-0	224	RS-SO	1L	Mission Viejo, Calif. (Trabuco Hills HS)
64	Ben Vering	OL	6-4	265	RS-SO	SQ	Boise, Idaho (Capital HS)
15	Jalen Walker	CB	6-0	174	RS-SO	1L	Lawndale, Calif. (Lawndale HS)
31	KJ Walker	S	6-0	171	JR	TR	Long Beach, Calif. (Orange Lutheran HS/Orange Coast College)
38	Demitri Washington	STUD	6-3	254	FR	HS	Solana Beach, Calif. (Santa Fe Christian HS)
40	Jabari Watson	DT	6-1	253	RS-SO	SQ	Rancho Cucamonga, Calif. (Summit HS)
99	Curtis Weaver	STUD	6-3	266	RS-SO	1L	Long Beach, Calif. (St. Anthony HS)
44	Riley Whimpey	WLB	6-1	218	SO	1L	San Clemente, Calif. (San Clemente HS)
36	Blake Whitlock	WLB	6-1	214	RS-SR	1L	Reno, Nev. (Galena HS/Saddleback College)
53	Sam Whitney	STUD	6-2	233	RS-JR	1L	Folsom, Calif. (Folsom HS)
25	Benton Wickersham	MLB	6-2	230	SO	1L	Elko, Nev. (Elko HS)
26	Avery Williams	CB	5-9	197	RS-SO	1L	San Juan Capistrano, Calif. (JSerra Catholic HS)
9	Desmond Williams	SLB	5-11	200	RS-SO	1L	Corona, Calif. (Centennial HS)

NUMERICAL

NO	NAME	POS
51	Dalton Lins	OL
52	DJ Schramm	MLB
53	Sam Whitney	STUD
54	Matt Locher	DT
55	Kekaniokoa Holomalia-Gonzalez	OL
55	David Moa	DT
56	Joseph Inda	MLB
57	Emmanuel Fesili	NT
58	Tyson Maeva	MLB
60	Isaiah Grover	DE
62	Scott Matlock	DT
63	Keegan Ulrich	OL
64	Ben Vering	OL
65	Zachary Troughton	OL
66	Isiah Moore	OL
67	Garrett Larson	OL
68	Jake Stetz	OL
69	Austin Dixon	OL
70	John Ojukwu	OL
71	Donte Harrington	OL
72	Dallas Holliday	OL
73	Nick Crabtree	OL
74	Garrett Curran	OL
75	Kole Bailey	OL
76	Ezra Cleveland	OL
77	John Molchon	OL
78	Andres Preciado	OL
79	Eric Quevedo	OL
80	Max Meyers	K
81	Akilian Butler	WR
82	Stefan Cobbs	WR
83	Damon Cole	WR
84	Cole Ramseyer	TE
85	John Bates	TE
86	Chase Blakley	TE
87	Kaden DeLuna	TE
88	Tyneil Hopper	TE
89	Connor Riddle	WR
90	Scale Igiehon	NT
91	Durrant Miles	DE
92	Paul Semons	DT
93	Chase Hatada	DE
94	Blake Biby	LS
95	Nick Provenzano	WLB
96	Haden Hoggarth	K
97	Keeghan Freeborn	NT
98	Sonatane Lui	NT

PRONUNCIATION GUIDE

Chase Blakley BLAKE-lee
 Akilian Butler uh-KILL-yun
 Ezra Cleveland EZZ-ruh
 Stefan Cobbs stef-ON
 Kukea Emmsley koo-KAY-uh
 Marques Evans Marcus
 Emmanuel Fesili feh-SILL-ee
 Jabril Frazier juh-BRILL
 Chase Hatada huh-TAH-duh
 Haden Hoggarth HAY-den / HO-garth
 Kekaniokoa Holomalia-Gonzalez
 kay-kah-nee-uh-KO-uh /
 ho-lo-muh-LEE-uh
 Tyneil Hopper ty-NEEL
 Scale Igiehon ee-GAY-hon

Roman Kafentzis kuh-FENCE-iss
 Kekaula Kaniho kay-COW-luh /
 kuh-NEE-ho
 Aisa Kelemete ICE-uh /
 kell-uh-MET-ay
 Tyric LeBeauf ty-REEK / luh-BUFF
 Matt Locher LOCK-er
 Sonatane Lui so-nuh-TAH-nay / LOO-ee
 Tyson Maeva my-AY-vuh
 Robert Mahone muh-HONE
 David Moa MO-uh
 John Molchon MOLE-chon
 Isiah Moore eye-ZAY-uh
 Kekoa Nawahine kay-KO-uh /
 nah-wuh-HEE-nay

Ezekiel Noa ee-ZEE-keel / NO-uh
 John Ojukwu oh-JOO-koo
 Matt Pistone pis-TONE-ee
 Andres Preciado press-ee-AH-doe
 Eric Quevedo kay-VAY-doe
 Cole Ramseyer RAM-say-uhr
 Kayode Rufai KY-oh-day / roo-fye
 Brett Rypien RIP-in
 Skylar Seibold SEE-bold
 Jake Shaddox SHAD-uks
 Khalil Shakir kuh-LEEL / shah-KEER
 Zachary Troughton TRO-tun

The Automated ScoreBook

Boise State Combined Team Statistics (as of Oct 28, 2018)

All games

Date	Opponent	Score	Att.
Sep. 1, 2018	at Troy	W 56-20	29612
Sep 08, 2018	UCONN	W 62-7	34515
Sep 15, 2018	at #24 Oklahoma State	L 21-44	54974
* Sep 29, 2018	at Wyoming Cowboys	W 34-14	22271
* Oct 06, 2018	SAN DIEGO STATE	L 13-19	36679
* Oct 13, 2018	at Nevada	W 31-27	21431
* Oct 19, 2018	COLORADO STATE	W 56-28	32299
* Oct 27, 2018	at Air Force	W 48-38	27753

Record:	Overall	Home	Away	Neutral
All games	6-2	2-1	4-1	0-0
Conference	4-1	1-1	3-0	0-0
Non-Conference	2-1	1-0	1-1	0-0

Team Statistics	BSU	OPP
FIRST DOWNS	198	142
Rushing	71	59
Passing	117	72
Penalty	10	11
RUSHING YARDAGE	1235	1056
Rushing Attempts	297	275
Average Per Rush	4.2	3.8
Average Per Game	154.4	132.0
TDs Rushing	14	12
PASSING YARDAGE	2656	1818
Comp-Att-Int	208-305-6	140-225-5
Average Per Pass	8.7	8.1
Average Per Catch	12.8	13.0
Average Per Game	332.0	227.2
TDs Passing	24	12
TOTAL OFFENSE	3891	2874
Average Per Play	6.5	5.7
Average Per Game	486.4	359.2
KICK RETURNS: #-Yards	17-379	17-363
PUNT RETURNS: #-Yards	23-255	6-32
INT RETURNS: #-Yards	5-136	6-80
FUMBLES-LOST	13-3	13-9
PENALTIES-Yards	46-424	43-313
PUNTS-AVG	28-35.3	42-43.0
TIME OF POSSESSION/Game	32:02	27:22
3RD-DOWN Conversions	70/126	34/104
4TH-DOWN Conversions	9/14	9/15

Rushing	gp	att	gain	loss	net	avg	td	lg	avg/g
MATTISON, Alex	8	150	677	40	637	4.2	8	35	79.6
HIGHTOWER, J.	8	8	163	0	163	20.4	2	88	20.4
VAN BUREN, A.	7	26	134	2	132	5.1	1	23	18.9
CORD, Chase	4	8	109	0	109	13.6	1	44	27.2
MAHONE, Robert	8	20	90	3	87	4.3	0	12	10.9
SHAKIR, Khalil	8	11	76	11	65	5.9	1	28	8.1
SEIBOLD, Skyler	8	7	36	1	35	5.0	0	10	4.4
HENDERSON, J.	2	5	30	1	29	5.8	0	14	14.5
THOMAS, CT	8	2	29	2	27	13.5	0	29	3.4
COLLINGHAM, G.	7	1	4	0	4	4.0	1	4	0.6
Total	8	297	1456	221	1235	4.2	14	88	154.4
Opponents	8	275	1332	276	1056	3.8	12	75	132.0

Passing	gp	effic	comp-att-int	pct	yds	td	lg	avg/g
RYPIEN, Brett	8	163.95	199-293-5	67.9	2565	23	74	320.6
CORD, Chase	4	143.64	6-9-1	66.7	67	1	24	16.8
SHAKIR, Khalil	8	142.00	2-2-0	100.0	10	0	8	1.2
HENDERSON, J.	2	217.60	1-1-0	100.0	14	0	14	7.0
Total	8	163.38	208-305-6	68.2	2656	24	74	332.0
Opponents	8	143.25	140-225-5	62.2	1818	12	72	227.2

Receiving	gp	no.	yds	avg	td	lg	avg/g
MODSTER, Sean	8	43	642	14.9	4	54	80.2
RICHARDSON, AJ	8	35	600	17.1	7	74	75.0
HIGHTOWER, J.	8	29	488	16.8	6	67	61.0
THOMAS, CT	8	28	356	12.7	3	53	44.5
BUTLER, Akilian	8	19	153	8.1	2	24	19.1
MATTISON, Alex	8	13	66	5.1	0	13	8.2
BLAKLEY, Chase	8	11	49	4.5	1	12	6.1
SHAKIR, Khalil	8	9	96	10.7	0	27	12.0
MAHONE, Robert	8	7	54	7.7	0	10	6.8
BATES, John	8	6	76	12.7	1	24	9.5
COLLINGHAM, G.	7	4	57	14.2	0	26	8.1
EVANS, Octavius	5	2	12	6.0	0	11	2.4
PISTONE, Matt	8	1	4	4.0	0	4	0.5
SEIBOLD, Skyler	8	1	3	3.0	0	3	0.4
Total	8	208	2656	12.8	24	74	332.0
Opponents	8	140	1818	13.0	12	72	227.2

Field Goals	fg	pct.	01-19	20-29	30-39	40-49	50-99	lg	blk
HOGGARTH, Haden	7-10	70.0	0-0	1-2	4-5	2-3	0-0	47	0

Scoring	td	fg	PAT			dxp	saf	pts
			kick	rush	rcv			
HOGGARTH, Haden	-	7-10	41-41	-	-	-	-	62
HIGHTOWER, J.	8	-	-	-	-	-	-	48
MATTISON, Alex	8	-	-	-	-	-	-	48
RICHARDSON, AJ	7	-	-	-	-	-	-	42
MODSTER, Sean	4	-	-	-	-	-	-	24
HORTON, Tyler	3	-	-	-	-	-	-	18
THOMAS, CT	3	-	-	-	-	-	-	18
BUTLER, Akilian	2	-	-	-	-	-	-	12
VAN BUREN, A.	1	-	-	-	-	-	-	6
SHAKIR, Khalil	1	-	-	-	-	-	-	6
BATES, John	1	-	-	-	-	-	-	6
COLLINGHAM, G.	1	-	-	-	-	-	-	6
KANIHO, Kekaula	1	-	-	-	-	-	-	6
WILLIAMS, Avery	1	-	-	-	-	-	-	6
CORD, Chase	1	-	-	-	-	-	-	6
Total	43	7-10	42-43	-	-	-	-	321
Opponents	25	8-10	23-23	-	-	0-2	-	197

Score by Quarters	1st	2nd	3rd	4th	OT	Total
Boise State	94	100	69	58	0	321
Opponents	27	62	58	50	0	197

Interceptions	no.	yds	avg	td	lg
WILLIAMS, Avery	2	31	15.5	0	24
HORTON, Tyler	1	99	99.0	1	99
LASHLEY, Tony	1	0	0.0	0	0
KANIHO, Kekaula	1	6	6.0	0	6

Punting	no.	yds	avg	lg	tb	fc	i20	50+	blk
SKILLIN, Quinn	24	919	38.3	56	3	8	11	2	1
VELAZQUEZ, Joel	2	70	35.0	37	0	1	0	0	1
TEAM	2	0	0.0	0	0	0	0	0	0

Punt Returns	no.	yds	avg	td	lg
SHAKIR, Khalil	11	58	5.3	0	22
WILLIAMS, Avery	10	121	12.1	0	67
TEAM	1	0	0.0	0	0
HIGHTOWER, J.	1	2	2.0	0	0
KANIHO, Kekaula	0	74	0.0	1	74
Total	23	255	11.1	1	74
Opponents	6	32	5.3	1	13

Kick Returns	no.	yds	avg	td	lg
HIGHTOWER, J.	8	176	22.0	0	31
MATTISON, Alex	4	87	21.8	0	25
BUTLER, Akilian	3	53	17.7	0	20
WILLIAMS, Avery	1	44	44.0	1	44
BLAKLEY, Chase	1	19	19.0	0	19
Total	17	379	22.3	1	44
Opponents	17	363	21.4	0	32

All Purpose	g	rush	rcv	pr	kr	ir	total	avg/g
HIGHTOWER, J.	8	163	488	2	176	0	829	103.6
MATTISON, Alex	8	637	66	0	87	0	790	98.8
MODSTER, Sea	8	0	642	0	0	0	642	80.2
RICHARDSON,	8	0	600	0	0	0	600	75.0
THOMAS, CT	8	27	356	0	0	0	383	47.9
Total	8	1235	2656	255	379	136	4661	582.6
Opponents	8	1056	1818	32	363	80	3349	418.6

Total Offense	g	plays	rush	pass	total	avg/g
RYPIEN, Brett	8	340	-21	2565	2544	318.0
MATTISON, Alex	8	150	637	0	637	79.6
CORD, Chase	4	17	109	67	176	44.0
HIGHTOWER, J.	8	8	163	0	163	20.4
VAN BUREN, A.	7	26	132	0	132	18.9
Total	8	602	1235	2656	3891	486.4
Opponents	8	500	1056	1818	2874	359.2

The Automated ScoreBook
Boise State Overall Team Statistics (as of Oct 28, 2018)
All games

Team Statistics	BSU	OPP
SCORING	321	197
Points Per Game	40.1	24.6
Points Off Turnovers	63	31
FIRST DOWNS	198	142
Rushing	71	59
Passing	117	72
Penalty	10	11
RUSHING YARDAGE	1235	1056
Yards gained rushing	1456	1332
Yards lost rushing	221	276
Rushing Attempts	297	275
Average Per Rush	4.2	3.8
Average Per Game	154.4	132.0
TDs Rushing	14	12
PASSING YARDAGE	2656	1818
Comp-Att-Int	208-305-6	140-225-5
Average Per Pass	8.7	8.1
Average Per Catch	12.8	13.0
Average Per Game	332.0	227.2
TDs Passing	24	12
TOTAL OFFENSE	3891	2874
Total Plays	602	500
Average Per Play	6.5	5.7
Average Per Game	486.4	359.2
KICK RETURNS: #-Yards	17-379	17-363
PUNT RETURNS: #-Yards	23-255	6-32
INT RETURNS: #-Yards	5-136	6-80
KICK RETURN AVERAGE	22.3	21.4
PUNT RETURN AVERAGE	11.1	5.3
INT RETURN AVERAGE	27.2	13.3
FUMBLES-LOST	13-3	13-9
PENALTIES-Yards	46-424	43-313
Average Per Game	53.0	39.1
PUNTS-Yards	28-989	42-1808
Average Per Punt	35.3	43.0
Net punt average	32.0	36.0
KICKOFFS-Yards	57-3602	39-2412
Average Per Kick	63.2	61.8
Net kick average	40.6	39.9
TIME OF POSSESSION/Game	32:02	27:22
3RD-DOWN Conversions	70/126	34/104
3rd-Down Pct	56%	33%
4TH-DOWN Conversions	9/14	9/15
4th-Down Pct	64%	60%
SACKS BY-Yards	24-195	21-128
MISC YARDS	0	0
TOUCHDOWNS SCORED	43	25
FIELD GOALS-ATTEMPTS	7-10	8-10
ON-SIDE KICKS	0-0	0-2
RED-ZONE SCORES	(23-27) 85%	(21-24) 88%
RED-ZONE TOUCHDOWNS	(17-27) 63%	(14-24) 58%
PAT-ATTEMPTS	(42-43) 98%	(23-23) 100%
ATTENDANCE	103493	156041
Games/Avg Per Game	3/34498	5/31208
Neutral Site Games		0/0

Score by Quarters	1st	2nd	3rd	4th	OT	Total
Boise State	94	100	69	58	0	321
Opponents	27	62	58	50	0	197

The Automated ScoreBook
Boise State Overall Individual Statistics (as of Oct 28, 2018)
All games

Rushing	gp	att	gain	loss	net	avg	td	lg	avg/g
MATTISON, Alex	8	150	677	40	637	4.2	8	35	79.6
HIGHTOWER, J.	8	8	163	0	163	20.4	2	88	20.4
VAN BUREN, A.	7	26	134	2	132	5.1	1	23	18.9
CORD, Chase	4	8	109	0	109	13.6	1	44	27.2
MAHONE, Robert	8	20	90	3	87	4.3	0	12	10.9
SHAKIR, Khalil	8	11	76	11	65	5.9	1	28	8.1
SEIBOLD, Skyler	8	7	36	1	35	5.0	0	10	4.4
HENDERSON, J.	2	5	30	1	29	5.8	0	14	14.5
THOMAS, CT	8	2	29	2	27	13.5	0	29	3.4
COLLINGHAM, G.	7	1	4	0	4	4.0	1	4	0.6
KAFENTZIS, R.	5	1	0	0	0	0.0	0	0	0.0
RYPIEN, Brett	8	47	108	129	-21	-0.4	0	15	-2.6
TEAM	7	11	0	32	-32	-2.9	0	0	-4.6
Total	8	297	1456	221	1235	4.2	14	88	154.4
Opponents	8	275	1332	276	1056	3.8	12	75	132.0

Passing	gp	effic	comp-att-int	pct	yds	td	lg	avg/g
RYPIEN, Brett	8	163.95	199-293-5	67.9	2565	23	74	320.6
CORD, Chase	4	143.64	6-9-1	66.7	67	1	24	16.8
SHAKIR, Khalil	8	142.00	2-2-0	100.0	10	0	8	1.2
HENDERSON, J.	2	217.60	1-1-0	100.0	14	0	14	7.0
Total	8	163.38	208-305-6	68.2	2656	24	74	332.0
Opponents	8	143.25	140-225-5	62.2	1818	12	72	227.2

Receiving	gp	no.	yds	avg	td	lg	avg/g
MODSTER, Sean	8	43	642	14.9	4	54	80.2
RICHARDSON, AJ	8	35	600	17.1	7	74	75.0
HIGHTOWER, J.	8	29	488	16.8	6	67	61.0
THOMAS, CT	8	28	356	12.7	3	53	44.5
BUTLER, Akilian	8	19	153	8.1	2	24	19.1
MATTISON, Alex	8	13	66	5.1	0	13	8.2
BLAKLEY, Chase	8	11	49	4.5	1	12	6.1
SHAKIR, Khalil	8	9	96	10.7	0	27	12.0
MAHONE, Robert	8	7	54	7.7	0	10	6.8
BATES, John	8	6	76	12.7	1	24	9.5
COLLINGHAM, G.	7	4	57	14.2	0	26	8.1
EVANS, Octavius	5	2	12	6.0	0	11	2.4
PISTONE, Matt	8	1	4	4.0	0	4	0.5
SEIBOLD, Skyler	8	1	3	3.0	0	3	0.4
Total	8	208	2656	12.8	24	74	332.0
Opponents	8	140	1818	13.0	12	72	227.2

Punt Returns	no.	yds	avg	td	lg
SHAKIR, Khalil	11	58	5.3	0	22
WILLIAMS, Avery	10	121	12.1	0	67
HIGHTOWER, J.	1	2	2.0	0	0
TEAM	1	0	0.0	0	0
KANIHO, Kekaula	0	74	0.0	1	74
Total	23	255	11.1	1	74
Opponents	6	32	5.3	1	13

Interceptions	no.	yds	avg	td	lg
WILLIAMS, Avery	2	31	15.5	0	24
HORTON, Tyler	1	99	99.0	1	99
KANIHO, Kekaula	1	6	6.0	0	6
LASHLEY, Tony	1	0	0.0	0	0
Total	5	136	27.2	1	99
Opponents	6	80	13.3	0	35

Kick Returns	no.	yds	avg	td	lg
HIGHTOWER, J.	8	176	22.0	0	31
MATTISON, Alex	4	87	21.8	0	25
BUTLER, Akilian	3	53	17.7	0	20
WILLIAMS, Avery	1	44	44.0	1	44
BLAKLEY, Chase	1	19	19.0	0	19
Total	17	379	22.3	1	44
Opponents	17	363	21.4	0	32

Fumble Returns	no.	yds	avg	td	lg
HORTON, Tyler	3	76	25.3	2	55
LUI, Sonatane	1	5	5.0	0	5
Total	4	81	20.2	2	55
Opponents	1	14	14.0	0	14

The Automated ScoreBook
Boise State Overall Individual Statistics (as of Oct 28, 2018)
All games

Scoring	td	fg	PAT				dpx	saf	pts
			kick	rush	rcv	pass			
HOGGARTH, Haden	-	7-10	41-41	-	-	-	-	62	
HIGHTOWER, J.	8	-	-	-	-	-	-	48	
MATTISON, Alex	8	-	-	-	-	-	-	48	
RICHARDSON, AJ	7	-	-	-	-	-	-	42	
MODSTER, Sean	4	-	-	-	-	-	-	24	
THOMAS, CT	3	-	-	-	-	-	-	18	
HORTON, Tyler	3	-	-	-	-	-	-	18	
BUTLER, Akilian	2	-	-	-	-	-	-	12	
VAN BUREN, A.	1	-	-	-	-	-	-	6	
CORD, Chase	1	-	-	-	-	-	-	6	
KANIHO, Kekaula	1	-	-	-	-	-	-	6	
COLLINGHAM, G.	1	-	-	-	-	-	-	6	
WILLIAMS, Avery	1	-	-	-	-	-	-	6	
SHAKIR, Khalil	1	-	-	-	-	-	-	6	
BATES, John	1	-	-	-	-	-	-	6	
BLAKLEY, Chase	1	-	-	-	-	-	-	6	
VELAZQUEZ, Joel	-	-	1-2	-	-	-	-	1	
Total	43	7-10	42-43	-	-	-	-	321	
Opponents	25	8-10	23-23	-	-	0-2	-	197	

Total Offense	g	plays	rush	pass	total	avg/g
RYPIEN, Brett	8	340	-21	2565	2544	318.0
MATTISON, Alex	8	150	637	0	637	79.6
CORD, Chase	4	17	109	67	176	44.0
HIGHTOWER, J.	8	8	163	0	163	20.4
VAN BUREN, A.	7	26	132	0	132	18.9
MAHONE, Robert	8	20	87	0	87	10.9
SHAKIR, Khalil	8	13	65	10	75	9.4
HENDERSON, J.	2	6	29	14	43	21.5
SEIBOLD, Skyler	8	7	35	0	35	4.4
THOMAS, CT	8	2	27	0	27	3.4
COLLINGHAM, G.	7	1	4	0	4	0.6
TEAM	7	11	-32	0	-32	-4.6
Total	8	602	1235	2656	3891	486.4
Opponents	8	500	1056	1818	2874	359.2

Field Goals	fg	pct.	01-19	20-29	30-39	40-49	50-99	lg	blk
HOGGARTH, Haden	7-10	70.0	0-0	1-2	4-5	2-3	0-0	47	0

FG Sequence	Boise State	Opponents
Troy	44	32
UCONN	(28),(44)	-
Oklahoma State	26	(22),(48),(23)
Wyoming Cowboys	38,(30),(33)	-
San Diego State	-	(36),(41)
Nevada	(31)	(35),49,(28)
Colorado State	-	-
Air Force	(30),(47)	(38)

Punting	no.	yds	avg	lg	tb	fc	i20	50+	blk
SKILLIN, Quinn	24	919	38.3	56	3	8	11	2	1
VELAZQUEZ, Joel	2	70	35.0	37	0	1	0	0	1
TEAM	2	0	0.0	0	0	0	0	0	0
Total	28	989	35.3	56	3	9	11	2	2
Opponents	42	1808	43.0	59	2	5	11	12	1

Kickoffs	no.	yds	avg	tb	ob	retn	net	ydln
VELAZQUEZ, Joel	35	2261	64.6	23	1			
SKILLIN, Quinn	17	1065	62.6	12	0			
HOGGARTH, Haden	5	276	55.2	2	0			
Total	57	3602	63.2	37	1	21.4	40.6	24
Opponents	39	2412	61.8	19	4	22.3	39.9	25

Numbers in (parentheses) indicate field goal was made.

The Automated ScoreBook
Boise State Overall Individual Statistics (as of Oct 28, 2018)
All games

All Purpose	g	rush	rcv	pr	kr	ir	total	avg/g
HIGHTOWER, J.	8	163	488	2	176	0	829	103.6
MATTISON, Ale	8	637	66	0	87	0	790	98.8
MODSTER, Sea	8	0	642	0	0	0	642	80.2
RICHARDSON,	8	0	600	0	0	0	600	75.0
THOMAS, CT	8	27	356	0	0	0	383	47.9
SHAKIR, Khalil	8	65	96	58	0	0	219	27.4
BUTLER, Akilian	8	0	153	0	53	0	206	25.8
WILLIAMS, Aver	8	0	0	121	44	31	196	24.5
MAHONE, Robe	8	87	54	0	0	0	141	17.6
VAN BUREN, A.	7	132	0	0	0	0	132	18.9
CORD, Chase	4	109	0	0	0	0	109	27.2
HORTON, Tyler	6	0	0	0	0	99	99	16.5
KANIHO, Kekaul	8	0	0	74	0	6	80	10.0
BATES, John	8	0	76	0	0	0	76	9.5
BLAKLEY, Chas	8	0	49	0	19	0	68	8.5
COLLINGHAM,	7	4	57	0	0	0	61	8.7
SEIBOLD, Skyl	8	35	3	0	0	0	38	4.8
HENDERSON, J	2	29	0	0	0	0	29	14.5
EVANS, Octaviu	5	0	12	0	0	0	12	2.4
PISTONE, Matt	8	0	4	0	0	0	4	0.5
RYPIEN, Brett	8	-21	0	0	0	0	-21	-2.6
TEAM	7	-32	0	0	0	0	-32	-4.6
Total	8	1235	2656	255	379	136	4661	582.6
Opponents	8	1056	1818	32	363	80	3349	418.6

The Automated ScoreBook
Boise State Overall Defensive Statistics (as of Oct 28, 2018)
All games

#	Defensive Leaders	gp	Tackles			tfl/yds	Sacks	Pass defense			Fumbles	blkd		
			ua	a	tot		no-yds	int-yds	brup	qbh	rcv-yds	ff	kick	saf
44	WHIMPEY, Riley	8	23	25	48	3.0-14	2.0-13	.	1	2	1-0	.	.	.
10	NAWAHINE, Kekoa	8	27	20	47	0.5-0	1-0	1	.	.
58	MAEVA, Tyson	7	21	14	35	4.0-14	1.0-11	.	1
14	HORTON, Tyler	6	15	12	27	.	.	1-99	2	.	3-76	.	.	.
8	FRAZIER, Jabril	8	18	8	26	7.0-41	4.5-30	1	.	.
26	WILLIAMS, Avery	8	16	9	25	1.0-2	.	2-31	4	.	.	1	.	.
21	JONES, Tyreque	8	13	12	25	.	.	.	1	.	1-0	1	.	.
0D	PIERCE, DeAndre	4	13	10	23	1.0-9	1.0-9
28	KANIHO, Kekaula	8	15	7	22	1.0-4	.	1-6	2
93	HATADA, Chase	8	9	12	21	3.0-24	1.5-21	.	1	.	.	1	.	.
91	MILES, Durrant	8	10	9	19	6.5-44	4.5-41	1	.	.
9	WILLIAMS, D.	8	12	6	18	3.0-13	1.0-4	1	.	.
99	WEAVER, Curtis	8	11	7	18	8.5-60	5.5-52	.	.	1
15	WALKER, Jalen	5	12	4	16	.	.	.	2	.	2-0	.	.	.
25	WICKERSHAM, B.	8	8	7	15
98	LUI, Sonatane	7	6	9	15	2.0-3	1-5	.	.	.
54	LOCHER, Matt	8	4	8	12	2.0-6	1.0-4
45	RUFAL, Kayode	8	3	8	11	1.0-5	0.5-4
57	FESILI, E.	6	3	5	8	0.5-1
48	DEROSE, Bruno	8	4	3	7
33	LASHLEY, Tony	8	3	4	7	1.0-3	.	1-0	.	.	.	1	.	.
53	WHITNEY, Sam	6	3	4	7	1
0G	NOA, Ezekiel	5	3	3	6	1.5-4
90	IGIEHON, Scale	6	1	4	5	0.5-0
36	WHITLOCK, Blake	7	1	4	5
0E	TYLER, Evan	6	3	1	4	1.0-3	1.0-3
31	SEIBOLD, Skyler	8	3	1	4
32	HAPPLE, Jordan	3	2	2	4
56	INDA, Joseph	3	2	1	3
40	WATSON, Jabari	7	.	3	3	1.0-5	0.5-3
55	MOA, David	2	2	.	2	1.0-2
5	COLLINGHAM, G.	7	.	2	2
30	LEWIS, Robert	8	1	1	2
41	HEFFNER, Will	5	1	.	1
4	RYPIEN, Brett	8	1	.	1
3A	WALKER, KJ	1	.	1	1
39	SHADDOX, Jake	4	1	.	1
1J	CORD, Chase	4	1	.	1
22	MATTISON, Alex	8	1	.	1
49	SKILLIN, Quinn	8	1	.	1
76	CLEVELAND, Ezra	8	1	.	1
16	HIGHTOWER, J.	8	1	.
Total		8	274	226	500	50-257	24-195	5-136	14	4	9-81	8	1	.
Opponents		8	328	256	584	48-199	21-128	6-80	19	6	3-14	8	2	.