

ARIZONA

BASKETBALL

Adam Gonzales
Assistant Director of Communications Services
 O: (520) 621-1814 | C: (520) 591-6239
adamgonzales@email.arizona.edu
www.ArizonaWildcats.com
 Twitter: @ArizonaWBB
 Instagram: @ArizonaWBBasketball
 Facebook: Facebook.com/ArizonaWomensBasketball

8 NCAA TOURNAMENT APPEARANCES | 1997 | 1998 | 1999 | 2000 | 2003 | 2004 | 2005 | 2021

2020-21 SCHEDULE/RESULTS

DATE	OPPONENT	TIME	TV
NOVEMBER (1-0)			
29	Northern Arizona		W, 76-63
DECEMBER (6-0)			
4	#9 UCLA*		W, 68-65
6	USC*		W, 78-77
10	Arizona State*		W, 65-37
18	Colorado*		W, 62-59
20	Utah*		W, 77-60
23	Idaho		W, 96-42
JANUARY (4-2)			
1	#1 Stanford*		L, 81-54
3	California*		W, 69-33
8	Washington*		Canc.
10	Washington State*	L, 71-69 OT	
14	#10 Oregon*		W, 57-41
17	Oregon State*		W, 67-51
22	Utah*		W, 66-54
24	Colorado*		Canc.
29	USC*		Canc.
31	#5 UCLA*		Canc.
FEBRUARY (4-2)			
5	Oregon State*		Canc.
8	#11 Oregon*	W, 79-59	
12	Washington State*		W, 60-51
14	Washington*		W, 75-53
19	California*	W, 59-50	
22	#4 Stanford*	L, 62-48	
28	Arizona State*	L, 66-64 OT	
MARCH (2-1)			
4	Washington State#	W, 60-44	
5	#9 UCLA#	L, 58-49	
22	Stony Brook!	W, 79-44	
24	BYU!	4 p.m.	ESPNU

* indicates Pac-12 conference game
 # indicates Pac-12 Tournament game
 ! indicates NCAA Tournament game
 Home games in **BOLD**
 All times shown are MST

ARIZONA (17-5) vs. BYU (19-5)

Mar. 24, 2021 | 4 p.m. (MST)

UTSA Convocation Center | San Antonio, Texas



TV: ESPNU (Tiffany Greene & Steffi Sorensen)
Radio: KTUC 1400 AM (Derrick Palmer)
Live Stats: Arizona.Statbroadcast.com
Series Record: BYU leads 8-5
Last Matchup: L, 64-56 (Nov. 30, 2013)

BY THE NUMBERS

3	NCAA Tournament Seed	11
11	Rankings (AP/Coaches)	NR/RV
Adia Barnes	Head Coach	Jeff Judkins
85-65 (5th year)	Record at School	430-199 (20th year)
Same	Career Record	Same

FROM THE TIP

- ▶ Arizona will face 11-seed BYU in the Second Round on Wednesday at 4 p.m. MST on ESPNU.
- ▶ The Wildcats have never played BYU in the NCAA Tournament.
- ▶ Arizona won in convincing fashion over Stony Brook on Monday.
- ▶ Arizona hasn't been seeded this high since the 1998 NCAA Tournament (3-seed).
- ▶ The last time Arizona played in the NCAA Tournament, they reached the Second Round as a 9-seed.
- ▶ Adia Barnes is one of 11 head coaches ever to play and coach in the NCAA Tournament at their alma mater.
- ▶ Barnes agreed to a contract extension through the 2025-26 season.
- ▶ Arizona won 13 conference games for the first time since the 2003-04 season when Arizona won the Pac-10.
- ▶ Arizona's second-place finish is also their best finish since the same 03-04 season.
- ▶ Aari McDonald was named an AP and ESPN Second Team All-American.
- ▶ McDonald was named Pac-12 Player of the Year and Defensive Player of the Year.

POSTGAME NOTES FROM MONDAY

- ▶ The Wildcats beat Stony Brook by 35, an Arizona NCAA Tournament record. The previous record was 17.
- ▶ Arizona shot 58% from the field on Monday, a season-high and an Arizona NCAA Tournament record.
- ▶ 17 steals and 67% from three are also Arizona NCAA Tournament records.
- ▶ 79 points is the most Arizona has scored since Feb. 8 at Oregon.
- ▶ The Wildcats forced 25 turnovers and had 17 steals on Monday while forcing Stony Brook to shoot 29%.
- ▶ Arizona scored 25 points off turnovers.
- ▶ Sam Thomas tied the school record for most steals in an NCAA Tournament game (6).
- ▶ Aari McDonald had her 10th 20-point game of the season in the First Round.
- ▶ She finished the game shooting 8-14 and had four assists and three steals.
- ▶ McDonald has at least three steals in each of the last eight games.
- ▶ Three Wildcats scored at least 16 points (McDonald, Reese & Baptiste).
- ▶ Four Wildcats had at least three steals (Thomas, McDonald, Yeane & Reese).

NUMBERS TO KNOW

2

Aari McDonald is second among active players in career points.

16

Arizona is playing in their first NCAA Tournament in 16 years.

23

Aari McDonald is Arizona's first Conference Player of the Year in 23 years (Adia Barnes, 1998).

88

Aari McDonald has scored in double-figures in 88-straight games, the longest active streak in the nation.

LAST GAME'S STARTERS

No.	Name	Position	Ht.	Class	Points	Rebounds	Assists	Stl/Blk	Minutes
0	Trinity Baptiste (22)	F	6-0	Sr.	8.7	5.7	0.9	1.0/0.1	25.8
2	Aari McDonald (22)	G	5-6	Sr.	19.4	4.9	4.5	2.7/0.1	32.6
14	Sam Thomas (22)	F	6-0	Sr.	7.4	3.3	1.6	2.2/1.2	31.2
23	Bendu Yeane (19)	G	5-10	Jr.	4.0	3.1	1.4	1.0/0.8	22.7
25	Cate Reese (22)	F	6-2	Jr.	11.5	5.2	0.5	1.0/0.4	24.5

KEY RESERVES

No.	Name	Position	Ht.	Class	Points	Rebounds	Assists	Stl/Blk	Minutes
1	Shaina Pellington (3)	G	5-8	RJr.	5.7	1.8	0.9	0.6/0.1	15.5
13	Helena Pueyo (0)	G	6-0	So.	3.7	3.6	1.4	1.7/0.5	21.5
32	Lauren Ware (0)	F	6-3	Fr.	4.6	4.5	0.4	0.5/1.2	17.6

() starts

2021 NCAA DIVISION I WOMEN'S BASKETBALL CHAMPIONSHIP



SAN ANTONIO IS TOURNNEY TOWN

2021 NCAA DIVISION I WOMEN'S BASKETBALL CHAMPIONSHIP

Complete bracket released on ESPN Selection Show, Monday, March 15 at 7 p.m. ET.
 FIRST-ROUND - March 21 and 22 and SECOND-ROUND - March 23 and 24.
 SWEET 16 - March 27-28 and ELITE 8 - March 29-30.

All Sweet 16, Elite 8 and Women's Final Four games played @ Alamodome, San Antonio, Texas.
 © 2021 National Collegiate Athletic Association. No commercial use without the NCAA's written permission. The NCAA opposes all sports wagering. This bracket should not be used for sweepstakes, contests, office pools or other gambling activities. NCAA and Women's Final Four are trademarks of the National Collegiate Athletic Association.



Times ET

THE 2020-21 ARIZONA WILDCATS

No.	Name	Pos.	Ht.	Yr.	Hometown/High School (Last School)
0	Trinity Baptiste	F	6-0	Sr.	Tampa, Fla. (Hillsborough High School/Virginia Tech)
1	Shaina Pellington	G	5-8	RJr.	Pickering, Ontario, Canada (Dunbarton/Oklahoma)
2	Aari McDonald	G	5-6	Sr.	Fresno, Calif. (Brookside Christian HS/Washington)
3	Tara Manumaleuga	G	5-10	So.	Queensland, Australia (Hillcrest Christian College)
4	Madison Conner	G	5-11	Fr.	Chandler, Ariz. (Compass Prep)
10	Derin Erdogan	G	5-6	Fr.	Istanbul, Turkey (Istanbul Universitesi SK)
11	Mara Mote	G	5-11	So.	Cesis, Latvia (TTT Riga)
13	Helena Pueyo	G	6-0	So.	Palma de Mallorca, Spain (Segle XXI)
14	Sam Thomas	F	6-0	Sr.	Las Vegas, Nev. (Centennial HS)
22	Marta Garcia	F	6-3	Fr.	Sevilla, Spain (Segle XXI)
23	Bendu Yeane	G	5-10	Jr.	Portland, Ore. (St. Mary's Academy/Indiana)
25	Cate Reese	F	6-2	Jr.	Cypress, Texas (Cypress Woods High School)
32	Lauren Ware	F	6-3	Fr.	Bismarck, N.D. (Century High School)
34	Semaj Smith	C	6-6	Jr.	Long Beach, Calif. (St. Anthony High School)

COACHING STAFF

Head Coach: Adia Barnes (Arizona, '98), 5th Year
Assistant Coach: Tamisha Augustin (Alabama A&M, 2006), 2nd Year
Assistant Coach: Salvo Coppa (IULM University, '03), 5th Year
Assistant Coach: Jackie Nared Hairston (St. Mary's (CA), 2014), 2nd Year
Director of Operations: Jessika Carrington, 4th Year
Athletic Trainer: Jessie Johnson, 4th Year
Strength and Conditioning: Jaime Fernandez, 1st Year
Video Coordinator: Ryan Lee, 5th Year
Assistant Director of Operations: Briana Felix, 4th Year

PRONUNCIATION GUIDE

Tamisha AugustinTuh-ME-sha Uh-gus-tin
 Trinity Baptiste.....Bap-teest
 Adia BarnesUh-DEE-uh
 Salvo CoppaCOPE-uh
 Derin ErdoganDARE-in AIR-doe-ahn
 TaraTAR-uh
 Manumaleuga.....Mah-NEW-mal-eh-oon-yuh
 Mara MoteMar-uh MOE-tey
 Jackie Nared HairstonNard
 Shaina Pellington.....SHAY-nuh
 Helena Pueyo.....Huh-lay-nuh PWEY-oh
 Aari McDonald.....AIR-e
 Semaj SmithSuh-MAJ-eh
 Bendu YeaneBen-doo Yay-knee

ARIZONA QUICK FACTS

LocationTucson, Arizona
 NicknameWildcats
 Colors Cardinal & Navy
 President Dr. Robert Robbins
 Director of Athletics Dave Heeke
 Sr. Assoc. AD/SWA Erika Barnes
 Faculty Representative Ricardo Valerdi
 Enrollment45,217
 Athletics Website ArizonaWildcats.com
 University Website Arizona.edu
 Arena (Built) McKale Center (1973)
 Capacity14,644

PROGRAM HISTORY

First Basketball Game Feb. 2, 1972 vs. New Mexico
 All-time record 635-727 (.466)
 NCAA Tournament Appearances..... 7 (last: 2005)
 NCAA Tournament Record 7-7
 All-Americans 9 (Last: 2021 - Aari McDonald)
 WNBA Draft Picks..... 8 (Last: 2013 - Davellyn Whyte, 16th pick)

ROSTER BREAKDOWN

Returners (2019-20 stats)

Tara Manumaleuga	2.4 ppg/1.4 rpg
Aari McDonald	20.6 ppg/5.6 rpg/3.6 apg/2.3 spg
Mara Mote	1.6 ppg/45% 3P
Shaina Pellington	DNP - Redshirted
Helena Pueyo	6.7 ppg/2.7 rpg/38% 3P
Cate Reese	13.6 ppg/7.5 rpg
Semaj Smith	3.3 ppg/3.9 rpg/0.9 bpg
Sam Thomas	9.5 ppg/3.4 rpg/1.7 spg/1.5 bpg

Newcomers

Trinity Baptiste	F/Sr./6-0
Madison Conner	G/Fr./5-11
Derin Erdogan	G/Fr./5-6
Marta Garcia	F/Fr./6-3
Lauren Ware	F/Fr./6-3
Bendu Yeane	G/Jr./5-10

By Position

Guards	8
Forwards	5
Centers	1

By Class

Freshmen	4
Sophomores	3
Juniors	4
Seniors	3

By State/Country

California	2
Spain	2
Arizona	1
Australia	1
Canada	1
Florida	1
Latvia	1
Nevada	1
North Dakota	1
Oregon	1
Texas	1
Turkey	1

By Height

Semaj Smith	6-6
Marta Garcia	6-3
Lauren Ware	6-3
Cate Reese	6-2
Trinity Baptiste	6-0
Helena Pueyo	6-0
Sam Thomas	6-0
Madison Conner	5-11
Mara Mote	5-11
Tara Manumaleuga	5-10
Bendu Yeane	5-10
Shaina Pellington	5-8
Derin Erdogan	5-6
Aari McDonald	5-6

TALE OF THE TAPE

Category	Arizona	BYU
Scoring	1477	1663
PPG	67.1	69.3
Scoring Margin	+11.6	+9.8
Field Goals-Attempt	551-1327	636-1426
Field Goal Pct.	.415	.446
3PT FGs-Attempts	129-392	167-495
3PT FG Pct.	.329	.337
3PT FG MPG	5.9	7.0
Free Throw-Attempts	246-347	224-302
Free Throw Pct.	.709	.742
Rebounds/RPG	812/36.9	892/37.2
Rebound Margin	-0.2	+3.7
Assists/APG	263/12.0	396/16.5
Turnovers/TPG	284/12.9	351/14.6
TO Margin	+5.5	+0.5
Assist/TO ratio	0.9	1.1
Steals/SPG	238/10.8	185/7.7
Blocks/BPG	103/4.7	101/4.2

WINS VS. LOSSES

Category	Wins	Losses
Points per game	70.2	56.8
Opp. points per game	51.9	67.6
Field goal pct.	44%	33%
Opp. field goal pct.	34.7%	42.2%
3FG pct.	34.6%	27.7%
Opp. 3FG pct.	29.5%	39%
3P per game	6.1	5.2
Opp. 3P per game	4.8	6.4
Free throw pct.	70.8%	71.3%
Rebounds per game	37.4	35.2
Rebound margin	+1.2	-5.0
Assists per game	13.4	7.2
Turnovers per game	12.8	13.4
Turnover margin	+6.4	+2.2
Steals per game	11.5	8.6
Blocks per game	5.1	3.4

ARIZONA'S STREAKS

Current streak	W1
Homecourt streak	W6
Road streak.....	L2
Neutral court streak.....	W1
Last 5 games	2-3
Last 10 games.....	7-3

SEED HISTORY

Seed	Year	Finish
No. 7	1997	Second Round
No. 3	1998	Sweet 16
No. 6	1999	Second Round
No. 8	2000	Second
No. 6	2003	First Round
No. 9	2004	First Round
No. 9	2005	Second Round

Front Page Continued

- McDonald is the first person to be Player of the Year and Defensive Player of the Year since Chiney Oguwmiike.
- She is the only player in Pac-12 history to lead the league in scoring and steals three-straight seasons.
- She was also named a Lieberman Award Finalist and a Naismith Player and Defensive Player of the Year Finalist.
- McDonald has scored in double-figures in 88-straight games, the longest active streak in the nation.
- She is second among active players in career points, is 4th in Arizona history and 15th in Pac-12 history.
- Sam Thomas was named Pac-12 All-Defense for the second year in a row and was All-Pac-12 this year.
- Thomas was also named the Pac-12 Scholar-Athlete of the Year.
- She is shooting 53% from three in her last 11 games.
- Thomas is the career leader in blocks among all active Pac-12 players. No other player has 100 blocks.
- She is the only player in the Pac-12 to average at least two steals and one block per game.
- After missing her first 10 threes to start the season, Thomas is shooting 46% from deep.
- Cate Reese earned her second All-Pac-12 selection while Trinity Baptiste was named honorable mention.
- Lauren Ware was named Honorable Mention Pac-12 All-Freshman.
- Arizona has had someone on the All-Freshman team four years in a row now.
- Arizona is the only school in the Pac-12 with three 1,000-point scorers on the roster.
- The Wildcats have been ranked in the AP Poll for 34-straight weeks, the longest stretch in school history.
- Arizona has been ranked in the top 10 in 13 of the 17 polls, which ties a school record for most weeks spent in the top 10.
- The Wildcats set a school record for three-point percentage against Washington (75%).
- Arizona is 47-12 in their last 59 games.
- Adia Barnes, Kelly Graves and Tara VanDerveer are the only Pac-12 coaches to have two 24-win seasons in their first four years at their respective school.
- Aari McDonald and Sam Thomas were named Senior CLASS Award candidates.
- The Cats swept the regular season series vs. Oregon for the first time in 10 years.
- The Wildcats swept the Oregon schools for the first time in 10 years.
- Arizona allowed 41 points to Oregon on Jan. 14, the fewest the Ducks have scored since 2017.
- 41 points is also the fewest points Arizona has ever allowed to a top-10 team.
- Arizona allowed just 33 points to Cal on Jan. 3, the fewest ever to a Pac-12 opponent.
- Arizona won their first five Pac-12 games for the first time in school history.
- Adia Barnes reached 75 wins faster than any coach in Arizona history.
- Madison Conner joined Arizona as a mid-year enrollee on Jan. 15 and made her first appearance vs. Washington.
- The Wildcats swept Colorado and Utah on the road for the first time in school history.
- Arizona's win over No. 9 UCLA was their first win in program history over a top-10 team while they were ranked in the top 10.

Last Time Out

Three Wildcats scored at least 16 points as Arizona used lockdown defense and pristine offensive efficiency to throttle Stony Brook 79-44 on Monday. Aari McDonald led all scorers with 20 points while Sam Thomas had six steals.

If Arizona Wins...

- the Wildcats will advance to their second Sweet 16 in school history.
- they will have beaten BYU for the first time since 2004.
- Adia Barnes will be the only coach in school history to win their first two NCAA Tournament games.

Last Five at the NCAA Tournament

W, 79-44 vs. Stony Brook | First Round, 2021
 L, 76-43 vs. LSU | Second Round, 2005
 W, 72-69 vs. Oklahoma | First Round, 2005
 L, 72-60 vs. Michigan State | First Round, 2004
 L, 59-47 vs. Notre Dame | First Round, 2003

Back on the Big Stage

For the first time since 2005, Arizona heard their name called on Selection Monday and will play in the program's eighth NCAA Tournament. Arizona enters the tournament as a 3-seed, their highest seeding since 1998 when Adia Barnes was a senior. The Wildcats have an all-time record of 6-7 at the NCAA Tournament and reached the Sweet 16 back in 1998, their best run.

Pac-12 Standings

	Conf.		Overall	
	W	L	W	L
Stanford	19	2	26	2
Arizona	13	4	17	5
UCLA	12	4	17	5
Oregon	10	7	14	8
Oregon State	7	6	12	7
Colorado	8	8	12	11
Washington State	9	10	12	12
USC	8	10	11	12
Arizona State	6	9	12	12
Utah	4	15	5	16
Washington	3	13	7	14
California	1	12	1	16

2020-21 HONORS

ADIA BARNES

Naismith Coach of the Year Semifinalist

TRINITY BAPTISTE

All-Pac-12 Honorable Mention

AARI McDONALD

AP Second Team All-American
 ESPN Second Team All-American
 Pac-12 Player of the Year
 Pac-12 Co-Defensive Player of the Year
 Naismith Defensive Player of the Year Finalist
 Lieberman Award Finalist
 Wooden Award Finalist
 Naismith Player of the Year Semifinalist
 Wade Trophy Watch List
 All-Pac-12 & Pac-12 All-Defense
 Senior CLASS Award Candidate
 Pac-12 Player of the Week
 Preseason AP All-American

CATE REESE

All-Pac-12
 Pac-12 Player of the Week
 Naismith Trophy Watch List
 Katrina McClain Award Watch List

SAM THOMAS

Pac-12 Scholar-Athlete of the Year
 All-Pac-12
 Pac-12 All-Defense
 Senior CLASS Award Candidate

LAUREN WARE

Pac-12 All-Freshman Honorable Mention

As a Player and as a Coach

Naismith Coach of the Year semifinalist Adia Barnes is one of 11 coaches ever to play and coach in the NCAA Tournament at their alma mater. She is one of four active coaches to do so and is the first Pac-12 coach to do so since Cynthia Cooper led USC to the NCAA Tournament in 2014.

Adia Barnes – Arizona

Pokey Chatman – LSU
 Michelle Clark-Heard – Western Kentucky
 Cynthia Cooper – USC
 Mary Taylor Cowles – Western Kentucky
 Kellie Jolly Harper – Tennessee
 Jennifer Hoover – Wake Forest
 Cheryl Miller – USC
 Bev Smith – Oregon
 Teresa Weatherspoon – Louisiana Tech
 Brooke Wyckoff – Florida State

The OG3

It's no secret that the big three of Aari McDonald, Sam Thomas and Cate Reese mean the world to Adia Barnes and the Arizona program. The trio has laid the foundation to building a top-10 program that Arizona has become, but it didn't come without some growing pains. During the 2017-18 season, Thomas played 36 minutes per game on a team that won six games while McDonald could only watch from the sideline as she was forced to sit out after transferring from Washington. Meanwhile, Reese was a senior at Cypress Woods High School and was the first McDonald's All-American to commit to Arizona. Fast forward three years later, they have played a combined 323 games, all scored over 1,000 career points, and have Arizona regularly in the top 10. Thanks to them, Arizona is the only team in the Pac-12 with three 1,000-point scorers on the roster.

A Program Changing Player

Aari McDonald is a player that only comes around so often, and her hard work to help bring this program to the spotlight was vindicated after being named both Pac-12 Player of the Year and Pac-12 Co-Defensive Player of the Year, becoming the first Arizona Wildcat to be named Conference Player of the Year since Adia Barnes back in 1998. She is the first player since Chiney Ogwumike in 2014 to be named both Player of the Year and Defensive Player of the Year. For the third year in a row, she led the Pac-12 in scoring (19.4) and steals (2.7) per game, something no one in the history of the Pac-12 conference has achieved. She has scored in double-figures in 88-straight games, her entire career and the longest active streak in the nation and is second among active players in career points. She showed why she is one of the best players in the country on Monday, scoring 20 points to go along with four rebounds and three assists on 8-14 shooting.

All-American

McDonald is the first player in school history to be a three-time Associated Press All-American. She was named honorable mention in 2019 and was named to the Second Team in 2020 and 2021.

An Elite Scorer

On Jan. 22, McDonald scored her 2,000th career point vs. Utah with a free throw in the fourth quarter. She became just the third player to ever put the Arizona uniform to score 2,000 career points (Adia Barnes & Davellyn Whyte). Additionally, she is the 24th player in Pac-12 history to score 2,000 career points. On the season, McDonald averages 19.4 points per game, the most in the Pac-12.

Arizona Players to Score 2,000 Career Points

1. Adia Barnes (1995-98): 2,237
2. **Aari McDonald (2017-21): 2,185 (273 with Washington)**
3. Davellyn Whyte (2010-13): 2,059

Most Consecutive Double-Figure Scoring Games, NCAA Active Players

1. **Aari McDonald: 88**
2. Micaela Kelly (Central Michigan): 72
3. Cierra Hooks (Ohio): 42

Most Consecutive Double-Figure Scoring Games Since 1999-00, Pac-12

1. **Aari McDonald: 88**
2. Kelsey Plum (Washington): 83
3. Sabrina Ionescu (Oregon): 78
4. Kelsey Plum (Washington): 50
5. Dee-Dee Wheeler (Arizona): 48

She gets it done on the Defensive End Too

Although McDonald is known for her dynamic play on the offensive side of the ball, she should equally be known for her lockdown defense as she is a two-time Pac-12 Defensive Player of the Year. She finished the regular season leading the Pac-12 in steals per game for a third-straight season averaging 2.7 per game. McDonald is the first Pac-12 player since Lisa Willis (2006) to lead the conference in steals three years in a row. She has at least three steals in each of her last eight games.

ASSOCIATED PRESS POLL

(Week 16; Mar. 15)

Rank	Team	Record	Points	Last
1.	UConn (23)	24-1	742	1
2.	Stanford (5)	25-2	704	2
3.	NC State (2)	20-2	697	3
4.	Texas A&M	23-2	625	4
5.	Baylor	25-2	623	6
6.	South Carolina	22-4	616	5
7.	Maryland	24-2	582	T-7
8.	Louisville	23-3	571	T-7
9.	UCLA	16-5	500	10
10.	Georgia	20-6	447	12
11.	Arizona	16-5	440	11
12.	Indiana	18-5	432	9
13.	Tennessee	16-7	354	14
14.	Gonzaga	23-3	294	16
15.	Arkansas	19-8	287	15
16.	Michigan	14-5	283	13
17.	West Virginia	21-6	260	17
18.	Kentucky	17-8	252	18
19.	South Florida	18-3	233	20
20.	Missouri State	21-2	191	21
21.	Rutgers	14-4	188	19
22.	Ohio State	13-7	75	22
23.	Oregon	13-8	70	23
24.	Florida Gulf Coast	26-2	68	24
25.	South Dakota St.	21-3	50	25

Others receiving votes: Iowa 43, Stephen F. Austin 35, Marquette 27, **Oregon State 21**, Virginia Tech 9, Northwestern 9, Georgia Tech 9, Oklahoma State 8, DePaul 2, South Dakota 1, UCF 1

COACHES POLL

(Week 16; Mar. 16)

Rank	Team	Record	Points	Last
1.	Connecticut (27)	24-1	795	1
2.	Stanford (5)	25-2	773	2
3.	NC State	20-2	729	3
4.	Texas A&M	23-2	678	4
5.	South Carolina	22-4	664	5
6.	Baylor	25-2	654	6
7.	Louisville	23-3	607	7
8.	Maryland	24-2	604	8
9.	UCLA	16-5	525	10
10.	Indiana	18-5	474	9
11.	Arizona	16-5	465	11
12.	Georgia	20-6	433	13
13.	Gonzaga	23-3	376	14
14.	Michigan	14-5	340	12
15.	Tennessee	16-7	337	15
16.	Arkansas	19-8	290	16
17.	Missouri St.	21-2	287	17
18.	South Florida	18-3	272	18
19.	Kentucky	17-8	226	19
20.	West Virginia	21-6	205	20
21.	Florida Gulf Coast	26-2	174	21
22.	Oregon	13-8	111	22
23.	Rutgers	14-4	102	23
24.	Ohio St.	13-7	76	24
25.	South Dakota St.	21-3	74	25

Others receiving votes: Northwestern 31; Iowa 29; Stephen F. Austin 17; Marquette 13; Oklahoma State 10; DePaul 6; Georgia Tech 5; Central Florida 5; Rice 3; Delaware 3; Dayton 3; **Brigham Young 3; Oregon State 1**

National Recognition for Aari

McDonald has naturally garnered a ton of national attention, and her honors are as follows.

- Pac-12 Player of the Year
- Pac-12 Co-Defensive Player of the Year
- Naismith Defensive Player of the Year Finalist
- Wooden Award Finalist
- Nancy Lieberman Award Finalist
- Naismith Player of the Year Finalist
- All-Pac-12 & Pac-12 All-Defense
- Wade Trophy Watch List
- Pac-12 Player of the Week
- Preseason Associated Press All-American

Heating Up

All-Pac-12 selection Sam Thomas missed her first 10 three-pointers of the season, but since then, she is shooting 46% from downtown. On the season, she is shooting 40% from deep, the best on the team. Against Washington on Feb. 14, she was red hot, shooting 6-8 from downtown to set a new career high for made threes in a game, which is one short of the Arizona record. The last player to make at least six in a game was Taryn Griffey on Dec. 21, 2015. In her last 11 games, Thomas is shooting 53% from three (19-36).

100-100

Sam Thomas is the 11th player in school history to make 100 career triples and is the sixth player in school history with 100 career blocks. The senior is third all-time in Arizona history in blocks and sixth in made three-pointers and is the only player in school history with 100 three-pointers and blocks. She is also the only active Pac-12 player with 100 threes and blocks.

Hand in the Cookie Jar

We know all about Thomas' shot blocking ability, but she is equally as good, if not better, at picking the opponent's pocket. The two-time Pac-12 All-Defense selection is second in career steals among all active Pac-12 players (208), trailing only Aari McDonald (264). She finished the regular season fourth in the Pac-12 in steals per game (2.2).

Versatility you Read About

Thomas, who should be considered the most versatile defender in the Pac-12, is third all-time in Arizona history with 162 blocked shots in her career, four shy of second place. She is first on the active career blocked shot list in the Pac-12 while no other current player in the Pac-12 has 100. Thomas is the only player in the Pac-12 to average at least two steals and a block per game.

Sam Joins the 1K Club

On Jan. 10, Thomas hit a three-pointer in the third quarter to become the 21st player in Arizona history to score 1,000 points. She is the second player to score 1,000 points at Arizona under Adia Barnes (Aari McDonald).

A Dominating Performance

Cate Reese was an absolute force in Eugene, scoring a season-high 25 points on 11-14 from the field and a perfect 3-3 from three. Coming into the game, Reese was 3-9 from three and was dared to shoot the long ball, a decision that proved to be quite detrimental. She was efficient as can be in the First Round, scoring 16 points on 7-9 shooting while grabbing six rebounds and blocking two shots. 16 points is the most Reese has scored since the Oregon game she scored 25 points in back on Feb. 8.

Cate Hits the Mark

On Jan. 22, Reese became the 22nd player in school history to score 1,000 career points with a layup in the third quarter vs. Utah. She joins Sam Thomas, who also scored her 1,000th career point in the month of January.

Trinity Gets in the Mix

Grad transfer and the 2020 ACC Sixth Player of the Year Trinity Baptiste has been a major key to Arizona's success this season and was rewarded for her performance as she was named Honorable Mention All-Pac-12. She has started all 22 games of the season thus far and had one of her best games of the season against Stony Brook in the First Round. She scored 18 points on 8-10 shooting with six rebounds and three steals. Baptiste has scored at least 17 points in two of her last three games.

Ware Shows Out

A two-time Gatorade Player of the Year and former five-star prospect, Lauren Ware has been tremendous for Arizona as she was named Honorable Mention Pac-12 All-Freshman. Ware is the team's leading shot blocker and fourth leading rebounder and is also a member of the Arizona Volleyball team and was the 2018-19 North Dakota Gatorade Player of the Year.

ARIZONA SCORING LIST

Player	Years	GP	Points
1. Adia Barnes	1995-98	121	2,237
2. Davellyn Whyte	2009-13	126	2,059
3. Dee-Dee Wheeler	2002-05	124	1,966
4. Aari McDonald	2018-pres.	88	1,912
5. Ify Ibekwe	2008-11	116	1,653
6. Elizabeth Pickney	1999-02	121	1,620
7. Shawntinice Polk	2003-05	94	1,467
8. Ashley Whisonant	2005-08	122	1,451
9. Timi Brown	1987-91	114	1,315
10. Dana Patterson	1985-88	112	1,299
11. Kirsten Smith	1983-86	108	1,264
12. LaBrittney Jones	2013-17	114	1,263
13. Reshea Bristol	1998-01	118	1,260
14. Aimee Grzyb	2001-04	123	1,227
15. Lisa Griffith	1997-00	122	1,199
16. Natalie Jones	2003-06	126	1,149
17. Yolanda Turner	1984-87	111	1,144
18. Candice Warthen	2010-15	115	1,128
19. Cate Reese	2018-pres.	90	1,115
20. Sam Thomas	2017-pres.	120	1,102

PAC-12 SCORING LIST

Player	School	Years	Points
1. Kelsey Plum	Washington	14-17	3,527
2. Chiney Ogumike	Stanford	11-14	2,737
3. Candice Wiggins	Stanford	05-08	2,629
4. Kristine Anigwe	California	16-19	2,591
5. Sabrina Ionescu	Oregon	17-20	2,562
6. Nnemkadi Ogumike	Stanford	09-12	2,491
7. Lisa Leslie	USC	91-94	2,414
8. Ruthy Hebard	Oregon	17-20	2,368
9. Tanja Kostic	Oregon State	93-96	2,349
10. Jazmine Davis	Washington	12-15	2,277
11. Borislava Hristova	Washington State	16-20	2,269
12. Tina Thompson	USC	94-97	2,248
13 Adia Barnes	Arizona	95-98	2,237
14. Kate Starbird	Stanford	94-97	2,215
15. Aari McDonald	Arizona	17-21	2,185
16. Jordin Canada	UCLA	15-18	2,153
17. Jillian Alleyne	Oregon	13-16	2,151
18. Ashley Walker	California	06-09	2,142
19. Jayne Appel	Stanford	07-10	2,125
20. Maylana Martin	UCLA	97-00	2,101

Bombs Away

Against Washington on Feb. 14, Arizona was scalding hot from the field and especially from three. The Wildcats shot 55% from the field and a preposterous 75% from deep on 12-16 shooting, setting a new single-game school record for three-point percentage. Individually, Sam Thomas made six of her eight three-point attempts for a new career high, which was one shy of the school record for most made threes in a game. The last player to make six threes in one game was Taryn Griffey back in 2015.

Go Beyond

At the beginning of each week of practice, the staff awards the Go Beyond award, which is given to the player who makes the most winning plays during practice and games. The winner of the award each week will wear a gold jersey during practice.

Cate Reese – 9

Lauren Ware – 4 (current winner)

Aari McDonald – 3

Trinity Baptiste – 2

Madison Conner – 1

Sam Thomas – 1

Bang That Drum

Arizona started a new tradition at the beginning of last season. After a home victory, a player bangs a customized Arizona drum the number wins the Wildcats have on the season.

Drum Standings

Trinity Baptiste – 2

Aari McDonald – 2

Helena Pueyo – 2

Cate Reese – 2

Sam Thomas – 2

Bendu Yeaney – 1

Tucson Loves Their Cats

Although fans won't be in attendance, there is no question about it that the women's basketball team has taken Tucson by storm. The Wildcats finished second in the Pac-12 in average attendance last season and were surely to grow that number from 5,044. All of Arizona's top 10 attended games have come during the Adia Barnes era.

Arizona Attendance Records

1. 14,644 – Apr. 6, 2019 vs. Northwestern

2. 10,160 – Jan. 24, 2020 vs. Arizona State

3. 10,132 – Apr. 3, 2019 vs. TCU

4. 8,542 – Nov. 20, 2019 vs. Prairie View A&M

5. 8,442 – Nov. 22, 2016 vs. North Texas

6. 7,838 – Feb. 28, 2019 vs. Stanford

7. 7,717 – Mar. 31, 2019 vs. Wyoming

8. 7,680 – Jan. 12, 2020 vs. Oregon

9. 7,558 – Dec. 14, 2017 vs. New Mexico State

10. 7,407 – Jan. 31, 2020 vs. UCLA

We're Going Global

Of Arizona's 14 players on the team this season, 6 were born outside of the United States.

Derin Erdogan – Turkey

Marta Garcia – Spain

Tara Manumaleuga – Australia

Mara Mote – Latvia

Shaina Pellington – Canada

Helena Pueyo – Spain

International Experience

All six of Arizona's international newcomers have extensive experience playing overseas not just for their club, but for their country.

Derin Erdogan – Turkey

- U18 – European Championships

- U16 – European Championships

Marta Garcia – Spain

- U19 – World Cup

- U18 – European Championships

- U16 – European Championships

Tara Manumaleuga – New Zealand

- U17 – FIBA World Cup

ARIZONA RECORDS WATCH**Scoring Average (min. 800 points)**

Player	GP	PPG
1. Aari McDonald	88	21.7
2. Adia Barnes	121	18.5
3. Miroslava Acosta	54	17.8
4. Davellyn Whyte	126	16.3
5. Dee-Dee Wheeler	124	15.9

Field Goals Made

Player	GP	FGM
1. Adia Barnes	121	881
2. Dee-Dee Wheeler	124	762
3. Aari McDonald	88	674
4. Davellyn Whyte	126	668

Made Three Pointers

Player	GP	3PM
1. Lisa Griffith	122	285
2. Davellyn Whyte	126	274
3. Aimee Grzyb	123	208
4. Brenda Pantoja	114	190
5. Dee-Dee Wheeler	124	186
6. Sam Thomas	120	163
7. Aari McDonald	88	146

Rebound Average (min. 400 rebounds)

Player	GP	RPG
1. Ify Ibekwe	116	10.3
2. Shawntinice Polk	94	9.7
3. Adia Barnes	121	7.6
4. Amina Njonkou	101	6.8
5. Cate Reese	90	6.6

Made Free Throws

Player	GP	FTM
1. Adia Barnes	121	472
Ashley Whisonant	122	472
Elizabeth Pickney	121	472
4. Davellyn Whyte	126	446
5. Aari McDonald	88	418

Free Throw Percentage

Player	GP	FT%
1. Reiko Thomas	110	.829
2. Cate Reese	90	.784
3. Kirsten Smith	108	.779
4. Aari McDonald	88	.774

Blocks

Player	GP	BLK
1. Shawntinice Polk	94	222
2. Ify Ibekwe	116	166
3. Sam Thomas	120	162
4. LaBrittney Jones	114	161

Steals

Player	GP	STL
1. Dee-Dee Wheeler	124	304
2. Davellyn Whyte	126	266
3. Reshea Bristol	118	260
4. Adia Barnes	121	256
5. Ify Ibekwe	116	228
6. Lisa Griffith	122	225
7. Aari McDonald	88	224
8. Sam Thomas	120	208

Double-Doubles

Player	GP	DD
1. Ify Ibekwe	116	55
2. Shawntinice Polk	94	46
3. Adia Barnes	121	36
4. Amina Njonkou	101	19
Dana Patterson	112	19
6. Cate Reese	89	16

Games Started

Player	GS
1. Davellyn Whyte	126
2. Sam Thomas	120
3. Dee-Dee Wheeler	118
4. Elizabeth Pickney	112
5. Adia Barnes	110

Minutes Played

Player	MIN.
1. Davellyn Whyte	4244
2. Sam Thomas	4045
3. Dee-Dee Wheeler	4032

Mara Mote – Latvia

- U19 – FIBA World Cup
- U17 – FIBA World Cup
- U16 – European Championships

Shaina Pellington – Canada

- Only player in school history to play for her national team
- National Team – Olympic Pre-Qualifying Americas Tournament
- National Team – Pan American Games
- U17 – World Championships
- U16 – FIBA Americas Tournament

Helena Pueyo – Spain

- U19 – FIBA World Cup
- U18 – European Championships
- U17 – FIBA World Cup
- U16 – European Championships

An Additional Hurdle

Sophomore Cate Reese and freshman Helena Pueyo were both diagnosed with Type 1 Diabetes at a young age and have to continuously monitor it during practice and games.

Baller Barnes

Adia Barnes is back in Wildcat Country, and this time it's as the head coach of the University of Arizona. Barnes is known as one of, if not the best women's basketball player to come through Tucson. As a player, she is the program's leading scorer as she finished with 2,237 career points (18.5 ppg). She is also second all-time in career rebounds (921). During Barnes' freshman year in the 1994-95 season, the Cats finished with a record of 11-19. The next three years were a complete turnaround as the Wildcats won at least 22 games in each season and made a three-straight postseason appearances. Over those three years, Arizona was 68-23, which is still the best three-year stretch in Arizona history.

It's a Family Affair

When Adia Barnes was deciding who she would hire for her three assistant coach spots, she looked no further than her husband Salvo Coppa, who has coached all over the world. Some of his coaching stops include Italy, Thailand, Sicily, Malta, the Seattle Storm and Montana State. Coppa is a certified FIBA coach and is also fluent in English, Spanish, French and Italian. He is the son of legendary international coach Santino Coppa, who founded and coached the club Trogylos Priolo, who has won two Italian league titles and one European Cup. The two have one son, Matteo, who is three years old and is around the program all the time.

Earn the A

When official practice got under way, Adia Barnes and her staff challenged her players to 'earn their A.' Once you earn your A, the coaching staff rewards you with all your gear for the upcoming season but until then, you are not allowed to wear anything with the Block A on it. Players earn their A by a vote that is cast by each person in the program (players and staff). To earn the A, you need to receive 18 of 20 votes. The criteria of earning your A consists of being a good teammate, practicing hard and advancing the Made For It culture in the program.

Worldwide Recruiting

The coaching staff has made it a point of emphasis to recruit overseas. Assistant coach Salvo Coppa coached overseas for quite some time, so he is taking full advantage of the relationships that he has formed since he began his coaching career, as well as Adia Barnes, who played professionally overseas.

Class of 2021**Anna Gret Asi**

Asi comes to Tucson all the way from Estonia, where she has competed for her national team. At the 2019 U18 European Championships, she averaged 14.3 points, 3.3 rebounds, three assists and two steals per game. She scored 20 points three times, including a 24-point effort against Israel. She also played for University of Tartu in Estonia during the 2019-20 season and averaged 22.6 points, 5.5 rebounds and 5.4 assists per game while shooting 38% from three.

Madison Conner

Conner, a Chandler, Ariz. native, is ranked No. 33 in the country by ProspectsNation.com and will make the short drive down the I-10 to Tucson after playing her high school ball at Compass Prep and Perry High School. The four-star prospect averaged 20 points, seven rebounds and over three assists per game during her junior season while shooting 40% from three. She helped lead the Pumas to a 21-8 record and the 2020 6A Arizona State semifinals. Conner was a McDonald's All-American nominee.

Aaronette Vonleh

Vonleh, a West Linn, Ore. native and the sister of NBA player Noah Vonleh, is a top-100 prospect by both ESPN and ProspectsNation and was a McDonald's All-American nominee. The 6-3 post player averaged 17 points, 7.5 rebounds and over one block per game as the Lions won the 6A Three Rivers League with an overall record of 21-6 and 10-1 in league play during the 2019-20 season. She had a career game on Jan. 14 as she scored 38 points to go along with 14 rebounds in a 22-point victory and had eight 20-point games during her junior season.



ADIA BARNES

HEAD COACH » 5TH SEASON (ARIZONA '98)
CAREER RECORD: 85-65 (.567)

THE ADIA BARNES FILE

Hired at Arizona: Apr. 4, 2016
 Hometown: San Diego, Calif.
 Education: Arizona '98

Career Record: 85-65 (.567)
 Record at Arizona: Same
 Pac-12 Record: 39-50 (.438)

Playing Experience

University Arizona: 1994-98
 Sacramento Monarchs: 1998
 Minnesota Lynx: 1999-00
 Cleveland Rockers: 2000-01
 Seattle Storm: 2002-04

Arizona's all-time scoring leader (2,237)
 Three-time All-Pac-10 Selection
 10th on the all-time Pac-12 scoring list
 USBWA First-Team All-American (1998)
 1996 WNIT Most Outstanding Player
 33rd pick of the WNBA Draft
 Arizona's first WNBA draft pick
 2004 WNBA Champion
 Seattle Storm All-Decade Team

Arizona Career Numbers

18.5 ppg, 7.6 rpg, 2.1 spg, 51% FG

Coaching Experience

Washington, assistant coach – 2011-16
 Arizona, head coach – 2016-present

BARNES' CAREER RECORD

Year	W	L	Postseason
2016-17	14	16	-
2017-18	6	24	-
2018-19	24	13	WNIT Champs
2019-20	24	7	-
2020-21	17	5	-
Total	85	65	

*2020 NCAA Tournament canceled due to COVID-19

ARIZONA COACHING WINS LIST

Rk.	Coach	Wins
1.	Joan Bonvicini (1991-2008)	287
2.	Niya Butts (2008-16)	102
3.	Adia Barnes (2016-present)	85

FASTEST TO 75 WINS

Rk.	Coach (Years at Arizona)	Games
1.	Adia Barnes (2016-present)	135
2.	Joan Bonvicini (1991-2008)	148
3.	Niya Butts (2008-16)	160

VS. RANKED OPPONENTS

Date	Opponent	Result
3/5/21	vs. #9 UCLA	L, 49-58
2/22/21	at #4 Stanford	L, 48-62
2/8/21	at #11 Oregon	W, 79-59
1/14/21	vs. #10 Oregon	W, 57-41
1/1/21	vs. #1 Stanford	L, 54-81
12/4/20	vs. #9 UCLA	W, 68-68
3/7/2020	vs. #3 Oregon	L, 70-88
2/28/2020	vs. #4 Stanford	W, 73-72 OT
2/9/2020	at #9 Oregon St.	W, 65-58 OT
2/7/2020	at #3 Oregon	L, 52-85
1/31/2020	vs. #8 UCLA	W, 92-66
1/24/2020	vs. #16 Arizona State	W, 59-53
1/12/2020	vs. #2 Oregon	L, 64-71
1/10/2020	vs. #3 Oregon State	L, 61-63
1/5/2020	at #10 UCLA	L, 58-70
11/17/2019	at #22 Texas	W, 83-58
3/8/2019	vs. #6 Oregon	L, 63-77
3/3/2019	vs. #9 Oregon State	L, 60-65 2OT
3/1/2019	vs. #6 Oregon	L, 54-83
2/22/2019	at #7 Stanford	L, 54-56
2/1/2019	at #21 Arizona State	L, 47-60
1/20/2019	at #5 Oregon	L, 60-93
1/18/2019	at #10 Oregon State	L, 64-86
1/13/2019	vs. #6 Stanford	L, 48-78
1/11/2019	vs. #24 California	W, 60-55
12/30/2019	vs. #17 Arizona State	W, 51-39
2/25/2018	vs. #8 Oregon	L, 61-74
2/23/2018	vs. #12 Oregon State	L, 40-65
2/9/2018	at #8 UCLA	L, 46-69
1/26/2018	at #23 California	L, 39-63
1/14/2018	at #22 Oregon State	L, 48-88
1/12/2018	at #8 Oregon	L, 44-62
1/7/2018	vs. #23 California	L, 51-53
1/5/2018	vs. #24 Stanford	L, 46-61
2/24/2017	vs. #15 UCLA	L, 56-79
2/10/2017	at #10 Washington	L, 55-91
2/5/2017	vs. #11 Oregon State	L, 57-65
1/29/2017	at #13 UCLA	L, 49-69
1/20/2017	at #10 Stanford	L, 46-73
1/13/2017	vs. #8 Washington	L, 73-90
1/1/2017	vs. #13 Stanford	L, 55-77
12/29/2016	vs. #21 California	L, 64-74

20-WIN SEASONS

Rk.	Coach	Seasons
1.	Joan Bonvicini (1991-2008)	8
2.	Adia Barnes (2016-present)	2
3.	Niya Butts (2008-16)	1

BARNES VS. THE PAC-12

Arizona State	5-6
California	4-6
Colorado	4-3
Oregon	2-10
Oregon State	2-6
Stanford	1-10
UCLA	2-6
USC	6-2
Utah	5-3
Washington	5-2

COACHING HONORS

2021 Naismith Coach of the Year Semifinalist
 2020 Naismith Coach of the Year Finalist

COACHING NOTES

- ▶ Agreed to a contract extension through the 2025-26 season.
- ▶ One of 11 coaches to play and coach in the NCAA Tournament at their alma mater.
- ▶ Barnes, Kelly Graves and Tara VanDerveer are the only Pac-12 coaches to have two 24-win seasons in their first four years at their respective school.
- ▶ Fastest coach to 75 wins in Arizona history
- ▶ Third-winningest coach in school history
- ▶ Second-most 20-win seasons in school history
- ▶ Through her first four seasons as head coach, Barnes won 68 games, the most of any Arizona coach in program history in their first four seasons
- ▶ Married to assistant coach Salvo Coppa and has one son, Matteo and one daughter, Capri

TRACKING THE WILDCATS

Overall.....	17-5
vs. Pac-12 teams.....	14-5
vs. Non-Conference foes.....	3-0
At home.....	10-1
On the road.....	4-3
At neutral sites.....	2-1
In overtime.....	0-2
vs. Ranked Teams (AP Poll).....	3-3
vs. Teams Receiving Votes for Top 25 (AP Poll).....	1-0
In games decided by 3 points or less.....	3-2
In games decided by 4-5 points.....	0-0
In games decided by 6-10 points.....	3-1
In games decided by 11-19 points.....	6-1
In games decided by 20-plus points.....	6-1
Scoring first.....	9-3
Leading at half.....	14-2
Tied at half.....	0-0
Trailing at half.....	3-3
Leading with 10:00 remaining.....	15-1
Trailing with 10:00 remaining.....	1-4
Tied with 10:00 remaining.....	1-0
Leading with 5:00 remaining.....	16-1
Trailing with 5:00 remaining.....	0-4
Tied with 5:00 remaining.....	1-0
Arizona shoots 40% or better.....	12-0
Arizona shoots less than 40%.....	5-5
Arizona shoots better than opponent.....	14-0
Opponent shoots better.....	3-5
Opponent shoots 40% or better.....	1-4
Arizona out-rebounds opponent.....	9-1
Opponent out-rebounds Arizona.....	7-4
Arizona shoots 70% or better from FT line.....	8-3
Arizona has more FT attempts.....	10-3
Opponent has more FT attempts.....	7-2
Teams have equal FT attempts.....	0-0
Arizona shoots 40% or better from 3-pt.....	4-1
Arizona has more turnovers than opponent.....	3-2
Arizona has fewer turnovers than opponent.....	12-3
Arizona scored 100-plus points.....	0-0
Arizona scores 90-plus points.....	1-0
Arizona scores 80-89 points.....	0-0
Arizona scores 70-79 points.....	6-0
Arizona scores 60-69 points.....	8-2
Arizona scores 50-59 points.....	2-1
Arizona scores less than 50 points.....	0-2
Opponent scores 90-plus points.....	0-0
Opponent scores 80-89 points.....	0-1
Opponent scores 70-79 points.....	1-1
Opponent scores 60-69 points.....	3-2
Opponent scores 50-59 points.....	8-1
Opponent scores fewer than 50 points.....	5-0
Arizona bench scores more.....	12-0
Opponent bench scores more.....	4-5
Arizona scores more fast break points.....	15-1
Opponent scores more fast break points.....	2-3
Fast break points are even.....	0-1
Arizona scores more points in the paint.....	11-2
Opponent scores more points in the paint.....	5-3
Points in paint are even.....	1-0
Arizona scores more points off turnovers.....	15-1
Opponent scores more points off turnovers.....	1-2
Points off turnovers are even.....	0-2
Arizona has more second chance points.....	8-2
Opponent has more second chance points.....	6-3
Second chance points are equal.....	3-0
Arizona By Day Of The Week...	
Sunday.....	6-2
Monday.....	2-1
Tuesday.....	0-0
Wednesday.....	1-0
Thursday.....	3-0
Friday.....	5-2
Saturday.....	0-0
Arizona By Time...	
Day.....	9-2
Night.....	8-3
Arizona By Uniform Color...	
White.....	10-2
Red.....	3-1
Blue.....	1-2
Grey.....	3-0

ARIZONA 2020-21 LEAD-DEFICIT

Opponent	Lead	Deficit	Run	Changes	Ties	Led	Trailed	Result
NAU	22	5	7-0	4	2	33:17	5:33	W, 76-63
#9 UCLA	8	11	9-0	3	5	17:21	19:03	W, 68-65
USC	8	11	11-0	6	10	13:13	18:27	W, 78-77
Arizona State	29	2	11-0	3	0	37:52	1:06	W, 65-37
at Colorado	4	12	7-0	7	2	5:59	32:30	W, 62-59
at Utah	19	3	12-0	3	3	37:12	1:05	W, 77-60
Idaho	57	0	24-0	0	0	38:59	0:00	W, 96-42
#1 Stanford	6	30	6-0	3	0	4:13	35:11	L, 81-54
California	41	0	12-0	0	0	38:52	0:00	W, 69-33
at Washington State	16	5	10-0	1	3	37:58	3:16	L, 71-69 OT
#10 Oregon	23	0	14-0	0	0	39:42	0:00	W, 57-41
Oregon State	20	9	10-0	1	0	32:22	6:36	W, 67-51
Utah	19	3	11-0	6	2	30:58	5:52	W, 66-54
at #11 Oregon	20	0	13-0	0	4	34:28	0:00	W, 79-59
Washington State	12	3	6-0	8	6	30:01	8:26	W, 60-51
Washington	26	2	9-0	1	1	37:24	0:44	W, 75-53
at California	9	4	9-0	11	8	31:29	4:47	W, 59-50
at #4 Stanford	5	16	6-0	2	3	7:09	28:52	L, 62-48
at Arizona State	8	8	11-0	13	10	10:44	27:10	L, 66-64 OT
vs. Washington State	20	0	11-0	0	0	38:54	0:00	W, 60-44
vs. #9 UCLA	3	10	8-0	4	5	4:16	28:38	L, 58-49
vs. Stony Brook	38	2	13-0	1	2	38:29	0:48	W, 79-44

ARIZONA 2020-21 RECORD BY STARTING LINEUP

Opponent	1	2	3	4	5	Record
NAU	McDonald	Pellington	Thomas	Baptiste	Reese	1-0
#9 UCLA	McDonald	Pellington	Thomas	Baptiste	Reese	2-0
USC	McDonald	Pellington	Thomas	Baptiste	Reese	3-0
Arizona State	McDonald	Yeane	Thomas	Baptiste	Reese	1-0
at Colorado	McDonald	Yeane	Thomas	Baptiste	Reese	2-0
at Utah	McDonald	Yeane	Thomas	Baptiste	Reese	3-0
Idaho	McDonald	Yeane	Thomas	Baptiste	Reese	4-0
#1 Stanford	McDonald	Yeane	Thomas	Baptiste	Reese	4-1
California	McDonald	Yeane	Thomas	Baptiste	Reese	5-1
at Washington State	McDonald	Yeane	Thomas	Baptiste	Reese	5-2
#10 Oregon	McDonald	Yeane	Thomas	Baptiste	Reese	6-2
Oregon State	McDonald	Yeane	Thomas	Baptiste	Reese	7-2
Utah	McDonald	Yeane	Thomas	Baptiste	Reese	8-2
at #11 Oregon	McDonald	Yeane	Thomas	Baptiste	Reese	9-2
Washington State	McDonald	Yeane	Thomas	Baptiste	Reese	10-2
Washington	McDonald	Yeane	Thomas	Baptiste	Reese	11-2
at California	McDonald	Yeane	Thomas	Baptiste	Reese	12-2
at #4 Stanford	McDonald	Yeane	Thomas	Baptiste	Reese	12-3
at Arizona State	McDonald	Yeane	Thomas	Baptiste	Reese	12-4
vs. Washington State	McDonald	Yeane	Thomas	Baptiste	Reese	13-4
vs. #9 UCLA	McDonald	Yeane	Thomas	Baptiste	Reese	13-5
vs. Stony Brook	McDonald	Yeane	Thomas	Baptiste	Reese	14-5

2020-21 SPECIALTY STATS COMPARISON

Opponent	Paint	Off TO	2nd Chance	Fast Break	Bench
NAU	60/26	22/2	13/8	15/10	8/5
#9 UCLA	30/34	13/12	16/18	14/15	18/17
USC	44/34	14/9	9/4	30/8	21/24
Arizona State	18/12	24/11	7/9	13/2	17/7
at Colorado	16/28	9/15	12/8	9/3	18/18
at Utah	42/20	29/12	15/14	13/0	28/19
Idaho	56/16	22/9	25/6	19/3	58/10
#1 Stanford	16/24	10/10	6/10	12/15	13/24
California	50/22	26/3	4/7	27/7	20/3
at Washington State	26/42	13/19	12/3	13/12	12/19
#10 Oregon	16/20	26/10	6/13	10/4	10/17
Oregon State	22/22	14/6	7/7	16/1	21/16
Utah	42/26	21/13	10/7	30/11	15/26
at #11 Oregon	32/38	13/9	7/14	16/6	14/21
Washington State	36/18	15/8	12/2	16/6	16/4
Washington	26/18	17/10	10/10	19/1	16/7
at California	32/34	21/8	7/15	6/9	9/6
at #4 Stanford	10/24	8/8	5/9	5/6	2/8
at Arizona State	30/26	21/11	3/4	11/16	0/15
vs. Washington State	40/12	23/15	8/8	17/7	13/7
vs. #9 UCLA	26/20	6/8	11/5	16/16	6/9
vs. Stony Brook	44/18	25/8	6/3	11/8	19/16

(Arizona/Opponent)

SCORING MARGIN TRACKER

Total	1	2	3	4	5	6	7	8	9	10	11-15	16-20	21+	30+
Win (17)	1	0	2	0	0	0	0	0	2	0	2	5	2	3
Loss (5)	0	2	0	0	0	0	0	0	1	0	1	0	1	0

THE LAST TIME ...

ARIZONA

As A Team:

Scored 100 Points: 100 vs. Montana (12-5-18)
Scored 90 Points: 96 vs. Idaho (12-23-20)
Scored 80 Points: 86 vs. Cal (3-6-20)
Scored Less Than 50 Points: 49 vs. UCLA (3-5-21)
Scored Less Than 40 Points: 38 at Colorado (2-23-20)
Won By 50 Points: 54 vs. Idaho (12-23-20)
Won By 40 Points: 44 vs. UC Riverside (11-29-19)
Won By 30 Points: 35 vs. Stony Brook (3-22-21)
Shot 65% Or Better: 65.9% vs. USC (1-15-04)
Shot 60% Or Better: 62.3% (43 of 69) vs. Oregon (12-31-10)
Shot 70% 3FG Or Better: 75% (12 of 16) vs. Washington (2-14-21)
Shot 60% 3FG Or Better: 66.7% (8 of 16) vs. Stony Brook (3-22-21)
Made 10 Three-Pointers: 12 (of 16) vs. Washington (2-14-21)
Shot 90% On Free Throws: 90% (9 of 10) vs. Washington (2-14-21)
Shot 85% On Free Throws: 87.5% (14 of 16) at California (2-19-21)
Had 50 Rebounds: 54 vs. Idaho (12-23-20)
Had 20 Offensive Rebounds: 21 vs. Idaho (12-23-20)
Had 20 Assists: 25 vs. Cal (3-6-20)
Had 20 Turnovers: 20 vs. Washington (2-14-21)
Had Less Than 10 Turnovers: 6 at California (2-19-21)
Had 10 Steals: 17 vs. Stony Brook (3-22-21)
Had 10 Blocks: 11 vs. Northern Arizona (12-21-18)
Had Pair of 20-Point Scorers: vs. Washington (2-14-21)
 McDonald (20) & Thomas (20)
 vs. Oregon (1-13-13)
Had 6 Double-Digit Scorers: vs. Idaho (12-23-20)
Had 5 Double-Digit Scorers: vs. Virginia (11-26-95)
Had No Double-Digit Scorers: at USC (1-3-20)
 Semaj Smith (12) & Cate Reese (11)
Had Three 10+ Rebounders: vs. Arizona State (03-12-94)
 Conway (11), Dove (11) & Thompson (10)
 54 vs. Idaho (12-23-20)
Scored 50 Points In 1st Half: 50 at Washington State (2-9-19)
Scored 50 Points In 2nd Half: 17 vs. UCLA (3-5-21)
Scored 20 Or Fewer In 1st Half: 20 at Wahsington State (1-10-21)
Scored 20 Or Fewer In 2nd Half: vs. USC (2-5-16)
Failed To Make a 3FG: 11 at Colorado (12-18-20)
Erased a 10+ point deficit: W, 73-72 vs. Stanford (2-28-20)
Won an OT Game: L, 66-64 at Arizona State (2-28-21)
Lost an OT Game: W, 76-74 vs. Southern Utah (12-20-17)
Won a 2OT Game: L, 65-60 vs. Oregon State (3-3-19)
Lost a 2OT Game: W, 93-88 vs. LMU (11-14-08)
Won a 3OT Game: L, 98-93 vs. UCLA (1-27-19)
Lost a 3OT Game: Never
Won a 4OT Game: L, 80-74 vs. Alabama (11-29-87)
Lost a 4OT Game: 79-59 at No. 11 Oregon (2-8-21)
Defeated a Ranked Team: 58-49 vs. No. 9 UCLA (3-5-21)
Lost To a Ranked Team: Never
Ranked AP No. 1: Never
Ranked in AP Top 5: Never
Ranked in AP Top 10: Feb. 22, 2021 (No. 9)
Ranked in AP 11-25: Mar. 15, 2021 (No. 11)

As An Individual:

Had a Triple-Double: Davellyn Whyte (31 pts, 16 rebs, 10 assts) vs. Arizona State (2-19-13)
Had a Dbl.-Dbl. (Pts/Reb): Aari McDonald (23 points & 11 rebounds) at Wahsington State (1-10-21)
Had a Dbl.-Dbl. (Pts/Asst): Aari McDonald (15 pts, 14 assts) vs. PVAMU (11-20-19)
Scored 20+ Pts w/ 10+ Rebs: Aari McDonald (23 points & 11 rebounds) at Wahsington State (1-10-21)
Scored 30+ Pts w/ 10+ Rebs: Aari McDonald (34 pts, 11 rebs) vs. Utah (1-6-19)
Scored 20+ Pts w/ 20+ Rebs: Ify Ibekwe (22 pts, 22 rebs) vs. ASU (2-13-11)
Two Doubles-Doubles: Reese (20p, 10r) & McDonald (15p, 14a) vs. PVAMU (11-20-19)
Scored 40 Points: Aari McDonald (44) at Texas (11-17-19)
Scored 30 Points: Aari McDonald (30) at ASU (2-28-21)
Scored 20 Points: Aari McDonald (20) vs. Stony Brook (3-22-21)
Had 20+ Rebounds: Ify Ibekwe (22) vs. ASU (2-13-11)
Had 15-19 Rebounds: Cate Reese (17) vs. USC (2-2-20)
Had 7+ Offensive Rebounds: Lauren Ware (8) vs. Idaho (12-23-20)
Had 10+ Assists: Aari McDonald (14) vs. PVAMU (11-20-19)
Had 5+ Steals: Sam Thomas (6) vs. Stony Brook (3-22-21)
Had 5+ Blocks: Sam Thomas (5) at Colorado (2-23-20)
Made 10+ Free Throws: Sam Thomas (13) at Utah (2-21-20)

VERSUS ARIZONA

As A Team:

Scored 100 Points: 103 - Utah State (3-17-11)
Scored 90 Points: 90 - Washington State (2-9-19)
Scored 80 Points: 81 - Stanford (1-1-21)
Scored Less Than 50 Points: 44 - Stony Brook (3-22-21)
Scored Less Than 40 Points: 36 - California (1-3-21)
Shot 65% Or Better: 67.8% (40-59) - USC (2-14-87)
Shot 60% Or Better: 63.5% (40-63) - Stanford (1-17-14)
Shot 50% Or Better: 53.2% (33-62) - Oregon (3-7-20)
Shot Less Than 30%: 29.2% (14-48) - Stony Brook (3-22-21)
Shot Less Than 25%: 23.1% (12-52) - Monmouth (12-2-19)
Shot 60% 3FG Or Better: 61.5% (8-13) - NAU (12-7-17)
Shot 50% 3FG Or Better: 55.6% (10-18) - Arizona State (2-28-21)
Shot Less Than 20% 3FG: 16.7% (1-6) - California (1-3-21)
Shot Less Than 10% 3FG: 8.3% (1-12) - California (2-19-21)
Made 15 Three-Pointers: 15 (of 31) - Oregon (3-7-20)
Made 10 Three-Pointers: 10 (of 18) - Arizona State (2-28-21)
Shot 90% On Free Throws: 90% (9-10) - Stanford (1-13-19)
Shot 85% On Free Throws: 87.5% (14-16) - Stony Brook (3-22-21)
Shot Less Than 50% On FT's: 40% (6-15) - California (1-3-21)
Had 50 Rebounds: 51 - Stanford (1-1-21)
Had 20 Offensive Rebounds: 23 - TCU (4-1-19)
Had 20 Assists: 23 - Oregon (2-7-20)
Had 20 Turnovers: 25 - Stony Brook (3-22-21)
Had Less Than 10 Turnovers: 6 - Oregon (2-8-21)
Had 10 Steals: 10 - Washington (2-14-21)
Had 10 Blocks: 10 - Oregon State (1-14-20)
Had 30-Pt & 20-Pt Scorers: Hristova (37) & Molina (28) at Washington State (2-9-19)
 Onyenwere (28) & Dean (26)
 UCLA (3OT) (1-27-19)
 Oregon (2-11-10)
Had 6 Double-Digit Scorers: Utah (1-6-19)
Had 5 Double-Digit Scorers: UC Riverside (11-29-19)
Had No Double-Digit Scorers: Onyah & Daniels (10)
Had Two 10+ Rebounders: California (2-19-21)
 51- Utah (1-6-19)
Scored 50+ Points In 1st Half: 50 - Oregon State (1-14-18)
Scored 50+ Points In 2nd Half: 20 - Stony Brook (3-22-21)
Scored 20 Or Less In 1st Half: 20 - Washington State (2-12-21)
Scored 20 Or Less In 2nd Half: Never
Did Not Score in OT period: Never
Failed To Make a 3FG: 0 (of 9) - Oregon State (1-14-10)

As An Individual:

Had a Triple-Double: Sabrina Ionescu - Oregon (2-7-20)
 15 pts, 11 rebs, 10 assts
Had a Dbl-Dbl (Pts/Reb): Haley Jones - Stanford (1-1-21)
 18 points, 10 rebounds
Had a Dbl-Dbl (Pts/Asst): Destiny Slocum - OSU (2-9-20)
 11 points, 10 assists
Had 30+ Points & 10+ Rebounds: Ogwumike - Stanford (3-11-11)
 32 pts, 10 rebs
Had 20+ Points & 15+ Rebounds: Jillian Alleyne - Oregon (1-31-14)
 29 pts, 20 rebs
Had 20+ Points & 10+ Rebounds: Dalayah Daniels - California (2-19-21)
 24 points, 10 rebounds
Two Double-Doubles: Pivec & Slocum - OSU (2-9-20)
 17p, 11r & 15p, 11r, 10a
Scored 40 Points: Karon Howell (46) - USC (2-18-89)
Scored 30 Points: Sabrina Ionescu - Oregon (3-7-20)
Scored 20 Points: Michaela Onyenwere - UCLA (3-5-21)
Had 20+ Rebounds: Kristine Anigwe - California (2-24-19)
Had 15-19 Rebounds: Onyenwere (16) - UCLA (12-4-20)
Had 7+ Offensive Rebounds: Sabrina Ionescu - Oregon (2-7-20)
Had 10+ Assists: Destiny Slocum - Oregon State (2-9-20)
Had 5+ Steals: Erika Bean (5) - Utah (2-15-19)
Had 5+ Blocks: Cameron Brink - Stanford (1-1-21)
Made 10+ Free Throws: Michaela Onyenwere - UCLA (3-5-21)
Made 15+ Free Throws: Boyd (15 of 17) - Cal (1-20-14)

BY THE NUMBERS

TIMES LED ARIZONA IN SCORING (incl. ties)

Player	20-21	Career
Aari McDonald	14	66
Cate Reese	3	16
Trinity Baptiste	3	3
Sam Thomas	2	13
Shaina Pellington	1	1

TIMES LED ARIZONA IN REBOUNDS (incl. ties)

Player	20-21	Career
Trinity Baptiste	8	8
Lauren Ware	6	6
Cate Reese	5	41
Aari McDonald	5	28
Helena Pueyo	3	4
Sam Thomas	2	23
Semaj Smith	0	4

TIMES LED ARIZONA IN ASSISTS (incl. ties)

Player	20-21	Career
Aari McDonald	18	59
Sam Thomas	3	23
Bendu Yeane	3	3
Helena Pueyo	1	5
Cate Reese	1	2
Trinity Baptiste	1	1
Lauren Ware	1	1
Mara Mote	0	1
Semaj Smith	0	1

TIMES LED ARIZONA IN STEALS (incl. ties)

Player	20-21	Career
Aari McDonald	12	45
Sam Thomas	8	39
Helena Pueyo	5	8
Cate Reese	4	13
Shaina Pellington	2	2
Lauren Ware	2	2
Bendu Yeane	1	1

TIMES LED ARIZONA IN BLOCKS (incl. ties)

Player	20-21	Career
Sam Thomas	10	60
Lauren Ware	10	10
Bendu Yeane	7	7
Cate Reese	2	21
Helena Pueyo	1	2
Trinity Baptiste	1	1
Semaj Smith	0	16
Sewal Gul	0	1
Aari McDonald	0	3

ARIZONA'S FIRST SUB

Player	20-21	Career
Helena Pueyo	16	39
Lauren Ware	12	12
Shaina Pellington	4	4
Bendu Yeane	3	3
Semaj Smith	0	20
Mara Mote	0	1

DOUBLE-FIGURE SCORING GAMES

Player	20-21	Career
Aari McDonald	22	100
Cate Reese	15	59
Trinity Baptiste	8	40
Sam Thomas	5	55
Bendu Yeane	4	11
Shaina Pellington	3	36
Helena Pueyo	2	10
Lauren Ware	2	2
Semaj Smith	0	2
Mara Mote	0	1

(career total includes previous schools)

DOUBLE-FIGURE REBOUNDING GAMES

Player	20-21	Career
Lauren Ware	2	2
Cate Reese	1	17
Trinity Baptiste	1	15
Aari McDonald	1	7
Sam Thomas	0	6
Bendu Yeane	0	3
Semaj Smith	0	2

(career total includes previous schools)

DOUBLE-DOUBLES

Player	20-21	Career
Lauren Ware	2	2
Cate Reese	1	17
Trinity Baptiste	1	13
Aari McDonald	1	9
Sam Thomas	0	3

(career total includes previous schools)

20-POINT GAMES

Player	20-21	Career
Aari McDonald	10	53
Cate Reese	3	12
Sam Thomas	1	4
Shaina Pellington	0	11
Trinity Baptiste	0	4

(career total includes previous schools)

30-POINT GAMES

Player	20-21	Career
Aari McDonald	2	11
Shaina Pellington	0	1
Cate Reese	0	1
Sam Thomas	0	1

(career total includes previous schools)

GAME-BY-GAME LEADERS

Game	Points	Rebounds	Assists
vs. NAU	Reese (21)	Reese (11)	McDonald (8)
vs. UCLA	Baptiste (18)	Baptiste (11)	McDonald (5)
vs. USC	McDonald (30)	Ware (12)	Yeane (3)
vs. ASU	McDonald (22)	Two (7)	Two (3)
at Colorado	McDonald (24)	McDonald (8)	Two (2)
at Utah	McDonald (19)	Two (6)	McDonald (6)
vs. Idaho	Pellington (16)	Ware (13)	McDonald (6)
vs. Stanford	Thomas (14)	Ware (6)	McDonald (5)
vs. Cal	Baptiste (17)	Ware (6)	McDonald (8)
at WSU	McDonald (23)	McDonald (11)	McDonald (7)
vs. Oregon	McDonald (16)	Three (6)	Two (3)
vs. OSU	McDonald (20)	Ware (9)	McDonald (4)
vs. Utah	McDonald (20)	Reese (9)	McDonald (4)
at Oregon	Reese (25)	Baptiste (7)	Two (4)
WSU	Reese (17)	Pueyo (9)	McDonald (3)
UW	Two (20)	Thomas (7)	McDonald (8)
at Cal	McDonald (28)	Baptiste (6)	Two (2)
at Stanford	McDonald (20)	Baptiste (9)	McDonald (4)
at ASU	McDonald (30)	Reese (8)	Ware (2)
vs. WSU	Baptiste (17)	Two (6)	McDonald (9)
vs. UCLA	McDonald (24)	McDonald (8)	Two (2)
vs. S. Brook	McDonald (20)	Three (6)	Yeane (6)

TEAM RANKINGS

STEALS PER GAME

Team	SPG	NCAA Rank
Arizona	10.8	19th
Washington	9.6	50th
UCLA	9.5	51st

FORCED TURNOVERS PER GAME

Team	TO	NCAA Rank
Arizona	18.4	56th
UCLA	17.6	75th
Arizona State	17.2	86th

SCORING DEFENSE

Team	PPG	NCAA Rank
Stanford	52.4	7th
Arizona	55.5	16th
Arizona State	56.7	24th

TURNOVER MARGIN

Team	TM	NCAA Rank
UCLA	+5.6	17th
Arizona	+5.5	21st
Stanford	+2.9	53rd

FIELD GOAL PCT. DEFENSE

Team	FG% Def.	NCAA Rank
Stanford	32.4%	2nd
Arizona	36.4%	29th
Oregon State	37%	42nd

FEWEST TURNOVERS PER GAME

Team	TO	NCAA Rank
UCLA	11.9	13th
Oregon	12.3	18th
Stanford	12.7	23rd
Arizona	12.9	34th

SCORING MARGIN

Team	SM	NCAA Rank
Stanford	+26.3	4th
UCLA	+14.1	18th
Oregon	+12.8	25th
Arizona	+11.6	29th

BLOCKS PER GAME

Team	BPG	NCAA Rank
Stanford	5.7	9th
Oregon State	5.2	20th
California	4.8	34th
Arizona	4.7	38th

INDIVIDUAL RANKINGS

POINTS PER GAME

Team	PPG	NCAA Rank
Aari McDonald	19.4	39th
Michaela Onyenwere (UCLA)	19.0	43rd
Charlisse Leger Walker (WSU)	18.8	49th

FIELD GOALS MADE

Team	FGM	NCAA Rank
Aari McDonald	153	78th
Michaela Onyenwere (UCLA)	152	84th
Kiana Williams (Stanford)	151	86th

FREE THROWS MADE

Team	FTM	NCAA Rank
Charlisse Leger-Walker (WSU)	103	44th
Jaddan Simmons (ASU)	96	59th
Michaela Onyenwere (UCLA)	91	79th
Aari McDonald	81	120th

ASSISTS PER GAME

Team	APG	NCAA Rank
Aleah Goodman (Oregon St.)	4.8	49th
Krystal Leger-Walker (WSU)	4.5	67th
Aari McDonald	4.5	69th

STEALS PER GAME

Team	SPG	NCAA Rank
Aari McDonald	2.7	23rd
Charlisse Leger-Walker (WSU)	2.3	82nd
Sam Thomas	2.2	87th

BLOCKS PER GAME

Team	BPG	NCAA Rank
Cameron Brink (Stanford)	2.4	24th
Angel Jackson (USC)	1.9	45th
Taylor Jones (Oregon State)	1.8	55th
Bella Murekatete (WSU)	1.6	79th
Ugonne Onyiah (Cal)	1.4	119th
Sedona Prince (Oregon)	1.3	126th
Lauren Ware (Arizona)	1.2	138th
Jordan Sanders (USC)	1.2	143rd
Sam Thomas	1.2	150th

CAREER ACTIVE LEADERS

Scoring List, NCAA (only 2,000 pt. scorers)

Player	GP	Points
1. Cierra Hooks (Ohio)	120	2,197
2. Aari McDonald	116	2,185
3. Micaela Kelly (CMU)	125	2,173
4. Chelsea Dungee (Arkansas)	129	2,147
5. Lindsey Pulliam (Northwestern)	122	2,021

Consecutive Games in Double Figures, NCAA

Player	Games
1. Aari McDonald	88
2. Micaela Kelly (Central Michigan)	72
3. Cierra Hooks (Ohio)	42

Scoring Average, NCAA

Player	GP	PPG
1. Dyaisha Fair (Buffalo)	54	22.9
2. Madison Siegrist (Villanova)	55	20.6
3. Rhyne Howard (Kentucky)	82	19.8
4. Vivian Gray (Texas Tech)	85	19.7
5. Kionna Jeter (Towson)	83	19.1
6. Aari McDonald	116	18.8

Made Field Goals, NCAA

Player	GP	FGM
1. Cierra Hooks (Ohio)	120	840
2. Micaela Kelly (CMU)	125	774
3. Aari McDonald	116	771

Scoring List, Pac-12

Player	GP	Points
1. Aari McDonald	116	2,185
2. Michaela Onyenwere (UCLA)	122	1,867
3. Kiana Williams (Stanford)	132	1,778

Made Free Throws, Pac-12

Player	GP	FTM
1. Aari McDonald	116	464
2. Michaela Onyenwere (UCLA)	122	349
3. Cate Reese	90	207
4. Mya Hollingshed (Colorado)	110	199
5. Kiana Williams (Stanford)	132	178
6. Dru Gylten (Utah)	75	173

Made Three-Pointers, Pac-12

Player	GP	3PM
1. Kiana Williams (Stanford)	132	300
2. Aleah Goodman (Oregon State)	116	239
3. Erin Boley (Oregon)	92	215
4. Aari McDonald	116	179
5. Sam Thomas	120	163

Blocks, Pac-12

Player	GP	Blocks
1. Sam Thomas	120	162
2. Taylor Jones (Oregon State)	51	94
3. Mya Hollingshed (Colorado)	110	86
4. Maya Dodson (Stanford)	68	78
Michaela Onyenwere (UCLA)	122	78

Steals, Pac-12

Player	GP	Steals
1. Aari McDonald	116	264
2. Sam Thomas	120	208
3. Michaela Onyenwere (UCLA)	122	148
4. Kiana Williams (Stanford)	132	144

Assists, Pac-12

Player	GP	Assists
1. Kiana Williams (Stanford)	132	445
2. Aari McDonald	116	415
3. Dru Gylten (Utah)	75	401



Trinity BAPTISTE

Forward • 6-0 • Senior • Tampa, Fla. (Virginia Tech/ Hillsborough High School)

#0

TOP PERFORMANCES

POINTS

Season: 18, 2x, last vs. Stony Brook (3/22/21)
Career: 24, vs. Richmond (11/25/18)

REBOUNDS

Season: 11, vs. UCLA (12/4/20)
Career: 17, vs. Gardner-Webb (12/8/19)

ASSISTS

Season: 3, 3x, last at Oregon (2/8/21)
Career: 5, vs. Furman (3/21/19)

STEALS

Season: 6, vs. Washington State (3/4/21)
Career: Same

BLOCKS

Season: 2, vs. UCLA (12/4/20)
Career: 2, 4x, last vs. UCLA (12/4/20)

FIELD GOALS MADE

Season: 8, 3x, last vs. Stony Brook (3/22/21)
Career: 9, 3x, last vs. Richmond (11/25/18)

3-PT FIELD GOALS MADE

Season: 2, 3x, last vs. Stony Brook (3/22/21)
Career: 3, 3x, last vs. Richmond (11/25/18)

FREE THROWS MADE

Season: 5, at Washington State (1/10/21)
Career: 10, vs. Miami (2/21/19)

MINUTES PLAYED

Season: 35, vs. UCLA (3/5/21)
Career: 41, at North Carolina St. (1/20/19)

- ▶ All-Pac-12 Honorable Mention
- ▶ Scored a season-high 18 points on Monday
- ▶ Arizona's leading rebounder and third-leading scorer.
- ▶ Has made 19 straight free throws.
- ▶ Grad transfer from Virginia Tech
- ▶ 2020 ACC Sixth Player of the Year
- ▶ Averaged 9.5 points and 6.4 rebounds per game off the bench at Virginia Tech

Baptiste's Game-by-Game Statistics

Opponent	Date	GS	MIN	Total		3-Pointers		Free throws		Rebounds				PF	A	T/O	BLK	STL	PTS	AVG	
				FG-FGA	PCT	3FG-3FGA	PCT	FT-FTA	PCT	OFF	DEF	TOT	AVG								
Northern Ariz.	11/29/2020	*	22:52	6-9	.667	0-0	.000	0-0	.000	3	0	3	3.0	1	2	2	1	0	12	12.0	
UCLA	12/04/2020	*	34:41	6-12	.500	2-5	.400	4-6	.667	5	6	11	7.0	3	0	2	2	1	18	15.0	
Southern California	12/06/2020	*	13:43	1-2	.500	0-0	.000	0-0	.000	0	0	0	4.7	4	1	3	0	0	2	10.7	
Arizona St.	12/10/2020	*	21:11	3-7	.429	1-4	.250	0-0	.000	1	4	5	4.8	2	2	1	0	0	7	9.8	
at Colorado	12/18/2020	*	30:09	1-6	.167	0-1	.000	1-2	.500	4	3	7	5.2	2	0	3	0	1	3	8.4	
at Utah	12/20/2020	*	28:12	2-6	.333	0-1	.000	1-2	.500	2	4	6	5.3	1	3	1	0	2	5	7.8	
Idaho	12/23/2020	*	15:12	4-6	.667	0-1	.000	0-0	.000	3	5	8	5.7	2	0	0	0	0	8	7.9	
Stanford	01/01/2021	*	22:07	1-3	.333	0-2	.000	0-0	.000	2	1	3	5.4	1	0	1	0	0	2	7.1	
California	01/03/2021	*	22:26	8-9	.889	0-0	.000	1-1	1.000	1	3	4	5.2	2	1	1	0	2	17	8.2	
at Washington St.	01/10/2021	*	27:17	1-4	.250	1-1	1.000	5-6	.833	2	6	8	5.5	2	0	3	0	1	8	8.2	
Oregon	01/14/2021	*	34:47	4-13	.308	2-4	.500	4-4	1.000	2	4	6	5.5	2	3	1	0	1	14	8.7	
Oregon St.	01/17/2021	*	30:45	2-8	.250	0-1	.000	2-2	1.000	3	5	8	5.8	2	1	1	0	1	6	8.5	
Utah	01/22/2021	*	24:37	0-3	.000	0-2	.000	2-2	1.000	2	1	3	5.5	4	0	3	0	0	2	8.0	
at Oregon	02/08/2021	*	30:54	5-9	.556	1-2	.500	2-2	1.000	1	6	7	5.6	2	3	2	0	0	13	8.4	
Washington St.	02/12/2021	*	19:08	3-9	.333	0-2	.000	0-0	.000	3	2	5	5.6	1	0	1	0	1	6	8.2	
Washington	02/14/2021	*	23:23	3-4	.750	1-1	1.000	0-0	.000	1	4	5	5.6	3	2	2	0	0	7	8.1	
at California	02/19/2021	*	25:27	3-13	.231	1-3	.333	4-4	1.000	3	3	6	5.6	2	0	0	0	1	11	8.3	
at Stanford	02/22/2021	*	28:29	2-8	.250	1-2	.500	0-0	.000	1	8	9	5.8	2	1	2	0	1	5	8.1	
at Arizona St.	02/28/2021	*	30:30	3-8	.375	0-1	.000	0-0	.000	2	2	4	5.7	3	1	1	0	1	6	8.0	
vs Washington St.	03/04/2021	*	25:59	8-11	.727	1-1	1.000	0-0	.000	3	3	6	5.7	2	0	3	0	6	17	8.5	
vs UCLA	03/05/2021	*	35:24	2-7	.286	0-1	.000	1-1	1.000	2	4	6	5.7	4	0	4	0	0	5	8.3	
vs Stony Brook	03/22/2021	*	21:06	8-10	.800	2-2	1.000	0-0	.000	2	4	6	5.7	4	0	0	0	3	18	8.7	
Totals			22	568:18	76-167	.455	13-37	.351	27-32	.844	48	78	126	5.7	51	20	37	3	22	192	8.7

Player Averages

Games Played	Minutes/ game	Points/ game	FG Pct	3FG Pct	FT Pct	Rebounds/ game	Assists/ game	Turnovers/ game	Assist/Turnover ratio	Steals/ game	Blocks/ game
22	25.8	8.7	45.5	35.1	84.4	5.7	0.9	1.7	0.5	1.0	0.1

Baptiste's Career Statistics

SEASON	TEAM	GP-GS	MIN/AVG	Field Goals		3-Point		F-Throws		Rebounds				Scoring						
				FG-FGA	FG%	3FG-FGA	3FG%	FT-FTA	FT%	OFF	DEF	TOT	AVG	PF-FO	AST	TO	BLK	STL	PTS	AVG
2018-19	Hokies	34-19	935/27.5	125-252	.496	21-38	.553	83-97	.856	88	169	257	7.6	103-3	50	72	8	28	354	10.4
2019-20	Hokies	30-7	687/22.9	105-240	.438	19-51	.373	56-66	.848	55	137	192	6.4	70-2	29	55	7	16	285	9.5
2020-21	UA	22-22	568/25.8	76-167	.455	13-37	.351	27-32	.844	48	78	126	5.7	51-0	20	37	3	22	192	8.7
TOTAL FOR UA		22-22	568/25.8	76-167	.455	13-37	.351	27-32	.844	48	78	126	5.7	51-0	20	37	3	22	192	8.7
TOTAL		86-48	2191/25.5	306-659	.464	53-126	.421	166-195	.851	191	384	575	6.7	224-5	99	164	18	66	831	9.7



Shaina PELLINGTON

Guard • 5-8 • RS Junior • Pickering, Ontario, Canada (Oklahoma/Dunbarton)

#1

TOP PERFORMANCES

POINTS

Season: 16, vs. Idaho (12/23/20)
 Career: 33, vs. W. Kentucky (11/9/18)

REBOUNDS

Season: 4, 2x, last vs. Utah (1/22/21)
 Career: 9, vs. W. Kentucky (11/9/18)

ASSISTS

Season: 4, vs. Washington (2/14/21)
 Career: 9, vs. DePaul (12/9/18)

STEALS

Season: 2, 2x, last vs. Oregon St. (1/17/21)
 Career: 4, vs. Texas Tech (1/2/19)

BLOCKS

Season: 1, 3x, last vs. UCLA (3/5/21)
 Career: 2, vs. Texas Tech (1/2/19)

FIELD GOALS MADE

Season: 8, vs. Idaho (12/23/20)
 Career: 11, 3x, last vs. NW St. (11/15/18)

3-PT FIELD GOALS MADE

Season: 1, vs. Washington (2/14/21)
 Career: 3, vs. W. Kentucky (11/9/18)

FREE THROWS MADE

Season: 3, 2x, last vs. WSU (2/12/21)
 Career: 10, 2x, last vs. WKU (11/9/18)

MINUTES PLAYED

Season: 22, vs. Stanford (1/1/21)
 Career: 40, 3x, last vs. DePaul (12/9/18)

- ▶ One of three Wildcats with NCAA Tournament experience
- ▶ Transferred to Arizona from Oklahoma last season
- ▶ 2018 Big 12 Freshman of the Year
- ▶ Helped Canada qualify for the 2020 Olympics

Pellington's Game-by-Game Statistics

Opponent	Date	GS	MIN	Total		3-Pointers		Free throws		Rebounds				PF	A	T/O	BLK	STL	PTS	AVG
				FG-FGA	PCT	3FG-3FGA	PCT	FT-FTA	PCT	OFF	DEF	TOT	AVG							
Northern Ariz.	11/29/2020	*	19:08	5-11	.455	0-0	.000	1-2	.500	0	2	2	2.0	2	0	0	0	0	11	11.0
UCLA	12/04/2020	*	12:35	2-5	.400	0-2	.000	0-0	.000	1	0	1	1.5	2	0	1	0	0	4	7.5
Southern California	12/06/2020	*	11:10	0-2	.000	0-0	.000	0-0	.000	0	0	0	1.0	1	1	0	1	1	0	5.0
Arizona St.	12/10/2020		13:55	1-3	.333	0-1	.000	2-4	.500	0	2	2	1.3	3	2	5	0	0	4	4.8
at Colorado	12/18/2020		11:13	2-5	.400	0-1	.000	3-4	.750	0	1	1	1.2	2	0	0	0	1	7	5.2
at Utah	12/20/2020		20:53	4-8	.500	0-1	.000	1-4	.250	1	2	3	1.5	2	0	0	0	0	9	5.8
Idaho	12/23/2020		16:42	8-12	.667	0-4	.000	0-1	.000	1	1	2	1.6	2	1	1	1	2	16	7.3
Stanford	01/01/2021		22:14	3-15	.200	0-3	.000	2-3	.667	1	3	4	1.9	0	0	1	0	1	8	7.4
California	01/03/2021		20:12	2-6	.333	0-0	.000	1-2	.500	2	0	2	1.9	3	3	2	0	1	5	7.1
at Washington St.	01/10/2021		22:57	3-7	.429	0-0	.000	2-2	1.000	1	0	1	1.8	2	1	2	0	1	8	7.2
Oregon	01/14/2021		14:49	1-7	.143	0-1	.000	1-2	.500	1	1	2	1.8	0	0	1	0	1	3	6.8
Oregon St.	01/17/2021		05:38	1-3	.333	0-0	.000	0-0	.000	1	0	1	1.8	1	0	0	0	2	2	6.4
Utah	01/22/2021		19:42	4-7	.571	0-1	.000	0-5	.000	1	3	4	1.9	1	1	3	0	1	8	6.5
at Oregon	02/08/2021		12:35	2-6	.333	0-0	.000	0-2	.000	1	0	1	1.9	0	1	0	0	0	4	6.4
Washington St.	02/12/2021		16:13	2-5	.400	0-0	.000	3-4	.750	0	3	3	1.9	1	1	0	0	1	7	6.4
Washington	02/14/2021		19:30	4-6	.667	1-1	1.000	2-2	1.000	1	0	1	1.9	3	4	3	0	1	11	6.7
at California	02/19/2021		15:14	2-4	.500	0-1	.000	0-0	.000	0	2	2	1.9	2	0	0	0	0	4	6.5
at Stanford	02/22/2021		10:19	0-2	.000	0-0	.000	0-0	.000	0	1	1	1.8	1	1	0	0	0	0	6.2
at Arizona St.	02/28/2021		06:54	0-1	.000	0-0	.000	0-0	.000	0	2	2	1.8	2	0	3	0	0	0	5.8
vs Washington St.	03/04/2021		19:10	2-7	.286	0-0	.000	0-2	.000	1	2	3	1.9	1	0	1	1	0	4	5.8
vs UCLA	03/05/2021		12:12	3-5	.600	0-1	.000	0-0	.000	0	1	1	1.9	1	0	0	0	0	6	5.8
vs Stony Brook	03/22/2021		18:43	2-8	.250	0-0	.000	1-4	.250	1	0	1	1.8	1	3	1	0	0	5	5.7
Totals			3 341:57	53-135	.393	1-17	.059	19-43	.442	14	26	40	1.8	33	19	24	3	13	126	5.7

Player Averages

Games Played	Minutes/game	Points/game	FG Pct	3FG Pct	FT Pct	Rebounds/game	Assists/game	Turnovers/game	Assist/Turnover ratio	Steals/game	Blocks/game
22	15.5	5.7	39.3	5.9	44.2	1.8	0.9	1.1	0.8	0.6	0.1

Pellington's Career Statistics

SEASON	TEAM	GP-GS	MIN/AVG	Field Goals		3-Point		F-Throws		Rebounds				Scoring						
				FG-FGA	FG%	3FG-FGA	3FG%	FT-FTA	FT%	OFF	DEF	TOT	AVG	PF-FO	AST	TO	BLK	STL	PTS	AVG
2017-18	OU	31-20	845/27.3	163-331	.492	0-3	.000	81-137	.591	26	58	84	2.7	80-3	68	89	4	26	407	13.1
2018-19	OU	23-12	535/23.3	113-275	.411	7-51	.137	66-109	.606	19	64	83	3.6	57-3	64	71	4	23	299	13.0
2020-21	UA	22-3	342/15.5	53-135	.393	1-17	.059	19-43	.442	14	26	40	1.8	33-0	19	24	3	13	126	5.7
TOTAL FOR UA		22-3	342/15.5	53-135	.393	1-17	.059	19-43	.442	14	26	40	1.8	33-0	19	24	3	13	126	5.7
TOTAL		76-35	1722/22.7	329-741	.444	8-71	.113	166-289	.574	59	148	207	2.7	170-6	151	184	11	62	832	10.9



Aari

McDONALD

Guard • 5-6 • Senior • Fresno, Calif. (Washington/Brookside Christian HS)

#2

TOP PERFORMANCES

POINTS

Season: 30, 2x, last at ASU (2/28/21)
Career: 44, at Texas (11/17/19)

REBOUNDS

Season: 11, at Washington State (1/10/21)
Career: 12, 3x, last vs. Tenn. St. (12/12/19)

ASSISTS

Season: 8, 3x, last vs. Wash. (2/14/21)
Career: 14, vs. PVAMU (11/20/19)

STEALS

Season: 6, 3x, last at ASU (2/28/21)
Career: 8, at Colorado (1/4/19)

BLOCKS

Season: 1, at ASU (2/28/21)
Career: 1, 9x, last at ASU (2/28/21)

FIELD GOALS MADE

Season: 12, vs. USC (12/6/20)
Career: 14, 3x, last vs. Oregon (3/7/20)

3-PT FIELD GOALS MADE

Season: 5, vs. ASU (12/10/20)
Career: 5, 5x, last vs. ASU (12/10/20)

FREE THROWS MADE

Season: 11, at Colorado (12/18/20)
Career: 20, vs. LMU (11/13/18)

MINUTES PLAYED

Season: 43, at ASU (2/28/21)
Career: 50, vs. UCLA (1/27/19)

- ▶ Pac-12 Player of the Year and Pac-12 Co-Defensive Player of the Year
- ▶ Associated Press and ESPN Second Team All-American
- ▶ First three-time AP All-American in school history
- ▶ Arizona's first Conference Player of the Year since Adia Barnes (1998)
- ▶ First Pac-12 Player of the Year and Defensive Player of the Year since Chiney Ogwumike
- ▶ Has led the Pac-12 in scoring and steals per game three-straight seasons
- ▶ Only player in conference history to lead in scoring and steals three years in a row
- ▶ Second in career points among active players.
- ▶ Has scored in double-figures in 88-straight games, the longest active streak in the nation
- ▶ At least three steals in each of her last eight games
- ▶ Fourth all-time in scoring in Arizona history and 15th in Pac-12 history
- ▶ Scored her 2,000th career point vs. Utah on Jan. 22
- ▶ Shooting 91% from the free throw line in the last nine games (43-47)
- ▶ One of three Wildcats with NCAA Tournament experience
- ▶ Two-time Pac-12 Defensive Player of the Year
- ▶ Holds the school records for single-season and single-game scoring

McDonald's Game-by-Game Statistics

Opponent	Date	GS	MIN	Total		3-Pointers		Free throws		Rebounds				PF	A	T/O	BLK	STL	PTS	AVG	
				FG-FGA	PCT	3FG-3FGA	PCT	FT-FTA	PCT	OFF	DEF	TOT	AVG								
Northern Ariz.	11/29/2020	*	29:30	6-17	.353	3-9	.333	3-4	.750	0	7	7	7.0	2	8	4	0	6	18	18.0	
UCLA	12/04/2020	*	34:20	7-16	.438	1-6	.167	2-4	.500	1	3	4	5.5	2	5	3	0	2	17	17.5	
Southern California	12/06/2020	*	38:49	12-20	.600	1-5	.200	5-7	.714	0	4	4	5.0	2	2	5	0	0	30	21.7	
Arizona St.	12/10/2020	*	29:09	8-17	.471	5-11	.455	1-1	1.000	2	5	7	5.5	1	3	5	0	1	22	21.8	
at Colorado	12/18/2020	*	36:49	5-15	.333	3-8	.375	11-11	1.000	0	8	8	6.0	2	2	2	0	1	24	22.2	
at Utah	12/20/2020	*	29:21	7-20	.350	3-7	.429	2-2	1.000	1	5	6	6.0	2	6	6	0	6	19	21.7	
Idaho	12/23/2020	*	19:22	4-8	.500	2-5	.400	1-2	.500	2	3	5	5.9	2	6	1	0	2	11	20.1	
Stanford	01/01/2021	*	31:01	3-18	.167	1-6	.167	5-8	.625	0	3	3	5.5	1	5	2	0	1	12	19.1	
California	01/03/2021	*	29:07	5-10	.500	0-2	.000	2-2	1.000	1	2	3	5.2	0	8	2	0	6	12	18.3	
at Washington St.	01/10/2021	*	42:51	9-20	.450	1-4	.250	4-6	.667	0	11	11	5.8	3	7	6	0	1	23	18.8	
Oregon	01/14/2021	*	30:28	6-14	.429	2-6	.333	2-6	.333	0	2	2	5.5	2	2	1	0	4	16	18.5	
Oregon St.	01/17/2021	*	35:53	8-22	.364	4-10	.400	0-1	.000	3	4	7	5.6	1	4	2	0	0	20	18.7	
Utah	01/22/2021	*	29:53	7-19	.368	1-5	.200	5-6	.833	0	2	2	5.3	2	4	3	0	3	20	18.8	
at Oregon	02/08/2021	*	29:50	4-16	.250	1-3	.333	4-4	1.000	1	5	6	5.4	1	4	2	0	0	13	18.4	
Washington St.	02/12/2021	*	33:59	5-21	.238	1-6	.167	3-4	.750	1	4	5	5.3	0	3	2	0	3	14	18.1	
Washington	02/14/2021	*	31:18	6-13	.462	2-4	.500	6-6	1.000	0	2	2	5.1	2	8	6	0	3	20	18.2	
at California	02/19/2021	*	36:10	11-23	.478	1-4	.250	5-5	1.000	0	4	4	5.1	1	2	1	0	3	28	18.8	
at Stanford	02/22/2021	*	35:14	8-24	.333	0-6	.000	4-4	1.000	3	2	5	5.1	4	4	3	0	3	20	18.8	
at Arizona St.	02/28/2021	*	43:17	10-19	.526	2-5	.400	8-9	.889	2	2	4	5.0	2	1	4	1	6	30	19.4	
vs Washington St.	03/04/2021	*	31:00	6-17	.353	1-7	.143	0-0	.000	1	4	5	5.0	3	9	3	0	3	13	19.1	
vs UCLA	03/05/2021	*	36:09	8-24	.333	2-6	.333	6-7	.857	1	7	8	5.1	4	2	5	0	3	24	19.3	
vs Stony Brook	03/22/2021	*	24:14	8-14	.571	2-5	.400	2-2	1.000	0	0	0	4.9	3	4	4	0	3	20	19.4	
Totals			22	717:44	153-387	.395	39-130	.300	81-101	.802	19	89	108	4.9	42	99	72	1	60	426	19.4

Player Averages

Games Played	Minutes/game	Points/game	FG Pct	3FG Pct	FT Pct	Rebounds/game	Assists/game	Turnovers/game	Assist/Turnover ratio	Steals/game	Blocks/game
22	32.6	19.4	39.5	30.0	80.2	4.9	4.5	3.3	1.4	2.7	0.0

- ▶ AP & ESPN Second Team All-American
- ▶ Naismith Defensive Player of the Year Semifinalist
- ▶ Pac-12 Player of the Year
- ▶ Wade Trophy Watch List
- ▶ Pac-12 Co-Defensive Player of the Year
- ▶ All-Pac-12 & Pac-12 All-Defense
- ▶ Nancy Lieberman Award Finalist
- ▶ Senior CLASS Award Candidate
- ▶ Wooden Award Finalist
- ▶ Pac-12 Player of the Week
- ▶ Naismith Player of the Year Semifinalist
- ▶ Preseason AP All-American

McDonald's Career Statistics

SEASON	TEAM	GP-GS	MIN/AVG	Field Goals		3-Point		F-Throws		Rebounds				Scoring						
				FG-FGA	FG%	3FG-FGA	3FG%	FT-FTA	FT%	OFF	DEF	TOT	AVG	PF-FO	AST	TO	BLK	STL	PTS	AVG
2016-17	UW	28-21	675/24.1	97-205	.473	33-100	.330	46-69	.667	20	55	75	2.7	61-0	39	45	3	40	273	9.8
2018-19	UA	37-37	1324/35.8	311-688	.452	65-231	.281	203-269	.755	40	199	239	6.5	93-0	172	140	4	96	890	24.1
2019-20	UA	29-29	920/31.7	210-459	.458	42-151	.278	134-170	.788	41	121	162	5.6	61-1	105	110	1	68	596	20.6
2020-21	UA	22-22	718/32.6	153-387	.395	39-130	.300	81-101	.802	19	89	108	4.9	42-0	99	72	1	60	426	19.4
TOTAL FOR UA	88-88	2962/33.7	674-1534	.439	146-512	.285	418-540	.774	100	409	509	5.8	196-1	376	322	6	224	1912	21.7	
TOTAL	116-109	3637/31.4	771-1739	.443	179-612	.292	464-609	.762	120	464	584	5.0	257-1	415	367	9	264	2185	18.8	



Tara MANUMALEUGA

Guard • 5-10 • Sophomore • Queensland, Australia (Hillcrest Christian College)

#3

TOP PERFORMANCES

POINTS

Season: 9, vs. Idaho (12/23/20)
Career: 9, 2x, last vs. Idaho (12/23/20)

REBOUNDS

Season: 1, vs. NAU (11/29/20)
Career: 4, 2x, last vs. TSU (12/12/19)

ASSISTS

Season: 1, 2x, last vs. Cal (1/3/21)
Career: 2, vs. Monmouth (12/2/19)

STEALS

Season: 1, vs. Idaho (12/23/20)
Career: 1, 4x, last vs. Idaho (12/23/20)

BLOCKS

Season: 1, 2x, last vs. Idaho (12/23/20)
Career: 1, 3x, last vs. Idaho (12/23/20)

FIELD GOALS MADE

Season: 3, vs. Idaho (12/23/20)
Career: 3, 2x, last vs. Idaho (12/23/20)

3-PT FIELD GOALS MADE

Season: 3, vs. Idaho (12/23/20)
Career: 3, 2x, last vs. Idaho (12/23/20)

FREE THROWS MADE

Season: N/A
Career: 1, 2x, last vs. TSU (12/12/19)

MINUTES PLAYED

Season: 6, vs. NAU (11/29/20)
Career: 13, 2x, last vs. TSU (12/12/19)

- ▶ Made three-straight threes to end the game vs. Idaho
- ▶ 2020 Pac-12 Winter Academic Honor Roll
- ▶ Has competed for the New Zealand junior National Team

Manumaleuga's Game-by-Game Statistics

Opponent	Date	GS	MIN	Total		3-Pointers		Free throws		Rebounds				PF	A	T/O	BLK	STL	PTS	AVG
				FG-FGA	PCT	3FG-3FGA	PCT	FT-FTA	PCT	OFF	DEF	TOT	AVG							
Northern Ariz.	11/29/2020		06:51	0-1	.000	0-1	.000	0-0	.000	0	1	1	1.0	0	0	1	1	0	0	0.0
Arizona St.	12/10/2020		02:07	0-0	.000	0-0	.000	0-0	.000	0	0	0	0.5	0	0	0	0	0	0.0	
at Utah	12/20/2020		01:25	0-1	.000	0-1	.000	0-0	.000	0	0	0	0.3	0	0	1	0	0	0.0	
Idaho	12/23/2020		04:27	3-5	.600	3-4	.750	0-0	.000	0	0	0	0.3	0	0	1	1	9	2.3	
Stanford	01/01/2021		03:06	0-2	.000	0-1	.000	0-0	.000	0	0	0	0.2	0	1	0	0	0	1.8	
California	01/03/2021		04:57	0-1	.000	0-1	.000	0-0	.000	0	0	0	0.2	0	1	0	0	0	1.5	
Oregon	01/14/2021		01:45	0-0	.000	0-0	.000	0-0	.000	0	0	0	0.1	0	0	0	0	0	1.3	
at Oregon	02/08/2021		01:32	0-0	.000	0-0	.000	1-2	.500	0	0	0	0.1	0	0	0	0	1	1.3	
vs Stony Brook	03/22/2021		01:47	0-1	.000	0-0	.000	0-0	.000	0	0	0	0.1	0	0	0	0	0	1.1	
Totals		0	27:57	3-11	.273	3-8	.375	1-2	.500	0	1	1	0.1	0	2	2	2	1	10	1.1

Player Averages

Games Played	Minutes/game	Points/game	FG Pct	3FG Pct	FT Pct	Rebounds/game	Assists/game	Turnovers/game	Assist/Turnover ratio	Steals/game	Blocks/game
9	3.1	1.1	27.3	37.5	50.0	0.1	0.2	0.2	1.0	0.1	0.2

Manumaleuga's Career Statistics

SEASON	TEAM	GP-GS		Field Goals		3-Point		F-Throws		Rebounds				Scoring													
		GP	GS	FG-FGA	FG%	3FG-FGA	3FG%	FT-FTA	FT%	OFF	DEF	TOT	AVG	PF	FO	AST	TO	BLK	STL	PTS	AVG						
2019-20	UA	17	0	94	33	424	10	20	500	2	4	7	16	23	1.4	9	0	6	10	1	3	40	2.4				
2020-21	UA	9	0	28	3.1	3-11	.273	3-8	.375	1-2	.500	0	1	1	0.1	0	0	2	2	2	1	10	1.1				
TOTAL		26	0	122	4.7	17	44	386	.464	13	28	3	6	500	.500	7	17	24	0.9	9	0	8	12	3	4	50	1.9



Madison CONNER

Guard • 5-11 • Freshman • Chandler, Ariz. (Compass Prep)

#4

TOP PERFORMANCES

POINTS

Season: 3, 2x, last vs. Stony Brook (3/22/21)
Career: Same

REBOUNDS

Season: 2, vs. UCLA (3/5/21)
Career: Same

ASSISTS

Season: 1, at ASU (2/28/21)
Career: Same

STEALS

Season: 1, vs. Stony Brook (3/22/21)
Career: Same

BLOCKS

Season: N/A
Career: Same

FIELD GOALS MADE

Season: 1, 2x, last vs. Stony Brook (3/22/21)
Career: Same

3-PT FIELD GOALS MADE

Season: 1, 2x, last vs. Stony Brook (3/22/21)
Career: Same

FREE THROWS MADE

Season: N/A
Career: Same

MINUTES PLAYED

Season: 8, vs. UCLA (3/5/21)
Career: Same

- ▶ Made her first career appearance vs. Washington on Feb. 14.
- ▶ Scored her first career points with a three vs. Washington State in the Pac-12 Tournament
- ▶ Mid-year enrollee and eligible to compete this season.
- ▶ Four-star prospect
- ▶ Averaged 20 points, 7 rebounds and over 3 assists per game during her junior season
- ▶ Helped lead Perry High School to a 21-8 record and the 2020 6A Arizona State semifinals

Conner's Game-by-Game Statistics


Opponent	Date	GS	MIN	Total		3-Pointers		Free throws		Rebounds				PF	A	T/O	BLK	STL	PTS	AVG
				FG-FGA	PCT	3FG-3FGA	PCT	FT-FTA	PCT	OFF	DEF	TOT	AVG							
Washington	02/14/2021		04:23	0-0	.000	0-0	.000	0-0	.000	0	0	0	0.0	1	0	0	0	0	0	0.0
at California	02/19/2021		02:49	0-1	.000	0-1	.000	0-0	.000	0	0	0	0.0	0	0	1	0	0	0	0.0
at Arizona St.	02/28/2021		06:01	0-0	.000	0-0	.000	0-0	.000	0	1	1	0.3	1	1	0	0	0	0	0.0
vs Washington St.	03/04/2021		07:04	1-2	.500	1-2	.500	0-0	.000	0	1	1	0.5	1	0	0	0	0	3	0.8
vs UCLA	03/05/2021		08:02	0-3	.000	0-3	.000	0-0	.000	0	2	2	0.8	1	0	0	0	0	0	0.6
vs Stony Brook	03/22/2021		04:55	1-1	1.000	1-1	1.000	0-0	.000	0	0	0	0.7	0	0	0	0	1	3	1.0
Totals		0	33:15	2-7	.286	2-7	.286	0-0	.000	0	4	4	0.7	4	1	0	1	0	6	1.0

Player Averages

Games Played	Minutes/game	Points/game	FG Pct	3FG Pct	FT Pct	Rebounds/game	Assists/game	Turnovers/game	Assist/Turnover ratio	Steals/game	Blocks/game
6	5.5	1.0	28.6	28.6	0.0	0.7	0.2	0.2	1.0	0.2	0.0

Conner's Career Statistics

SEASON	TEAM	GP-GS	MIN/AVG	Field Goals		3-Point		F-Throws		Rebounds				Scoring						
				FG-FGA	FG%	3FG-FGA	3FG%	FT-FTA	FT%	OFF	DEF	TOT	AVG	PF-FO	AST	T/O	BLK	STL	PTS	AVG
2020-21	UA	6-0	33/5.5	2-7	.286	2-7	.286	0-0	.000	0	4	4	0.7	4-0	1	1	0	1	6	1.0
TOTAL		6-0	33/5.5	2-7	.286	2-7	.286	0-0	.000	0	4	4	0.7	4-0	1	1	0	1	6	1.0



Derin ERDOGAN

Guard • 5-6 • Freshman • Istanbul, Turkey (Istanbul Universitesi SK)

#10

TOP PERFORMANCES

POINTS

Season: 4, vs. Idaho (12/23/20)
Career: Same

REBOUNDS

Season: 3, vs. Idaho (12/23/20)
Career: Same

ASSISTS

Season: 3, vs. Idaho (12/23/20)
Career: Same

STEALS

Season: N/A
Career: Same

BLOCKS

Season: N/A
Career: Same

FIELD GOALS MADE

Season: 2, vs. Idaho (12/23/20)
Career: Same

3-PT FIELD GOALS MADE

Season: 1, vs. ASU (12/10/20)
Career: Same

FREE THROWS MADE

Season: N/A
Career: Same

MINUTES PLAYED

Season: 16, vs. Idaho (12/23/20)
Career: Same

- ▶ Scored her first career points with a three-pointer vs. Arizona State on Dec. 10
- ▶ Has represented the junior Turkish National Team
- ▶ Helped lead Turkey to a fourth-place finish at the 2018 European Championships
- ▶ Been working very closely with Aari McDonald in practices

Erdogan's Game-by-Game Statistics

Opponent	Date	GS	MIN	Total		3-Pointers		Free throws		Rebounds				PF	A	T/O	BLK	STL	PTS	AVG
				FG-FGA	PCT	3FG-3FGA	PCT	FT-FTA	PCT	OFF	DEF	TOT	AVG							
Northern Ariz.	11/29/2020		05:38	0-0	.000	0-0	.000	0-0	.000	0	2	2	2.0	2	0	1	0	0	0	0.0
Arizona St.	12/10/2020		06:33	1-2	.500	1-2	.500	0-0	.000	0	2	2	2.0	0	0	1	0	0	3	1.5
at Colorado	12/18/2020		03:11	0-1	.000	0-1	.000	0-0	.000	0	0	0	1.3	0	0	0	0	0	1.0	
at Utah	12/20/2020		04:29	1-1	1.000	0-0	.000	0-0	.000	0	0	0	1.0	0	0	0	0	0	2	1.3
Idaho	12/23/2020		16:09	2-5	.400	0-2	.000	0-0	.000	0	3	3	1.4	2	3	1	0	0	4	1.8
at Washington St.	01/10/2021		04:52	1-2	.500	0-1	.000	0-0	.000	0	0	0	1.2	1	0	0	0	0	2	1.8
Oregon	01/14/2021		03:30	0-1	.000	0-1	.000	2-2	1.000	0	0	0	1.0	0	0	0	0	0	2	1.9
Oregon St.	01/17/2021		00:59	0-0	.000	0-0	.000	0-0	.000	0	0	0	0.9	0	0	0	0	0	0	1.6
Utah	01/22/2021		01:28	0-0	.000	0-0	.000	1-2	.500	0	0	0	0.8	0	0	0	0	0	1	1.6
at Oregon	02/08/2021		01:32	0-0	.000	0-0	.000	0-0	.000	0	0	0	0.7	0	0	0	0	0	0	1.4
Washington	02/14/2021		01:22	0-0	.000	0-0	.000	0-0	.000	0	0	0	0.6	0	1	0	0	0	0	1.3
at California	02/19/2021		00:24	0-0	.000	0-0	.000	0-0	.000	0	0	0	0.6	2	0	0	0	0	0	1.2
vs Washington St.	03/04/2021		01:59	0-0	.000	0-0	.000	0-0	.000	0	0	0	0.5	0	0	1	0	0	0	1.1
vs Stony Brook	03/22/2021		01:47	0-0	.000	0-0	.000	0-0	.000	0	0	0	0.5	1	1	0	0	0	0	1.0
Totals			0 53:53	5-12	.417	1-7	.143	3-4	.750	0	7	7	0.5	8	5	4	0	0	14	1.0

Player Averages

Games Played	Minutes/game	Points/game	FG Pct	3FG Pct	FT Pct	Rebounds/game	Assists/game	Turnovers/game	Assist/Turnover ratio	Steals/game	Blocks/game
14	3.8	1.0	41.7	14.3	75.0	0.5	0.4	0.3	1.3	0.0	0.0

Erdogan's Career Statistics

		Field Goals		3-Point		F-Throws		Rebounds				Scoring								
SEASON	TEAM	GP-GS	MIN/AVG	FG-FGA	FG%	3FG-FGA	3FG%	FT-FTA	FT%	OFF	DEF	TOT	AVG	PF-FO	AST	TO	BLK	STL	PTS	AVG
2020-21	UA	14-0	54/3.8	5-12	.417	1-7	.143	3-4	.750	0	7	7	0.5	8-0	5	4	0	0	14	1.0
TOTAL		14-0	54/3.8	5-12	.417	1-7	.143	3-4	.750	0	7	7	0.5	8-0	5	4	0	0	14	1.0



Mara MOTE

Guard • 5-11 • Sophomore • Guard • Cesis, Latvia (TTT Riga)

#11

TOP PERFORMANCES

POINTS

Season: 3, vs. Idaho (12/23/20)
Career: 12, vs. UCR (11/29/19)

REBOUNDS

Season: 1, 2x, last at Oregon (2/8/21)
Career: 4, vs. North Dakota (11/5/19)

ASSISTS

Season: 2, vs. Idaho (12/23/20)
Career: 4, at Chicago State (11/12/19)

STEALS

Season: 1, 2x, last vs. Utah (1/22/21)
Career: 2, vs. UCR (11/29/19)

BLOCKS

Season: N/A
Career: 1, 2x, last at Utah (2/21/20)

FIELD GOALS MADE

Season: 1, 2x, last vs. Utah (1/22/21)
Career: 4, vs. UCR (11/29/19)

3-PT FIELD GOALS MADE

Season: 1, vs. Idaho (12/23/20)
Career: 4, vs. UCR (11/29/19)

FREE THROWS MADE

Season: N/A
Career: 2, at Chicago State (11/12/19)

MINUTES PLAYED

Season: 10, vs. Idaho (12/23/20)
Career: 17, 2x, last at Utah (2/21/20)

- ▶ Played in 20 games during her freshman season
- ▶ Shot 45% from three last season
- ▶ Has competed for the Latvian junior National Team

Mote's Game-by-Game Statistics

Opponent	Date	GS	MIN	Total		3-Pointers		Free throws		Rebounds				PF	A	T/O	BLK	STL	PTS	AVG
				FG-FGA	PCT	3FG-3FGA	PCT	FT-FTA	PCT	OFF	DEF	TOT	AVG							
Northern Ariz.	11/29/2020		03:47	0-0	.000	0-0	.000	0-0	.000	0	0	0	0.0	0	0	1	0	0	0	0.0
Arizona St.	12/10/2020		05:02	0-0	.000	0-0	.000	0-0	.000	0	0	0	0.0	2	0	0	0	1	0	0.0
at Utah	12/20/2020		02:42	0-0	.000	0-0	.000	0-0	.000	0	0	0	0.0	2	0	0	0	0	0	0.0
Idaho	12/23/2020		10:22	1-3	.333	1-2	.500	0-0	.000	0	0	0	0.0	0	2	0	0	0	3	0.8
Stanford	01/01/2021		01:23	0-0	.000	0-0	.000	0-0	.000	0	0	0	0.0	0	0	0	0	0	0	0.6
California	01/03/2021		03:22	0-0	.000	0-0	.000	0-0	.000	0	1	1	0.2	0	0	0	0	0	0	0.5
at Washington St.	01/10/2021		01:22	0-0	.000	0-0	.000	0-0	.000	0	0	0	0.1	0	0	0	0	0	0	0.4
Utah	01/22/2021		05:05	1-1	1.000	0-0	.000	0-0	.000	0	0	0	0.1	0	0	0	0	1	2	0.6
at Oregon	02/08/2021		02:16	0-0	.000	0-0	.000	0-0	.000	0	1	1	0.2	0	0	0	0	0	0	0.6
Washington St.	02/12/2021		01:17	0-0	.000	0-0	.000	0-0	.000	0	0	0	0.2	0	0	0	0	0	0	0.5
vs Washington St.	03/04/2021		02:47	0-0	.000	0-0	.000	0-0	.000	0	0	0	0.2	2	0	0	0	0	0	0.5
vs Stony Brook	03/22/2021		01:47	0-0	.000	0-0	.000	0-0	.000	0	0	0	0.2	0	0	0	0	0	0	0.4
Totals			0 41:12	2-4	.500	1-2	.500	0-0	.000	0	2	2	0.2	6	2	1	0	2	5	0.4

Player Averages

Games Played	Minutes/game	Points/game	FG Pct	3FG Pct	FT Pct	Rebounds/game	Assists/game	Turnovers/game	Assist/Turnover ratio	Steals/game	Blocks/game
12	3.4	0.4	50.0	50.0	0.0	0.2	0.2	0.1	2.0	0.2	0.0

Mote's Career Statistics

SEASON	TEAM	Field Goals		3-Point		F-Throws		Rebounds				Scoring								
		GP-GS	MIN/AVG	FG-FGA	FG%	3FG-FGA	3FG%	FT-FTA	FT%	OFF	DEF	TOT	AVG	PF-FO	AST	TO	BLK	STL	PTS	AVG
2019-20	UA	20-0	126/6.3	10-26	.385	9-20	.450	3-4	.750	3	9	12	0.6	13-0	13	12	2	8	32	1.6
2020-21	UA	12-0	41/3.4	2-4	.500	1-2	.500	0-0	.000	0	2	2	0.2	6-0	2	1	0	2	5	0.4
TOTAL		32-0	167/5.2	12-30	.400	10-22	.455	3-4	.750	3	11	14	0.4	19-0	15	13	2	10	37	1.2



Helena PUEYO

Guard • 6-0 • Sophomore • Palma de Mallorca, Spain (Segle XXI)

#13

TOP PERFORMANCES

POINTS

Season: 15, vs. Oregon State (1/17/21)
 Career: 15, 2x, last vs. Oregon St. (1/17/21)

REBOUNDS

Season: 9, vs. Washington St. (2/12/21)
 Career: Same

ASSISTS

Season: 4, 2x, last at Oregon (2/8/21)
 Career: 8, vs. Cal (3/6/20)

STEALS

Season: 5, vs. Washington State (3/4/21)
 Career: 7, at Chicago State (11/12/19)

BLOCKS

Season: 2, vs. USC (12/6/20)
 Career: Same

FIELD GOALS MADE

Season: 4, vs. Oregon State (1/17/21)
 Career: 6, at Montana (11/24/19)

3-PT FIELD GOALS MADE

Season: 4, vs. Oregon State (1/17/21)
 Career: 4, 3x, last vs. Oregon St. (1/17/21)

FREE THROWS MADE

Season: 3, vs. Oregon State (1/17/21)
 Career: 3, 2x, last vs. Oregon St. (1/17/21)

MINUTES PLAYED

Season: 29, 2x, last at Stanford (2/22/21)
 Career: 31, 2x, last at ASU (12/29/19)

- ▶ Tied her career-high with 15 points vs. Oregon State
- ▶ Third on the team with 35 steals
- ▶ 2020 Pac-12 All-Freshman Honorable Mention
- ▶ Played in 29 games and made one start as a freshman
- ▶ Made 41 three-pointers last season on 38% shooting
- ▶ Has competed for the Spanish junior National Team with Marta Garcia

Pueyo's Game-by-Game Statistics

Opponent	Date	GS	MIN	Total		3-Pointers		Free throws		Rebounds				PF	A	T/O	BLK	STL	PTS	AVG
				FG-FGA	PCT	3FG-3FGA	PCT	FT-FTA	PCT	OFF	DEF	TOT	AVG							
Northern Ariz.	11/29/2020		18:07	0-4	.000	0-2	.000	0-0	.000	1	1	2	2.0	0	2	0	0	1	0	0.0
UCLA	12/04/2020		19:05	1-4	.250	1-3	.333	0-0	.000	0	0	0	1.0	1	1	2	0	2	3	1.5
Southern California	12/06/2020		16:22	2-2	1.000	1-1	1.000	0-0	.000	0	2	2	1.3	4	1	0	2	0	5	2.7
Arizona St.	12/10/2020		20:37	2-6	.333	2-6	.333	0-0	.000	1	2	3	1.8	2	2	0	0	4	6	3.5
at Colorado	12/18/2020		27:54	3-6	.500	2-5	.400	1-1	1.000	0	2	2	1.8	3	1	0	0	1	9	4.6
at Utah	12/20/2020		24:12	2-6	.333	1-4	.250	2-2	1.000	0	3	3	2.0	1	4	0	0	2	7	5.0
Idaho	12/23/2020		22:31	4-6	.667	4-6	.667	2-2	1.000	1	4	5	2.4	0	3	0	1	3	14	6.3
Stanford	01/01/2021		15:10	0-1	.000	0-1	.000	0-0	.000	0	1	1	2.3	2	0	0	0	1	0	5.5
California	01/03/2021		18:00	2-5	.400	1-3	.333	0-0	.000	0	2	2	2.2	1	1	0	1	1	5	5.4
at Washington St.	01/10/2021		15:23	0-0	.000	0-0	.000	0-0	.000	2	2	4	2.4	0	0	1	0	0	0	4.9
Oregon	01/14/2021		25:28	0-1	.000	0-1	.000	1-3	.333	1	3	4	2.5	1	0	4	1	3	1	4.5
Oregon St.	01/17/2021		29:13	4-6	.667	4-5	.800	3-4	.750	0	1	1	2.4	1	3	2	0	2	15	5.4
Utah	01/22/2021		14:51	0-2	.000	0-1	.000	0-0	.000	0	1	1	2.3	1	1	2	0	0	0	5.0
at Oregon	02/08/2021		23:38	1-2	.500	1-1	1.000	0-0	.000	1	5	6	2.6	0	4	0	1	2	3	4.9
Washington St.	02/12/2021		29:21	1-4	.250	1-2	.500	0-0	.000	2	7	9	3.0	2	2	2	1	4	3	4.7
Washington	02/14/2021		21:33	0-0	.000	0-0	.000	0-0	.000	0	5	5	3.1	0	2	1	0	2	0	4.4
at California	02/19/2021		18:49	0-2	.000	0-1	.000	0-0	.000	0	1	1	3.0	1	0	0	1	0	0	4.2
at Stanford	02/22/2021		29:53	0-3	.000	0-2	.000	0-0	.000	1	6	7	3.2	1	2	0	0	2	0	3.9
vs Washington St.	03/04/2021		22:55	0-3	.000	0-2	.000	0-0	.000	0	6	6	3.4	1	0	1	1	5	0	3.7
vs UCLA	03/05/2021		18:47	0-3	.000	0-3	.000	0-0	.000	0	6	6	3.5	0	0	2	0	0	0	3.6
vs Stony Brook	03/22/2021		19:15	2-6	.333	2-3	.667	0-0	.000	2	4	6	3.6	1	1	3	1	0	6	3.7
Totals		0	451:04	24-72	.333	20-52	.385	9-12	.750	12	64	76	3.6	23	30	20	10	35	77	3.7

Player Averages

Games Played	Minutes/game	Points/game	FG Pct	3FG Pct	FT Pct	Rebounds/game	Assists/game	Turnovers/game	Assist/Turnover ratio	Steals/game	Blocks/game
21	21.5	3.7	33.3	38.5	75.0	3.6	1.4	1.0	1.5	1.7	0.5

Pueyo's Career Statistics

SEASON	TEAM	GP-GS	MIN/AVG	Field Goals		3-Point		F-Throws		Rebounds				Scoring						
				FG-FGA	FG%	3FG-FGA	3FG%	FT-FTA	FT%	OFF	DEF	TOT	AVG	PF	FO	AST	TO	BLK	STL	PTS
2019-20	UA	29-1	626/21.6	68-174	.391	41-107	.383	17-22	.773	7	70	77	2.7	41-0	54	39	9	41	194	6.7
2020-21	UA	21-0	451/21.5	24-72	.333	20-52	.385	9-12	.750	12	64	76	3.6	23-0	30	20	10	35	77	3.7
TOTAL		50-1	1077/21.5	92-246	.374	61-159	.384	26-34	.765	19	134	153	3.1	64-0	84	59	19	76	271	5.4



Sam THOMAS

Forward • 6-0 • Senior • Las Vegas, Nev. (Centennial High School)

#14

TOP PERFORMANCES

POINTS

Season: 20, vs. Washington (2/14/21)
Career: 31, at Utah (2/21/20)

REBOUNDS

Season: 7, vs. Washington (2/14/21)
Career: 15, vs. S. Utah (12/20/17)

ASSISTS

Season: 3, 4x, last vs. Stony Brook (3/22/21)
Career: 7, at Utah State (11/17/17)

STEALS

Season: 6, 2x, last vs. Stony Brook (3/22/21)
Career: 6, 3x, last vs. Stony Brook (3/22/21)

BLOCKS

Season: 3, 2x, last vs. Wash. (2/14/21)
Career: 6, vs. Washington (2/14/20)

FIELD GOALS MADE

Season: 7, vs. Washington (2/14/21)
Career: 8, at USC (2/11/18)

3-PT FIELD GOALS MADE

Season: 6, vs. Washington (2/14/21)
Career: Same

FREE THROWS MADE

Season: 6, vs. Oregon (1/14/21)
Career: 13, at Utah (2/21/20)

MINUTES PLAYED

Season: 41, at ASU (2/28/21)
Career: 49, vs. S. Utah (12/20/17)

- ▶ Pac-12 Scholar-Athlete of the Year
- ▶ All-Pac-12 and Pac-12 All-Defense
- ▶ Six steals in the First Round vs. Stony Brook, a career-high
- ▶ Leads the team in three-point percentage (40%)
- ▶ Is shooting 53% from three in her last 11 games (19-36)
- ▶ After missing her first 10 threes to start the season, she is shooting 46% from deep
- ▶ Hit a career-high six three-pointers and scored a season-high 20 points vs. Washington
- ▶ Finished fourth in the Pac-12 in steals per game and seventh in blocks per game
- ▶ The only player in the Pac-12 to average at least two steals and one block per game
- ▶ In her last three seasons, she averages one turnover every 43 minutes
- ▶ Pac-12 active leader in blocked shots and third in Arizona history
- ▶ Eighth player in school history with 208 career steals
- ▶ Scored her 1,000th career point at Washington State (Jan. 10)
- ▶ Has started all 120 games of her career, the second-most in Arizona history
- ▶ Been a team captain since her freshman season
- ▶ Co-President of the Arizona Athletics Student-Athlete Advisory Committee
- ▶ Had a summer internship with Nike this past summer

Thomas' Game-by-Game Statistics

Opponent	Date	GS	MIN	Total			3-Pointers		Free throws		Rebounds				PF	A	T/O	BLK	STL	PTS	AVG
				FG-FGA	PCT	3FG-3FGA	PCT	FT-FTA	PCT	OFF	DEF	TOT	AVG								
Northern Ariz.	11/29/2020	*	23:53	3-5	.600	0-1	.000	0-0	.000	0	3	3	3.0	2	2	0	1	1	6	6.0	
UCLA	12/04/2020	*	37:36	3-10	.300	0-5	.000	0-0	.000	0	3	3	3.0	3	2	0	1	0	6	6.0	
Southern California	12/06/2020	*	36:38	0-4	.000	0-3	.000	0-0	.000	0	3	3	3.0	3	2	1	3	1	0	4.0	
Arizona St.	12/10/2020	*	27:56	1-4	.250	1-3	.333	0-0	.000	0	2	2	2.8	1	3	0	2	1	3	3.8	
at Colorado	12/18/2020	*	29:50	3-7	.429	1-2	.500	0-0	.000	1	1	2	2.6	3	2	0	1	4	7	4.4	
at Utah	12/20/2020	*	28:36	4-8	.500	3-5	.600	0-0	.000	0	4	4	2.8	4	2	1	2	2	11	5.5	
Idaho	12/23/2020	*	14:30	2-4	.500	1-3	.333	0-0	.000	1	0	1	2.6	1	3	0	0	2	5	5.4	
Stanford	01/01/2021	*	32:57	5-11	.455	4-9	.444	0-0	.000	1	4	5	2.9	1	0	1	1	1	14	6.5	
California	01/03/2021	*	25:44	1-7	.143	0-5	.000	0-0	.000	0	2	2	2.8	2	3	0	1	4	2	6.0	
at Washington St.	01/10/2021	*	29:13	3-9	.333	2-5	.400	1-1	1.000	0	5	5	3.0	5	1	0	0	1	9	6.3	
Oregon	01/14/2021	*	30:37	2-3	.667	0-1	.000	6-7	.857	0	6	6	3.3	2	0	1	0	4	10	6.6	
Oregon St.	01/17/2021	*	26:06	3-3	1.000	2-2	1.000	0-0	.000	0	0	0	3.0	3	1	0	1	2	8	6.8	
Utah	01/22/2021	*	34:09	1-6	.167	0-0	.000	2-2	1.000	1	1	2	2.9	2	2	0	2	6	4	6.5	
at Oregon	02/08/2021	*	34:08	4-7	.571	3-5	.600	3-3	1.000	0	4	4	3.0	1	2	1	2	2	14	7.1	
Washington St.	02/12/2021	*	32:59	3-4	.750	0-1	.000	1-1	1.000	0	3	3	3.0	0	2	1	0	5	7	7.1	
Washington	02/14/2021	*	33:09	7-10	.700	6-8	.750	0-0	.000	1	6	7	3.3	2	1	0	3	1	20	7.9	
at California	02/19/2021	*	32:50	1-4	.250	1-3	.333	0-0	.000	2	3	5	3.4	4	2	0	2	1	3	7.6	
at Stanford	02/22/2021	*	35:04	3-9	.333	3-7	.429	3-4	.750	0	2	2	3.3	1	0	0	2	2	12	7.8	
at Arizona St.	02/28/2021	*	41:42	3-9	.333	2-6	.333	0-0	.000	0	3	3	3.3	1	1	2	2	2	8	7.8	
vs Washington St.	03/04/2021	*	31:55	2-4	.500	1-2	.500	2-2	1.000	0	4	4	3.3	2	1	3	0	0	7	7.8	
vs UCLA	03/05/2021	*	38:01	2-5	.400	1-2	.500	0-0	.000	1	2	3	3.3	4	0	1	2	1	5	7.7	
vs Stony Brook	03/22/2021	*	29:05	1-1	1.000	0-0	.000	0-0	.000	0	3	3	3.3	2	3	0	0	6	2	7.4	
Totals			22	686:38	57-134	.425	31-78	.397	18-20	.900	8	64	72	3.3	49	35	12	26	49	163	7.4

Player Averages

Games Played	Minutes/game	Points/game	FG Pct	3FG Pct	FT Pct	Rebounds/game	Assists/game	Turnovers/game	Assist/Turnover ratio	Steals/game	Blocks/game
22	31.2	7.4	42.5	39.7	90.0	3.3	1.6	0.5	2.9	2.2	1.2

Thomas' Career Statistics

SEASON	TEAM	GP-GS	MIN/AVG	Field Goals		3-Point		F-Throws		Rebounds				Scoring						
				FG-FGA	FG%	3FG-FGA	3FG%	FT-FTA	FT%	OFF	DEF	TOT	AVG	PF-FO	AST	TO	BLK	STL	PTS	AVG
2017-18	UA	30-30	1088/36.3	110-263	.418	38-103	.369	48-62	.774	65	144	209	7.0	77-0	43	52	39	46	306	10.2
2018-19	UA	37-37	1261/34.1	123-304	.405	52-159	.327	39-51	.765	40	98	138	3.7	85-0	53	29	50	60	337	9.1
2019-20	UA	31-31	1010/32.6	98-227	.432	42-111	.378	58-73	.795	23	82	105	3.4	63-1	68	27	47	53	296	9.5
2020-21	UA	22-22	687/31.2	57-134	.425	31-78	.397	18-20	.900	8	64	72	3.3	49-1	35	12	26	49	163	7.4
TOTAL		120-120	4045/33.7	388-928	.418	163-451	.361	163-206	.791	136	388	524	4.4	274-2	199	120	162	208	1102	9.2



Marta GARCIA

Forward • 6-3 • Freshman • Sevilla, Spain (Segle XXI)

#22

TOP PERFORMANCES

POINTS

Season: 2, vs. ASU (12/10/20)

Career: Same

REBOUNDS

Season: 3, vs. NAU (11/29/20)

Career: Same

ASSISTS

Season: N/A

Career: Same

STEALS

Season: N/A

Career: Same

BLOCKS

Season: 1, vs. ASU (12/10/20)

Career: Same

FIELD GOALS MADE

Season: 1, vs. ASU (12/10/20)

Career: Same

3-PT FIELD GOALS MADE

Season: N/A

Career: Same

FREE THROWS MADE

Season: N/A

Career: Same

MINUTES PLAYED

Season: 4, 2x, last vs. Idaho (12/23/20)

Career: Same

- ▶ Played with Helena Pueyo on the Spanish junior National Team
- ▶ Played at Segle XXI in Spain, the same club Pueyo played for
- ▶ Two-time Bronze medalist at the World Cup and European Championships

Garcia's Game-by-Game Statistics

Opponent	Date	GS	MIN	Total		3-Pointers		Free throws		Rebounds				PF				PTS	AVG	
				FG-FGA	PCT	3FG-3FGA	PCT	FT-FTA	PCT	OFF	DEF	TOT	AVG	A	T/O	BLK	STL			
Northern Ariz.	11/29/2020		03:47	0-4	.000	0-0	.000	0-0	.000	2	1	3	3.0	1	0	0	0	0	0	0.0
Arizona St.	12/10/2020		04:54	1-1	1.000	0-0	.000	0-0	.000	0	0	0	1.5	0	0	0	1	0	2	1.0
at Utah	12/20/2020		02:34	0-0	.000	0-0	.000	0-0	.000	1	0	1	1.3	1	0	0	0	0	0.7	
Idaho	12/23/2020		04:38	0-1	.000	0-0	.000	0-0	.000	0	0	0	1.0	0	0	0	0	0	0.5	
California	01/03/2021		02:07	0-1	.000	0-0	.000	0-0	.000	0	0	0	0.8	1	0	0	0	0	0.4	
Totals		0	18:00	1-7	.143	0-0	.000	0-0	.000	3	1	4	0.8	3	0	0	1	0	2	0.4

Player Averages

Games Played	Minutes/game	Points/game	FG Pct	3FG Pct	FT Pct	Rebounds/game	Assists/game	Turnovers/game	Assist/Turnover ratio	Steals/game	Blocks/game
5	3.6	0.4	14.3	0.0	0.0	0.8	0.0	0.0	0.0	0.0	0.2

Garcia's Career Statistics

		Field Goals		3-Point		F-Throws		Rebounds				Scoring								
SEASON	TEAM	GP-GS	MIN/AVG	FG-FGA	FG%	3FG-FGA	3FG%	FT-FTA	FT%	OFF	DEF	TOT	AVG	PF-FO	AST	TO	BLK	STL	PTS	AVG
2020-21	UA	5-0	18/3.6	1-7	.143	0-0	.000	0-0	.000	3	1	4	0.8	3-0	0	0	1	0	2	0.4
TOTAL		5-0	18/3.6	1-7	.143	0-0	.000	0-0	.000	3	1	4	0.8	3-0	0	0	1	0	2	0.4



Bendu YEANEY

Guard • 5-10 • Junior • Portland, Ore. (Indiana/St. Mary's Academy)

#23

TOP PERFORMANCES

POINTS

Season: 14, 2x, last at ASU (2/28/21)
Career: 19, vs. Michigan State (3/1/18)

REBOUNDS

Season: 7, vs. UCLA (12/4/20)
Career: 11, vs. No. Illinois (11/25/18)

ASSISTS

Season: 6, vs. Stony Brook (3/22/21)
Career: 8, vs. Minnesota (3/7/19)

STEALS

Season: 3, vs. Stony Brook (3/22/21)
Career: 4, 3x, last vs. Rutgers (2/18/19)

BLOCKS

Season: 2, 4x, last at Oregon (2/8/21)
Career: 2, 1x, last at Oregon (2/8/21)

FIELD GOALS MADE

Season: 6, vs. Utah (1/22/21)
Career: 7, 6x, last vs. Texas (3/22/19)

3-PT FIELD GOALS MADE

Season: 2, 2x, last at ASU (2/28/21)
Career: 3, at St. Mary's (CA) (11/25/17)

FREE THROWS MADE

Season: 4, 3x, last at ASU (2/28/21)
Career: 8, at Yale (11/21/17)

MINUTES PLAYED

Season: 39, at ASU (2/28/21)
Career: 56, vs. Michigan State (3/1/18)

- ▶ One of three Wildcats with NCAA Tournament experience
- ▶ A season-high six assists and three steals vs. Stony Brook in the First Round
- ▶ Scored a season-high 14 points at Arizona State in the final regular season game
- ▶ Made her first start at Arizona vs. Arizona State on Dec. 10 and has stayed in the lineup
- ▶ Considered one of Arizona's top defenders
- ▶ Was granted a waiver by the NCAA to play this season after transferring from Indiana
- ▶ Started 69 games for the Hoosiers
- ▶ Averaged 9.7 points, 4.1 rebounds, 2.4 assists and 1.5 steals for Indiana in 2018-19
- ▶ Has 12 siblings

Yeaney's Game-by-Game Statistics

Opponent	Date	GS	MIN	Total		3-Pointers		Free throws		Rebounds				PF	A	T/O	BLK	STL	PTS	AVG	
				FG-FGA	PCT	3FG-3FGA	PCT	FT-FTA	PCT	OFF	DEF	TOT	AVG								
Northern Ariz.	11/29/2020		20:43	0-3	.000	0-0	.000	0-0	.000	1	3	4	4.0	2	1	3	2	0	0	0.0	
UCLA	12/04/2020		30:39	4-10	.400	2-4	.500	1-3	.333	2	5	7	5.5	4	4	1	1	1	11	5.5	
Southern California	12/06/2020		31:09	0-3	.000	0-2	.000	4-4	1.000	0	5	5	5.3	2	3	1	1	2	4	5.0	
Arizona St.	12/10/2020	*	18:50	1-3	.333	1-3	.333	0-2	.000	1	2	3	4.8	2	1	1	0	0	3	4.5	
at Colorado	12/18/2020	*	19:31	0-1	.000	0-1	.000	0-0	.000	0	3	3	4.4	0	0	1	2	0	0	3.6	
at Utah	12/20/2020	*	16:44	1-3	.333	0-1	.000	1-2	.500	1	2	3	4.2	2	1	1	2	0	3	3.5	
Idaho	12/23/2020	*	20:30	1-4	.250	0-2	.000	0-0	.000	0	4	4	4.1	1	1	2	0	0	2	3.3	
Stanford	01/01/2021	*	25:35	3-6	.500	0-1	.000	4-7	.571	1	1	2	3.9	4	0	2	1	0	10	4.1	
California	01/03/2021	*	18:38	1-1	1.000	0-0	.000	2-2	1.000	0	0	0	3.4	1	1	3	0	2	4	4.1	
at Washington St.	01/10/2021	*	32:19	3-9	.333	1-2	.500	0-0	.000	2	1	3	3.4	4	0	0	1	0	7	4.4	
Oregon	01/14/2021	*	23:45	1-5	.200	0-1	.000	0-0	.000	1	2	3	3.4	3	3	1	0	1	2	4.2	
Oregon St.	01/17/2021	*	22:24	2-4	.500	0-0	.000	1-2	.500	0	4	4	3.4	2	1	2	0	1	5	4.3	
Utah	01/22/2021	*	23:40	6-10	.600	1-1	1.000	1-2	.500	1	4	5	3.5	1	2	1	0	2	14	5.0	
at Oregon	02/08/2021	*	16:06	0-1	.000	0-1	.000	0-0	.000	0	3	3	3.5	1	1	0	2	0	0	4.6	
Washington St.	02/12/2021	*	06:11	0-2	.000	0-0	.000	0-0	.000	0	2	2	3.4	0	1	0	0	1	0	4.3	
Washington	02/14/2021	*	19:50	0-2	.000	0-0	.000	0-0	.000	2	2	4	3.4	2	2	3	1	2	0	4.1	
at California	02/19/2021	*	26:24	1-3	.333	0-2	.000	0-0	.000	0	2	2	3.4	3	0	2	0	2	2	3.9	
at Stanford	02/22/2021	*	25:54	1-2	.500	0-1	.000	0-2	.000	0	2	2	3.3	2	1	3	1	2	2	3.8	
at Arizona St.	02/28/2021	*	39:51	4-8	.500	2-2	1.000	4-6	.667	0	4	4	3.3	3	1	1	1	2	14	4.4	
vs Washington St.	03/04/2021	*	19:43	0-3	.000	0-1	.000	0-0	.000	1	2	3	3.3	3	0	0	1	0	0	4.2	
vs UCLA	03/05/2021	*	16:38	0-3	.000	0-1	.000	1-4	.250	0	1	1	3.2	0	0	0	0	1	0	1	4.0
vs Stony Brook	03/22/2021	*	24:44	2-5	.400	0-0	.000	0-0	.000	0	2	2	3.1	2	6	2	1	3	4	4.0	
Totals			19	499:47	31-91	.341	7-26	.269	19-36	.528	13	56	69	3.1	44	30	30	18	21	88	4.0

Player Averages

Games Played	Minutes/game	Points/game	FG Pct	3FG Pct	FT Pct	Rebounds/game	Assists/game	Turnovers/game	Assist/Turnover ratio	Steals/game	Blocks/game
22	22.7	4.0	34.1	26.9	52.8	3.1	1.4	1.4	1.0	1.0	0.8

Yeaney's Career Statistics

SEASON	TEAM	GP-GS	MIN/AVG	Field Goals		3-Point		F-Throws		Rebounds				Scoring						
				FG-FGA	FG%	3FG-FGA	3FG%	FT-FTA	FT%	OFF	DEF	TOT	AVG	PF-FO	AST	TO	BLK	STL	PTS	AVG
2017-18	IND	36-36	1262/35.1	102-275	.371	28-71	.394	72-101	.713	17	163	180	5.0	114-4	79	74	18	41	304	8.4
2018-19	IND	34-33	1089/32.0	128-324	.395	10-49	.204	63-94	.670	31	109	140	4.1	86-0	82	88	22	51	329	9.7
2019-20	IND	6-0	77/12.9	5-11	.455	0-2	.000	5-6	.833	1	8	9	1.5	11-0	2	9	1	1	15	2.5
2020-21	UA	22-19	500/22.7	31-91	.341	7-26	.269	19-36	.528	13	56	69	3.1	44-0	30	30	18	21	88	4.0
TOTAL FOR UA		22-19	500/22.7	31-91	.341	7-26	.269	19-36	.528	13	56	69	3.1	44-0	30	30	18	21	88	4.0
TOTAL		98-88	2928/29.9	266-701	.379	45-148	.304	159-237	.671	62	336	398	4.1	255-4	193	201	59	114	736	7.5



Cate REESE

Forward • 6-2 • Junior • Cypress, Texas (Cypress Woods High School)

#25

TOP PERFORMANCES

POINTS

Season: 25, 2x, last at Oregon (2/8/21)
Career: 30, vs. Cal (3/6/20)

REBOUNDS

Season: 11, vs. NAU (11/29/20)
Career: 18, vs. Montana (12/5/18)

ASSISTS

Season: 2, 3x, last vs. UCLA (3/5/21)
Career: 2, 7x, last at Oregon (2/8/21)

STEALS

Season: 3, 3x, last vs. WSU (3/4/21)
Career: 5, vs. North Dakota (11/5/19)

BLOCKS

Season: 2, 2x, last vs. Stony Brook (3/22/21)
Career: 4, vs. NAU (12/21/18)

FIELD GOALS MADE

Season: 11, at Oregon (2/8/21)
Career: 13, vs. Cal (3/6/20)

3-PT FIELD GOALS MADE

Season: 3, at Oregon (2/8/21)
Career: 3, 3x, last at Oregon (2/8/21)

FREE THROWS MADE

Season: 9, 2x, last vs. ASU (12/10/20)
Career: 11, at Washington State (1/17/20)

MINUTES PLAYED

Season: 34, at Washington State (1/10/21)
Career: 37, vs. UCLA (1/27/19)

- Two-time All-Pac-12 selection
- Scored 16 points in the First Round, the most since Feb. 8 at Oregon
- Pac-12 Player of the Week (Feb. 15)
- Scored a season-high 25 points at Oregon
- Scored her 1,000th career point vs. Utah on Jan. 22, the 22nd player in school history
- Naimsmith Trophy Watch List ... Preseason All-Pac-12 ... Katrina McClain Award Watch List
- Has 16 career double-doubles, the sixth most in school history
- Has started all 90 games to start her career

Reese's Game-by-Game Statistics

Opponent	Date	GS	MIN	Total			3-Pointers			Free throws			Rebounds				PF	A	T/O	BLK	STL	PTS	AVG
				FG-FGA	PCT	3FG-3FGA	PCT	FT-FTA	PCT	OFF	DEF	TOT	AVG										
Northern Ariz.	11/29/2020	*	21:58	9-13	.692	0-0	.000	3-4	.750	3	8	11	11.0	2	1	0	0	1	21	21.0			
UCLA	12/04/2020	*	18:13	1-6	.167	0-0	.000	3-4	.750	3	4	7	9.0	4	0	1	0	0	5	13.0			
Southern California	12/06/2020	*	23:14	8-14	.571	0-0	.000	9-11	.818	2	3	5	7.7	4	0	2	0	0	25	17.0			
Arizona St.	12/10/2020	*	25:20	2-6	.333	0-1	.000	9-10	.900	1	6	7	7.5	2	1	0	0	1	13	16.0			
at Colorado	12/18/2020	*	28:49	4-10	.400	1-3	.333	1-3	.333	2	5	7	7.4	1	0	3	2	0	10	14.8			
at Utah	12/20/2020	*	18:40	5-7	.714	0-0	.000	1-1	1.000	1	3	4	6.8	4	1	0	1	2	11	14.2			
Idaho	12/23/2020	*	19:14	6-12	.500	0-0	.000	0-1	.000	3	5	8	7.0	1	0	1	0	0	12	13.9			
Stanford	01/01/2021	*	17:18	1-4	.250	0-1	.000	1-2	.500	1	4	5	6.8	4	0	0	0	0	3	12.5			
California	01/03/2021	*	26:33	7-9	.778	0-0	.000	0-0	.000	0	3	3	6.3	2	0	2	1	0	14	12.7			
at Washington St.	01/10/2021	*	34:54	2-4	.500	1-1	1.000	5-7	.714	3	4	7	6.4	3	0	1	0	2	10	12.4			
Oregon	01/14/2021	*	15:38	2-4	.500	1-1	1.000	0-0	.000	0	1	1	5.9	5	0	2	0	0	5	11.7			
Oregon St.	01/17/2021	*	27:11	3-11	.273	0-1	.000	1-2	.500	2	2	4	5.8	2	2	3	0	2	7	11.3			
Utah	01/22/2021	*	26:06	5-10	.500	0-1	.000	1-2	.500	3	6	9	6.0	2	0	2	0	3	11	11.3			
at Oregon	02/08/2021	*	29:44	11-14	.786	3-3	1.000	0-0	.000	3	3	6	6.0	3	2	3	1	0	25	12.3			
Washington St.	02/12/2021	*	31:45	5-14	.357	0-2	.000	7-8	.875	4	2	6	6.0	3	1	2	0	0	17	12.6			
Washington	02/14/2021	*	22:22	5-12	.417	1-1	1.000	1-2	.500	0	1	1	5.7	0	0	3	0	3	12	12.6			
at California	02/19/2021	*	15:54	2-5	.400	0-0	.000	2-3	.667	0	1	1	5.4	4	1	1	0	1	6	12.2			
at Stanford	02/22/2021	*	24:45	2-5	.400	1-3	.333	2-4	.500	1	2	3	5.3	2	0	1	0	0	7	11.9			
at Arizona St.	02/28/2021	*	37:46	3-13	.231	0-2	.000	0-0	.000	4	4	8	5.4	4	0	4	1	1	6	11.6			
vs Washington St.	03/04/2021	*	21:28	4-9	.444	0-1	.000	2-2	1.000	1	1	2	5.3	0	0	1	0	2	10	11.5			
vs UCLA	03/05/2021	*	23:40	3-6	.500	0-0	.000	2-2	1.000	1	3	4	5.2	3	2	2	1	3	8	11.3			
vs Stony Brook	03/22/2021	*	29:11	7-9	.778	1-1	1.000	1-1	1.000	0	6	6	5.2	1	0	1	2	1	16	11.5			
Totals			22	539:42	97-197	.492	9-22	.409	51-69	.739	38	77	115	5.2	56	11	35	9	22	254	11.5		

Player Averages

Games Played	Minutes/game	Points/game	FG Pct	3FG Pct	FT Pct	Rebounds/game	Assists/game	Turnovers/game	Assist/Turnover ratio	Steals/game	Blocks/game
22	24.5	11.5	49.2	40.9	73.9	5.2	0.5	1.6	0.3	1.0	0.4

Reese's Career Statistics

SEASON	TEAM	GP-GS	MIN/AVG	Field Goals		3-Point		F-Throws		Rebounds				Scoring						
				FG-FGA	FG%	3FG-FGA	3FG%	FT-FTA	FT%	OFF	DEF	TOT	AVG	PF-FO	AST	TO	BLK	STL	PTS	AVG
2018-19	UA	37-37	944/25.5	179-363	.493	9-30	.300	71-89	.798	66	184	250	6.8	99-0	24	74	30	29	438	11.8
2019-20	UA	31-31	904/29.1	163-332	.491	12-34	.353	85-106	.802	63	168	231	7.5	71-0	16	52	19	35	423	13.6
2020-21	UA	22-22	540/24.5	97-197	.492	9-22	.409	51-69	.739	38	77	115	5.2	56-1	11	35	9	22	254	11.5
TOTAL		90-90	2387/26.5	439-892	.492	30-86	.349	207-264	.784	167	429	596	6.6	226-1	51	161	58	86	1115	12.4



Lauren WARE

Forward • 6-3 • Freshman • Bismarck, N.D. (Century High School)

#32

TOP PERFORMANCES

POINTS

Season: 12, vs. USC (12/6/20)
Career: Same

REBOUNDS

Season: 13, vs. Idaho (12/23/20)
Career: Same

ASSISTS

Season: 2, at ASU (2/28/21)
Career: Same

STEALS

Season: 3, vs. Utah (1/22/21)
Career: Same

BLOCKS

Season: 3, 2x, last vs. Oregon St. (1/17/21)
Career: Same

FIELD GOALS MADE

Season: 5, vs. USC (12/6/20)
Career: Same

3-PT FIELD GOALS MADE

Season: 1, 2x, last vs. Wash. (2/14/21)
Career: Same

FREE THROWS MADE

Season: 3, at California (2/19/21)
Career: Same

MINUTES PLAYED

Season: 27, vs. USC (12/6/20)
Career: Same

- ▶ Pac-12 All-Freshman Honorable Mention
- ▶ Fourth on the team in rebounds and first on the team in blocks per game
- ▶ 13th-best prospect in the nation by ProspectsNation.com and third-best post by ESPN.com
- ▶ Two-time North Dakota Gatorade Player of the Year
- ▶ Led Century High School to a State Championship in 2019
- ▶ A member of the Arizona Volleyball team and was the 2018-19 Gatorade Player of the Year

Ware's Game-by-Game Statistics

Opponent	Date	GS	MIN	Total		3-Pointers		Free throws		Rebounds				PF	A	T/O	BLK	STL	PTS	AVG
				FG-FGA	PCT	3FG-3FGA	PCT	FT-FTA	PCT	OFF	DEF	TOT	AVG							
Northern Ariz.	11/29/2020		17:15	4-8	.500	0-0	.000	0-0	.000	3	2	5	5.0	0	0	0	1	0	8	8.0
UCLA	12/04/2020		12:52	2-2	1.000	0-0	.000	0-0	.000	1	4	5	5.0	1	0	1	0	0	4	6.0
Southern California	12/06/2020		27:05	5-9	.556	0-1	.000	2-2	1.000	3	9	12	7.3	2	1	1	1	0	12	8.0
Arizona St.	12/10/2020		16:03	1-1	1.000	0-0	.000	0-0	.000	0	2	2	6.0	0	0	1	2	0	2	6.5
at Colorado	12/18/2020		12:34	1-5	.200	0-1	.000	0-0	.000	0	3	3	5.4	2	0	1	0	0	2	5.6
at Utah	12/20/2020		16:08	3-6	.500	0-1	.000	2-2	1.000	0	2	2	4.8	0	1	2	1	1	8	6.0
Idaho	12/23/2020		23:55	4-8	.500	0-0	.000	2-5	.400	8	5	13	6.0	0	0	2	3	1	10	6.6
Stanford	01/01/2021		23:56	1-6	.167	1-1	1.000	2-2	1.000	5	1	6	6.0	3	1	2	1	1	5	6.4
California	01/03/2021		18:33	3-7	.429	0-0	.000	2-4	.500	3	3	6	6.0	3	0	1	2	0	8	6.6
at Washington St.	01/10/2021		13:52	1-6	.167	0-1	.000	0-0	.000	1	1	2	5.6	1	0	2	1	1	2	6.1
Oregon	01/14/2021		19:13	2-4	.500	0-0	.000	0-0	.000	2	4	6	5.6	2	1	1	2	0	4	5.9
Oregon St.	01/17/2021		21:51	1-4	.250	0-0	.000	2-4	.500	2	7	9	5.9	3	0	2	3	2	4	5.8
Utah	01/22/2021		19:01	1-2	.500	0-0	.000	2-2	1.000	4	1	5	5.8	2	0	2	1	3	4	5.6
at Oregon	02/08/2021		11:23	2-3	.667	0-0	.000	0-0	.000	2	0	2	5.6	0	0	0	1	0	4	5.5
Washington St.	02/12/2021		28:08	3-7	.429	0-0	.000	0-0	.000	3	5	8	5.7	2	1	1	1	0	6	5.5
Washington	02/14/2021		15:46	1-1	1.000	1-1	1.000	0-0	.000	0	2	2	5.5	0	0	1	0	0	3	5.4
at California	02/19/2021		18:11	0-1	.000	0-0	.000	3-4	.750	1	1	2	5.3	0	0	0	1	0	3	5.2
at Stanford	02/22/2021		10:22	1-2	.500	0-0	.000	0-0	.000	0	1	1	5.1	3	0	1	0	1	2	5.1
at Arizona St.	02/28/2021		18:59	0-0	.000	0-0	.000	0-0	.000	0	2	2	4.9	1	2	1	1	1	0	4.8
vs Washington St.	03/04/2021		15:14	3-6	.500	0-0	.000	0-0	.000	1	0	1	4.7	0	1	1	2	0	6	4.9
vs UCLA	03/05/2021		11:07	0-1	.000	0-0	.000	0-0	.000	0	1	1	4.5	1	0	1	1	0	0	4.6
vs Stony Brook	03/22/2021		16:39	2-2	1.000	0-0	.000	1-3	.333	1	3	4	4.5	3	0	2	2	0	5	4.6
Totals			0 388:07	41-91	.451	2-6	.333	18-28	.643	40	59	99	4.5	29	8	26	27	11	102	4.6

Player Averages

Games Played	Minutes/game	Points/game	FG Pct	3FG Pct	FT Pct	Rebounds/game	Assists/game	Turnovers/game	Assist/Turnover ratio	Steals/game	Blocks/game
22	17.6	4.6	45.1	33.3	64.3	4.5	0.4	1.2	0.3	0.5	1.2

Ware's Career Statistics

		Field Goals		3-Point		F-Throws		Rebounds				Scoring								
SEASON	TEAM	GP-GS	MIN/AVG	FG-FGA	FG%	3FG-FGA	3FG%	FT-FTA	FT%	OFF	DEF	TOT	AVG	PF-FO	AST	TO	BLK	STL	PTS	AVG
2020-21	UA	22-0	388/17.6	41-91	.451	2-6	.333	18-28	.643	40	59	99	4.5	29-0	8	26	27	11	102	4.6
TOTAL		22-0	388/17.6	41-91	.451	2-6	.333	18-28	.643	40	59	99	4.5	29-0	8	26	27	11	102	4.6



Semaj SMITH

Center • 6-6 • Junior • Long Beach, Calif. (St. Anthony High School)

#34

TOP PERFORMANCES

POINTS

Season: 2, 6x, at Cal (2/19/21)
 Career: 15, vs. Monmouth (12/2/19)

REBOUNDS

Season: 3, 3x, last at Oregon (2/8/21)
 Career: 12, at USC (1/3/20)

ASSISTS

Season: 1, vs. NAU (11/29/20)
 Career: 2, 3x, last at Oregon State (2/9/20)

STEALS

Season: 1, vs. Washington (2/14/21)
 Career: 2, 3x, last vs. TSU (12/12/19)

BLOCKS

Season: 1, 3x, last at Oregon (2/8/21)
 Career: 5, vs. Incarnate Word (11/27/18)

FIELD GOALS MADE

Season: 1, 6x, at Cal (2/19/21)
 Career: 6, vs. Montana (12/5/18)

3-PT FIELD GOALS MADE

Season: N/A
 Career: 1, 3x, last vs. UCSB (12/21/19)

FREE THROWS MADE

Season: N/A
 Career: 5, 2x, last vs. Monmouth (12/2/19)

MINUTES PLAYED

Season: 12, vs. Idaho (12/23/20)
 Career: 35, at USC (1/3/20)

- ▶ Played in all 31 games last season and made eight starts
- ▶ Finished second on the team with 27 blocks last year
- ▶ Shot 86% from the free throw line last year
- ▶ Had at least five rebounds in 13 games last season

Smith's Game-by-Game Statistics

Opponent	Date	GS	MIN	Total		3-Pointers		Free throws		Rebounds				Other							
				FG-FGA	PCT	3FG-3FGA	PCT	FT-FTA	PCT	OFF	DEF	TOT	AVG	PF	A	T/O	BLK	STL	PTS	AVG	
Northern Ariz.	11/29/2020		06:31	0-1	.000	0-0	.000	0-0	.000	1	1	2	2.0	1	1	0	1	0	0	0	0.0
Southern California	12/06/2020		01:51	0-0	.000	0-0	.000	0-0	.000	0	0	0	1.0	0	0	0	0	0	0	0	0.0
Arizona St.	12/10/2020		08:23	0-1	.000	0-0	.000	0-0	.000	1	2	3	1.7	1	0	3	0	0	0	0	0.0
at Utah	12/20/2020		06:05	1-2	.500	0-0	.000	0-0	.000	2	1	3	2.0	0	0	1	1	0	2	0.5	
Idaho	12/23/2020		12:28	1-2	.500	0-0	.000	0-0	.000	1	1	2	2.0	1	0	0	0	0	0	2	0.8
Stanford	01/01/2021		05:13	0-0	.000	0-0	.000	0-0	.000	0	0	0	1.7	0	0	0	0	0	0	0	0.7
California	01/03/2021		10:21	1-3	.333	0-0	.000	0-0	.000	0	2	2	1.7	1	0	2	0	0	2	0.9	
Utah	01/22/2021		01:28	0-0	.000	0-0	.000	0-0	.000	0	0	0	1.5	0	0	0	0	0	0	0	0.8
at Oregon	02/08/2021		06:22	1-1	1.000	0-0	.000	0-0	.000	0	3	3	1.7	3	0	1	1	1	0	2	0.9
Washington St.	02/12/2021		00:59	0-0	.000	0-0	.000	0-0	.000	0	0	0	1.5	0	0	0	0	0	0	0	0.8
Washington	02/14/2021		07:24	1-1	1.000	0-0	.000	0-0	.000	0	1	1	1.5	1	0	1	0	1	2	0.9	
at California	02/19/2021		07:48	1-1	1.000	0-0	.000	0-0	.000	0	0	0	1.3	0	0	1	0	0	2	1.0	
vs Washington St.	03/04/2021		00:46	0-0	.000	0-0	.000	0-0	.000	1	0	1	1.3	0	0	0	0	0	0	0	0.9
vs Stony Brook	03/22/2021		06:47	0-0	.000	0-0	.000	0-0	.000	0	0	0	1.2	1	0	1	0	0	0	0	0.9
Totals			0 82:26	6-12	.500	0-0	.000	0-0	.000	6	11	17	1.2	9	1	10	3	1	12	0.9	

Player Averages

Games Played	Minutes/game	Points/game	FG Pct	3FG Pct	FT Pct	Rebounds/game	Assists/game	Turnovers/game	Assist/Turnover ratio	Steals/game	Blocks/game
14	5.9	0.9	50.0	0.0	0.0	1.2	0.1	0.7	0.1	0.1	0.2

Smith's Career Statistics

SEASON	TEAM	GP-GS	MIN/AVG	Field Goals		3-Point		F-Throws		Rebounds				Scoring						
				FG-FGA	FG%	3FG-FGA	3FG%	FT-FTA	FT%	OFF	DEF	TOT	AVG	PF-FO	AST	TO	BLK	STL	PTS	AVG
2018-19	UA	35-0	414/11.8	35-86	.407	2-5	.400	6-16	.375	29	75	104	3.0	43-0	6	33	28	10	78	2.2
2019-20	UA	31-8	442/14.3	41-83	.494	1-3	.333	18-21	.857	33	88	121	3.9	66-1	10	40	27	10	101	3.3
2020-21	UA	14-0	82/5.9	6-12	.500	0-0	.000	0-0	.000	6	11	17	1.2	9-0	1	10	3	1	12	0.9
TOTAL		80-8	939/11.7	82-181	.453	3-8	.375	24-37	.649	68	174	242	3.0	118-1	17	83	58	21	191	2.4

SEASON STATS

Game Records

Record	Overall	Home	Away	Neutral
ALL GAMES	17-5	11-1	4-3	2-1
CONFERENCE	13-4	9-1	4-3	0-0
NON-CONFERENCE	4-1	2-0	0-0	2-1

Score by Periods

Team	1st	2nd	3rd	4th	OT	TOT
Arizona	383	347	367	362	18	1477
Opponents	281	294	304	320	22	1221

Team Box Score

No.	Player	Total			3-Point		F-Throw		Rebounds				Other Stats									
		GP-GS	MIN	AVG	FG-FGA	FG%	3FG-FGA	3FG%	FT-FTA	FT%	OFF	DEF	TOT	AVG	PF	DQ	A	TO	BLK	STL	PTS	AVG
2	MCDONALD, Aari	22-22	717:44	32.6	153-387	.395	39-130	.300	81-101	.802	19	89	108	4.9	42	0	99	72	1	60	426	19.4
25	REESE, Cate	22-22	539:42	24.5	97-197	.492	9-22	.409	51-69	.739	38	77	115	5.2	56	1	11	35	9	22	254	11.5
0	BAPTISTE, Trinity	22-22	568:18	25.8	76-167	.455	13-37	.351	27-32	.844	48	78	126	5.7	51	0	20	37	3	22	192	8.7
14	THOMAS, Sam	22-22	686:38	31.2	57-134	.425	31-78	.397	18-20	.900	8	64	72	3.3	49	1	35	12	26	49	163	7.4
1	PELLINGTON, Shaina	22-3	341:57	15.5	53-135	.393	1-17	.059	19-43	.442	14	26	40	1.8	33	0	19	24	3	13	126	5.7
32	WARE, Lauren	22-0	388:07	17.6	41-91	.451	2-6	.333	18-28	.643	40	59	99	4.5	29	0	8	26	27	11	102	4.6
23	YEANEY, Bendu	22-19	499:47	22.7	31-91	.341	7-26	.269	19-36	.528	13	56	69	3.1	44	0	30	30	18	21	88	4.0
13	PUEYO, Helena	21-0	451:04	21.5	24-72	.333	20-52	.385	9-12	.750	12	64	76	3.6	23	0	30	20	10	35	77	3.7
3	MANUMALEUGA, Tara	9-0	27:57	3.1	3-11	.273	3-8	.375	1-2	.500	0	1	1	0.1	0	0	2	2	1	10	1.1	
4	CONNER, Madison	6-0	33:15	5.5	2-7	.286	2-7	.286	0-0	.000	0	4	4	0.7	4	0	1	1	0	1	6	1.0
10	ERDOGAN, Derin	14-0	53:53	3.8	5-12	.417	1-7	.143	3-4	.750	0	7	7	0.5	8	0	5	4	0	0	14	1.0
34	SMITH, Semaj	14-0	82:26	5.9	6-12	.500	0-0	.000	0-0	.000	6	11	17	1.2	9	0	1	10	3	1	12	0.9
11	MOTE, Mara	12-0	41:12	3.4	2-4	.500	1-2	.500	0-0	.000	0	2	2	0.2	6	0	2	1	0	2	5	0.4
22	GARCIA, Marta	5-0	18:00	3.6	1-7	.143	0-0	.000	0-0	.000	3	1	4	0.8	3	0	0	0	1	0	2	0.4
Team											38	34	72					10				
Total		22	4450		551-1327	.415	129-392	.329	246-347	.709	239	573	812	36.9	357	2	263	284	103	238	1477	67.1
Opponents		22	4450		440-1208	.364	114-360	.317	227-331	.686	232	584	816	37.1	340	3	232	404	70	133	1221	55.5

Team Statistics

	UA	OPP
Scoring	1477	1221
Points per game	67.1	55.5
Scoring margin	+11.6	-
Field goals-att	551-1327	440-1208
Field goal pct	.415	.364
3 point fg-att	129-392	114-360
3-point FG pct	.329	.317
3-pt FG made per game	5.9	5.2
Free throws-att	246-347	227-331
Free throw pct	.709	.686
F-Throws made per game	11.2	10.3
Rebounds	812	816
Rebounds per game	36.9	37.1
Rebounding margin	-0.2	-
Assists	263	232
Assists per game	12.0	10.5
Turnovers	284	404
Turnovers per game	12.9	18.4
Turnover margin	+5.5	-
Assist/turnover ratio	0.9	0.6
Steals	238	133
Steals per game	10.8	6.0
Blocks	103	70
Blocks per game	4.7	3.2
Winning streak	1	-
Home win streak	6	-
Attendance	0	1
Home games-Avg/Game	12-0	7-0
Neutral site-Avg/Game	-	3-14

Team Results

Date	Opponent	Score	Att.
11/29/2020	Northern Ariz.	W 76-63	0
12/04/2020	UCLA	W 68-65	0
12/06/2020	Southern California	W 78-77	0
12/10/2020	Arizona St.	W 65-37	0
12/18/2020	at Colorado	W 62-59	0
12/20/2020	at Utah	W 77-60	0
12/23/2020	Idaho	W 96-42	0
01/01/2021	Stanford	L 54-81	0
01/03/2021	California	W 69-33	0
01/10/2021	at Washington St.	Lot 69-71	0
01/14/2021	Oregon	W 57-41	0
01/17/2021	Oregon St.	W 67-51	0
01/22/2021	Utah	W 66-54	0
02/08/2021	at Oregon	W 79-59	0
02/12/2021	Washington St.	W 60-51	0
02/14/2021	Washington	W 75-53	0
02/19/2021	at California	W 59-50	0
02/22/2021	at Stanford	L 48-62	1
02/28/2021	at Arizona St.	Lot 64-66	0
03/04/2021	vs Washington St.	W 60-44	41
03/05/2021	vs UCLA	L 49-58	0
03/22/2021	vs Stony Brook	W 79-44	0

PAC-12 STATS

Record	Overall	Home	Away	Neutral
ALL GAMES	13-4	9-1	4-3	0-0
CONFERENCE	13-4	9-1	4-3	0-0
NON-CONFERENCE	0-0	0-0	0-0	0-0

Team	1st	2nd	3rd	4th	OT	TOT
Arizona	297	256	281	265	18	1117
Opponents	234	231	244	239	22	970

Team Box Score

No.	Player	Total			3-Point		F-Throw		Rebounds				PF DQ A TO BLK STL PTS AVG									
		GP-GS	MIN	AVG	FG-FGA	FG%	3FG-FGA	3FG%	FT-FTA	FT%	OFF	DEF	TOT	AVG	PF	DQ	A	TO	BLK	STL	PTS	AVG
2	MCDONALD, Aari	17-17	577:29	34.0	121-307	.394	29-98	.296	69-86	.802	15	68	83	4.9	28	0	70	55	1	43	340	20.0
25	REESE, Cate	17-17	424:11	25.0	68-148	.459	8-20	.400	43-59	.729	30	54	84	4.9	49	1	8	30	6	15	187	11.0
14	THOMAS, Sam	17-17	549:14	32.3	47-115	.409	28-70	.400	16-18	.889	6	52	58	3.4	38	1	26	8	23	39	138	8.1
0	BAPTISTE, Trinity	17-17	447:45	26.3	48-124	.387	10-32	.313	26-31	.839	35	62	97	5.7	38	0	18	28	2	13	132	7.8
1	PELLINGTON, Shaina	17-2	256:02	15.1	33-92	.359	1-12	.083	17-34	.500	11	20	31	1.8	26	0	15	21	1	11	84	4.9
23	YEANEY, Bendu	17-15	397:29	23.4	28-73	.384	7-22	.318	18-32	.563	11	44	55	3.2	36	0	22	23	13	18	81	4.8
32	WARE, Lauren	17-0	303:57	17.9	28-66	.424	2-6	.333	15-20	.750	27	48	75	4.4	25	0	7	20	18	10	73	4.3
13	PUEYO, Helena	16-0	349:29	21.8	18-50	.360	14-36	.389	7-10	.700	8	43	51	3.2	21	0	24	14	7	26	57	3.6
10	ERDOGAN, Derin	10-0	28:20	2.8	3-7	.429	1-5	.200	3-4	.750	0	2	2	0.2	3	0	1	1	0	0	10	1.0
34	SMITH, Semaj	10-0	55:54	5.6	5-9	.556	0-0	.000	0-0	.000	3	9	12	1.2	6	0	0	9	2	1	10	1.0
22	GARCIA, Marta	3-0	09:35	3.2	1-2	.500	0-0	.000	0-0	.000	1	0	1	0.3	2	0	0	0	1	0	2	0.7
11	MOTE, Mara	8-0	22:29	2.8	1-1	1.000	0-0	.000	0-0	.000	0	2	2	0.3	4	0	0	0	0	2	2	0.3
3	MANUMALEUGA, Tara	6-0	14:52	2.5	0-4	.000	0-3	.000	1-2	.500	0	0	0	0.0	0	0	2	1	0	0	1	0.2
4	CONNER, Madison	3-0	13:14	4.4	0-1	.000	0-1	.000	0-0	.000	0	1	1	0.3	2	0	1	1	0	0	0	0.0
Team											31	28	59					8				
Total		17	3450		401-999	.401	100-305	.328	215-296	.726	178	433	611	35.9	278	2	194	219	74	178	1117	65.7
Opponents		17	3450		357-928	.385	93-276	.337	163-251	.649	172	461	633	37.2	285	3	192	309	61	100	970	57.1

Team Statistics

	UA	OPP
Scoring	1117	970
Points per game	65.7	57.1
Scoring margin	+8.6	-
Field goals-att	401-999	357-928
Field goal pct	.401	.385
3 point fg-att	100-305	93-276
3-point FG pct	.328	.337
3-pt FG made per game	5.9	5.5
Free throws-att	215-296	163-251
Free throw pct	.726	.649
F-Throws made per game	12.6	9.6
Rebounds	611	633
Rebounds per game	35.9	37.2
Rebounding margin	-1.3	-
Assists	194	192
Assists per game	11.4	11.3
Turnovers	219	309
Turnovers per game	12.9	18.2
Turnover margin	+5.3	-
Assist/turnover ratio	0.9	0.6
Steals	178	100
Steals per game	10.5	5.9
Blocks	74	61
Blocks per game	4.4	3.6
Winning streak	0	-
Home win streak	6	-
Attendance	0	1
Home games-Avg/Game	10-0	7-0
Neutral site-Avg/Game	-	0-0

Team Results

Date	Opponent		Score	Att.
12/04/2020	UCLA	W	68-65	0
12/06/2020	Southern California	W	78-77	0
12/10/2020	Arizona St.	W	65-37	0
12/18/2020	at Colorado	W	62-59	0
12/20/2020	at Utah	W	77-60	0
01/01/2021	Stanford	L	54-81	0
01/03/2021	California	W	69-33	0
01/10/2021	at Washington St.	Lot	69-71	0
01/14/2021	Oregon	W	57-41	0
01/17/2021	Oregon St.	W	67-51	0
01/22/2021	Utah	W	66-54	0
02/08/2021	at Oregon	W	79-59	0
02/12/2021	Washington St.	W	60-51	0
02/14/2021	Washington	W	75-53	0
02/19/2021	at California	W	59-50	0
02/22/2021	at Stanford	L	48-62	1
02/28/2021	at Arizona St.	Lot	64-66	0

LAST TIME THEY MET

Official Basketball Box Score -- Game Totals -- Final Statistics

Arizona vs BYU 11/30/13 2:05 pm at Provo, Utah (Marriott Center)

Arizona 56 • 1-6

##	Player	f	Total			3-Ptr			Rebounds			PF	TP	A	TO	Blk	Stl	Min
			FG-FGA	FG-FGA	FT-FTA	FG-FGA	FG-FGA	FT-FTA	Off	Def	Tot							
00	Workman, Breanna	f	4-8	0-0	1-2	5	3	8	2	9	1	1	0	0	19			
10	Griffitts, Kama	f	5-15	4-8	0-0	0	1	1	4	14	3	2	0	0	29			
24	Jones, LaBrittney	f	1-5	0-0	0-0	1	2	3	1	2	2	1	1	1	20			
01	Warthen, Candice	g	7-15	0-1	0-1	0	4	4	1	14	5	2	1	2	35			
04	Crutchfield, Carissa	g	1-7	0-1	3-5	0	6	6	5	5	4	2	0	0	30			
15	Cannon, Keyahndra		0-1	0-0	0-2	0	1	1	1	0	0	0	0	0	6			
23	Barnes, Erica		2-5	0-0	0-0	0	3	3	5	4	2	2	0	1	28			
31	James, Dejza		1-2	0-0	0-0	1	2	3	0	2	0	0	0	0	12			
34	Merrill, Ashley		2-5	0-1	2-3	0	3	3	1	6	1	2	0	0	21			
Team						2	4	6										
Totals			23-63	4-11	6-13	9	29	38	20	56	18	12	2	4	200			

FG % 1st Half: 13-32 40.6% 2nd half: 10-31 32.3% Game: 23-63 36.5%
 3FG % 1st Half: 1-6 16.7% 2nd half: 3-5 60.0% Game: 4-11 36.4%
 FT % 1st Half: 6-9 66.7% 2nd half: 0-4 0.0% Game: 6-13 46.2%

Deadball
Rebounds
1

BYU 64 • 6-0

##	Player	f	Total			3-Ptr			Rebounds			PF	TP	A	TO	Blk	Stl	Min
			FG-FGA	FG-FGA	FT-FTA	FG-FGA	FG-FGA	FT-FTA	Off	Def	Tot							
41	BAILEY, Morgan	f	8-9	1-1	1-2	2	5	7	1	18	2	1	0	1	28			
05	HAMSON, Jennifer	c	8-15	0-0	2-5	5	11	16	3	18	1	2	3	0	33			
04	BEESTON, Kim	g	1-6	0-4	0-0	0	6	6	0	2	4	1	2	0	36			
15	MAEDA, Kylie	g	0-7	0-6	2-5	0	2	2	1	2	5	0	0	1	29			
21	EATON, Lexi	g	4-13	2-6	2-5	1	5	6	2	12	3	4	1	0	28			
03	GARFIELD, Ashley		1-3	0-1	3-4	2	4	6	2	5	2	1	0	1	20			
11	HARRY, Xojian		0-2	0-1	3-4	2	1	3	1	3	0	0	0	0	9			
22	FULLER, Kristine		0-1	0-1	2-2	0	1	1	4	2	0	1	0	0	6			
23	MORRISON, Makenzi		1-3	0-0	0-0	0	1	1	3	2	1	1	0	2	11			
Team						0	1	1										
Totals			23-59	3-20	15-27	12	37	49	17	64	18	11	6	5	200			

FG % 1st Half: 12-31 38.7% 2nd half: 11-28 39.3% Game: 23-59 39.0%
 3FG % 1st Half: 3-10 30.0% 2nd half: 0-10 0.0% Game: 3-20 15.0%
 FT % 1st Half: 7-10 70.0% 2nd half: 8-17 47.1% Game: 15-27 55.6%

Deadball
Rebounds
7

Officials: Rick Showers, Tiffany Jump, Julie Vanni

Technical fouls: Arizona-None. BYU-None.

Attendance: 576

Score by periods	1st	2nd	Total
Arizona	33	23	56
BYU	34	30	64

INDIVIDUAL GAME HIGHS

POINTS	30		Aari McDonald at Arizona St. (02/28/2021)
	30		Aari McDonald vs Southern California (12/06/2020)
	28		Aari McDonald at California (02/19/2021)
	25		Cate Reese at Oregon (02/08/2021)
	25		Cate Reese vs Southern California (12/06/2020)
FIELD GOALS MADE	12		Aari McDonald vs Southern California (12/06/2020)
	11		Aari McDonald at California (02/19/2021)
	11		Cate Reese at Oregon (02/08/2021)
FIELD GOAL ATTEMPTS	24		Aari McDonald vs UCLA (N) (03/05/2021)
	24		Aari McDonald at Stanford (02/22/2021)
FIELD GOAL PERCENTAGE (min 5 made)	.889	(8-9)	Trinity Baptiste vs California (01/03/2021)
	.800	(8-10)	Trinity Baptiste vs Stony Brook (N) (03/22/2021)
3 PT FG MADE	6		Sam Thomas vs Washington (02/14/2021)
	5		Aari McDonald vs Arizona St. (12/10/2020)
3 PT FG ATTEMPTS	11		Aari McDonald vs Arizona St. (12/10/2020)
	10		Aari McDonald vs Oregon St. (01/17/2021)
3 PT FG PERCENTAGE (min 2 made)	1.000	(3-3)	Cate Reese at Oregon (02/08/2021)
	1.000	(2-2)	Trinity Baptiste vs Stony Brook (N) (03/22/2021)
	1.000	(2-2)	Bendu Yeaney at Arizona St. (02/28/2021)
	1.000	(2-2)	Sam Thomas vs Oregon St. (01/17/2021)
FREE THROWS MADE	11		Aari McDonald at Colorado (12/18/2020)
	9		Cate Reese vs Arizona St. (12/10/2020)
	9		Cate Reese vs Southern California (12/06/2020)
FREE THROW ATTEMPTS	11		Aari McDonald at Colorado (12/18/2020)
	11		Cate Reese vs Southern California (12/06/2020)
FREE THROW PERCENTAGE (min 3 made)	1.000	(11-11)	Aari McDonald at Colorado (12/18/2020)
	1.000	(6-6)	Aari McDonald vs Washington (02/14/2021)
	1.000	(5-5)	Aari McDonald at California (02/19/2021)
	1.000	(4-4)	Aari McDonald at Stanford (02/22/2021)
	1.000	(4-4)	Trinity Baptiste at California (02/19/2021)
	1.000	(4-4)	Aari McDonald at Oregon (02/08/2021)
	1.000	(4-4)	Trinity Baptiste vs Oregon (01/14/2021)
	1.000	(4-4)	Bendu Yeaney vs Southern California (12/06/2020)
	1.000	(3-3)	Sam Thomas at Oregon (02/08/2021)
REBOUNDS	13		Lauren Ware vs Idaho (12/23/2020)
	12		Lauren Ware vs Southern California (12/06/2020)
ASSISTS	9		Aari McDonald vs Washington St. (N) (03/04/2021)
	8		Aari McDonald vs Washington (02/14/2021)
	8		Aari McDonald vs California (01/03/2021)
	8		Aari McDonald vs Northern Ariz. (11/29/2020)
STEALS	6		Sam Thomas vs Stony Brook (N) (03/22/2021)
	6		Trinity Baptiste vs Washington St. (N) (03/04/2021)
	6		Aari McDonald at Arizona St. (02/28/2021)
	6		Sam Thomas vs Utah (01/22/2021)
	6		Aari McDonald vs California (01/03/2021)
	6		Aari McDonald at Utah (12/20/2020)
	6		Aari McDonald vs Northern Ariz. (11/29/2020)
BLOCKED SHOTS	3		Sam Thomas vs Washington (02/14/2021)
	3		Lauren Ware vs Oregon St. (01/17/2021)
	3		Lauren Ware vs Idaho (12/23/2020)
	3		Sam Thomas vs Southern California (12/06/2020)
TURNOVERS	6		Aari McDonald vs Washington (02/14/2021)
	6		Aari McDonald at Washington St. (01/10/2021)
	6		Aari McDonald at Utah (12/20/2020)



Official Basketball Box Score - Final
Northern Arizona at Arizona
11/29/2020 McKale Center, Tucson, Ariz.
2020-21 Women's Basketball

Game Time: 12:00 PM
Game Duration: 1:45

Officials: Bob Scofield, Richard Waters, Nicole Leon

Northern Arizona - 63												Record: 1-1														
NO. Name	Min	FG	3P	FT	Rebounds	Fouls	TP	AS	TO	ST	Blocks	+/-														
		M-A	M-A	M-A	OR	DR	PF				BS	BA														
1 Regan Schenck	G	33:36	1-3	1-2	2-2	0	3	3	1	5	4	0	0	-16												
3 Jacquelyn Nakai	G	37:58	7-19	2-4	1-1	1	3	4	2	3	17	1	4	1	0	2	-16									
4 Mik'ala Maio	G	26:40	3-9	0-2	2-2	0	2	2	1	8	0	1	1	0	2	-12										
11 Jacey Bailey	G	30:41	5-13	3-7	1-2	0	8	8	3	2	14	2	1	0	0	-16										
21 Emily Rodabaugh	G	33:33	5-15	0-2	4-6	3	5	2	6	14	1	1	1	0	0	-16										
12 Nyah Moran	G	20:37	0-4	0-0	0-0	3	2	5	3	0	0	0	1	1	0	-6										
24 Sarjana Ramesh	G	08:13	0-3	0-0	0-0	2	2	4	0	1	0	0	0	2	0	-4										
22 Olivia Moran	G	04:25	1-3	0-1	1-1	2	1	3	0	1	3	0	1	0	0	-3										
2 Ajai Simmons	G	03:08	1-2	0-1	0-0	0	0	0	0	2	0	0	0	0	0	-5										
50 Sentia Bryant	G	01:09	0-0	0-0	0-0	0	1	1	0	0	0	0	0	0	0	-5										
Team						5	3	8		0	2															
Totals		23-71	6-19	11-14	16	30	46	13	15	63	9	15	6	0	7	-13										
												Technical Fouls: NONE														
												Dead Ball Rebounds: 2.0														

Arizona - 76												Record: 1-0														
NO. Name	Min	FG	3P	FT	Rebounds	Fouls	TP	AS	TO	ST	Blocks	+/-														
		M-A	M-A	M-A	OR	DR	PF				BS	BA														
0 Trinity Baptiste	F	22:52	6-9	0-0	0-0	3	0	3	1	1	12	2	2	0	1	0	22									
14 Sam Thomas	F	23:53	3-5	0-1	0-0	0	3	3	2	1	6	2	0	1	1	0	13									
25 Cate Reese	F	21:58	9-13	0-0	3-4	8	11	2	3	2	21	1	0	1	0	0	20									
1 Shauna Pellington	G	19:08	5-11	3-9	3-4	0	7	7	2	4	18	4	6	0	0	0	16									
2 Aari McDonald	G	29:30	6-17	3-9	3-4	0	7	7	2	4	18	4	6	0	0	0	16									
13 Helena Pueyo	G	18:07	0-4	0-2	0-0	1	2	0	0	0	2	0	1	0	0	0	0									
23 Bendu Yeaney	G	20:43	0-3	0-0	0-0	1	3	4	2	0	0	1	3	0	2	0	13									
32 Lauren Ware	G	17:15	4-8	0-0	0-0	3	2	5	0	0	8	0	0	0	1	0	2									
10 Derin Erdogan	G	05:38	0-0	0-0	0-0	2	2	2	1	0	0	1	0	0	0	-6										
34 Semaj Smith	G	06:31	0-1	0-0	0-0	1	1	2	0	0	1	0	0	0	1	-7										
3 Tara Manumaluga	G	05:51	0-1	0-0	0-0	1	1	0	0	0	0	1	0	1	0	-6										
11 Mara Mote	G	03:47	0-0	0-0	0-0	0	0	0	0	0	0	1	0	0	0	-6										
22 Marta Garcia	G	03:47	0-4	0-0	0-0	2	1	3	1	0	0	0	0	0	0	-6										
Team						1	2	3		0	0															
Totals		33-76	3-13	7-10	15	33	48	15	13	76	17	12	9	7	0	13										
												Technical Fouls: NONE														
												Dead Ball Rebounds: 1.0														

	NAU	ARIZ	Points from				Period by Period Scoring								
Biggest lead	5 (1st 5:26)	22 (4th 6:19)	Turnovers	2	22	1st	15	2nd	9	3rd	22	4th	17	TOT	63
Best Scoring Run	6 (1st 7:23)	7 (4th 6:19)	Paint	26	60	Fast Breaks	10	15							
Lead Changes	4		Bench	5	8	Turnovers	15	22							
Times Tied	2		Fast Breaks	10	15	ARIZ	18	12							
Time with Lead	05:33	33:17	Bench	5	8	ARIZ	18	12							



Official Basketball Box Score - Final
UCLA at Arizona
12/04/20 McKale Center, Tucson, Ariz.
2020-21 Women's Basketball

Game Time: 7:00 PM
Game Duration: 1:56

Officials: Michol Murray, Charles Gonzalez, Kenneth Nash

UCLA - 65												Record: 1-1 (0-1)														
NO. Name	Min	FG	3P	FT	Rebounds	Fouls	TP	AS	TO	ST	Blocks	+/-														
		M-A	M-A	M-A	OR	DR	PF				BS	BA														
21 Michaela Onyenwere	F	32:38	5-16	0-2	3-5	5	11	16	4	4	13	1	4	0	2	-3										
33 Lauryn Miller	F	28:15	6-8	0-0	2-5	4	2	6	3	4	14	1	2	1	0	-9										
4 Lindsey Corsaro	G	32:25	0-4	0-1	2-4	0	2	2	3	3	2	3	1	2	0	-1										
20 Charisma Osborne	G	36:22	6-21	3-9	0-0	2	3	5	1	1	15	3	0	1	1	-5										
23 Natalie Chou	G	24:34	1-5	0-3	2-4	0	3	3	0	3	4	1	1	0	0	-6										
11 Emily Bessior	F	16:33	4-7	0-0	0-0	4	1	5	1	2	8	0	0	1	0	0	10									
0 Charlet Horvat	F	16:42	4-5	0-0	0-1	1	2	3	2	1	8	0	3	0	0	-6										
35 Camryn Brown	F	14:31	0-1	0-0	1-2	1	2	3	2	2	1	0	1	0	0	-6										
Team						2	4	4		0	0															
Totals		26-67	3-15	10-21	19	28	47	16	20	65	9	12	5	2	4	-3										
												Technical Fouls: NONE														
												Dead Ball Rebounds: 5.0														

Arizona - 68												Record: 2-0 (1-0)														
NO. Name	Min	FG	3P	FT	Rebounds	Fouls	TP	AS	TO	ST	Blocks	+/-														
		M-A	M-A	M-A	OR	DR	PF				BS	BA														
0 Trinity Baptiste	F	34:41	6-12	2-5	4-6	5	6	11	3	3	18	0	2	1	2	1	1									
14 Sam Thomas	F	37:36	3-10	0-5	0-0	0	3	3	3	0	6	2	0	0	1	0	6									
25 Cate Reese	F	18:13	1-6	0-0	3-4	3	4	7	4	4	5	0	1	0	0	0	-7									
1 Shauna Pellington	G	12:35	2-5	0-2	0-0	1	0	1	2	0	4	0	1	0	0	0	9									
2 Aari McDonald	G	34:20	7-16	1-6	2-4	1	3	4	2	5	17	5	3	2	0	1	7									
23 Bendu Yeaney	G	30:38	4-10	2-4	1-3	2	5	7	4	4	11	4	1	1	0	0	0									
13 Helena Pueyo	G	19:05	1-4	1-3	0-0	0	0	0	1	0	3	1	2	2	0	0	0									
32 Lauren Ware	G	12:52	2-2	0-0	0-0	1	4	5	1	0	4	0	1	0	0	-1										
Team						3	4	0		0	1															
Totals		26-65	6-25	10-17	14	28	42	20	18	68	12	12	6	4	2	3										
												Technical Fouls: NONE														
												Dead Ball Rebounds: 4.0														

	UCLA	ARIZ	Points from				Period by Period Scoring								
Biggest lead	11 (2nd 6:21)	8 (4th 5:31)	Turnovers	12	13	1st	14	2nd	24	3rd	6	4th	21	TOT	65
Best Scoring Run	8 (2nd 6:21)	9 (3rd 2:05)	Paint	34	30	Fast Breaks	15	14							
Lead Changes	3		Bench	17	18	Turnovers	15	17							
Times Tied	5		Bench	17	18	ARIZ	12	20							
Time with Lead	19:03	17:21	Bench	17	18	ARIZ	12	20							



Official Basketball Box Score - Final
Southern California at Arizona
12/09/20 McKale Center, Tucson, Ariz.
2020-21 Women's Basketball

Game Time: 1:00 PM
Game Duration: 1:56

Officials: Lisa Jones, Alecia Murray, Rachelle Bennett

Southern California - 77												Record: 1-2 (0-2)														
NO. Name	Min	FG	3P	FT	Rebounds	Fouls	TP	AS	TO	ST	Blocks	+/-														
		M-A	M-A	M-A	OR	DR	PF				BS	BA														
10 Anyra Oliver	F	28:47	3-9	0-1	3-5	6	1	7	3	5	9	0	3	1	1	-7										
15 Angel Jackson	C	29:05	7-11	0-0	4-6	1	6	7	4	4	18	2	1	0	1	0	-7									
4 Endyia Rogers	G	37:23	5-14	2-6	6-6	2	6	8	2	8	18	7	2	1	0	-4										
22 Kyra White	G	28:22	0-2	0-0	3-3	1	2	3	3	1	3	4	3	0	0	-8										
24 Desree Caldwell	G	22:44	2-5	1-2	0-0	1	1	4	1	5	3	3	2	0	2	6										
5 Jordan Sanders	G	30:59	6-14	3-4	0-0	0	3	4	2	15	1	0	0	1	1	3										
23 Madison Campbell	G	24:40	4-8	1-5	0-0	0	4	4	1	9	0	0	2	0	1	-2										
Team						0	2	2		0	0															
Totals		27-62	7-17	16-20	10	25	35	24	22	77	17	12	6	3	8	-1										
												Technical Fouls: NONE														
												Dead Ball Rebounds: 2.1														

Arizona - 78												Record: 3-0 (2-0)											
NO. Name	Min	FG	3P	FT	Rebounds	Fouls	TP	AS	TO	ST	Blocks	+/-											
		M-A	M-A	M-A	OR	DR	PF				BS	BA											
0 Trinity Baptiste	F	13:43																					



Official Basketball Box Score - Final
Arizona at Colorado
 12/20/21 CU Events Center, Boulder
 2020-21 Women's Basketball

Game Time: 5:00 PM
 Game Duration: 2:10

Officials: Anita Ortega, Tiffany Bird, Kimberly Hobbs

Arizona - 62		Record: 5-0 (4-0)												
NO.	Name	Min	FG	3P	FT	Rebounds	Fouls	TP	AS	TO	ST	Blocks	+/-	
			M-A	M-A	M-A	OR DR TOT	PF					BS BA		
0	Trinity Baptiste	F 30:03	4-6	0-1	1-2	4	3	2	2	3	0	0	0	6
14	Sam Thomas	F 29:50	3-7	1-2	0-0	1	3	2	1	2	0	4	1	0
25	Cate Reese	F 28:49	4-10	1-3	1-3	2	5	7	1	3	10	0	3	2
2	Aari McDonald	G 36:49	5-15	3-8	11-11	0	8	8	2	9	24	2	1	0
23	Bendu Yeaney	G 19:31	0-1	0-1	0-0	0	3	3	0	0	0	1	0	0
13	Helena Puyo	27:54	3-6	2-5	1-1	0	2	3	1	9	1	0	1	0
32	Lauren Ware	12:34	1-5	0-1	0-0	0	2	3	2	2	0	1	0	1
10	Derin Erdogan	03:11	0-1	0-1	0-0	0	0	0	0	0	0	0	0	0
1	Shaina Pellington	11:13	2-5	0-1	3-4	0	1	1	2	2	7	0	0	1
Team						4	1	5			0	1		
Totals			19-56	7-23	17-21	11	27	38	15	20	62	5	11	8

Technical Fouls: NONE

Shooting By Period

1st FG% 5-17 29.4%
 3PT% 1-4 25.0%
 FT% 1-2 50.0%

2nd FG% 4-15 26.7%
 3PT% 1-3 33.3%
 FT% 0-2 0%

3rd FG% 8-12 66.7%
 3PT% 3-5 60.0%
 FT% 3-4 75%

4th FG% 4-12 33.3%
 3PT% 0-4 0%
 FT% 12-14 85.7%

GM FG% 19-56 33.9%
 3PT% 7-23 30.4%
 FT% 17-21 81.0%

Dead Ball Rebounds: 1



Official Basketball Box Score - Final
Arizona at Utah
 12/20/21 Jon M. Huntsman Center, Salt Lake City
 2020-21 Women's Basketball

Game Time: 12:00 PM
 Game Duration: 1:49

Officials: Melissa Barlow, InFiNi Robinson, Clarke Stevens

Arizona - 77		Record: 8-0 (5-0)												
NO.	Name	Min	FG	3P	FT	Rebounds	Fouls	TP	AS	TO	ST	Blocks	+/-	
			M-A	M-A	M-A	OR DR TOT	PF					BS BA		
0	Trinity Baptiste	F 28:12	2-6	0-1	1-2	2	4	6	1	5	3	1	2	0
14	Sam Thomas	F 28:36	4-8	3-5	0-0	0	4	4	4	11	2	1	2	0
25	Cate Reese	F 28:00	1-1	0-0	1-1	1	3	4	1	11	1	0	2	1
2	Aari McDonald	G 29:20	7-20	3-7	2-2	1	5	6	2	19	6	6	0	1
23	Bendu Yeaney	G 16:44	1-3	0-1	1-2	1	2	3	2	1	3	1	1	0
13	Helena Puyo	24:12	2-6	1-4	2-2	0	3	3	1	7	4	0	2	0
32	Lauren Ware	16:08	3-6	0-1	2-2	0	2	2	1	8	1	2	1	0
11	Shaina Pellington	20:53	4-8	0-1	1-4	1	2	3	2	5	9	0	0	0
10	Derin Erdogan	04:29	1-1	0-0	0-0	0	0	0	0	0	0	0	0	0
11	Mara Mote	02:42	0-0	0-0	0-0	0	0	0	0	0	0	0	0	0
22	Marta Garcia	02:34	0-0	0-0	0-0	0	1	0	1	0	0	0	0	0
3	Semaj Smith	06:05	1-2	0-0	0-0	2	1	3	0	2	0	1	0	0
3	Tara Manumaleuga	01:25	0-1	0-1	0-0	0	0	0	0	0	0	0	0	0
Team						7	0	7			0	0		
Totals			30-68	7-21	10-15	16	26	42	19	14	77	18	13	15

Technical Fouls: NONE

Shooting By Period

1st FG% 5-17 29.4%
 3PT% 1-4 25.0%
 FT% 1-2 50.0%

2nd FG% 4-15 26.7%
 3PT% 1-3 33.3%
 FT% 0-2 0%

3rd FG% 8-12 66.7%
 3PT% 3-5 60.0%
 FT% 3-4 75%

4th FG% 4-12 33.3%
 3PT% 0-4 0%
 FT% 12-14 85.7%

GM FG% 19-56 33.9%
 3PT% 7-23 30.4%
 FT% 17-21 81.0%

Dead Ball Rebounds: 1

Colorado - 59		Record: 3-4 (1-3)												
NO.	Name	Min	FG	3P	FT	Rebounds	Fouls	TP	AS	TO	ST	Blocks	+/-	
			M-A	M-A	M-A	OR DR TOT	PF					BS BA		
33	Peanut Tuitele	F 24:42	1-5	0-1	0-0	1	5	6	5	1	2	1	0	2
00	Jaylyn Sherrad	G 31:57	3-11	0-1	5-10	1	4	5	4	7	11	3	5	1
3	Frida Formann	G 31:34	4-9	3-6	0-0	0	2	2	0	11	1	0	0	1
21	Mya Hollingshead	G 32:40	4-10	1-2	2-6	1	3	7	1	11	2	2	0	2
24	Aubrey Knight	G 23:41	3-4	0-1	0-0	0	5	2	0	6	2	0	0	0
4	Lesila Finau	15:06	1-4	0-0	4-4	1	0	1	0	2	6	0	0	0
11	Zuzanna Kulinska	12:26	4-4	0-0	0-0	1	1	2	1	8	0	0	0	0
13	Kylee Blacksten	06:16	0-2	0-0	0-0	1	1	0	0	0	1	0	0	1
45	Charlotte Whitaker	12:29	2-7	0-1	0-0	0	2	2	0	4	1	0	0	0
1	Thayana Jones	01:23	0-0	0-0	0-0	0	0	0	0	0	0	0	0	0
25	Annika Jank	07:46	0-2	0-0	0-2	0	1	1	0	0	0	0	2	0
Team						7	2	9			0	1		
Totals			22-58	4-12	11-22	12	29	41	20	15	59	10	10	5

Technical Fouls: NONE

Shooting By Period

1st FG% 7-14 50.0%
 3PT% 0-1 0.0%
 FT% 4-4 100%

2nd FG% 4-15 26.7%
 3PT% 1-3 33.3%
 FT% 0-2 0%

3rd FG% 9-16 56.3%
 3PT% 2-4 50.0%
 FT% 4-4 100%

4th FG% 2-13 15.4%
 3PT% 1-4 25.0%
 FT% 3-12 25%

GM FG% 22-58 37.9%
 3PT% 4-12 33.3%
 FT% 11-22 50.0%

Dead Ball Rebounds: 7

Utah - 60		Record: 2-4 (1-4)												
NO.	Name	Min	FG	3P	FT	Rebounds	Fouls	TP	AS	TO	ST	Blocks	+/-	
			M-A	M-A	M-A	OR DR TOT	PF					BS BA		
3	Andrea Torres	F 36:35	3-9	1-6	0-0	0	2	2	2	1	7	1	4	3
42	Peyton McFarland	F 23:25	4-7	0-0	2-2	3	8	11	2	1	10	2	3	0
10	Dru Gylten	G 32:21	2-7	1-2	1-2	1	2	3	2	5	6	4	1	2
11	Brynna Maxwell	G 31:34	4-11	3-6	0-0	1	3	4	3	11	1	1	2	0
15	Kemery Martin	G 17:58	3-7	1-3	0-0	1	3	4	0	2	7	2	5	0
12	Lola Pendande	13:43	0-4	0-0	0-2	4	6	2	2	0	1	2	1	1
5	Zuzanna Puc	02:02	0-0	0-0	0-0	0	0	1	0	0	0	1	0	0
24	Kennedy McQueen	12:09	1-2	0-1	2-2	0	1	1	0	1	4	2	3	1
0	Donna Ntambue	03:51	1-2	0-0	0-0	0	0	0	0	0	0	0	0	0
14	Nyah Becker	22:07	4-9	3-7	2-3	0	3	3	2	4	13	0	1	1
53	Kelsey Rees	04:15	0-0	0-0	0-0	0	1	1	0	0	0	0	0	0
Team						5	0	5			0	1		
Totals			22-58	9-25	7-11	13	26	39	14	19	60	13	22	10

Technical Fouls: NONE

Shooting By Period

1st FG% 5-8 62.5%
 3PT% 4-6 66.7%
 FT% 3-6 50%

2nd FG% 6-20 30.0%
 3PT% 2-7 28.6%
 FT% 2-3 66.7%

3rd FG% 7-17 41.2%
 3PT% 1-5 20.0%
 FT% 0-0 0%

4th FG% 4-13 30.8%
 3PT% 2-7 28.6%
 FT% 2-2 100%

GM FG% 22-58 37.9%
 3PT% 9-25 36.0%
 FT% 7-11 63.6%

Dead Ball Rebounds: 1

ARI		COL	
Biggest lead	4 (4 th 0:19)	Biggest lead	12 (3 rd 0:53)
Best Scoring Run	7 (3 rd 5:43)	Best Scoring Run	10 (3 rd 1:46)
Lead Changes	7	Lead Changes	2
Times Tied	2	Times Tied	0
Time with Lead	05:59	Time with Lead	32:30

ARI		UTAH	
Biggest lead	19 (4 th 7:00)	Biggest lead	3 (1 st 8:59)
Best Scoring Run	12 (4 th 7:00)	Best Scoring Run	7 (4 th 9:12)
Lead Changes	3	Lead Changes	3
Times Tied	3	Times Tied	0
Time with Lead	37:12	Time with Lead	01:05



Official Basketball Box Score - Final
Idaho at Arizona
 12/20/21 Mobile Center, Tucson, Ariz.
 2020-21 Women's Basketball

Game Time: 12:00 PM
 Game Duration: 1:34

Officials: Cheryl Flores, Richard Waters, Alejandro Moreno

Idaho - 42		Record: 3-3												
NO.	Name	Min	FG	3P	FT	Rebounds	Fouls	TP	AS	TO	ST	Blocks	+/-	
			M-A	M-A	M-A	OR DR TOT	PF					BS BA		
5	Beyonce Bea	F 31:21	5-17	1-5	0-0	1	9	10	1	2	11	1	5	0
11	Rylee Alexander	F 19:04	1-3	0-1	0-0	2	2	1	0	2	0	1	0	0
2	Paris Atchley	G 31:34	2-9	0-2	0-0	0	2	2	0	11	1	4	0	0
14	Sydney Gandy	G 28:54	2-9	1-7	1-2	1	1	2	0	2	6	1	1	0
3	Gina Maxzen	G 37:56	2-7	0-2	7-8	0	2	3	5	11	4	3	1	0
4	Halley Christopher	21:47	2-9	2-5	1-2	1	2	3	2	7	2	1	1	0
20	Alison Kirby	01:42	0-0	0-0	0-0	0	0	0	0	0	0	0	0	0
12	Champney Pulliam	13:48	0-0	0-0	0-0	0	1	1	0	0	0	0	0	0
3	Nina Carlson	07:48	0-1	0-0	0-0	1	1	0	0	0	0	0	0	0
32	Chayse Milne	07:36	0-0	0-0	0-0	0	1	1	0	0	0	0	2	0
25	Caitlyn Jones	04:27	0-0	0-0	0-0	0	0	0	0	0	0	0	0	0
22	Janie King	02:04	1-1	1-1	0-0	0	0	0	0	0	3	0	0	0
Team						2	2	4			0	1		
Totals			14-53	5-23	9-12	8	20							



Official Basketball Box Score - Final
California at Arizona
01/10/21 McKale Center, Tucson, Ariz.
2020-21 Women's Basketball

Game Time: 12:00 P
Game Duration: 1:4



Official Basketball Box Score - Final
Arizona at Washington St.
01/10/21 Beasley Coliseum, Pullman
2020-21 Women's Basketball

Game Time: 11:00 AM
Game Duration: 2:16

Officials: Kenneth Nash, Clarke Stevens, Nicholas Mitch

Box score for California - 33 vs Arizona - 69. Includes player stats for Ugonne Oryiah, Evelien Lutz Schiphoff, Fatou Samb, Leilani McIntosh, Dalayah Daniels, Ornela Muca, Archer Olson, Sierra Richey, and team totals.

Shooting By Period and Technical Fouls for California vs Arizona. Includes 1st-4th FG percentages, FT percentages, and technical fouls for both teams.

Box score for Arizona - 69 vs Washington St. - 71. Includes player stats for Trinity Baptiste, Sam Thomas, Cate Reese, Aeri McDonald, Bendu Yeaney, Shaina Pellington, Helena Pueyo, Lauren Ware, Senaj Smith, Tara Manumaleuga, Mara Mote, and Marta Garcia, and team totals.

Shooting By Period and Technical Fouls for Arizona vs Washington St. Includes 1st-4th FG percentages, FT percentages, and technical fouls for both teams.

Summary statistics for California vs Arizona game, including biggest lead, best scoring run, lead changes, times tied, and time with lead.

Period by Period Scoring for California vs Arizona, showing points from turnovers, paint, second chance, and fast breaks across four quarters.

Box score for Arizona - 69 vs Washington St. - 71 (continued). Includes player stats for Ula Motuga, Krystal Leger-Walker, Charisse Leger-Walker, Johanna Teoder, Cheryllyn Molina, Emma Nankervis, Grace Sarver, and Celena Molina, and team totals.

Shooting By Period and Technical Fouls for Arizona vs Washington St. Includes 1st-4th FG percentages, FT percentages, and technical fouls for both teams.

Box score for Washington St. - 71 vs Arizona - 69. Includes player stats for Ula Motuga, Krystal Leger-Walker, Charisse Leger-Walker, Johanna Teoder, Cheryllyn Molina, Emma Nankervis, Grace Sarver, and Celena Molina, and team totals.

Shooting By Period and Technical Fouls for Washington St. vs Arizona. Includes 1st-4th FG percentages, FT percentages, and technical fouls for both teams.

Summary statistics for Washington St. vs Arizona game, including biggest lead, best scoring run, lead changes, times tied, and time with lead.

Period by Period Scoring for Washington St. vs Arizona, showing points from turnovers, paint, second chance, and fast breaks across four quarters.



Official Basketball Box Score - Final
Oregon at Arizona
01/14/21 McKale Center, Tucson, Ariz.
2020-21 Women's Basketball

Game Time: 5:00 PM
Game Duration: 1:59



Official Basketball Box Score - Final
Oregon State at Arizona
01/17/21 McKale Center, Tucson, Ariz.
2020-21 Women's Basketball

Game Time: 2:00 PM
Game Duration: 1:41

Officials: Melissa Bowler, Taylor Trimble, Teresa Turner

Box score for Oregon - 41 vs Arizona - 57. Includes player stats for Nyara Sabally, Erin Booley, Jaz Shelley, Taylor Mksell, Te-Hina Paopao, Taylor Chavez, Kylee Watson, Sydney Parrish, Angela Dugalic, Maddie Scherr, Lydia Giomi, and Sedona Prince, and team totals.

Shooting By Period and Technical Fouls for Oregon vs Arizona. Includes 1st-4th FG percentages, FT percentages, and technical fouls for both teams.

Box score for Arizona - 57 vs Oregon State - 51. Includes player stats for Trinity Baptiste, Sam Thomas, Cate Reese, Aeri McDonald, Bendu Yeaney, Shaina Pellington, Helena Pueyo, Lauren Ware, Shaina Pellington, Derin Erdogan, Tara Manumaleuga, and team totals.

Shooting By Period and Technical Fouls for Arizona vs Oregon State. Includes 1st-4th FG percentages, FT percentages, and technical fouls for both teams.

Summary statistics for Oregon vs Arizona game, including biggest lead, best scoring run, lead changes, times tied, and time with lead.

Period by Period Scoring for Oregon vs Arizona, showing points from turnovers, paint, second chance, and fast breaks across four quarters.

Box score for Oregon State - 51 vs Arizona - 67. Includes player stats for Taya Corosdale, Ellie Mack, Jaz Shelley, Aeah Goodman, Sasha Goforth, Savannah Samuel, Jelena Mitrovic, Ana Teresa Faustino, Jasmine Simmons, and Noelle Mannen, and team totals.

Shooting By Period and Technical Fouls for Oregon State vs Arizona. Includes 1st-4th FG percentages, FT percentages, and technical fouls for both teams.

Box score for Arizona - 67 vs Oregon State - 51. Includes player stats for Trinity Baptiste, Sam Thomas, Cate Reese, Aeri McDonald, Bendu Yeaney, Shaina Pellington, Helena Pueyo, Lauren Ware, Shaina Pellington, Derin Erdogan, Tara Manumaleuga, and team totals.

Shooting By Period and Technical Fouls for Arizona vs Oregon State. Includes 1st-4th FG percentages, FT percentages, and technical fouls for both teams.

Summary statistics for Oregon State vs Arizona game, including biggest lead, best scoring run, lead changes, times tied, and time with lead.

Period by Period Scoring for Oregon State vs Arizona, showing points from turnovers, paint, second chance, and fast breaks across four quarters.



Official Basketball Box Score - Final
Utah at Arizona
01/22/21 McKale Center, Tucson, Ariz.
2020-21 Women's Basketball

Game Time: 4:00 PM
Game Duration: 1:57



Official Basketball Box Score - Final
Arizona at Oregon
02/08/21 Matthew Knight Arena, Eugene
2020-21 Women's Basketball

Game Time: 4:00 PM
Game Duration: 1:43

Utah - 54 Record: 3-8 (2-9)

NO.	Name	Min	FG	3P	FT	Rebounds	Fouls	TP	AS	TO	ST	Blocks	BS	BA	+/-
			M/A	M/A	M/A	OR DR TOT	PF FD					BS	BA		
3	Andrea Torres	F 27:28	2-5	2-5	0-0	0 2 2	1 1	6	0	4	3	1	0	0	-23
42	Peyton McFarland	F 13:49	1-2	0-0	0-0	1 5 6	4 0	2	0	3	0	2	0	0	-6
10	Dru Gytlen	G 31:33	1-8	0-3	1-1	0 0 0	3 7	3	8	1	0	1	1	0	-13
11	Bryna Maxwell	G 26:08	2-6	2-5	0-0	0 4 4	0 0	6	2	8	1	0	0	0	-19
15	Kemery Martin	G 25:56	5-11	1-4	0-1	0 0 0	1 1	11	0	5	1	0	1	0	-7
12	Lola Pendance	14:59	1-3	0-0	0-0	1 3 4	2 1	2	0	3	0	0	1	3	
24	Kennady McQueen	15:49	3-4	2-3	0-0	1 1 2	1 1	8	1	1	2	0	0	5	
14	Niyah Becker	20:34	4-9	1-3	1-1	1 2 3	3 3	10	2	2	2	2	0	-2	
35	Ola Makurat	26:13	2-3	0-1	0-0	1 4 5	3 0	4	2	1	1	0	0	0	
53	Kelsey Rees	07:11	1-1	0-0	0-0	2 1 3	3 1	2	0	1	0	0	0	-8	
Team						1 3 4	0 0	0	0	0	0	0	0	0	-12
Totals			22-52	8-24	2-3	8 25 33	21 15	54	15	29	10	6	3	-12	

Shooting By Period
1st FG% 4-10 40.0%
3PT% 3-6 50.0%
FT% 0-0 0%
2nd FG% 4-13 30.8%
3PT% 1-5 20.0%
FT% 0-0 0%
3rd FG% 6-14 42.9%
3PT% 1-6 16.7%
FT% 0-0 0%
4th FG% 8-15 53.3%
3PT% 3-7 42.9%
FT% 2-3 66.7%
GM FG% 22-52 42.3%
3PT% 8-24 33.3%
FT% 2-3 66.7%

Technical Fouls: NONE
Dead Ball Rebounds: 0

Arizona - 79 Record: 12-2 (10-2)

NO.	Name	Min	FG	3P	FT	Rebounds	Fouls	TP	AS	TO	ST	Blocks	BS	BA	+/-
			M/A	M/A	M/A	OR DR TOT	PF FD					BS	BA		
0	Trinity Baptiste	F 30:54	5-9	1-2	2-2	1 6 7	2 1	13	3	2	0	0	0	1	14
14	Sam Thomas	F 34:08	4-7	3-5	3-3	0 4 4	1 2	14	2	1	2	2	0	0	24
25	Cate Reese	F 29:44	11-14	3-8	0-0	3 3 6	3 1	25	2	3	0	0	1	0	21
2	Aari McDonald	G 29:50	4-16	1-3	4-4	1 5 6	1 4	13	4	2	0	0	2	16	
23	Bendu Yeaney	G 16:06	0-1	0-1	0-0	0 3 3	1 0	1	0	1	0	0	2	0	
13	Helena Puyeo	G 23:38	1-2	1-1	0-0	1 5 6	0 0	3	4	0	2	1	1	9	
1	Shaina Pellington	12:35	2-6	0-0	0-2	1 0 1	0 1	4	1	0	0	0	0	-3	
32	Lauren Ware	11:23	2-3	0-0	0-0	2 0 2	0 1	4	0	0	0	0	1	-2	
32	Lauren Ware	06:22	1-1	0-0	0-0	0 3 3	3 0	2	0	1	0	1	0	1	
11	Mara Mote	02:16	0-0	0-0	0-0	0 1 1	0 0	0	0	0	0	0	0	1	
3	Tara Manumaleuga	01:32	0-0	0-0	1-2	0 0 0	1 1	0	0	0	0	0	0	0	
10	Derin Erdogan	01:32	0-0	0-0	0-0	0 0 0	0 0	0	0	0	0	0	0	0	
Team						2 1 3	0 0	0	0	2	0	0	0	0	1
Totals			30-59	9-15	10-13	11 31 42	11 11	79	17	11	4	8	4	20	

Shooting By Period
1st FG% 9-19 47.4%
3PT% 2-4 50.0%
FT% 1-1 100%
2nd FG% 5-15 33.3%
3PT% 2-5 40.0%
FT% 0-0 0%
3rd FG% 9-12 75.0%
3PT% 3-3 100.0%
FT% 6-6 100%
4th FG% 7-13 53.8%
3PT% 2-3 66.7%
FT% 3-6 50%
GM FG% 30-59 50.8%
3PT% 9-15 60.0%
FT% 10-13 76.9%

Technical Fouls: NONE
Dead Ball Rebounds: 1

Arizona - 66 Record: 11-2 (9-2)

NO.	Name	Min	FG	3P	FT	Rebounds	Fouls	TP	AS	TO	ST	Blocks	BS	BA	+/-
			M/A	M/A	M/A	OR DR TOT	PF FD					BS	BA		
0	Trinity Baptiste	F 24:37	0-3	0-2	2-2	2 1 3	4 2	2	0	0	0	0	0	1	
14	Sam Thomas	F 34:09	1-6	0-0	2-2	1 1 2	2 1	4	2	0	6	2	1	6	
25	Cate Reese	F 26:06	5-10	0-1	1-2	3 6 9	2 3	11	0	2	3	0	1	23	
2	Aari McDonald	G 29:50	7-9	1-5	5-6	0 2 2	2 7	20	4	3	3	0	3	12	
23	Bendu Yeaney	G 23:40	6-10	1-1	1-2	1 4 5	1 2	14	2	1	2	0	1	15	
1	Shaina Pellington	19:42	4-7	0-1	0-5	1 3 4	1 4	8	1	3	1	0	0	-5	
32	Lauren Ware	19:01	1-2	0-0	2-2	4 1 5	2 1	4	0	2	3	1	0	1	
13	Helena Puyeo	14:51	0-2	0-1	0-0	0 1 1	1 0	0	1	2	0	0	0	7	
11	Mara Mote	05:05	1-1	0-0	0-0	0 0 0	0 0	0	0	2	0	0	0	0	
10	Derin Erdogan	01:28	0-0	0-0	1-2	0 0 0	0 1	1	0	0	0	0	0	-3	
34	Semaj Smith	01:28	0-0	0-0	0-0	0 0 0	0 0	0	0	0	0	0	0	-3	
Team						3 4 7	0 0	0	2	0	0	0	0	0	
Totals			25-60	2-11	14-23	15 23 38	15 21	66	10	18	19	3	6	12	

Shooting By Period
1st FG% 4-18 22.2%
3PT% 0-4 0.0%
FT% 2-2 100%
2nd FG% 7-15 46.7%
3PT% 2-4 50.0%
FT% 4-6 66.7%
3rd FG% 8-16 50.0%
3PT% 0-0 0%
FT% 0-1 0%
4th FG% 6-11 54.5%
3PT% 0-3 0%
FT% 8-14 57.1%
GM FG% 25-60 41.7%
3PT% 2-11 18.2%
FT% 14-23 60.9%

Technical Fouls: NONE
Dead Ball Rebounds: 4

Oregon - 59 Record: 12-4 (9-4)

NO.	Name	Min	FG	3P	FT	Rebounds	Fouls	TP	AS	TO	ST	Blocks	BS	BA	+/-
			M/A	M/A	M/A	OR DR TOT	PF FD					BS	BA		
1	Nyara Sabally	F 25:36	7-10	0-1	3-3	0 4 4	1 3	17	2	1	1	1	1	-20	
21	Erin Boley	F 17:30	1-4	0-0	0-0	0 1 1	0 0	2	0	0	0	0	0	-14	
32	Sedona Prince	F 21:35	4-7	0-0	2-2	3 0 3	3 2	10	0	0	0	1	0	-14	
4	Jaz Shelley	G 12:27	0-6	0-1	0-0	1 2 3	1 0	0	0	0	1	0	3	-16	
12	Ta-Hina Paopao	G 33:50	4-16	1-4	0-0	1 1 2	3 0	9	5	1	2	0	1	-19	
11	Taylor Mikesell	25:20	2-9	0-3	5-5	0 1 1	3 9	2	1	0	1	0	1	1	
14	Lydia Giomi	16:27	3-3	0-0	0-0	2 1 3	1 1	6	0	0	0	0	0	0	
25	Angela Dugalich	14:17	1-5	1-2	0-0	1 4 5	0 3	3	3	0	1	0	0	-1	
33	Sydney Parrish	22:30	1-10	1-4	0-0	2 2 4	0 0	3	1	1	0	0	1	-6	
22	Kylee Watson	10:22	0-1	0-0	0-2	0 1 1	1 2	0	0	1	1	0	0	-7	
Team						7 3 10	0 0	0	0	0	0	0	0	0	
Totals			23-71	3-15	10-12	17 20 37	12 11	59	13	6	6	4	8	-20	

Shooting By Period
1st FG% 9-15 60.0%
3PT% 0-2 0.0%
FT% 1-1 100%
2nd FG% 5-19 26.3%
3PT% 1-3 33.3%
FT% 2-2 100%
3rd FG% 5-16 31.3%
3PT% 1-4 25.0%
FT% 3-3 100%
4th FG% 4-21 19.0%
3PT% 1-6 16.7%
FT% 4-6 66.7%
GM FG% 23-71 32.4%
3PT% 3-15 20.0%
FT% 10-12 83.3%

Technical Fouls: Coach 3rd 2:21
Dead Ball Rebounds: 2

	UTAH	ARIZ
Biggest lead	3 (1 st 1:07)	19 (4 th 5:46)
Best Scoring Run	10 (4 th 2:25)	11 (3 rd 8:39)
Lead Changes	6	6
Times Tied	2	30
Time with Lead	05:52	30:58

Points from	UTAH	ARIZ
Turnovers	13	21
Paint	26	42
Second Chance	7	10
Fast Breaks	11	30
Bench	26	15

Period by Period Scoring	1st	2nd	3rd	4th	TOT
UTAH	11	9	13	21	54
ARIZ	10	20	16	20	66

	ARZ	ORE
Biggest lead	20 (4 th 0:10)	0 (1 st 10:00)
Best Scoring Run	13 (3 rd 1:05)	10 (2 nd 9:11)
Lead Changes	0	0
Times Tied	4	6
Time with Lead	34:28	00:00

Points from	ARZ	ORE
Turnovers	13	9
Paint	32	38
Second Chance	7	14
Fast Breaks	16	6
Bench	14	21

Period by Period Scoring	1st	2nd	3rd	4th	TOT
ARZ	21	12	27	19	79
ORE	19	13	14	13	59



Official Basketball Box Score - Final
Washington State at Arizona
02/12/21 McKale Center, Tucson, Ariz.
2020-21 Women's Basketball

Game Time: 7:00 PM
Game Duration: 1:42



Official Basketball Box Score - Final
Washington at Arizona
02/14/21 McKale Center, Tucson, Ariz.
2020-21 Women's Basketball

Game Time: 12:00 PM
Game Duration: 1:40

Washington State - 51 Record: 9-8 (7-8)

NO.	Name	Min	FG	3P	FT	Rebounds	Fouls	TP	AS	TO	ST	Blocks	BS	BA	+/-
			M/A	M/A	M/A	OR DR TOT	PF FD					BS	BA		
15	Ula Mctuga	F 38:47	3-8	1-1	2-2	1 9 10	3 1	9	0	0	2	0	0	-9	
55	Bella Murekateta	C 26:33	1-6	0-0	1-2	0 9 9	3 2	3	0	0	0	1	1	-2	
4	Kristal Legler-Walker	G 38:33	4-9	3-4	0-0	1 1 2	3 0	11	4	6	3	0	0	-11	
5	Charisse Leger-Walker	G 33:14	7-18	3-9	2-3	1 1 2	4 19	1	6	0	0	0	0	-7	
21	Johanna Teder	G 31:04	2-5	1-3	0-0	4 4 4	2 0	5	1	3	2	0	0	-1	
3	Emma Nankervis	11:21	1-2	0-0	0-0	1 1 1	1 2	0	0	1	0	0	1	0	
20	Grace Sarver	16:43	1-2	0-0	0-0	2 2 4	1 0	2	1	2	0	1	1	-10	



Official Basketball Box Score - Final
Arizona at California
 02/19/21 Haas Pavilion, Berkeley
 2020-21 Women's Basketball

Game Time: 12:30 PM
 Game Duration: 2:02

Officials: Clarke Stevens, Michael Price, Brian Woods

Arizona - 59															Record: 15-2 (13-2)																	
NO.	Name	Min	FG	3P	FT	Rebounds	Fouls	TP	AS	TO	ST	Blocks	BA	+/-	Shooting By Period			1st FG%			2nd FG%			3rd FG%			4th FG%					
0	Trinity Baptiste	F 25:27	3-13	1-3	4-4	3	3	6	2	3	11	0	0	1	0	2	15	31.6%	31.6%	31.6%	31.6%	31.6%	31.6%	31.6%	31.6%	31.6%	31.6%	31.6%	31.6%	31.6%		
14	Sam Thomas	F 32:50	1-4	1-3	0-0	2	3	5	4	3	2	0	1	2	0	0	0	0%	0%	0%	0%	0%	0%	0%	0%	0%	0%	0%	0%	0%		
25	Cate Reese	F 15:54	2-5	0-0	2-3	0	1	1	4	2	6	1	1	1	0	0	2	40.0%	40.0%	40.0%	40.0%	40.0%	40.0%	40.0%	40.0%	40.0%	40.0%	40.0%	40.0%	40.0%		
2	Aari McDonald	G 36:10	11-23	1-4	5-5	0	4	4	1	8	28	2	1	3	0	0	9	47.8%	47.8%	47.8%	47.8%	47.8%	47.8%	47.8%	47.8%	47.8%	47.8%	47.8%	47.8%	47.8%	47.8%	
23	Bendu Yeaney	G 26:24	1-3	0-2	0-0	0	2	2	3	0	2	0	2	0	0	0	6	33.3%	33.3%	33.3%	33.3%	33.3%	33.3%	33.3%	33.3%	33.3%	33.3%	33.3%	33.3%	33.3%	33.3%	
32	Lauren Ware	18:11	0-1	0-0	3-4	1	1	2	0	2	3	0	0	0	1	0	0	0%	0%	0%	0%	0%	0%	0%	0%	0%	0%	0%	0%	0%	0%	
13	Helena Pueyo	18:49	0-2	0-1	0-0	0	1	1	1	0	0	0	0	0	0	0	0	0%	0%	0%	0%	0%	0%	0%	0%	0%	0%	0%	0%	0%	0%	
1	Shaina Pellington	15:14	2-4	0-1	0-0	0	2	2	2	1	4	0	0	0	0	0	10	50.0%	50.0%	50.0%	50.0%	50.0%	50.0%	50.0%	50.0%	50.0%	50.0%	50.0%	50.0%	50.0%	50.0%	50.0%
4	Madison Conner	02:49	0-1	0-1	0-0	0	0	0	0	0	0	0	0	0	0	0	0	0%	0%	0%	0%	0%	0%	0%	0%	0%	0%	0%	0%	0%	0%	
34	Semaj Smith	07:48	1-1	0-0	0-0	0	0	0	0	0	0	0	0	0	0	0	0	100%	100%	100%	100%	100%	100%	100%	100%	100%	100%	100%	100%	100%	100%	100%
10	Derin Erdogan	00:24	0-0	0-0	0-0	0	0	0	0	0	0	0	0	0	0	0	0	0%	0%	0%	0%	0%	0%	0%	0%	0%	0%	0%	0%	0%	0%	0%
Team						1	2	3			0					0																
Totals			21-57	3-15	14-16	7	19	26	19	19	59	5	6	8	4	2	9	36.9%	20.0%	31.5%	20.0%	44.2%	20.0%	28.5%	42.2%	14.6%	87.5%					

California - 50															Record: 0-14 (0-11)																		
NO.	Name	Min	FG	3P	FT	Rebounds	Fouls	TP	AS	TO	ST	Blocks	BA	+/-	Shooting By Period			1st FG%			2nd FG%			3rd FG%			4th FG%						
0	Ugonne Onyiah	F 22:26	5-10	0-0	3-5	5	5	10	4	13	0	1	0	0	1	4	50.0%	50.0%	50.0%	50.0%	50.0%	50.0%	50.0%	50.0%	50.0%	50.0%	50.0%	50.0%	50.0%	50.0%			
24	Evelien Lufje Schipholt	F 28:30	1-5	0-0	0-0	2	6	8	3	1	2	1	0	0	0	0	0	20.0%	0%	0%	0%	0%	0%	0%	0%	0%	0%	0%	0%	0%	0%		
1	Lolani McIntosh	G 39:55	1-7	0-1	3-4	2	2	4	5	5	3	2	0	0	0	9	14.3%	14.3%	14.3%	14.3%	14.3%	14.3%	14.3%	14.3%	14.3%	14.3%	14.3%	14.3%	14.3%	14.3%	14.3%	14.3%	
3	Dalayah Daniels	G 40:00	9-13	0-1	6-9	1	9	10	4	6	24	1	4	1	1	9	69.2%	20.0%	69.2%	20.0%	69.2%	20.0%	69.2%	20.0%	69.2%	20.0%	69.2%	20.0%	69.2%	20.0%	69.2%	20.0%	
21	Mia Mastrov	G 38:10	0-8	0-4	0-0	1	4	5	3	1	0	1	7	0	1	2	0	0%	0%	0%	0%	0%	0%	0%	0%	0%	0%	0%	0%	0%	0%	0%	
34	Saia Richey	12:23	1-5	0-4	0-0	1	0	1	0	1	0	2	0	1	0	0	0	20.0%	0%	0%	0%	0%	0%	0%	0%	0%	0%	0%	0%	0%	0%	0%	
33	Fatou Samb	01:34	0-0	0-0	0-0	0	0	0	0	0	0	0	0	0	0	0	0	0%	0%	0%	0%	0%	0%	0%	0%	0%	0%	0%	0%	0%	0%	0%	
31	Ornela Muca	17:02	1-2	1-2	1-2	0	0	0	0	2	4	1	0	0	0	0	0	50.0%	50.0%	50.0%	50.0%	50.0%	50.0%	50.0%	50.0%	50.0%	50.0%	50.0%	50.0%	50.0%	50.0%	50.0%	50.0%
Team						2	4				0					1																	
Totals			18-50	1-12	13-20	14	26	40	19	19	50	10	18	3	2	4	9	36.0%	8.3%	13.2%	8.3%	23.1%	8.3%	13.2%	23.1%	11.2%	65.0%						

ARIZ		Cal		Points from		ARIZ		Cal		Period by Period Scoring				
Biggest lead	9 (2 nd 8:42)	Turnovers	21	1st	18	2nd	10	3rd	15	4th	16	TOT	59	
Best Scoring Run	9 (1 st 6:26)	Paint	32	Cal	13	10	20	7	50					
Lead Changes	11	Second Chance	7	Bench	9	6								
Times Tied	8	Fast Breaks	6											
Time with Lead	31:29	Bench	9											



Official Basketball Box Score - Final
Arizona at Stanford
 02/22/21 Maples Pavilion, Stanford, CA
 2020-21 Women's Basketball

Game Time: 6:00 PM
 Game Duration: 1:52

Officials: Lisa Jones, Charles Gonzalez, Anita Ortega

Arizona - 48															Record: 15-3 (13-3)																	
NO.	Name	Min	FG	3P	FT	Rebounds	Fouls	TP	AS	TO	ST	Blocks	BA	+/-	Shooting By Period			1st FG%			2nd FG%			3rd FG%			4th FG%					
0	Trinity Baptiste	F 28:29	2-8	1-2	0-0	1	8	9	2	0	5	1	2	1	0	0	15	25.0%	25.0%	25.0%	25.0%	25.0%	25.0%	25.0%	25.0%	25.0%	25.0%	25.0%	25.0%	25.0%		
14	Sam Thomas	F 35:04	3-9	3-7	3-4	0	2	2	1	3	12	0	0	0	0	0	11	33.3%	42.9%	75.0%	33.3%	42.9%	75.0%	33.3%	42.9%	75.0%	33.3%	42.9%	75.0%	33.3%	42.9%	
25	Cate Reese	F 24:45	2-5	1-3	2-4	1	2	3	2	2	7	0	1	0	0	0	2	40.0%	33.3%	50.0%	40.0%	33.3%	50.0%	40.0%	33.3%	50.0%	40.0%	33.3%	50.0%	40.0%	33.3%	
2	Aari McDonald	G 35:14	8-24	0-6	4-4	3	2	5	4	4	20	4	3	3	0	0	9	33.3%	0.0%	0.0%	33.3%	0.0%	0.0%	33.3%	0.0%	0.0%	33.3%	0.0%	0.0%	33.3%	0.0%	0.0%
23	Bendu Yeaney	G 25:54	1-2	0-1	0-2	0	2	2	2	2	2	0	1	3	2	1	0	50.0%	0%	0%	50.0%	0%	0%	50.0%	0%	0%	50.0%	0%	0%	50.0%	0%	0%
13	Helena Pueyo	29:53	0-3	0-2	0-0	1	6	7	1	0	0	2	0	0	1	0	0	0%	0%	0%	0%	0%	0%	0%	0%	0%	0%	0%	0%	0%	0%	0%
32	Lauren Ware	10:22	1-2	0-0	0-0	0	1	1	3	1	2	0	1	1	0	0	0	50.0%	0%	0%	50.0%	0%	0%	50.0%	0%	0%	50.0%	0%	0%	50.0%	0%	0%
1	Shaina Pellington	10:19	0-2	0-0	0-0	0	1	1	0	0	1	0	1	0	0	0	0	0%	0%	0%	0%	0%	0%	0%	0%	0%	0%	0%	0%	0%	0%	0%
Team						1	1	2			0					2																
Totals			17-55	5-21	9-14	7	25	32	16	12	48	9	12	11	4	14	30.9%	23.8%	31.5%	23.8%	31.5%	23.8%	31.5%	23.8%	31.5%	23.8%	31.5%	23.8%	31.5%	23.8%	31.5%	23.8%

Stanford - 62															Record: 21-2 (18-2)																		
NO.	Name	Min	FG	3P	FT	Rebounds	Fouls	TP	AS	TO	ST	Blocks	BA	+/-	Shooting By Period			1st FG%			2nd FG%			3rd FG%			4th FG%						
22	Cameron Brink	F 22:28	4-10	1-1	1-2	2	5	7	5	2	10	0	1	0	2	20	40.0%	100%	50.0%	40.0%	100%	50.0%	40.0%	100%	50.0%	40.0%	100%	50.0%	40.0%	100%	50.0%		
3	Anna Wilson	G 27:44	0-1	0-1	0-0	0	3	3	1	3	0	0	0	0	0	0	0	0%	0%	0%	0%	0%	0%	0%	0%	0%	0%	0%	0%	0%	0%	0%	
12	Lexie Hull	G 36:44	6-11	2-4	2-2	1	8	9	1	3	16	0	4	0	2	0	9	54.5%	50.0%	50.0%	54.5%	50.0%	50.0%	54.5%	50.0%	50.0%	54.5%	50.0%	50.0%	54.5%	50.0%	50.0%	
23	Kiana Williams	G 39:26	5-14	3-10	2-2	0	1	1	0	2	15	4	2	0	0	12	35.7%	30.0%	30.0%	35.7%	30.0%	30.0%	35.7%	30.0%	30.0%	35.7%	30.0%	30.0%	35.7%	30.0%	30.0%	35.7%	30.0%
30	Haley Jones	G 35:35	5-10	0-1	3-5	1	7	8	2	4	13	2	7	2	0	0	12	50.0%	0%	60.0%	50.0%	0%	60.0%	50.0%	0%	60.0%	50.0%	0%	60.0%	50.0%	0%	60.0%	50.0%
5	Francesca Belibi	13:29	1-1	0-0	2-2	1	3	4	1	2	1																						



Official Basketball Box Score - Final
UCLA at Arizona
 03/05/21 Michelob Ultra Arena, Las Vegas, NV
 2021 Pac-12 Women's Tournament

Game Time: 5:00 PM
 Game Duration: 2:00

UCLA - 58 Record: 16-4

NO. Name	Min	FG M-A	3P M-A	FT M-A	Rebounds OR DR TOT	Fouls PF FD	TP	AS	TO	ST	Blocks BS BA +/-
21 Michaela Onyenwere	F 36:05	7-19	0-0	10-11	0 4 4	2 6	24	1	1	3	0 1 5
33 Lauryn Miller	F 27:53	2-5	0-0	2-2	3 2 5	2 1	6	1	3	1	0 0 -3
4 Lindsey Corsaro	G 36:02	2-5	1-1	0-2	1 1 2	2 3	5	1	2	0	1 2 6
20 Charisma Osborne	G 34:37	1-12	1-6	4-4	2 5 7	3 5	7	2	4	1	1 1 11
23 Natalie Chou	G 35:57	3-5	0-0	1-2	1 5 6	1 1	7	2	0	3	0 1 5
0 Chantel Horvat	02:27	0-0	0-0	0-0	1 0 1	0 0	0	0	0	0	0 0 2
11 Emily Bessoir	16:53	2-7	0-3	2-2	1 6 7	1 2	6	0	0	0	1 0 15
2 Dominique Darius	10:06	1-2	1-1	0-0	1 3 4	0 0	3	0	1	0	0 0 4
Team					1 4 5	0	0	7	13	8	3 5 9
Totals		18-55	3-11	19-23	11 30 41	11 18	58	7	13	8	3 5 9

Shooting By Period
 1st FG% 3-16 18.8%
 3PT% 0-3 0.0%
 FT% 2-2 100%
 2nd FG% 7-15 46.7%
 3PT% 1-1 100.0%
 FT% 2-2 100%
 3rd FG% 5-11 45.5%
 3PT% 1-3 33.3%
 FT% 2-5 40%
 4th FG% 3-13 23.1%
 3PT% 1-4 25.0%
 FT% 13-14 92.9%
 GM FG% 18-55 32.7%
 3PT% 3-11 27.3%
 FT% 19-23 82.6%

Dead Ball Rebounds: 2, 3

Technical Fouls: NONE

Arizona - 49 Record: 16-5

NO. Name	Min	FG M-A	3P M-A	FT M-A	Rebounds OR DR TOT	Fouls PF FD	TP	AS	TO	ST	Blocks BS BA +/-
0 Trinity Baptiste	F 35:24	2-7	0-1	1-1	2 4 6	4 2	5	0	4	0	0 -6
14 Sam Thomas	F 38:01	2-5	1-2	0-0	1 2 3	4 0	5	0	1	1	2 0 -7
25 Cate Reese	F 23:40	3-6	0-0	2-2	1 3 4	3 2	8	2	2	3	1 0 4
2 Aari McDonald	G 36:09	8-24	2-6	6-7	1 7 8	4 5	24	2	5	3	0 3 -11
23 Bendu Yeanyey	G 16:38	0-3	0-1	1-4	0 1 1	0 2	1	0	0	0	1 0 -4
13 Helena Pueyo	18:47	0-3	0-3	0-0	0 6 6	0 0	0	0	2	0	0 0 -12
32 Lauren Ware	11:07	0-1	0-0	0-0	0 1 1	1 0	0	0	1	0	1 0 -10
1 Shaina Pellington	12:12	3-5	0-1	0-0	0 1 1	1 0	6	0	0	0	0 0 4
4 Madison Conner	08:02	0-3	0-3	0-0	0 2 2	1 0	0	0	0	0	0 0 -3
Team					2 1 3	0	0	0	0	0	0 0 -9
Totals		18-57	3-17	10-14	7 28 35	18 11	49	4	15	7	5 3 -9

Shooting By Period
 1st FG% 4-10 40.0%
 3PT% 0-1 0.0%
 FT% 0-2 0%
 2nd FG% 2-12 16.7%
 3PT% 1-5 20.0%
 FT% 4-6 66.7%
 3rd FG% 4-18 22.2%
 3PT% 0-6 0.0%
 FT% 3-3 100%
 4th FG% 8-17 47.1%
 3PT% 2-5 40.0%
 FT% 3-3 100%
 GM FG% 18-57 31.6%
 3PT% 3-17 17.6%
 FT% 10-14 71.4%

Dead Ball Rebounds: 3, 0

Technical Fouls: NONE

	UCLA	ARIZ
Biggest lead	10 (3 rd 4:29)	3 (2 nd 9:50)
Best Scoring Run	9 (3 rd 4:29)	8 (3 rd 7:38)
Lead Changes	4	
Times Tied	5	
Time with Lead	28:38	04:16



Official Basketball Box Score - Final
Stony Brook at Arizona
 03/22/21 Alamodome, San Antonio
 2020-21 Women's Basketball

Game Time: 1:06 PM
 Game Duration: 1:53

Stony Brook - 44 Record: 15-6

NO. Name	Min	FG M-A	3P M-A	FT M-A	Rebounds OR DR TOT	Fouls PF FD	TP	AS	TO	ST	Blocks BS BA +/-
22 Mckenzie Bushee	F 25:34	2-3	0-0	0-0	1 1 2	4 0	4	0	3	0	1 1 -30
24 Haley Zeise	F 18:49	0-6	0-2	0-0	3 4 7	3 2	0	1	2	1	1 1 -34
2 Earlette Scott	G 30:43	5-11	0-2	0-0	2 1 3	1 2	10	2	2	1	0 2 -28
3 Ashiah Dingle	G 27:09	3-7	1-1	7-8	2 2 4	3 8	14	1	5	0	0 0 -39
4 Anastasia Warren	G 24:51	0-6	0-1	0-0	0 4 4	0 0	0	0	0	4	1 0 -1 -33
13 Nairimar Vargas-Reyes	14:44	0-1	0-0	0-0	0 2 2	0 1	0	0	0	2	1 0 0 -1
32 Leighah-Amori Wool	19:24	1-6	1-3	2-2	0 5 5	1 1	5	0	0	1	0 0 -1
33 India Pagan	12:39	1-2	0-0	0-0	0 0 0	0 0	1	1	2	0	0 0 0 -5
00 Gigi Gonzalez	12:51	1-2	0-0	4-4	0 0 0	0 0	2	6	3	3	1 0 0 4
5 Jonae Cox	07:55	0-2	0-1	0-0	0 0 0	0 0	0	0	0	0	0 0 0 -8
14 Leah Burden	01:47	0-0	0-0	0-0	0 1 1	0 1	0	0	0	0	0 0 0 0
21 Kelis Coffey	01:47	0-1	0-0	0-0	1 0 1	0 0	0	0	0	0	0 0 0 0
23 Aminata Zie	01:47	1-1	0-0	1-2	0 0 0	0 1	3	0	1	0	0 0 0 0
Team					2 1 3	0	0	3	0	3	0 0 0 0
Totals		14-48	2-10	14-16	11 21 32	12 19	44	8	25	6	2 6 -35

Shooting By Period
 1st FG% 2-7 28.6%
 3PT% 0-2 0.0%
 FT% 6-6 100%
 2nd FG% 3-17 17.6%
 3PT% 1-2 50.0%
 FT% 3-4 75%
 3rd FG% 5-9 55.6%
 3PT% 0-2 0.0%
 FT% 2-2 100%
 4th FG% 4-15 26.7%
 3PT% 1-4 25.0%
 FT% 3-4 75%
 GM FG% 14-48 29.2%
 3PT% 2-10 20.0%
 FT% 14-16 87.5%

Dead Ball Rebounds: 3, 0

Technical Fouls: NONE

Arizona - 79 Record: 17-5

NO. Name	Min	FG M-A	3P M-A	FT M-A	Rebounds OR DR TOT	Fouls PF FD	TP	AS	TO	ST	Blocks BS BA +/-
0 Trinity Baptiste	F 21:06	8-10	2-2	0-0	2 4 6	4 0	18	0	3	0	1 24
14 Sam Thomas	F 29:05	1-1	0-0	0-0	0 3 3	2 1	2	3	0	6	0 0 21
25 Cate Reese	F 28:11	7-9	1-1	1-1	0 6 6	1 2	16	0	1	1	2 1 23
2 Aari McDonald	G 24:14	8-14	2-5	2-2	0 0 0	3 3	20	4	4	3	0 0 28
23 Bendu Yeanyey	G 24:44	2-5	0-0	0-0	0 2 2	2 0	4	6	2	3	1 0 20
1 Shaina Pellington	18:43	2-8	0-0	1-4	1 0 1	1 2	5	3	1	0	0 0 15
32 Lauren Ware	16:39	2-2	0-0	1-3	1 3 4	3 4	5	0	2	0	2 0 28
13 Helena Pueyo	19:15	2-6	2-3	0-0	2 4 6	1 0	6	1	3	0	1 0 20
34 Semaj Smith	06:47	0-0	0-0	0-0	0 0 0	0 1	0	0	0	0	1 0 0 2
4 Madison Conner	04:55	1-1	1-1	0-0	0 0 0	0 0	3	0	0	1	0 0 -6
3 Tara Manumaleuga	01:47	0-1	0-0	0-0	0 0 0	0 0	0	0	0	0	0 0 0 0
10 Derin Erdogan	01:47	0-0	0-0	0-0	0 0 0	0 0	1	0	0	0	0 0 0 0
11 Mara Mote	01:47	0-0	0-0	0-0	0 0 0	0 0	0	0	0	0	0 0 0 0
Team					0 0 0	0	0	0	0	0	0 0 0 0
Totals		33-57	8-12	5-10	6 22 28	19 12	79	18	14	17	6 2 35

Shooting By Period
 1st FG% 12-20 60.0%
 3PT% 2-5 40.0%
 FT% 0-0 0%
 2nd FG% 8-12 66.7%
 3PT% 2-2 100.0%
 FT% 3-4 75%
 3rd FG% 5-9 55.6%
 3PT% 1-2 50.0%
 FT% 2-6 33.3%
 4th FG% 8-16 50.0%
 3PT% 3-3 100.0%
 FT% 0-0 0%
 GM FG% 33-57 57.9%
 3PT% 8-12 66.7%
 FT% 5-10 50.0%

Dead Ball Rebounds: 2, 0

Technical Fouls: NONE

	SBU	ARI
Biggest lead	2 (1 st 9:42)	38 (4 th 1:41)
Best Scoring Run	11 (4 th 9:32)	13 (4 th 1:41)
Lead Changes	1	
Times Tied	2	
Time with Lead	00:48	38:29

	SBU	ARI
Points from Turnovers	8	25
Paint	18	44
Second Chance	3	6
Fast Breaks	8	11
Bench	16	19

	SBU	ARI
Period by Period Scoring	10	10
1st	10	10
2nd	10	12
3rd	12	12
4th	12	44
TOT		

2020-21 ARIZONA WOMEN'S BASKETBALL RADIO/TV ROSTER



#0 TRINITY BAPTISTE
F • 6-0 • Sr. - TR
Tampa, Fla.



#1 SHAINA PELLINGTON
G • 5-8 • R Jr. - TR
Pickering, Ontario, Canada




#2 AARI MCDONALD
G • 5-6 • Sr. - 2L
Fresno, Calif.



#3 TARA MANUMALEUGA
G • 5-10 • So. - 1L
Queensland, Australia



#4 MADISON CONNER
G • 5-11 • Fr. - HS
Chandler, Ariz.



#10 DERIN ERDOGAN
G • 5-6 • Fr. - HS
Istanbul, Turkey



#11 MARA MOTE
G • 5-11 • So. - 1L
Cesis, Latvia




#13 HELENA PUEYO
G • 6-0 • So. - 1L
Palma de Mallorca, Spain



#14 SAM THOMAS
F • 6-0 • Sr. - 3L
Las Vegas, Nev.



#22 MARTA GARCIA
F • 6-3 • Fr. - HS
Sevilla, Spain



#23 BENDU YEANEY
G • 5-10 • Jr. - TR
Portland, Ore.



#25 CATE REESE
F • 6-2 • Jr. - 2L
Cypress, Texas



#32 LAUREN WARE
F • 6-3 • Fr. - HS
Bismarck, N.D.



#34 SEMAJ SMITH
C • 6-6 • Jr. - 2L
Long Beach, Calif.



ADIA BARNES
Head Coach
5th Season at Arizona



TAMISHA AUGUSTIN
Assistant Coach
2nd Season at Arizona



SALVO COPPA
Assistant Coach
5th Season at Arizona



JACKIE NARED
Assistant Coach
2nd Season at Arizona



JESSIKA CARRINGTON
Director of Operations
4th Season at Arizona