

SOFTBALL

Kristen Kerr, BYU Athletic Communications | O: (801) 422-9768 | C: (801) 450-1346 | softball_sid@byu.edu | twitter: @byusoftball

MWC Champions 2001	MWC Champions 2005	MWC Champions 2007	MWC Champions 2009	MWC Champions 2010	MWC Champions 2011	WAC Champions 2012	PCSC Champions 2013	WCC Champions 2014	WCC Champions 2015	WCC Champions 2016	WCC Champions 2017	NCAA Regionals 14 appearances 13 straight '05-'17
---------------------------------	---------------------------------	---------------------------------	---------------------------------	---------------------------------	---------------------------------	---------------------------------	----------------------------------	---------------------------------	---------------------------------	---------------------------------	---------------------------------	--

BYU 2018 SCHEDULE

Kajikawa Classic (Tempe, Ariz.)				
2/8	Thu	Stanford	W, 10-1 (6)	Pac-12
2/8	Thu	Western Michigan	L, 2-1	
2/9	Fri	Nebraska	L, 5-4 (8)	
2/9	Fri	Georgia	L, 13-1 (6)	
2/10	Sat	Oregon State	L, 14-9	
Marucci Desert Classic (Las Vegas, Nev.)				
2/15	Thu	Hawai'i	W, 10-1 (5)	
2/16	Fri	Florida International	W, 2-0	
2/16	Fri	New Mexico	W, 8-1	
2/17	Sat	Long Beach State	L, 5-4	
2/17	Sat	Iowa State	L, 5-3	
Mary Nutter Collegiate Classic (Cathedral City, Calif.)				
2/22	Thu	Tennessee		
2/22	Thu	Missouri		
2/23	Fri	Oklahoma		
2/23	Fri	CSUN		
2/24	Sat	Fresno State		
Husky Classic (Seattle, Wash.)				
3/2	Fri	Portland State		
3/2	Fri	Alabama		
3/3	Sat	Northwestern		
3/3	Sat	@Washington		
Hawai'i Spring Fling Tournament (Honolulu, Hawai'i)				
3/7	Wed	Longwood		
3/7	Wed	James Madison		
3/8	Thurs	@Hawai'i		
3/9	Fri	East Carolina		
3/10	Sat	Arkansas-Pine Bluff		
3/10	Sat	James Madison		
3/16	Sat	Southern Utah		BYUtv
3/16	Sat	Southern Utah		BYUtv
LSU Round Robin (Baton Rouge, La.)				
3/22	Thurs	LSU		
3/23	Fri	North Dakota State		
3/23	Fri	LSU		
3/24	Sat	Baylor		
3/27	Tues	@Southern Utah		
ASU Invitational (Tempe, Ariz.)				
3/30	Fri	North Dakota State		
3/30	Fri	@Arizona State		
3/31	Sat	North Dakota State		
3/31	Sat	@Arizona State		
4/3	Tues	@Utah State		
4/6	Fri	Santa Clara*		BYUtv
4/6	Fri	Santa Clara*		BYUtv
4/7	Sat	Santa Clara*		BYUtv
UCCU Crosstown Clash (Orem, Utah)				
4/10	Tues	@Utah Valley		
4/13	Fri	@Pacific*		
4/13	Fri	@Pacific*		
4/14	Sat	@Pacific*		
Deseret First Duel (Salt Lake City, Utah)				
4/18	Wed	@Utah		
4/25	Wed	Utah State		BYUtv
4/27	Fri	Saint Mary's*		BYUtv
4/27	Fri	Saint Mary's*		BYUtv
4/28	Sat	Saint Mary's*		BYUtv
UCCU Crosstown Clash (Provo, Utah)				
5/1	Tues	Utah Valley		BYUtv
5/4	Fri	@San Diego*		
5/4	Fri	@San Diego*		
5/5	Sat	@San Diego*		
5/11	Fri	Loyola Marymount*		BYUtv
5/11	Fri	Loyola Marymount*		BYUtv
5/12	Sat	Loyola Marymount*		BYUtv

Bold = at home
* WCC game
All times local to site

MARY NUTTER CC



BYU (4-6, 0-0 WCC)
COUGARS

Head Coach: Gordon Eakin
Div. I Career Record 608-277
. 16th season
2017 Record 34-16, 14-1
Last time out 3-2 at Marucci

	No. 11 Tennessee (10-1, 0-0 SEC) VOLUNTEERS	Co-Head Coaches: Ralph & Karen Weekly (17th season) 2017 Record: 48-12, 16-7
	Missouri (6-5, 0-0 SEC) TIGERS	Interim Head Coach: Gina Fogue (1st season) 2017 Record: 29-28, 7-16
	No. 4 Oklahoma (6-1, 0-0 Big 12) SOONERS	Head Coach: Patty Gasso (24th season) 2017 Record: 61-9, 17-1
	CSUN (4-6, 0-0 Big West) MATADORS	Head Coach: Tairia Flowers (5th season) 2017 Record: 31-22, 11-10
	Fresno State (7-3, 0-0 MWC) BULLDOGS	Head Coach: Linda Garza (2nd season) 2017 Record: 35-23, 14-9

BYU STORYLINES

- **HOME RUN HEAT.** BYU ranks No. 8 nationally in home runs per game with 1.50. Nine Cougars have hit 15 homers in 10 games so far this season, led by Libby Sugg's four. Caitlyn Alldredge, Bridget Fleener and Allie Hancock have each crushed two while Brielle Breland, Ashley Godfrey, Madison Merrell, Alexa Strid and Lexi Tarrow have one apiece.
- **RANKED OPPONENTS.** At the Mary Nutter Collegiate Classic, BYU will face two ranked teams who lost their first games of the season last week: No. 4 Oklahoma and No. 11 Tennessee. The Sooners fell from the top spot after losing to Boston University, 3-4. The Volunteers were ranked No. 10 last week before dropping a 2-3 loss to Florida Atlantic.
- **WCC PITCHER OF THE WEEK.** Sophomore pitcher Arissa Paulson earned her second career West Coast Conference Pitcher of the Week award in the second week of play. She pitched 18.2 innings over three games for BYU with a 2.41 ERA. Paulson tallied 19 strikeouts while giving up just five earned runs in her contests. She finished with an opposing batting average of .164, scattering just 11 hits over 18.2 innings.
- **POWER AT THE PLATE.** Junior catcher and team captain Libby Sugg has been named to the 2018 USA Softball College Player of the Year Watch List. She earned NFCA All-Pacific Region First Team honors and was named to the All-WCC Second Team last season. Sugg led the team in RBI and home runs with 56 and 13, respectively, while hitting .356.

BYU NUMERICAL ROSTER

No.	Name	HT	POS	YR	B/T	Hometown/Previous School
1	Brooke Vander Heide	5-7	OF	So.	L/L	Sandy, Utah/Alta HS
2	Rylee Jensen	5-8	OF	So.	L/L	Idaho Falls, Idaho/Skyline HS
3	Marissa Chavez	5-6	SS, 2B	Fr.	R/R	Covina, Calif./Charter Oaks HS
6	Ashley Godfrey	5-6	OF, C	Jr.	R/R	Buckeye, Ariz./Estrella Foothills HS
7	Arianna Paulson	5-7	P, 1B	Sr.	R/R	Payson, Ariz./Payson HS
8	Emilee Erickson	5-10	C	Jr.	R/R	Phoenix, Ariz./Sandra Day O'Connor HS
10	Arissa Paulson	5-10	P, 1B	So.	R/R	Payson, Ariz./Brightmont Academy
11	Morgan Bevell	5-10	C	Fr.	R/R	Issaquah, Wash./Issaquah HS
12	Brielle Breland	5-8	INF, OF	Sr.	R/R	Mesa, Ariz./Grand Canyon University
13	Bridget Fleener	5-6	1B, C	Fr.	L/R	Camarillo, Calif./Camarillo HS
16	Alexa Strid	5-8	SS, OF	Sr.	R/R	Stephens City, Va./Karl Maeser Academy
17	Erin Miklus	5-2	2B	Fr.	L/R	Altoona, Iowa/Estrella Polk HS
18	Caitlyn Alldredge	5-10	3B	Sr.	R/R	Centerville, Utah/Viewmont HS
20	Autumn Moffat	5-7	P	Fr.	R/R	Eagle, Idaho/Eagle HS
21	Libby Sugg	5-7	C, 1B	Jr.	R/R	Franklin, Tenn./Franklin HS
22	Madison Merrell	5-9	OF	Sr.	R/R	Queen Creek, Ariz./Queen Creek HS
24	Olivia Sanchez	5-7	P, 1B	Jr.	R/R	Murrieta, Calif./Murrieta Valley HS
26	Lexi Tarrow	5-8	OF	Jr.	L/R	Olympia, Wash./A.G. West Black Hills HS
27	Allie Hancock	5-10	OF	Jr.	R/R	Gilbert, Ariz./Basha HS
33	Kerisa Viramontes	5-5	P	So.	R/R	Norco, Calif./Norco HS
55	Martha Epenesa	5-9	3B	Fr.	R/R	Moreno Valley, Calif./Valley View HS

Head Coach: Gordon Eakin (16th year)
Assistant Coach: Pete Meredith (5th year)
Assistant Coach: AJ Taulai'i (1st year)

Volunteer Assistant Coach: Kevin Jensen (3rd year)
Athletic Trainer: Kenzi Booth (1st year)
Softball Operations: Bridget Bergstrom (1st year)

2018 QUICK FACTS

BRIGHAM YOUNG UNIVERSITY
SCHOOL INFORMATION

Name of School: Brigham Young University
City/Zip: Provo, Utah 84602
Founded: 1875
Enrollment 33,395
Nickname: Cougars
School colors: Blue and White
Home Field/Capacity: Gail Miller Field/2,100
Surface: Grass
Affiliation: Division I
Conference: West Coast Conference
President: Kevin J Worthen, J.D.
Alma Mater, Year: BYU, 1982
Athletic Director: Tom Holmoe
Alma Mater, Year: BYU, 1983
Athletic Department Phone: (801) 422-2096
Ticket Office Phone: (801) 378-2465
Athletic Website: byucougars.com

BYU COACHING STAFF

Head Coach: Gordon Eakin
Record at School (years): 608-277 (16th year)
Career Div. I Record (years): Same
Assistant Coach/Pitching Coach: Pete Meredith (5th year)
Assistant Coach: AJ Tauali'i (1st year)
Volunteer Assistant Coach: Kevin Jensen (3rd year)
Softball Operations: Bridget Bergstrom (1st year)
Athletic Trainer: Kenzi Booth (1st year)

BYU HISTORY

First Year of Softball: 2000 (19th season)
Overall All-Time Record: 686-347 (.664)
Home Record: 222-51 (.813)
Winning Seasons: 17 (last 2017)
Conference Championships: 12 (last 2017)
Total NCAA Appearances (record): 14 (19-28)
Last NCAA Appearance: 2017
Result: Win vs. Mississippi St., Loss vs. Utah, Win vs. Fordham, Loss vs. Utah
In-State Opponent Record: 160-33 (.829)
Record vs. WCC Opponents: 51-8 (.864)

BYU TEAM INFORMATION

2017 Overall Record: 46-13
Conference Record/Finish: 14-1 / 1st
2017 Postseason: NCAA Salt Lake City Regional, 2-2 record
2017 Final RPI Ranking: 20
Starters Returning/Lost: 8/4
Lettermen Returning/Lost: 15/4
Newcomers: 6

SOFTBALL CONTACTS

Kristen Kerr
Softball Media Relations Director
Office: (801) 422-8999
Cell: (801) 450-1346
Email: softball_sid@byu.edu

Ralph Zobell
Assistant Softball Media Relations
Office: (801) 422-9769; Cell: (801) 367-3554
Email: ralph_zobell@byu.edu

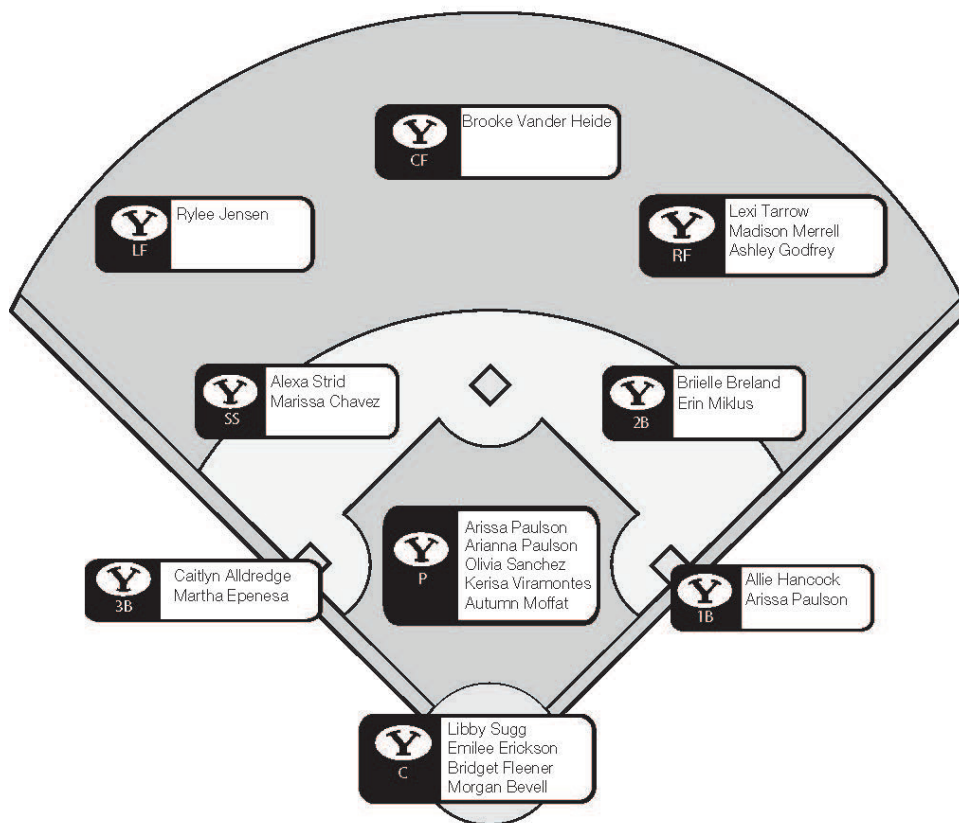
Duff Tittle
Associate AD/Communications
Office: (801) 422-8948; Cell: (801) 372-4401
Email: duff_tittle@byu.edu

Athletic Communications Fax: (801) 422-0633
Mailing Address: 30 SFH, Provo, UT 84602-2239

BYU SOFTBALL BY THE NUMBERS

- 6** The Cougars welcome six newcomers onto this year's squad: Morgan Bevell, Marissa Chavez, Martha Epenesa, Bridget Fleener, Erin Miklus and Autumn Moffat.
- 8** BYU ranks No. 8 nationally in home runs per game with 1.50. Nine Cougars have hit 15 homers in 10 games so far this season, led by Libby Sugg's four.
- 9** After taking the 2017 WCC title, BYU has won nine conference championships in a row, spanning four different conferences (MWC, WAC, PCSC, WCC).
- 10** In the preseason USA Today/NFCA Coaches and the ESPN.com/USA Softball polls, BYU has 10 opponents ranked in the top 25.
- 11** Pitcher Kerisa Viramontes recorded a complete game and 11 strikeouts against New Mexico (2/16) in the Cougars' 8-1 victory.
- 14** The Cougars will play 14 teams from four Power 5 conferences (SEC, Pac-12, Big Ten, Big 12) in 2018.

ROSTER BY POSITION



NATIONAL RANKINGS

USA Today/NFCA Coaches Preseason Poll
(02/20/18)

#	Team (1st place)	Record	Previous
1	Washington	10-0	4
2	Florida	8-1	2
3	UCLA	9-0	5
4	Oklahoma	6-1	1
5	Oregon	9-1	3
6	Texas A&M	9-0	6
7	LSU	10-0	7
8	Baylor	7-0	11
9	Florida State	8-1	8
10	Alabama	6-1	9
11	Tennessee	10-1	10
12	Auburn	13-0	13
13	Arizona	8-1	12
14	Georgia	9-1	17
15	Louisiana	7-2	16
16	Ole Miss	6-2	15
17	Arizona State	9-1	18
18	Oklahoma State	8-2	19
19	California	9-0	23
20	Michigan	5-4	20
21	Ohio State	8-1	22
22	Minnesota	5-4	14
23	Kentucky	5-2	25
t24	South Carolina	9-1	RV
t24	Utah	5-4	21

Others receiving votes:

Notre Dame (50), Long Beach State (47), Mississippi State (39), Arkansas (29), USC Upstate (20), Nebraska (16), Colorado State (14), Texas State (14), Oregon State (11), Louisville (4), McNeese State (4).

ESPN.com/USA Softball
2018 Preseason

#	Team (1st place)	Points	2017 Rnk.
1	Oklahoma (18)	496	1
2	Florida	469	2
3	Oregon (1)	463	3
4	UCLA (1)	410	5
5	Washington	403	4
6	Florida State	387	10
7	Arizona	359	9
8	LSU	345	6
9	Texas A&M	334	8
10	Alabama	316	11
11	Tennessee	311	12
12	Baylor	306	7
13	Kentucky	305	17
14	Auburn	233	13
15	Ole Miss	223	15
18	Minnesota	166	14
19	Arizona State	94	23
20	Tulsa	90	22
21	Oklahoma State	82	25
22	BYU	68	21
23	James Madison	63	18
24	Louisiana	50	19
25	Georgia	35	NR

Others receiving votes:

Ohio State (34), Notre Dame (29), North Carolina (22), South Carolina (18), Wisconsin (17), Arkansas (15), California (15), Illinois (14), Texas State (12), Texas (10), Northwestern (9), Nebraska (8), USC Upstate (8), Missouri (6), Florida International (2)

Bold: BYU

Italics: 2018 opponent

BYU'S HISTORY IN THE POLLS

USA Today/NFCA Coaches Poll

2018: Preseason - No. 19	2011: Preseason - No. 16 2/15 - No. 23 2/22 - No. 25
2017: 2/14 - No. 25 2/21 - No. 23 3/07 - No. 25 3/14 - No. 25 3/28 - No. 25 4/04 - No. 22 4/11 - No. 20 4/18 - No. 21 4/25 - No. 21 5/02 - No. 20 5/09 - No. 20 5/16 - No. 21	2010: 2/23 - No. 25 3/09 - No. 22 4/06 - No. 25 5/10 - No. 25

ESPN.com/USA Softball

2018: Preseason - No. 22	2011: Preseason - No. 20
2017: 4/04 - No. 23 4/11 - No. 20 4/18 - No. 19 4/25 - No. 20 5/02 - No. 20 5/09 - No. 20 5/16 - No. 21	2006: Preseason - No. 25 2/22 - No. 25 2005: 5/15 - No. 25

BYU NOTABLES

Strength of schedule

The 2018 schedule features 17 2017 NCAA Regional teams, seven Super Regional teams and four Women's College World Series teams. In the Mary Nutter Collegiate Classic, BYU plays Oklahoma, the 2016 and 2017 National Champions. The Cougars will face teams from 15 different conferences: the SEC, Pac-12, MWC, Big West, Big 12, Big Ten, Big Sky, American Athletic Conference, Big South, Colonial Athletic Association, Conference USA, Mid-Atlantic Conference, Southland Conference and Summit League.

WCC: Year five

BYU enters the fifth season in the West Coast Conference after jumping around following its departure from the Mountain West. The Cougars played in the Western Athletic Conference in 2012 and the Pacific Coast Softball Conference in 2013 before softball was added in the WCC beginning in the 2014 season. Spanning the four conferences, BYU has won nine conference titles in a row.

Team captains

Seniors Caitlyn Alldredge, Brielle Breland, Alexa Strid and junior Libby Sugg were voted captains by their teammates for the 2018 season. The Cougars have played without captains for years, but the coaching staff believes the captains' presence will help the team play decisively and freely, as well as create a more player-driven team.

All-WCC 2017

After winning its fourth WCC title in 2017, BYU swept the top conference awards, along with earning four spots on the All-WCC First Team, three on the second team and two honorable mentions.

Player of the Year: Caitlyn Alldredge

Pitcher of the Year: McKenna Bull

Defensive Player of the Year: Lauren Bell

Co-Freshman of the Year: Rylee Jensen & Hailey Reed (Pacific)

Coach of the Year: Gordon Eakin

All-WCC First Team: Caitlyn Alldredge, McKenna Bull, Rylee Jensen, Alexa Strid

All-WCC Second Team: Brielle Breland, Libby Sugg

Honorable Mention: Lauren Bell, Lexi Tarrow

Postseason consistency

For the past 14 seasons, BYU has advanced to the NCAA regionals. The Cougars have gone to 15 NCAA regionals overall, advancing to super regionals just once in 2010.

NFCA All-Region

Along with receiving honors in conference play, Caitlyn Alldredge, McKenna Bull and Libby Sugg received NFCA Division I All-Pacific Region First Team accolades with Rylee Jensen making the third team.

Student athletes

On and off the field, BYU softball players are making their mark. Arianna Paulson, Brielle Breland and Brooke Vander Heide garnered NFCA All-America Scholar-Athlete honors for the 2016-17 academic year after earning at least a 3.5 GPA. Paulson also received WCC Commissioner's Honor Roll Gold Honors (4.00-3.75) while Breland and Vander Heide gathered Silver Honors (3.74-3.50). Six Cougars claimed Bronze Honors (3.49-3.00): Ashley Thompson, Lauren Bell, McKenzie St. Clair, Libby Sugg, Arissa Paulson and Rylee Jensen. Bell and Thompson also received WCC All-Academic honors for their pursuit of academic excellence in conjunction with contributions to the team.

Sisters in softball

Arianna and Arissa Paulson are the third set of sisters to play together on a BYU softball team. In the inaugural softball season (2000), twins Jamie and Bryn Kreipl were on the roster. Sisters Anna and Alexandra Hudson played together from 2012-13. Arianna is a senior, Arissa is a sophomore and both are pitchers. They are from Payson, Arizona.

Gail Miller Field

BYU's field is part of Miller Park, a unique, combined baseball-softball facility. Baseball plays on Larry H. Miller field, while softball calls Gail Miller Field, a back-to-back mirror image of the pre-existing baseball field, home. It was the first combined facility of its kind when it opened in April 2001. BYU has a home record of 206-51 (.802) at the field.

Gail Miller Field has 2,100 chair seats all in the lower bowl, making it the fourth-largest on-campus NCAA softball facility at the time of its creation. The field dimensions are 2,010 feet down the left-and right-field lines and 220 in center field.

BYU SERIES RECORDS**TENNESSEE**

Overall series record: 1-6
 Home vs. Tennessee: 0-0
 Away at Tennessee: 0-1
 Neutral sites: 1-5
 Under Coach Eakin: 1-6
 Longest win streak: 1
 Last win: 6-3, 02/27/14
 Longest losing streak: 5
 Last loss: 3-15, 02/11/14

MISSOURI

Overall series record: 1-2
 Home vs. Missouri: 0-0
 Away at Missouri: 0-1
 Neutral sites: 1-1
 Under Coach Eakin: 1-2
 Longest win streak: 1
 Last win: 4-0, 02/15/08
 Longest losing streak: 2
 Last loss: 9-0, 05/19/16

OKLAHOMA

Overall series record: 0-5
 Home vs. Oklahoma: 0-0
 Away at Oklahoma: 0-3
 Neutral sites: 0-2
 Under Coach Eakin: 0-4
 Longest win streak: --
 Last win: --
 Longest losing streak: 5
 Last loss: 1-7, 02/09/17

CSUN

Overall series record: 5-1
 Home vs. CSUN: 0-0
 Away at CSUN: 0-0
 Neutral sites: 5-1
 Under Coach Eakin: 5-1
 Longest win streak: 4
 Last win: 4-1, 03/02/12
 Longest losing streak: 1
 Last loss: 3-8, 02/16/07

FRESNO STATE

Overall series record: 6-10
 Home vs. Fresno State: 0-0
 Away at Fresno State: 3-8
 Neutral sites: 3-2
 Under Coach Eakin: 6-8
 Longest win streak: 2
 Last win: 8-6, 03/11/17
 Longest losing streak: 3, twice
 Last loss: 1-6, 03/10/17

Cougars head to California to compete in Mary Nutter Collegiate Classic

PROVO, Utah – BYU softball heads to Cathedral City, California, this week to compete at the Mary Nutter Collegiate Classic Thursday through Saturday.

The Cougars (4-6, 0-0 West Coast Conference) will face two ranked teams along with three other match-ups. They open the tournament with a doubleheader against No. 11 Tennessee at 10:00 a.m. PT and Missouri at 1 p.m. PT. On Friday, BYU play No. 4 Oklahoma and CSUN at 3:00 p.m. and 8:00 p.m., respectively. The tournament will wrap up for the Cougars Saturday with Fresno State at 7:30 p.m. PT.

All games will be played at the Big League Dreams Complex in Cathedral City, California, and can be streamed on FloSoftball with a subscription. Links to the stream and live stats will be available on the BYU softball schedule page.

OPPONENTS OUTLOOK**No. 11 Tennessee | Thursday, Feb. 22 | 10:00 a.m. PT | FloSoftball**

- The Lady Vols finished the 2017 season with a 48-12 record, 16-7 in SEC play.
- Tennessee advanced to the Knoxville Super Regional last season, beating Texas A&M once and falling to the Aggies twice.
- UT leads in the overall series 6-1, most recently winning 15-3 on February 11, 2016, in the Kajikawa Classic. The Lady Vols were ranked No. 8/9 at the time.
- Co-head coaches Ralph and Karen Weekly enter their 17th season at the helm of the Tennessee program. They have compiled a record of 803-245-2 at UT.

Missouri | Thursday, Feb. 22 | 1:00 p.m. PT | FloSoftball

- In 2017, the Tigers had a 29-28 overall record, going 7-16 in the SEC.
- Mizzou competed in the Eugene Regional in 2017, where it dropped two games to Wisconsin and Illinois-Chicago.
- Missouri carries the edge in the overall series, 2-1. In the last meeting, the Tigers took home a 9-0 win on May 19, 2016, in the Columbia Regional.
- Gina Fogue became Mizzou's interim head coach on Jan. 29, 2018, after serving as an assistant coach since 2013 and director of operations from 2011-12.

No. 4 Oklahoma | Friday, Feb. 23 | 3:00 p.m. PT | FloSoftball

- The National Champions for two-consecutive years posted a record of 61-9, 17-1 in Big 12 play.
- Oklahoma beat Baylor, Washington, Oregon and Florida twice in the 2017 College World Series.
- The Sooners lead the overall series with the Cougars, 5-0. Last year at the Puerto Vallarta College Challenge, Oklahoma earned a 7-1 victory.
- Patty Gasso enters her 24th season as the head coach at OU, compiling a 1,146-322-2 while there.

CSUN | Friday, Feb. 23 | 8:00 p.m. PT | FloSoftball

- The Matadors finished 2017 with a 31-22 overall record, 11-10 in Big West competition.
- BYU leads in the overall series, 5-1, most recently winning 4-1 on Mar. 2, 2012, at the Louisville Slugger Desert Classic.
- Head coach Tairia Flowers has been at the helm of the CSUN program for four seasons. She has collected a coaching record of 137-87.

Fresno State | Saturday, Feb. 24 | 7:30 p.m. PT | FloSoftball

- In 2017, the Bulldogs went 35-23 overall and 14-9 in the Mountain West.
- Fresno State advanced to the Seattle Regional last season, beating Montana and falling twice to Michigan.
- The Bulldogs lead in the overall series, 10-6. BYU most recently won last year, 8-6, at the Fresno State Invitational.
- Linda Garza is in her second year as head coach at Fresno State. She has a career record of 180-158-2 as a head coach.

BYU HITTING STREAKS

PLAYER	SEASON	CURRENT	CAREER
Caitlyn Alldredge	5	-	9
Brielle Breland	2	-	4
Emilee Erickson	1	1	6
Bridget Fleener	3	2	2
Ashley Godfrey	1	-	1
Allie Hancock	1	-	1
Rylee Jensen	1	-	5
Madison Merrell	1	1	4
Arisa Paulson	-	-	2
Alexa Strid	3	3	6
Libby Sugg	5	4	9
Lexi Tarrow	3	1	11
Brooke Vander Heide	2	-	5

BYU ON-BASE STREAKS

PLAYER	SEASON	CURRENT	CAREER
Caitlyn Alldredge	9	9	10
Brielle Breland	7	7	10
Emilee Erickson	1	1	7
Bridget Fleener	3	2	2
Ashley Godfrey	2	2	3
Allie Hancock	5	-	4
Rylee Jensen	3	1	11
Madison Merrell	2	2	6
Arisa Paulson	-	-	2
Alexa Strid	3	3	11
Libby Sugg	10	10	10
Lexi Tarrow	4	1	13
Brooke Vander Heide	4	-	8

HOW MANY GAMES WITH... 2018 CAREER

**PERFECT HITTING %
(MIN. 3 AB)**

Caitlyn Alldredge	-	6
Ashley Godfrey	-	1
Rylee Jensen	-	2
Madison Merrell	-	1
Alexa Strid	-	2
Libby Sugg	1	4

3+ HITS

Caitlyn Alldredge	-	6
Ashley Godfrey	-	1
Rylee Jensen	-	5
Madison Merrell	-	4
Alexa Strid	-	4
Libby Sugg	2	6
Lexi Tarrow	-	3

3+ RBI

Caitlyn Alldredge	1	9
Brielle Breland	1	2
Ashley Godfrey	1	1
Rylee Jensen	-	3
Madison Merrell	-	6
Alexa Strid	-	3
Libby Sugg	2	12
Lexi Tarrow	1	4

2+ STOLEN BASES

Allie Hancock	-	1
Alexa Strid	-	2
Lexi Tarrow	-	1

LAST TIME BYU...

Recorded 10-14 hits in a game	14 vs. Hawai'i (02/15/18)
Recorded 15-19 hits in a game	17 @ Santa Clara (05/06/17)
Recorded 20+ hits in a game	20 vs. Southern Utah (05/04/10)
Scored 10-14 runs	10 vs. Hawai'i (02/15/18)
Scored 15+ runs	19 @ Santa Clara (05/06/17)
Scored 10+ runs in an inning	11 @ Santa Clara (05/06/17)
Drew eight or more walks	9 @ LMU (04/08/17)
Stole five or more bases	5 @ Fresno State (03/11/17)
Hit five or more home runs	5 vs. Oregon St. (02/10/18)
Hit 10+ home runs in a game	10 @ Utah Valley (04/16/08)
Had 3+ players with 3+ hits	Hofstedt, Broderick, St. Clair vs. Idaho St. (03/29/14)
Struck out 15+ batters	15 @ Fresno State (03/05/09)
Defeated a team ranked 11-25	4-3 vs. No. 11/13 Utah (03/22/17)
Defeated a team ranked 6-10	7-2 vs. No. 9 Cal Berkley (03/19/11)
Defeated a top 5 team	6-5 vs. No. 2/3 Oregon (03/25/14)
Lost to a top 5 team	1-0 @ No. 1/3 Oregon (03/30/17)
Lost a non-conference game at home	5-6 (8) vs. Southern Utah (04/05/16)
Lost a conference game at home	1-5 vs. Loyola Marymount (04/09/16)
Won a run-rule game	10-1 (5) vs. Hawai'i (02/15/18)
Lost a run-rule game	1-13 (6) vs. No. 25 Georgia (02/09/18)
Won an extra-inning game	8-6 (8) @ Fresno State (03/11/17)
Lost an extra-inning game	4-5 (8) vs. Nebraska (02/09/18)
Played an error-free game	Win vs. New Mexico (02/16/18)
Didn't have a strikeout at the plate	vs. Oklahoma (03/12/16)
Multiple double plays	4 @ Utah Valley (04/07/15)
Triple play	vs. San Jose State (02/11/16)
Had back-to-back home runs	Bridget Fleener and Allie Hancock vs. Hawai'i (02/15/18)
Had back-to-back-to-back home runs	Fitu, Atagi, Hudson-Shamo vs. UNLV (05/05/11)
Had 3+ players with 3+ RBIs	Merrell, Sugg, Thompson @ Santa Clara (05/06/17)

LAST TIME A BYU PLAYER...

Recorded five or more hits	5, Ashley Thompson vs. Pacific (04/10/15)
Recorded 3 or more hits	3, Libby Sugg vs. New Mexico (02/16/18)
Hit 1.000 (min. 3 AB)	Lauren Bell (3/3) vs. Utah (05/20/17)
Scored four or more runs	4, Lauren Bell vs. Santa Clara (05/06/15)
Batted in five or more runs	5, Caitlyn Alldredge vs. San Diego (04/28/17)
Had a multi-home run game	2, Caitlyn Alldredge vs. San Diego (04/28/17)
Hit for the cycle	Never Happened
Hit a grand slam	Caitlyn Alldredge vs. San Diego (04/28/17)
Drew 4+ walks in a game	4, Jessica Dugas @ Utah Valley (05/02/12)
Stole 3+ bases in a game	3, Ashley Thompson vs. Miami (Ohio) (03/03/17)
Had a walk-off home run	Rylee Jensen vs. San Diego (04/28/17)
Had a walk-off hit	Lauren Bell fielder's choice vs. Wagner (03/16/17)

LAST TIME A BYU PITCHER...

Struck out 10+ batters	11, Kerisa Veriamontes vs. New Mexico (02/16/18)
No walks (min. 4 IP)	McKenna Bull vs. Utah (05/19/17)
Threw a no-hitter	Kerisa Viramontes vs. Nevada (02/17/17)
Threw a perfect game	Hannah Howell vs. LMU (04/13/13)

2018 RECORD WHEN...

Overall	4-6
Conference	0-0
Non-Conference	4-6
Home	0-0
Away	0-0
Neutral	4-6
Day games	3-4
Night games	1-2
One Run Games	0-3
Two Run Games	1-1
Five or more run games	3-2
Extra Inning games	0-1
Shutouts	1-0
Scoring 0-2 runs	1-2
Scoring 3-5 runs	0-3
Scoring 6-9 runs	1-1
Scoring 10+ runs	2-0
Opponent scores 0-2 runs	1-2
Opponent scores 3-5 runs	0-3
Opponent scores 6-9 runs	0-0
Opponent scores 10+ runs	0-2
BYU scores 1st inning	2-1
Opponent scores 1st inning	0-2
BYU scores first	4-1
Opponent scores first	0-5
BYU out-hits opponent	3-2
Opponent out-hits BYU	1-4
Equal number of hits	0-0
BYU hits zero home runs	0-4
BYU hits one home run	1-1
BYU hits 2+ home runs	3-1
Opponent hits zero home runs	3-2
Opponent hits one home run	1-2
Opponent hits 2+ home runs	0-2
BYU has no errors	1-1
BYU has one error	2-3
BYU has 2+ errors	1-2
Opponent has no errors	1-4
Opponent has one error	2-2
Opponent has 2+ errors	1-0
Game tied after fifth inning	0-0
BYU leads after fifth inning	3-2
BYU trails after fifth inning	0-4
Game tied after sixth inning	0-0
BYU leads after sixth inning	2-3
BYU trails after sixth inning	0-2
Mercy rule games	2-1
In February	4-6
In March	0-0
In April	0-0
In May	0-0
On Monday	0-0
On Tuesday	0-0
On Wednesday	0-0
On Thursday	2-1
On Friday	2-2
On Saturday	0-3
vs. left-handed starter	0-1
vs. right-handed starter	4-5

2018 TEAM GAME HIGHS

At Bats	.30 three times, last vs. LBSU
Runs scored	10 twice, last vs. Hawai'i
Hits	14 vs. Hawai'i
RBI's	10 twice, last vs. Hawai'i
Doubles	2 twice, last vs. FIU
Triples	1 vs. Nebraska
Home runs	5 vs. Oregon St.
Stolen bases	2 vs. Western Michigan
Walks	7 vs. FIU
Total Bases	25 vs. Hawai'i
Assists	13 vs. LBSU
DPs turned	2 vs. Oregon St.
Strikeouts	11 vs. New Mexico
Hits allowed	19 vs. Oregon St.
Walks allowed	6 vs. Georgia

BYU IN THE NCAA

TEAM STAT RANKINGS

(as of 02/19/18)

Category	Value (ranking)
Batting Average	0.266 (117)
Double Plays Per Game	0.40 (79)
Doubles Per Game	0.80 (191)
Earned Run Average	3.73 (156)
Fielding Percentage	0.952 (160)
Home Runs Per Game	1.50 (8)
Scoring	5.20 (62)
Slugging Percentage	0.479 (38)
Stolen Bases Per Game	0.50 (199)
Triples Per Game	0.10 (145)
WL Percentage	0.400 (160)

INDIVIDUAL STAT RANKINGS

(as of 02/19/18)

Category	Name, value (ranking)
Batting Average	Libby Sugg, 0.484 (80)
Hit by Pitch Per Game	Brielle Breland, 0.60 (6)
Home Runs Per Game	Libby Sugg, 0.40 (32)
	Bridget Fleener, 0.25 (126)
Home Runs	Libby Sugg, 4 (14)
On Base Percentage	Brielle Breland, 0.571 (74)
	Libby Sugg, 0.556 (94)
RBI Per Game	Libby Sugg, 1.20 (79)
	Caitlyn Alldredge, 1.0 (123)
Sacrifice Hits Per Game	
	Brooke Vander Heide, 0.33 (44)
Slugging Percentage	Libby Sugg, 0.871 (72)
Strikeouts Per 7 Innings	Arisa Paulson, 7.6 (99)
	Kerisa Viramontes, 7.5 (102)
Total Bases	Libby Sugg, 27 (29)

OPPONENTS IN THE NCAA

TENNESSEE STAT RANKINGS

(as of 02/19/18)

Category	Value (ranking)
Batting Average	0.298 (57)
Double Plays Per Game	0.27 (141)
Doubles Per Game	1.36 (83)
Earned Run Average	2.03 (47)
Fielding Percentage	0.966 (88)
Home Runs Per Game	0.91 (44)
Scoring	5.73 (48)
Slugging Percentage	0.464 (56)
Stolen Bases Per Game	1.00 (110)
Triples Per Game	0.18 (105)
WL Percentage	0.909 (12)

MISSOURI STAT RANKINGS

(as of 02/19/18)

Category	Value (ranking)
Batting Average	0.320 (32)
Double Plays Per Game	0.27 (141)
Doubles Per Game	1.55 (48)
Earned Run Average	3.78 (159)
Fielding Percentage	0.961 (116)
Scoring	5.64 (53)
Slugging Percentage	0.513 (24)
Stolen Bases Per Game	1.18 (101)
WL Percentage	0.545 (113)

OKLAHOMA STAT RANKINGS

(as of 02/19/18)

Category	Value (ranking)
Batting Average	0.335 (24)
Double Plays Per Game	0.14 (215)
Doubles Per Game	1.57 (44)
Earned Run Average	0.76 (10)
Fielding Percentage	0.979 (26)
Home Runs Per Game	0.71 (83)
Scoring	5.71 (49)
Slugging Percentage	0.489 (34)
Stolen Bases Per Game	2.86 (9)
WL Percentage	0.857 (27)

CSUN STAT RANKINGS

(as of 02/19/18)

Category	Value (ranking)
Batting Average	0.314 (37)
Double Plays Per Game	0.10 (246)
Doubles Per Game	1.50 (51)
Earned Run Average	7.22 (246)
Fielding Percentage	0.950 (169)
Home Runs Per Game	1.50 (8)
Scoring	5.80 (45)
Slugging Percentage	0.531 (20)
Stolen Bases Per Game	1.00 (110)
Triples Per Game	0.25 (53)
WL Percentage	0.400 (160)

FRESNO STATE STAT RANKINGS

(as of 02/19/18)

Category	Value (ranking)
Batting Average	0.268 (113)
Double Plays Per Game	0.50 (38)
Doubles Per Game	0.50 (241)
Earned Run Average	3.21 (127)
Fielding Percentage	0.963 (104)
Home Runs Per Game	1.20 (22)
Scoring	4.90 (76)
Slugging Percentage	0.473 (47)
Stolen Bases Per Game	1.00 (110)
WL Percentage	0.700 (58)

**2018 WCC STANDINGS**

Pacific	0-0	6-4
San Diego	0-0	6-5
BYU	0-0	4-6
Loyola Marymount	0-0	4-5-1
Saint Mary's	0-0	0-10
Santa Clara	0-0	0-5

2017 WCC PLAYERS OF THE WEEK

Week 1	Kailey Hill, San Diego
Week 2	Sydney Lahners, Pacific

2017 WCC PITCHERS OF THE WEEK

Week 1	Halle Kylerl, San Diego
Week 2	Arisa Paulson, BYU

FINAL 2017 WCC STANDINGS

	WCC	Overall
BYU	14-1	44-11
Pacific	10-5	27-24
San Diego	8-7	22-22
Loyola Marymount	6-9	20-31
Santa Clara	4-11	12-35
Saint Mary's	3-12	17-31

2017 WCC Player of the Year

Caitlyn Alldredge

2017 Pitcher of the Year

McKenna Bull

2017 WCC Co-Freshman of the Year

Rylee Jensen

2017 WCC Coach of the Year

Gordon Eakin, BYU

2018 WCC PRESEASON POLL**2018 WCC Softball Preseason Poll**

Team (First Place Votes)	Points
1. BYU (5)	25
T2. Pacific (1)	19
T2. Loyola Marymount	19
4. San Diego	13
5. Saint Mary's	9
6. Santa Clara	5

2018 All-WCC Preseason Softball Team

Name	Institution	Year	Position
Position Players			
Nikki Alexander	Saint Mary's	Soph.	2B/SS
Caitlyn Alldredge	BYU	Sr.	3B
Brooke Christensen	LMU	Sr.	OF
Ellie Fisher	Santa Clara	Sr.	OF
Rylee Jensen	BYU	So.	OF
Sydney Lahners	Pacific	Sr.	1B
Hailey Reed	Pacific	So.	P/OF
Irma Sanchez	LMU	Sr.	C
Hailey Sparacino	Saint Mary's	Sr.	UT
Taylor Spence	San Diego	Jr.	OF
Alexa Strid	BYU	Sr.	SS
Libby Sugg	BYU	Jr.	C
Pitchers			
Hannah Bandimere	LMU	Jr.	RHP
Arisa Paulson	BYU	So.	RHP
Marissa Young	Pacific	Sr.	RHP

WCC TEAM STAT RANKINGS*(as of 02/19/18)*

Category	Value (ranking)
Batting Average	0.266 (3)
Double Plays Per Game	0.40 (3)
Doubles Per Game	0.80 (4)
Earned Run Average	3.73 (3)
Fielding Percentage	0.952 (3)
Home Runs Per Game	1.50 (1)
Scoring	5.20 (1)
Slugging Percentage	0.479 (1)
Stolen Bases Per Game	0.50 (5)
Triples Per Game	0.10 (5)
WL Percentage	0.400 (4)

WCC INDIVIDUAL STAT RANKINGS*(as of 02/19/18)*

Category	Name, value (ranking)
Batting Average	Libby Sugg, 0.484 (2)
Hit by Pitch Per Game	Brielle Breland, 0.60 (1)
Home Runs Per Game	Libby Sugg, 0.40 (2)
.	Bridget Fleener, 0.25 (5)
Home Runs	Libby Sugg, 4 (2)
On Base Percentage	Brielle Breland, 0.571 (2)
.	Libby Sugg, 0.556 (3)
RBI Per Game	Libby Sugg, 1.20 (2)
.	Caitlyn Alldredge, 1.0 (3)
Sacrifice Hits Per Game
.	Brooke Vander Heide, 0.33 (1)
Slugging Percentage	Libby Sugg, 0.871 (2)

GORDON EAKIN

**BYU HEAD COACH
2003-PRESENT**

Eakin is entering his 16th season as the Cougars' head coach and his 19th season at BYU overall.

He was named head coach in July 2002 after working as an assistant coach since the softball program's inception in 2000. Since that time he has led the Cougars to five Mountain West Conference championships, one Western Athletic Conference tournament championship, three West Coast Conference championship and 12 NCAA tournament appearances.

The 2017 WCC Coach of the Year (fourth-consecutive year) has coached 13 All-Americans, 11 conference players of the year, five conference freshmen of the year, and five conference pitchers of the year during his tenure.

In 2010, Eakin guided the Cougars to 46 wins, the most in school history, as BYU advanced to the NCAA Super Regionals for the first time ever with wins over East Carolina and host Texas before ending its season at national runner-up Arizona. The Cougars finished second in the country in batting average, seventh in scoring and ninth in slugging percentage as a team.

Known as one of the best hitting coaches in the country, Eakin has helped BYU finish in the top-ten nationally seven times in slugging percentage, six times in home runs per game, four times in batting average and four times in scoring.

In addition to his duties at BYU, Eakin was also an assistant coach and hitting coach for the USA National Team in 2009. In the summer of 2010, Eakin helped guide the National Team to a 17-2 record as USA won the World Championship in Venezuela, the World Cup in Oklahoma and the Japan Cup championship in Sendai, Japan.

Before entering the coaching ranks, Eakin was a successful baseball and softball player. After playing collegiate baseball at the University of Utah, Eakin signed with the Oakland Athletics organization where he played for three years.

Eakin went on to join the United States All-Star team, playing in three U.S. Olympic sports festivals in 1986, 1993 and 1994, winning bronze, silver and gold, respectively. While on the team, Eakin was honored on the ISC All-World First Team and was an ASA All-American. He would later go on to play shortstop on the internationally ranked Larry H. Miller Toyota Fast Pitch team, eventually earning induction into the Utah Fast Pitch Hall of Fame in 1998.

Eakin is a native of Holladay, Utah, and graduated from Granite High. He currently resides in Sandy, Utah, and is married to Barbi. They are the parents of three children (Alicia, Ryan & Parker) and have five grandsons.



EAKIN AT A GLANCE

- Record of 653-271 (.707) in 15 years as head coach
- Former USA National Team hitting coach
- Eight-time conference coach of the year (WCC: 2014-2017, PCSC 2013 and MWC: 2009, 2010 & 2011)
- Led BYU to WCC championships in 2014-2017, the 2013 PCSC championship and the WAC tournament championship in 2012
- Guided Cougars to five Mountain West Conference championships (2005, 2007, 2009, 2010, 2011) while never finishing lower than third in the conference
- Led BYU to first-ever NCAA Super Regional appearance in 2010 and 13-straight NCAA tournament appearances overall
- Coached 13 All-Americans
- Coached 11 conference players of the year, five conference freshmen of the year and five conference pitchers of the year
- Coached 28 All-Region performers, 46 all-conference performers
- Guided BYU to top-10 national finishes in slugging percentage seven times, home runs per game six times, batting average four times and scoring four times
- Coached two players who would go on to play professionally, including MWC Player of the Year Angeline Quiocho who finished first in the nation in home runs per game and RBI per game in 2010

EAKIN COACHING RECORD

YEAR	OVERALL	CONF.	CONF. FINISH	NCAA
2003	36-17	10-7	3rd/MWC	-
2004	34-18	11-8	3rd/MWC	-
2005	45-14	16-2	1st/MWC	1-2
2006	43-22	16-7	2nd/MWC	1-2
2007	43-20	17-4	1st/MWC	2-2
2008	44-20	14-6	2nd/MWC	1-2
2009	40-18	12-2	1st/MWC	2-2
2010	46-13	12-3	1st/MWC	3-2
2011	40-18	11-2	1st/MWC	2-2
2012	45-15	15-4	1st/WAC	2-2
2013	33-25	19-5	1st/PCSC	0-2
2014	34-23	12-2	1st/WCC	1-2
2015	40-14	13-2	1st/WCC	1-2
2016	36-21	12-3	1st/WCC	1-2
2017	46-13	14-1	1st/WCC	2-2
2018	4-6	-	-	-
TOTAL	608-277 (.687)	204-58	-	19-26
(16th Season)				



PETE MEREDITH

**BYU ASSISTANT COACH
2014-PRESENT**

Coaching Experience

The Pitching Academy

Playing Career

- Played professional men's fastpitch for Sportsman Enterprises, Dave Frye Plastering, Farm Tavern, Trans Aire International and Larry Miller Toyota
- Meredith pitched in a record 23-consecutive International Softball Congress World Tournaments

- Set records for most tournament wins (61), no hitters (8), strikeouts in a tournament (100) and strikeouts in a game (21)
- Named to the All-World Team seven times
- Inducted into the ASA/USA National Softball Hall of Fame in 2016 and into the International Softball Congress Hall of Fame in 2007
- Holds the record for most wins in ASA national championship play, compiling a 55-27 record before retiring from Major competition in 2002.
- Tied for most wins in one Men's Major National Championship with eight in 1988 for Trans-Aire of Elkhart, Ind. and is the record holder for most IP in one national tourney (88) in that same national championship.

Personal

- Native of Dunedin, New Zealand
- He and wife Angie have one daughter



AJ TAUALI'I

**BYU ASSISTANT COACH
2017-PRESENT**

Coaching Experience

- Hitting coach at the Girls of Garciaparra Baseball Group Training Academy in Southern California
- Has coached private lessons for 10 years

Playing Career

- Played first base for Hawai'i from 2007-10
- One of four team captains in 2010 as Hawai'i advanced to the Women's College World Series

- Hit 18 of the team's 158 home runs in 2010, a national record, and finished the season batting .298
- Received All-Western Athletic First and Second Team honors in 2009 and 2010, respectively
- Named to the National Fastpitch Coaches Association All-West Region Team in 2009

Education

- Bachelor of Science in Sociology, University of Hawai'i (2011)

Personal

- Native of Torrance, California
- Served an LDS mission in Eugene, Oregon
- Younger sister Coco Tauali'i Bond played softball for BYU from 2013-16
- Younger sister Brooke Soon played volleyball for BYU from 2007-10



KEVIN JENSEN

**BYU VOLUNTEER ASSISTANT COACH
2016-PRESENT**

Coaching Experience

- Asst. baseball coach at Southern Utah
- Assistant baseball coach at Northridge High
- Assistant softball coach at Clearfield High
- Head softball coach at Layton High
- Head softball coach for Utah Express 14, 16 and 18 & under

- Utah Firebirds 18 & under at the ASA National Softball Championships
- Private softball and baseball instructor

Playing Career

- Played with the Cincinnati Reds
- Kansas City Royals Baseball Academy nominee
- Played baseball at Utah, Southern Utah and Weber State

Personal

- Served an LDS mission in Ontario, Canada
- Niece Tracee Hoch Heaton played softball at BYU in 2006-07
- Wife is Suzi Miya Jensen and has three children and four grandchildren

No.	Name	Pos.	B/T	Ht.	Yr.	Hometown (Previous School)
18	Caitlyn Alldredge	3B, OF	R/R	5-10	Sr.	Centerville, Utah/Viewmont HS
11	Morgan Bevell	C	R/R	5-10	Fr.	Issaquah, Wash./Issaquah HS
12	Brielle Breland	INF, OF	R/R	5-8	Sr.	Mesa, Ariz./Grand Canyon University
3	Marissa Chavez	SS, 2B	R/R	5-6	Fr.	Covina, Calif./Charter Oaks HS
55	Martha Epenesa	3B	R/R	5-9	Fr.	Moreno Valley, Calif./Valley View HS
8	Emilee Erickson	C	R/R	5-10	Jr.	Phoenix, Ariz./Sandra Day O'Connor HS
13	Bridget Fleener	1B, C	L/R	5-6	Fr.	Camarillo, Calif./Camarillo HS
6	Ashley Godfrey	OF, C	R/R	5-6	Jr.	Buckeye, Ariz./Estrella Foothills HS
27	Allie Hancock	OF	R/R	5-10	Jr.	Gilbert, Ariz./Basha HS
2	Rylee Jensen	OF	L/L	5-8	So.	Idaho Falls, Idaho/Skyline HS
22	Madison Merrell	OF	R/R	5-8	Sr.	Queen Creek, Ariz./Queen Creek HS
17	Erin Miklus	2B	L/R	5-2	Fr.	Altoona, Iowa/Southeast Polk HS
20	Autumn Moffat	P	R/R	5-10	Fr.	Eagle, Idaho/Eagle HS
7	Arianna Paulson	P, 1B	R/R	5-8	Sr.	Payson, Ariz./Payson HS
10	Arissa Paulson	P, 1B	R/R	5-10	So.	Payson, Ariz./Brightmont Academy
24	Olivia Sanchez	P, 1B	R/R	5-7	Jr.	Murrieta, Calif./Murrieta Valley HS
16	Alexa Strid	SS	R/R	5-8	Sr.	Stephens City, Va./Karl Maeser Academy
21	Libby Sugg	C	R/R	5-7	Jr.	Franklin, Tenn./Franklin HS
26	Lexi Tarrow	OF	L/R	5-8	Jr.	Olympia, Wash./A.G. West Black Hills HS
1	Brooke Vander Heide	OF	L/L	5-7	So.	Sandy, Utah/Alta HS
33	Kerisa Viramontes	P	R/R	5-5	So.	Norco, Calif./Norco HS

Head Coach: Gordon Eakin (16th year)

Assistant Coach: Pete Meredith (5th year)

Assistant Coach: AJ Tauali'i (1st year)

Assistant Coach: Kevin Jensen (3rd year)

Athletic Trainer: Kenzi Booth (1st year)

Softball Operations: Bridget Bergstrom (1st year)

Pronunciation Guide:

Brielle Breland	Bree-el brEE-land	Arianna Paulson	AR-ee-aw-nuh
Marissa Chavez	Chaw-vehz	Alexa Strid	Stri-d
Martha Epenesa	Epp-eh-neh-suh	Lexi Tarrow	tehr-oh
Madison Merrell	mare-el	Brooke Vander Heide	Hide
Erin Miklus	Mick-lus	Kerisa Viramontes	Kerr-issa
		Veer-a-mont-es	
Gordon Eakin	EE-kin	AJ Tauali'i	Tau-AH-lee-EE

SENIORS (5)

Caitlyn Alldredge
Brielle Breland
Madison Merrell
Arianna Paulson
Alexa Strid

JUNIORS (6)

Emilee Erickson
Ashley Godfrey
Allie Hancock
Olivia Sanchez
Libby Sugg
Lexi Tarrow

SOPHOMORES (4)

Rylee Jensen
Arissa Paulson
Brooke Vander Heide
Kerisa Viramontes

FRESHMEN (6)

Morgan Bevell
Marissa Chavez
Martha Epenesa
Bridget Fleener
Erin Miklus
Autumn Moffat

MARRIED (1)

Caitlyn Alldredge

PITCHERS (5)

Autumn Moffat
Arianna Paulson
Arissa Paulson
Olivia Sanchez
Kerisa Viramontes

CATCHERS (4)

Morgan Bevell
Emilee Erickson
Bridget Fleener
Libby Sugg

INFIELDERS (13)

Caitlyn Alldredge
Brielle Breland
Marissa Chavez
Martha Epenesa
Bridget Fleener
Allie Hancock
Erin Miklus
Autumn Moffat
Arianna Paulson
Arissa Paulson
Alexa Strid
Olivia Sanchez

OUTFIELDERS (8)

Brielle Breland
Ashley Godfrey
Rylee Jensen
Madison Merrell
Alexa Strid
Lexi Tarrow
Brooke Vander Heide

ARIZONA (7)

Brielle Breland
Emilee Erickson
Ashley Godfrey
Allie Hancock
Madison Merrell
Arianna Paulson
Arissa Paulson

CALIFORNIA (4)

Martha Epenesa
Bridget Fleener
Olivia Sanchez
Kerisa Viramontes

IDAHO (2)

Rylee Jensen
Autumn Moffat

IOWA (1)

Erin Miklus

TENNESSEE (1)

Libby Sugg

UTAH (2)

Caitlyn Alldredge
Brooke Vander Heide

VIRGINIA (1)

Alexa Strid

WASHINGTON (1)

Morgan Bevell



Brooke Vander Heide • 1

5-7 • Sophomore • OF • L/L • Sandy, Utah • Alta HS
Career Stats

Season	GP	GS	AB	R	H	2B	3B	HR	RBI	BB	SO	SB	CS	SF	SH	HBP	AVG	SLG	OBP	PO	A	E	FLD
2017	48	40	94	25	32	3	1	0	14	12	17	10	1	0	3	1	.340	.394	.421	25	2	0	1.000
2018	9	8	19	1	5	1	0	0	0	1	4	1	0	0	3	1	.263	.316	.333	8	1	1	0.900
CAREER	57	48	113	26	37	4	1	0	14	13	21	11	1	0	6	2	.327	.381	.406	33	3	1	0.973

Notable

- Hit .714 during her senior season in high school
- Her 214 career hits is a Utah high school record
- Four-year letterwinner in volleyball
- Named to 2017 WCC Commissioner's Silver Honor Roll
- 2017 NFCA All-America Scholar-Athlete

Records


SEASON HIGHS

At Bats 3 four times, last vs. LBSU (2/17/18)
Runs 1 vs. Hawai'i (2/15/18)
Hits 2 vs. LBSU (2/17/18)
RBI --
Walks 1 vs. FIU (2/16/18)
Stolen Bases 1 vs. Western Michigan (2/8/18)
Batting Average (min. 3 AB) .667 vs. LBSU (2/17/18)
Slugging Percentage (min. 3 AB) .667 twice, last vs. LBSU (2/17/18)

CAREER HIGHS

At Bats 3 19 times, last vs. LBSU (2/17/18)
Runs 2 three times, last vs. San Diego (4/28/17)
Hits 2 six times, vs. LBSU (2/17/18)
RBI 2 three times, last vs. UVU (5/8/17)
Walks 3 vs. Detroit Mercy (3/3/17)
Stolen Bases 1 11 times, last vs. Western Michigan (2/8/18)
Batting Average (min. 3 AB) .667 five times, last vs. LBSU (2/17/18)
Slugging Percentage (min. 3 AB) 1.333 @ SUU (4/11/17)

Season Highlights



Rylee Jensen • 2

5-8 • Sophomore • OF • L/L • Idaho Falls, Idaho • Skyline HS
Career Stats

Season	GP	GS	AB	R	H	2B	3B	HR	RBI	BB	SO	SB	CS	SF	SH	HBP	AVG	SLG	OBP	PO	A	E	FLD
2017	55	53	160	40	54	11	1	6	34	28	16	7	3	1	4	3	.338	.531	.443	69	2	0	1.000
2018	9	8	25	6	3	1	0	0	3	5	6	0	0	0	0	0	.120	.160	.267	9	0	1	0.900
CAREER	64	61	185	46	57	12	1	6	37	33	22	7	3	1	4	3	.308	.481	.419	78	2	1	.988

Notable

- 2016 Skyline Player of the Year
- Four-year letterwinner in basketball
- 2017 NFCA All-Pacific Region Third Team
- WCC Co-Freshman of the Year
- All-WCC First Team
- Two-time WCC Player of the Week

Records

SEASON HIGHS



At Bats 4 twice, last vs. New Mexico (2/16/18)
Runs 2 three times, last vs. Hawai'i (2/15/18)
Hits 2 vs. Hawai'i (2/15/18)
RBI 2 vs. Hawai'i (2/15/18)
Walks 1 five times, last vs. LBSU (2/17/18)
Stolen Bases --
Batting Average (min. 3 AB) 0.500 vs. Hawai'i (2/15/18)
Slugging Percentage (min. 3 AB) 0.750 vs. Hawai'i (2/15/18)

CAREER HIGHS

At Bats 4 17 times, last vs. New Mexico (2/16/18)
Runs 3 four times, last @ SCU (5/6/17)
Hits 4 vs. Nebraska (2/9/17)
RBI 5 vs. San Diego (4/28/17)
Walks 2 six times, last vs. San Diego (4/28/17)
Stolen Bases 1 seven times, last @ Saint Mary's (5/13/17)
Batting Average (min. 3 AB) 1.000 twice, last @ Saint Mary's (5/13/17)
Slugging Percentage (min. 3 AB) 2.000 vs. San Diego (4/28/17)

Season Highlights

- Went 2/3 twice at the Kajikawa Classic



Marissa Chavez • 3

5-6 • Freshman • SS, 2B • R/R • Covina, California • Charter Oaks HS
Career Stats

Season	GP	GS	AB	R	H	2B	3B	HR	RBI	BB	SO	SB	CS	SF	SH	HBP	AVG	SLG	OBP	PO	A	E	FLD
2018	2	1	4	0	0	0	0	0	0	0	3	0	0	0	0	0	0	0	0	0	0	0	0
CAREER	2	1	4	0	0	0	0	0	0	0	3	0	0	0	0	0	0	0	0	0	0	0	0

Notable

- Four-year varsity starter
- Won the Silver Slugger Award

Records


SEASON HIGHS

At Bats 3 vs. Iowa St. (2/17/18)
Runs --
Hits --
RBI --
Walks --
Stolen Bases --
Batting Average (min. 3 AB) --
Slugging Percentage (min. 3 AB) --

CAREER HIGHS

At Bats 3 vs. Iowa St. (2/17/18)
Runs --
Hits --
RBI --
Walks --
Stolen Bases --
Batting Average (min. 3 AB) --
Slugging Percentage (min. 3 AB) --

Season Highlights





Ashley Godfrey • 6

5-6 • Junior • OF, C • R/R • Buckeye, Arizona • Estrella Foothills HS

Career Stats

Season	GP	GS	AB	R	H	2B	3B	HR	RBI	BB	SO	SB	CS	SF	SH	HBP	AVG	SLG	OBP	PO	A	E	FLD
2015	9	0	7	3	3	0	0	0	0	0	1	0	0	0	0	0	.429	.429	.429	1	0	0	1.000
2017	15	1	10	3	4	0	0	0	2	1	0	1	0	0	0	1	.400	.400	.500	19	4	0	1.000
2018	5	2	6	2	1	0	0	1	3	1	3	0	0	0	0	1	.167	.667	.375	4	0	1	.800
CAREER	29	3	23	8	8	0	0	1	5	2	4	1	0	0	0	2	.348	.478	.444	24	4	1	.966

Notable

- Majoring in exercise and wellness
- Arizona Interscholastic Association All-State First Team 2010-12
- Lettered in volleyball and soccer, All-Section Second Team in soccer in 2013-14

Records

SEASON HIGHS

At Bats 3 vs. Western Michigan (2/9/18)

Runs 1 twice, last vs. Oregon State (2/10/18)

Hits 1 vs. Oregon State (2/10/18)

RBI 3 vs. Oregon State (2/10/18)

Walks --

Stolen Bases --

Batting Average (min. 3 AB) --

Slugging Percentage (min. 3 AB) --

AB --

CAREER HIGHS

At Bats 3 three times, last vs. Western Michigan (2/9/18)

Runs 2 vs. Texas A&M (2/20/15)

Hits 3 vs. Detroit Mercy (3/3/17)

RBI 3 vs. Oregon State (2/10/18)

Walks 1 vs. Miami (3/3/17)

Stolen Bases 1 vs. Nebraska (2/9/17)

Batting Average (min. 3 AB) 1.000 vs. Detroit Mercy (3/3/17)

Slugging Percentage (min. 3 AB)

1.000 vs. Detroit Mercy (3/3/17)

Season Highlights

- Hit her first-career home run, a three-run dinger, against Oregon State (2/10) in her home state of Arizona



Arianna Paulson • 7

5-7 • Senior • P, 1B • R/R • Payson, Arizona • Payson HS

Career Stats

Season	GP	GS	W	L	CG	SHO	SV	IP	H	R	ER	BB	SO	2B	3B	HR	AB	HBP	AVG	ERA
2015	14	5	2	3	1	0	0	36.1	49	45	39	44	34	8	0	0	153	9	.320	7.51
2016	11	1	2	0	1	0	0	23.2	30	31	26	38	30	4	0	4	99	1	.303	7.69
2017	12	3	3	1	1	1	2	26.1	27	19	17	18	18	3	0	3	101	5	.267	4.52
2018	0	0	0	0	0	0	0	0	0	0	0	0	0	0	0	0	0	0	0	0
CAREER	37	9	7	3	3	1	2	85.4	106	95	82	100	82	15	0	7	353	15	.297	6.57

Notable

- Younger sister Arissa is on the team
- Brother Sterling played rugby at BYU from 2012-14
- Great-grandfather played for the Washington Redskins
- Salutatorian of her high school class
- Also played volleyball and basketball

Records

SEASON HIGHS

Strikeouts --

ERA (min. 4 IP) --

Innings Pitched --

Opponent Batting Average (min. 4 IP) --

Earned Runs --

Hits --

Walks --

At Bats --

CAREER HIGHS

Strikeouts 7 @ San Diego (5/14/16)

ERA (min. 4 IP) .00 vs. Detroit Mercy (3/3/17)

Innings Pitched 7.0 @ San Diego (5/14/16)

Opponent Batting Average (min. 4 IP) .160 @ San Diego (5/14/16)

Earned Runs 7 vs. Tennessee (2/11/16)

Hits 8 vs. San Jose State (2/5/16)

Walks 9 vs. California (2/6/15)

At Bats 25 @ San Diego (5/14/16)

Season Highlights



Emilee Erickson • 8

5-10 • Junior • C • R/R • Phoenix, Arizona • Sandra Day O'Connor HS

Career Stats

Season	GP	GS	AB	R	H	2B	3B	HR	RBI	BB	SO	SB	CS	SF	SH	HBP	AVG	SLG	OBP	PO	A	E	FLD
2016	31	25	75	11	21	4	0	3	12	4	20	0	1	0	3	3	.280	.453	.341	116	15	2	.985
2017	10	5	16	3	1	0	0	0	0	1	3	0	0	0	0	2	.063	.063	.211	36	1	0	1.000
2018	5	5	9	0	1	0	0	0	1	4	4	0	0	0	0	0	.111	.111	.385	21	4	0	1.000
CAREER	46	35	100	14	23	4	0	3	13	9	27	0	1	0	3	5	.230	.360	.325	173	20	2	.990

Notable

- 21st member of her family to attend BYU
- Brother Brendon played baseball for BYU in 2013
- Captain of her team that won the 2015 Division I State Championship
- Voted Female Athlete of the Year at her high school

Records

SEASON HIGHS

At Bats 3 vs. New Mexico (2/16/18)

Runs --

Hits 1 vs. Iowa State (2/17/18)

RBI 1 vs. Iowa State (2/17/18)

Walks 3 vs. Oregon State (2/10/18)

Stolen Bases --

Batting Average (min. 3 AB) --

Slugging Percentage (min. 3 AB) --

AB --

CAREER HIGHS

At Bats 4 three times, last @ Utah (3/15/16)

Runs 2 twice, last vs. Santa Clara (5/6/16)

Hits 2 four times, last vs. Santa Clara (5/6/16)

RBI 2 vs. Southern Utah (4/5/16)

Walks 3 vs. Oregon State (2/10/18)

Stolen Bases --

Batting Average (min. 3 AB) .667 twice, last vs. Santa Clara (5/6/16)

Slugging Percentage (min. 3 AB) 1.667 vs. Santa Clara (5/6/16)

Season Highlights



Arissa Paulson • 10

5-10 • Sophomore • P, 1B • R/R • Payson, Arizona • Brightmont Academy

Career Stats

Season	GP	GS	W	L	CG	SHO	SV	IP	H	R	ER	BB	SO	2B	3B	HR	AB	HBP	AVG	ERA
2017	25	20	11	3	9	2	1	99.2	82	43	41	59	97	17	3	3	363	4	.226	3.72
2018	8	7	3	2	3	1	0	32.4	30	14	11	13	36	5	0	1	130	2	.231	3.06
CAREER	33	27	14	5	12	3	1	131.6	112	57	52	72	133	22	3	4	493	6	.857	6.78

Notable

- Older sister Arianna is on the team
- Brother Sterling played rugby at BYU from 2012-14
- Great-grandfather played for the Washington Redskins
- Arizona Gatorade Softball Player of the Year for 2014-15
- Also played soccer and basketball

Records

SEASON HIGHS

Strikeouts 8 twice, last vs. FIU (2/16/18)
ERA (min. 4 IP) .00 twice, last vs. FIU (2/16/18)
Innings Pitched 7.0, vs. FIU (2/16/18)
Opponent Batting Average (min. 4 IP) .00 vs. FIU (2/16/18)
Earned Runs 4 twice, last vs. Iowa State (2/17/18)
Hits 8 vs. Oregon State (2/10/18)
Walks 3 three times, last vs. Iowa State (2/17/18)
At Bats 26 vs. Stanford (2/8/18)

CAREER HIGHS

Strikeouts 9 vs. UVU (5/8/17)
ERA (min. 4 IP) .00 three times, last vs. Stanford (2/8/18)
Innings Pitched 7.0 five times, last vs. SUU (4/19/17)
Opponent Batting Average (min. 4 IP) 0.00 vs. FIU (2/16/18)
Earned Runs 7 vs. Arizona (2/23/17)
Hits 9 @ UCLA (3/25/17)
Walks 6 twice, last vs. Arizona (2/23/17)
At Bats 26 vs. Stanford (2/8/18)

Season Highlights

- In the first game of the season, pitched a complete game in win over Stanford (2/8)
- WCC Pitcher of the Week (2/20)



Morgan Bevell • 11

5-10 • Freshman • C • R/R • Issaquah, Washington • Issaquah HS

Career Stats

Season	GP	GS	AB	R	H	2B	3B	HR	RBI	BB	SO	SB	CS	SF	SH	HBP	AVG	SLG	OBP	PO	A	E	FLD	
2018	2	0	2	0	0	0	0	0	0	0	2	0	0	0	0	0	0	0	0	0	0	0	0	0
CAREER	2	0	2	0	0	0	0	0	0	0	2	0	0	0	0	0	0	0	0	0	0	0	0	0

Notable

- Four-year starter on varsity
- Team captain and overall MVP in 2016
- Three-year scholar athlete
- Hopes to pursue a degree in the medical field
- Her dad is the offensive coordinator for the Seattle Seahawks

Records

SEASON HIGHS

At Bats 1 twice, last vs. New Mexico (2/16/18)
Runs --
Hits --
RBI --
Walks --
Stolen Bases --
Batting Average (min. 3 AB) --
Slugging Percentage (min. 3 AB) --

CAREER HIGHS

At Bats 1 twice, last vs. New Mexico (2/16/18)
Runs --
Hits --
RBI --
Walks --
Stolen Bases --
Batting Average (min. 3 AB) --
Slugging Percentage (min. 3 AB) --

Season Highlights



Brielle Breland • 12

5-8 • Senior • INF, OF • R/R • Mesa, Arizona • Grand Canyon University

Career Stats

Season	GP	GS	AB	R	H	2B	3B	HR	RBI	BB	SO	SB	CS	SF	SH	HBP	AVG	SLG	OBP	PO	A	E	FLD
2017	53	44	108	29	31	6	2	5	29	10	20	7	1	0	3	13	.287	.519	.412	37	3	2	.952
2018	10	10	21	8	6	0	0	1	3	8	6	0	2	0	0	6	.286	.429	.571	17	9	3	.900
CAREER	63	52	129	37	37	6	2	6	32	18	26	7	3	0	3	19	.287	.504	.446	54	12	5	.930

Notable

- Team captain this season
- 2017 All-WCC Second Team
- WCC Commissioner's Silver Honor Roll
- Transfer from Grand Canyon University
- Had a .353 career batting average at GCU
- All-WAC second team
- Four-year letterwinner in volleyball in high school

Records

SEASON HIGHS

At Bats 4 vs. Nebraska (2/9/18)
Runs 2 twice, last vs. New Mexico (2/16/18)
Hits 2 vs. Hawai'i (2/15/18)
RBI 3 vs. Hawai'i (2/15/18)
Walks 2 vs. Stanford (2/8/18)
Stolen Bases --
Batting Average (min. 3 AB) .667 vs. Hawai'i (2/15/18)
Slugging Percentage (min. 3 AB) 1.67 vs. Hawai'i (2/15/18)

CAREER HIGHS

At Bats 4 twice, last vs. Nebraska (2/9/18)
Runs 2 six times, last vs. Hawai'i (2/15/18)
Hits 2 seven times, last vs. Hawai'i (2/15/18)
RBI 3 three times, last vs. Hawai'i (2/15/18)
Walks 2 twice, last vs. Stanford (2/8/18)
Stolen Bases 1 seven times, last @ SCU (5/13/17)
Batting Average (min. 3 AB) .667 six times, last vs. Hawai'i (2/15/18)
Slugging Percentage (min. 3 AB) 2.333 @ LMU (2/7/17)

Season Highlights

- Hit her first home run of the season, a three-run dinger, against Hawai'i (2/15)



Bridget Fleener • 13

5-6 • Freshman • 1B, C • L/R • Camarillo, California • Camarillo HS

Career Stats

Season	GP	GS	AB	R	H	2B	3B	HR	RBI	BB	SO	SB	CS	SF	SH	HBP	AVG	SLG	OBP	PO	A	E	FLD
2018	8	7	23	3	6	0	1	2	5	1	3	0	0	0	0	0	.261	.609	.292	0	0	0	0
CAREER	8	7	23	3	6	0	1	2	5	1	3	0	0	0	0	0	.261	.609	.292	0	0	0	0

Notable

- Four-year starter on varsity
- Named ACHS Offensive Player of the Year in 2014, 2015 and 2016
- Plans to major in exercise science

Records

SEASON HIGHS

At Bats 4 three times, last vs. Hawai'i (2/15/18)
Runs 1 three times, last vs. Iowa State (2/17/18)
Hits 2 vs. Hawai'i (2/15/18)
RBI 2 vs. Hawai'i (2/15/18)
Walks --
Stolen Bases --
Batting Average (min. 3 AB) .500 vs. Hawai'i (2/15/18)
Slugging Percentage (min. 3 AB) 1.25 vs. Hawai'i (2/15/18)

CAREER HIGHS

At Bats 4 three times, last vs. Hawai'i (2/15/18)
Runs 1 three times, last vs. Iowa State (2/17/18)
Hits 2 vs. Hawai'i (2/15/18)
RBI 2 vs. Hawai'i (2/15/18)
Walks --
Stolen Bases --
Batting Average (min. 3 AB) .500 vs. Hawai'i (2/15/18)
Slugging Percentage (min. 3 AB) 1.25 vs. Hawai'i (2/15/18)

Season Highlights

- Hit a triple against Nebraska in her first at-bat as a Cougar (2/9)
- Recorded her first home run against Oregon State (2/10)
- Hit a two-run homer against Hawai'i (2/15)



Alexa Strid • 16

5-8 • Senior • SS • R/R • Stephens City, Virginia • Karl Maeser Academy

Career Stats

Season	GP	GS	AB	R	H	2B	3B	HR	RBI	BB	SO	SB	CS	SF	SH	HBP	AVG	SLG	OBP	PO	A	E	FLD
2015	49	47	115	23	26	5	0	2	12	12	17	3	1	0	6	4	.226	.322	.321	58	75	15	.899
2016	47	44	122	20	40	7	2	5	21	16	16	1	0	3	3	1	.328	.541	.401	30	14	3	.936
2017	59	59	161	28	51	10	3	5	32	20	14	5	1	1	8	1	.317	.509	.393	78	95	8	.956
2018	10	10	35	6	9	1	0	1	3	0	6	1	0	0	2	0	.257	.371	.257	12	19	2	.940
CAREER	163	158	433	77	125	23	5	13	68	48	53	10	2	4	19	6	.282	.436	.343	178	203	28	.933

Notable

- Team captain this season
- All-WCC First Team in 2016 and 2017
- Redshirt senior (redshirted in 2014)
- Led the Georgia East Cobb Bullets to a top-5 finish at the 2013 18-U Premier Nationals

Records

SEASON HIGHS

At Bats 4 six times, last vs. Iowa State (2/17/18)
Runs 2 vs. LBSU (2/17/18)
Hits 2 three times, last vs. Iowa St. (2/17/18)
RBI 1 three times, last vs. LBSU (2/17/18)
Walks --
Stolen Bases 1 vs. Hawai'i (2/15/18)
Batting Average (min. 3 AB) .500 three times, last vs. Iowa St. (2/17/18)
Slugging Percentage (min. 3 AB) 1.25 twice, vs. LBSU (2/17/18)

CAREER HIGHS

At Bats 5 twice, last @ San Diego (5/13/16)
Runs 3 @ Santa Clara (5/6/17)
Hits 3 three times, last vs. San Diego (4/28/17)
RBI 4 twice, last vs. Pacific (4/14/17)
Walks 2 eight times, last @ SCU (5/6/17)
Stolen Bases 2 twice, last @ Saint Mary's (5/13/17)
Batting Average (min. 3 AB) 1.000 twice, last vs. San Diego (4/28/17)
Slugging Percentage (min. 3 AB) 2.333 vs. Pacific (4/15/17)

Season Highlights

- Hit first home run of the season against LBSU (2/17)
- Went 2/4 in three games at the Marucci Desert Classic



Erin Miklus • 17

5-2 • Freshman • 2B • L/R • Altoona, Iowa • Southeast Polk HS

Career Stats

Season	GP	GS	AB	R	H	2B	3B	HR	RBI	BB	SO	SB	CS	SF	SH	HBP	AVG	SLG	OBP	PO	A	E	FLD
2018	6	0	1	4	0	0	0	0	0	0	1	1	0	0	0	0	0	0	0	0	0	0	0
CAREER	6	0	1	4	0	0	0	0	0	0	1	1	0	0	0	0	0	0	0	0	0	0	0

Notable

- Two of her brothers wrestle for Mizzou
- Has cousins that played softball at Drake, Iowa and Hartburg College
- National Honor Society
- All-Academic Award
- Plans to study psychology

Records

SEASON HIGHS

At Bats 1 vs. Georgia (2/9/18)
Runs 1 four times, last vs. Iowa St. (2/17/18)
Hits --
RBI --
Walks --
Stolen Bases 1 vs. Nebraska (2/9/18)
Batting Average (min. 3 AB) --
Slugging Percentage (min. 3 AB) --

CAREER HIGHS

At Bats 1 vs. Georgia (2/9/18)
Runs 1 four times, last vs. Iowa St. (2/17/18)
Hits --
RBI --
Walks --
Stolen Bases 1 vs. Nebraska (2/9/18)
Batting Average (min. 3 AB) --
Slugging Percentage (min. 3 AB) --

Season Highlights

- Scored four runs as a pinch runner in four games



Caitlyn Alldredge • 18

5-10 • Senior • 3B • R/R • Centerville, Utah • Viewmont HS

Career Stats

Season	GP	GS	AB	R	H	2B	3B	HR	RBI	BB	SO	SB	CS	SF	SH	HBP	AVG	SLG	OBP	PO	A	E	FLD
2015	17	5	26	5	5	0	0	1	4	1	8	0	0	0	1	1	.192	.308	.250	13	12	2	.926
2016	52	48	128	12	32	4	1	2	15	16	33	2	1	2	1	2	.250	.344	.338	55	3	4	.935
2017	59	59	154	45	53	12	3	10	42	19	27	5	1	2	6	2	.344	.656	.418	48	123	4	.977
2018	10	10	14	4	9	1	0	2	10	5	6	0	0	0	1	0	.333	.593	.250	8	31	2	.951
CAREER	138	122	335	66	99	17	4	15	71	41	74	7	2	4	9	5	.280	.475	.314	121	154	11	.947

Notable

- Team captain this season
- 2017 NFCA All-Pacific Region First Team
- WCC Player of the Year, All-WCC First Team
- Only married player on this year's roster
- Brother Biss Larsen played baseball for Utah
- Lettered all four years in softball and baseball

Records

SEASON HIGHS

At Bats 4 vs. Oregon State (2/10/18)
Runs 1, four times, last vs. LBSU (2/17/18)
Hits 2 twice, last vs. LBSU (2/17/18)
RBI 3 vs. New Mexico (2/16/18)
Walks 2 vs. New Mexico (2/16/18)
Stolen Bases --
Batting Average (min. 3 AB) .667 twice, last vs. LBSU (2/17/18)
Slugging Percentage (min. 3 AB) 1.00 twice, last vs. LBSU (2/17/18)

SEASON HIGHS

At Bats 5 vs. Mount St. Mary's (3/3/16)
Runs 3 three times, last @ SCU (5/6/17)
Hits 3 six times, last @ SCU (5/6/17)
RBI 5 vs. San Diego (4/28/16)
Walks 3 @ Utah (3/15/16)
Stolen Bases 1 seven times, last vs. Mississippi St. (5/18/17)
Batting Average (min. 3 AB) 1.000 six times, last @ SCU (5/6/17)
Slugging Percentage (min. 3 AB) 3.000 vs. San Diego (4/28/17)

Season Highlights

- Hit a home run against Oregon State (2/10)
- Crushed a three-run homer against New Mexico (2/16)
- Recorded seven putouts against Iowa State (2/17)



Autumn Moffat • 20

5-10 • Freshman • P, 1B • R/R • Eagle, Idaho • Eagle HS

Career Stats

Season	GP	GS	W	L	CG	SHO	SV	IP	H	R	ER	BB	SO	2B	3B	HR	AB	HBP	AVG	ERA
2018	5	1	0	1	0	0	0	8.5	19	11	7	1	6	2	0	2	47	2	.404	7.41
CAREER	5	1	0	1	0	0	0	8.5	19	11	7	1	6	2	0	2	47	2	.404	7.41

Notable

- Her dad played football at BYU while her brother was a cheerleader here
- Three-time state champion pitcher
- Two-time 5A pitcher of the year
- Wants to study nursing

Records

SEASON HIGHS

Strikeouts 2 twice, last vs. LBSU (2/17/18)
ERA (min. 4 IP) 4.39 vs. LBSU (2/17/18)
Innings Pitched 4.1, vs. LBSU (2/17/18)
Opponent Batting Average (min. 4 IP) 0.278 vs. LBSU (2/17/18)
Earned Runs 4 vs. Oregon State (2/10/18)
Hits 5 three times, last vs. LBSU (2/17/18)
Walks 1 vs. Nebraska (2/9/18)
At Bats 18 vs. LBSU (2/17/18)

CAREER HIGHS

Strikeouts 2 twice, last vs. LBSU (2/17/18)
ERA (min. 4 IP) 4.39 vs. LBSU (2/17/18)
Innings Pitched 4.1, vs. LBSU (2/17/18)
Opponent Batting Average (min. 4 IP) 0.278 vs. LBSU (2/17/18)
Earned Runs 4 vs. Oregon State (2/10/18)
Hits 5 three times, last vs. LBSU (2/17/18)
Walks 1 vs. Nebraska (2/9/18)
At Bats 18 vs. LBSU (2/17/18)

Season Highlights

- Started first collegiate game against LBSU



Libby Sugg • 21

5-7 • Junior • C • R/R • Franklin, Tennessee • Franklin HS

Career Stats

Season	GP	GS	AB	R	H	2B	3B	HR	RBI	BB	SO	SB	CS	SF	SH	HBP	AVG	SLG	OBP	PO	A	E	FLD
2016	57	57	163	30	52	10	1	18	58	37	33	0	1	1	0	1	.319	.724	.446	288	15	4	.987
2017	58	57	163	30	58	12	0	13	56	18	22	4	0	4	5	2	.356	.669	.417	315	16	2	.994
2018	10	10	16	7	15	0	0	4	12	5	2	0	0	0	0	0	.484	.871	.556	55	2	0	1.000
CAREER	125	124	357	67	125	22	1	35	125	60	57	4	1	5	5	3	.386	.755	.473	634	31	6	.994

Notable

- Team captain this season
- Named to 2018 USA Softball College Player of the Year Watch List
- 2017 NFCA All-Pacific Region First Team
- All-WCC Second Team
- Won two ASA/USA National Championships with Tennessee Fury 97
- Only player to start every game in 2016
- Hit a grand slam against Saint Mary's in 2016

Records

SEASON HIGHS

At Bats 4 four times, last vs. LBSU St. (2/17/18)
Runs 2 vs. New Mexico (2/16/18)
Hits 3 twice, last vs. New Mexico (2/16/18)
RBI 3 twice, last vs. New Mexico (2/16/18)
Walks 2 vs. Hawai'i (2/15/18)
Stolen Bases --
Batting Average (min. 3 AB) .750 vs. New Mexico (2/16/18)
Slugging Percentage (min. 3 AB) 1.50 vs. New Mexico (2/16/18)

CAREER HIGHS

At Bats 4 27 times, last vs. Oregon St. (2/10)
Runs 2 14 times, vs. New Mexico (2/16/18)
Hits 3 five times, last vs. New Mexico (2/16/18)
RBI 5 twice, last vs. Nebraska (2/9/17)
Walks 3 vs. Santa Clara (5/7/16)
Stolen Bases 1 four times, last vs. UVU (5/8/17)
Batting Average (min. 3 AB) 1.000 four times, last vs. Nebraska (2/9)
Slugging Percentage (min. 3 AB) 2.667 vs. Utah (3/22/17)

Season Highlights

- Went a perfect 5/5 in two games the same day against Nebraska and No. 25 Georgia (2/9)
- Had two homers and seven RBI at the Kajikawa Classic



Madison Merrell • 22

5-9 • Senior • OF • R/R • Queen Creek, Arizona • Queen Creek HS

Career Stats

Season	GP	GS	AB	R	H	2B	3B	HR	RBI	BB	SO	SB	CS	SF	SH	HBP	AVG	SLG	OBP	PO	A	E	FLD
2015	11	8	27	7	6	1	1	1	2	2	4	3	0	0	0	2	.222	.444	.323	19	7	3	.897
2016	49	39	121	21	36	7	1	4	27	9	16	2	1	1	2	1	.298	.471	.348	31	1	2	.941
2017	32	12	44	12	10	4	0	2	11	3	11	3	0	0	1	0	.227	.455	.277	16	2	1	.947
2018	5	3	9	2	2	1	0	1	2	1	3	0	0	0	0	0	.222	.667	.250	1	0	0	1.000
CAREER	92	59	192	40	52	12	2	7	40	14	31	7	1	1	3	3	.242	.509	.312	66	10	6	.946

Notable

- Hit a three-run home run against Pacific in 2017
- Won back-to-back national titles in 2012 and 2013 with the Queen Creek Ladycats
- Athlete and Player of the Year in 4A division in 2014
- Also played volleyball

Records

SEASON HIGHS

At Bats 4 vs. Oregon St. (2/10)
Runs 1 twice, last vs. Oregon St. (2/10)
Hits 1 twice, last vs. Oregon St. (2/10)
RBI 1 twice, last vs. Oregon St. (2/10)
Walks 1 vs. Georgia (2/9)
Stolen Bases --
Batting Average (min. 3 AB) .250 vs. Oregon St. (2/10)
Slugging Percentage (min. 3 AB) 1.000 vs. Oregon St. (2/10)

CAREER HIGHS

At Bats 4 13 times, last vs. Oregon St. (2/10)
Runs 2 four times, last vs. Santa Clara (5/7/16)
Hits 3 four times, last vs. UTEP (3/4/16)
RBI 4 vs. UC Santa Barbara (3/19/16)
Walks 2 vs. Southern Illinois (2/27/15)
Stolen Bases 1 eighth times, last vs. Mississippi State (3/18/17)
Batting Average (min. 3 AB) 1.000 vs. UTEP (3/4/16)
Slugging Percentage (min. 3 AB) 2.333 vs. UTEP (3/4/16)

Season Highlights

- Hit a home run against Oregon St. (2/10)



Olivia Sanchez • 24

5-7 • Junior • P, 1B • R/R • Murrieta, California • Murrieta Valley HS

Career Stats

Season	GP	GS	W	L	CG	SHO	SV	IP	H	R	ER	BB	SO	2B	3B	HR	AB	HBP	AVG	ERA
2016	23	14	7	8	5	2	0	91	107	61	44	40	49	27	1	11	370	7	.289	3.38
2017	7	0	0	0	0	0	0	9	12	11	10	4	1	1	0	3	40	0	.300	7.78
2018	3	0	0	1	0	0	0	4.3	8	10	9	5	1	4	0	3	22	1	.364	18.84
CAREER	33	14	7	9	5	2	0	99.4	127	82	63	49	51	32	1	17	432	8	.714	34.24

Notable

- Cousin of former BYU softball outfielder Monica Gonzales (2006-09)
- High school team was back-to-back league champions in 2013 and 2014
- Scholar athlete in 2012, 2013, 2015
- Southwestern League MVP in 2013 and 2015

Records

SEASON HIGHS

Strikeouts 1 vs. Oregon St. (2/10)
ERA (min. 4 IP) --
Innings Pitched 2.1 vs. Georgia (2/9)
Opponent Batting Average (min. 4 IP) --
Earned Runs 8 vs. Georgia (2/9)
Hits 7 vs. Georgia (2/9)
Walks 3 vs. Georgia (2/9)
At Bats 13 twice vs. Georgia (2/9)

CAREER HIGHS

Strikeouts 6 twice, last @ Texas (4/2/16)
ERA (min. 4 IP) .00 seven times, last vs. Nebraska (5/20/16)
Innings Pitched 7.0 vs. Creighton (2/13/16)
Opponent Batting Average (min. 4 IP) .050 twice, last vs. Nebraska (5/20/16)
Earned Runs 6 vs. Missouri (2/27/16)
Hits 14 vs. Missouri (2/27/16)
Walks 6 vs. Missouri (2/27/16)
At Bats 31 vs. Missouri (2/27/16)

Season Highlights



Lexi Tarrow • 26

5-8 • Junior • OF • L/R • Olympia, Washington • A.G. West Black Hills HS

Career Stats

Season	GP	GS	AB	R	H	2B	3B	HR	RBI	BB	SO	SB	CS	SF	SH	HBP	AVG	SLG	OBP	PO	A	E	FLD
2016	42	31	89	22	23	3	1	0	6	7	20	5	0	0	3	2	.258	.315	.327	12	2	1	.933
2017	57	56	157	42	62	4	3	3	30	29	30	7	2	0	3	2	.395	.516	.495	18	1	0	1.000
2018	10	9	28	6	8	3	0	1	5	5	10	1	0	0	0	0	.286	.500	.394	7	1	0	1.000
CAREER	109	96	274	70	93	10	4	4	41	41	60	13	2	0	6	4	.313	.444	.405	34	4	1	.978

Notable

- Full name is Lexi
- All-WCC Honorable Mention
- WCC Player of the Week (2/27)
- Had a career-high 3 hits @ Fresno State on 3/4 hitting
- Career-high 3 RBI on 2/3 hitting with 2 runs vs. Maine

Records

SEASON HIGHS

At Bats 4 twice, last vs. LBSU (2/17/18)
Runs 2 twice, last vs. New Mexico (2/16/18)
Hits 2 vs. FIU (2/16/18)
RBI 3 vs. Stanford (2/8/18)
Walks 2 vs. Oregon St. (2/10/18)
Stolen Bases 1 vs. Western Michigan (2/9/18)
Batting Average (min. 3 AB) .667 vs. FIU (2/16/18)
Slugging Percentage (min. 3 AB) 1.33 twice, last vs. FIU (2/16/18)

CAREER HIGHS

At Bats 5 vs. UVU (4/26/17)
Runs 3 vs. UVU (4/26/17)
Hits 4 vs. UVU (4/26/17)
RBI 3 four times, last vs. Stanford (2/8)
Walks 2 four times, last 2 vs. Oregon St. (2/10)
Stolen Bases 2 vs. Creighton (2/13/16)
Batting Average (min. 3 AB) .800 vs. UVU (4/26/17)
Slugging Percentage (min. 3 AB) 2.000 vs. UVU (4/26/17)

Season Highlights

- Hit a three-run homer against Stanford (2/8)
- Went 2 for 3 against FIU (2/16)



Allie Hancock • 27

5-10 • Junior • OF • R/R • Gilbert, Arizona • Basha HS

Career Stats

Season	GP	GS	AB	R	H	2B	3B	HR	RBI	BB	SO	SB	CS	SF	SH	HBP	AVG	SLG	OBP	PO	A	E	FLD
2016	18	2	10	6	1	0	0	0	1	3	4	3	0	0	0	0	.100	.100	.308	3	0	0	1.000
2017	20	7	18	2	2	0	0	1	3	4	5	1	1	1	0	4	.111	.278	.370	6	1	0	1.000
2018	9	6	16	6	4	0	0	2	4	4	7	1	0	0	1	1	.250	.625	.429	43	3	1	0.980
CAREER	47	15	44	11	7	0	0	3	8	11	16	5	1	1	1	5	.159	.364	.377	52	4	1	.982

Notable

- Hit first career home run vs. Nevada
- Set the home run record at Basha HS in 2015 with 14 home runs (3rd in state)
- 2015 District Player of the Year
- Division I state runner-up in 2012
- Won back-to-back national titles in 2012 and 2013 with the Lady Cats

Records

SEASON HIGHS

At Bats 4 vs. Hawai'i (2/15/18)
Runs 2 vs. Hawai'i (2/15/18)
Hits 2 vs. Hawai'i (2/15/18)
RBI 2 vs. Stanford (2/8/18)
Walks 2 vs. FIU (2/16/18)
Stolen Bases 1 vs. FIU (2/16/18)
Batting Average (min. 3 AB) .500 vs. Hawai'i (2/15/18)
Slugging Percentage (min. 3 AB) 1.25 vs. Hawai'i (2/15/18)

CAREER HIGHS

At Bats 4 twice, last vs. Hawai'i (2/15/18)
Runs 2 vs. Hawai'i (2/15/18)
Hits 2 vs. Hawai'i (2/15/18)
RBI 2 twice, last vs. Stanford (2/8/18)
Walks 2 twice, last vs. FIU (2/16/18)
Stolen Bases 2 vs. Robert Morris (2/20/16)
Batting Average (min. 3 AB) .500 vs. Hawai'i (2/15/18)
Slugging Percentage (min. 3 AB) 1.25 vs. Hawai'i (2/15/18)

Season Highlights

- Hit a two-run homer against Stanford (2/8)
- Against Hawai'i (2/15), had a career-high two hits and two runs, including a home run



Kerisa Viramontes • 33

5-5 • Sophomore • P • R/R • Norco, California • Norco HS

Career Stats

Season	GP	GS	W	L	CG	SHO	SV	IP	H	R	ER	BB	SO	2B	3B	HR	AB	HBP	AVG	ERA
2017	11	4	2	2	1	1	0	21.1	28	18	17	8	13	3	0	2	88	3	.318	7.25
2018	6	3	1	2	1	0	0	17.2	24	12	9	12	19	3	0	3	73	0	.329	4.71
CAREER	17	7	3	4	2	1	0	39.0	52	30	26	20	32	6	0	5	161	3	.323	6.00

Notable

- Threw a no-hitter in her collegiate debut vs. Nevada
- WCC Pitcher of the Week (2/20)
- First freshman to start the CIF Southern Section Division I Title game since 2006
- All-Inland First Team as a freshman

Records

SEASON HIGHS

Strikeouts 11 vs. New Mexico (2/16/18)
ERA (min. 4 IP) 1.29 vs. New Mexico (2/16/18)
Innings Pitched 7.0 vs. New Mexico (2/16/18)
Opponent Batting Average (min. 4 IP) .160 vs. New Mexico (2/16/18)
Earned Runs 5 vs. Georgia (2/9/18)
Hits 8 vs. Georgia (2/9/18)
Walks 5 vs. WMU (2/8/18)
At Bats 25 vs. New Mexico (2/16/18)

CAREER HIGHS

Strikeouts 11 vs. New Mexico (2/16/18)
ERA (min. 4 IP) .00 vs. Nevada (2/17/17)
Innings Pitched 7.0 vs. New Mexico (2/16/18)
Opponent Batting Average (min. 4 IP) .000 vs. Nevada (2/17/17)
Earned Runs 5 vs. Georgia (2/9/18)
Hits 8 vs. Georgia (2/9/18)
Walks 5 vs. WMU (2/8/18)
At Bats 25 vs. New Mexico (2/16/18)

Season Highlights

- Pitched a complete game against New Mexico and posted 11 strikeouts (2/16)



Martha Epenesa • 55

5-9 • Freshman • 3B • R/R • Moreno Valley, California • Valley View HS

Career Stats

Season	GP	GS	W	L	CG	SHO	SV	IP	H	R	ER	BB	SO	2B	3B	HR	AB	HBP	AVG	ERA
2018	0	0	0	0	0	0	0	0	0	0	0	0	0	0	0	0	0	0	0	0
CAREER	0	0	0	0	0	0	0	0	0	0	0	0	0	0	0	0	0	0	0	0

Notable

- Played for California Cruisers (18 gold)
- High school team took first in the 2016 Valley View Inland Championship League and qualified for CIF playoffs
- Also a standout high school volleyball player and was the All-CIF MVP in 2016

Records

SEASON HIGHS

At Bats --
Runs --
Hits --
RBI --
Walks --
Stolen Bases --
Batting Average (min. 3 AB) --
Slugging Percentage (min. 3 AB) --

CAREER HIGHS

At Bats --
Runs --
Hits --
RBI --
Walks --
Stolen Bases --
Batting Average (min. 3 AB) --
Slugging Percentage (min. 3 AB) --

Season Highlights

Individual Game Records

At Bats

No.	Name	Date
8	Kate Walker vs. Colorado State	04/05/02
7	Brooke Cadiente vs. Colorado State	04/05/02
7	Lauren Watson-Perry vs. Colorado State	04/05/02
6	Gordy Bravo at San Diego	05/13/16
6	Lauren Bell at San Diego	05/13/16

Seven more players with 6

Hits

No.	Name	Date
5	Ashley Thompson vs. Pacific	04/10/15
5	Jessica Purcell-Fitu vs. Cal State Northridge	02/19/11
4	Lauren Bell vs. Sacramento State	03/11/17
4	Rylee Jensen vs. Nebraska	02/09/17
4	Ashley Thompson vs. Saint Mary's	04/22/16

29 more players with 4

Doubles

No.	Name	Date
3	Rylee Jensen vs. Nevada	02/17/17
3	Ashlee Robinson vs. Portland State	02/14/14
3	Katie Manuma vs. Seattle	02/13/14
3	JC Clayton vs. Utah	04/10/10
3	Jessica Purcell-Fitu vs. Sacramento State	03/19/09
3	Andrea Ramirez vs. DePaul	03/23/06

Home Runs

No.	Name	Date
3	Angeline Quiocho at UNLV	05/07/10

Two more players with 3

RBI

No.	Name	Date
8	Daniela Urincho-Snow at UVU	04/16/08
7	Katie Manuma vs. Seattle	02/13/14
7	Jessica Purcell-Fitu vs. UNLV	04/29/11
7	Jessica Purcell-Fitu at Utah	04/11/09
7	Jessica Purcell-Fitu vs. SUU	04/14/09
7	Ianeta Le'i vs. Utah	04/24/04
6	Ashley Thompson vs. Pacific	04/10/15

12 more players with 6

Walks

No.	Name	Date
6	Oli Keohohou vs. Utah	05/12/01
4	Jessica Dugas at UVU	05/02/12

Four more players with 4

Runs

No.	Name	Date
5	Daniela Urincho-Snow at UVU	04/16/08
4	Lauren Bell vs. Santa Clara	05/06/16
4	Lauren Bell vs. UC Santa Barbara	02/19/15

16 more players with 4

Stolen Bases

No.	Name	Date
4	JC Clayton vs. San Diego	03/23/13
3	Ashley Thompson vs. Miami (Ohio)	03/03/17
3	Krystle Chamberlain vs. New Mexico	04/16/05
3	Debbie Dodds vs. New Mexico	04/30/04
3	Lindsey Hodgen-Kelly at Utah State	03/21/01
2	Ashley Thompson vs. Mount St. Mary's	03/03/16

60 more players with 2

Strikeouts

No.	Name	Date
14	McKenna Bull vs. Wisconsin	02/12/16
14	McKenna Bull at Saint Mary's	04/03/15
14	McKenna Bull vs. Maryland	02/19/15
14	McKenna Bull vs. Valparaiso	03/14/14
14	Christina Gwyn-Trice vs. Campbell	05/16/08
14	Christina Gwyn-Trice vs. UNLV	04/26/08
14	Summer Tobias vs. New Mexico	05/13/05
13	Tori Almond vs. Seattle	02/08/13
13	Paige Affleck at Hawaii	03/17/11
13	Christina Gwyn-Trice vs. SUU	02/07/08

Innings Pitched

No.	Name	Date
16.0	Niki Andersen vs. Colorado	04/05/02
12.0	McKenna Bull at San Diego	05/13/16
12.0	Maryon DeWitt-Wallentine at Utah	05/06/00
10.0	Christie Zinanti vs. Ball State	03/14/09
10.0	Summer Tobias vs. New Mexico	05/13/05

No-Hitters

Name	Date
Kerisa Viramontes vs. Nevada	02/17/17
McKenna Bull vs. UC Santa Barbara	03/19/16
McKenna Bull vs. San Jose State	02/11/16

16 other no-hitters

Perfect Game

Name	Date
Hannah Howell vs. Loyola Marymount	04/13/13
Summer Tobias vs. UVU	03/30/05

Triple Plays

Name	Date
Coco Tauali'i/McKenzie St. Clair/Katie Manuma	02/20/14
Ashlee Robinson/Stacie Toney/Katie Manuma	05/17/12

Individual Single Season

Batting Average

No.	Name	Year
.458	Oli Keohohou	2001
.444	Gordy Bravo	2015
.435	Lacy Hofstedt	2015

At Bats

No.	Name	Year
206	Ianeta Le'i	2006
201	JC Clayton	2013
199	Cortney Nix Clark	2007

Runs

No.	Name	Year
76	Angeline Quiocho	2010
70	Oli Keohohou	2001
58	Oli Keohohou	2003

Hits

No.	Name	Year
85	Ianeta Le'i	2006
82	Jennifer Whiteley	2007
80	JC Clayton	2010

Home Runs

No.	Name	Year
28	Angeline Quiocho	2010
23	Jodi Norton	2007
21	Oli Keohohou	2001
20	Ianeta Le'i	2006
20	Oli Keohohou	2003
19	Andrea Ramirez	2010
18	Four players, most recently Libby Sugg	2016

RBI

No.	Name	Year
90	Angeline Quiocho	2010
88	Delaney Willard	2012
83	Jessica Purcell Fitu	2009
82	Ianeta Le'i	2006
66	Andrea Ramirez	2010
66	Daniela Urincho-Snow	2008
64	Jessica Purcell Fitu	2011
60	Oli Keohohou	2001
59	Jodi Norton	2007
58	Libby Sugg	2016

Stolen Bases

No.	Name	Year
25	Lacey Hofstedt	2013
25	Lacey Hofstedt	2015
20	Lindsey Hodgen Kelly	2001
20	Lindsey Hodgen Kelly	2000
17	JC Clayton	2013
16	Monica Gonzales	2008
15	Angeline Quiocho	2007
14	Lacey Hofstedt	2011
14	Liz Smith Vander Linden	2002
13	Five players, last Ashley Thompson	2015

Walks

No.	Name	Year
73	Oli Keohohou	2001
67	Oli Keohohou	2002
60	Oli Keohohou	2003
50	Ashlyn Russell	2006
45	Kristin Delahoussaye	2008
42	Kristin Delahoussaye	2011
37	Libby Sugg	2016
37	Ashley Thompson	2014

On-Base Percentage

No.	Name	Year
.636	Oli Keohohou	2001
.619	Oli Keohohou	2002
.609	Oli Keohohou	2003
.510	Gordy Bravo	2015
.506	Kristin Delahoussaye	2008
.505	Delaney Willard	2012
.498	Angeline Quiocho	2010
.490	Ashley Thompson	2016

Slugging Percentage

No.	Name	Year
1.016	Oli Keohohou	2003
.993	Oli Keohohou	2001
.956	Angeline Quiocho	2010
.891	Oli Keohohou	2002
.859	Delaney Willard	2012
.807	Jessica Purcell Fitu	2009
.786	Ianeta Le'i	2006
.776	Daniela Urincho Snow	2008
.766	Jodi Norton	2007
.733	Ashley Thompson	2016
.724	Libby Sugg	2016

Wins

No.	Name	Year
34	McKenna Bull	2015
32	Paige Affleck	2010
29	McKenna Bull	2017

Losses

No.	Name	Year
16	Maryon DeWitt Wallentine	2001
14	Hannah Howell	2013
14	Meghann Pricer	2000
13	McKenna Bull	2016

Complete Games

No.	Name	Year
31	McKenna Bull	2016
29	McKenna Bull	2015
24	Paige Affleck	2011

2017 Leader: 23, McKenna Bull

Shutouts

No.	Name	Year
11	McKenna Bull	2017
10	McKenna Bull	2016
8	McKenna Bull	2015
8	Summer Tobias	2008

Saves

No.	Name	Year
7	McKenna Bull	2014
4	Katie Manuma	2013
4	Hannah Howell	2010
4	Paige Affleck	2009
3	Four players, most recently McKenna Bull	2016

Innings Pitched

No.	Name	Year
263.2	McKenna Bull	2016
257.1	McKenna Bull	2015
247.1	Paige Affleck	2010

Strikeouts

No.	Name	Year
286	McKenna Bull	2016
256	McKenna Bull	2015
245	Christina Gwyn Trice	2008
234	Paige Affleck	2011
226	McKenna Bull	2017
222	Paige Affleck	2010
213	Paige Affleck	2009
207	Christie Zinanti	2009
206	McKenna Bull	2014

2018 BYU SOFTBALL ROSTER



#1 • Brooke Vander Heide
So. • OF



#2 • Rylee Jensen
So. • OF



#3 • Marissa Chavez
Fr. • 2B/SS



#6 • Ashley Godfrey
Jr. • OF/C



#7 • Arianna Paulson
Sr. • P/1B



#8 • Emilee Erickson
Jr. • C



#10 • Arissa Paulson
So. • P/1B



#11 • Morgan Bevell
Fr. • C



#12 • Brielle Breland
Sr. • INF/OF



#13 • Bridget Fleener
Fr. • 1B, C



#16 • Alexa Strid
Sr. • SS



#17 • Erin Miklus
Fr. • 2B



#18 • Caitlyn Alldredge
Sr. • Third Base



#20 • Autumn Moffat
Fr. • P/1B



#21 • Libby Sugg
Jr. • C



#22 • Madison Merrell
Sr. • OF



#24 • Olivia Sanchez
Jr. • P/1B



#26 • Lexi Tarrow
Jr. • OF



#27 • Allie Hancock
Jr. • OF



#33 • Kerisa Viramontes
So. • P



#55 • Martha Epenesa
Fr. • 3B



The Automated ScoreBook
Overall Statistics for BYU (as of Feb 17, 2018)
(All games Sorted by Batting avg)

Record: 4-6 Home: 0-1 Away: 0-0 Neutral: 4-5 Conference: 0-0

Player	avg	gp-gs	ab	r	h	2b	3b	hr	rbi	tb	slg%	bb	hp	so	gdp	ob%	sf	sh	sb-att	po	a	e	fld%
SUGG, Libby	.484	10-10	31	7	15	0	0	4	12	27	.871	5	0	2	0	.556	0	0	0-0	55	2	0	1.000
ALLDREDGE, Caitlyn	.333	10-10	27	4	9	1	0	2	10	16	.593	5	0	6	0	.438	0	1	0-0	8	31	2	.951
TARROW, Lexi	.286	10-9	28	6	8	3	0	1	5	14	.500	5	0	10	0	.394	0	0	1-1	7	1	0	1.000
BRELAND, Brielle	.286	10-10	21	8	6	0	0	1	3	9	.429	8	6	6	0	.571	0	0	0-2	17	9	3	.897
VANDER HEIDE, Brooke	.263	9-8	19	1	5	1	0	0	0	6	.316	1	1	4	0	.333	0	3	1-1	8	1	1	.900
FLEENER, Bridget	.261	8-7	23	3	6	0	1	2	5	14	.609	1	0	3	1	.292	0	0	0-0	0	0	0	.000
STRID, Alexa	.257	10-10	35	6	9	1	0	1	3	13	.371	0	0	6	0	.257	0	2	1-1	12	19	2	.939
HANCOCK, Allie	.250	9-6	16	3	4	0	0	2	4	10	.625	4	1	7	0	.429	0	1	1-1	43	3	1	.979
MERRELL, Madison	.222	5-3	9	2	2	1	0	1	2	6	.667	1	0	3	0	.300	0	0	0-0	4	1	0	1.000
GODFREY, Ashley	.167	5-2	6	2	1	0	0	1	3	4	.667	1	1	3	0	.375	0	0	0-0	4	0	1	.800
JENSEN, Rylee	.120	9-8	25	6	3	1	0	0	3	4	.160	5	0	6	1	.267	0	0	0-0	9	0	1	.900
ERICKSON, Emilee	.111	5-5	9	0	1	0	0	0	1	1	.111	4	0	4	0	.385	0	0	0-0	21	4	0	1.000
CHAVEZ, Marissa	.000	2-1	4	0	0	0	0	0	0	0	.000	0	0	3	0	.000	0	0	0-0	0	0	0	.000
PAULSON, Arissa	.000	2-1	3	0	0	0	0	0	0	0	.000	0	0	2	0	.000	0	0	0-0	9	4	1	.929
BEVELL, Morgan	.000	2-0	2	0	0	0	0	0	0	0	.000	0	0	2	0	.000	0	0	0-0	0	0	0	.000
MIKLUS, Erin	.000	6-0	1	4	0	0	0	0	0	0	.000	0	0	1	0	.000	0	0	1-1	0	0	0	.000
Totals	.266	10	259	52	69	8	1	15	51	124	.479	40	9	68	2	.383	0	7	5-7	197	80	14	.952
Opponents	.298	10	272	47	81	14	0	9	40	122	.449	31	5	62	3	.380	0	9	7-7	198	69	6	.978

LOB - Team (66), Opp (74). DPs turned - Team (4), Opp (3). IBB - Team (1), SUGG 1.

(All games Sorted by Earned run avg)

Player	era	w-l	app	gs	cg	sho	sv	ip	h	r	er	bb	so	2b	3b	hr	b/avg	wp	hp	bk	sfa	sha
PAULSON, Arissa	2.97	3-2	6	6	3	1/0	0	33.1	30	14	11	13	36	5	0	1	.231	2	2	0	0	2
VIRAMONTES, Kerisa	4.58	1-2	6	3	1	0/0	0	17.2	24	12	9	12	19	3	0	3	.329	0	0	0	0	3
MOFFAT, Autumn	6.52	0-1	5	1	0	0/0	0	9.2	19	11	7	1	6	2	0	2	.404	1	2	0	0	3
SANCHEZ, Olivia	16.20	0-1	3	0	0	0/0	0	5.0	8	10	9	5	1	4	0	3	.364	1	1	0	0	1
Totals	4.80	4-6	10	10	4	1/0	0	65.2	81	47	35	31	62	14	0	9	.298	4	5	0	0	9
Opponents	5.73	6-4	10	10	3	0/0	0	66.0	69	52	42	40	68	8	1	15	.266	3	9	0	0	7

PB - Team (1), SUGG 1. Pickoffs - Team (2), ERICKSON 1, SUGG 1. SBA/ATT - PAULSON, ARIS (4-4), SUGG (4-4), ERICKSON (3-3), VIRAMONTES (2-2), MOFFAT (1-1).

The Automated ScoreBook
Overall Statistics for BYU (as of Feb 17, 2018)
(All games Sorted by Fielding pct)

Player	c	po	a	e	fld%	dp	sba	csb	sba%	pb	ci
SUGG, Libby	57	55	2	0	1.000	2	4	0	1.000	1	0
ERICKSON, Emilee	25	21	4	0	1.000	0	3	0	1.000	0	0
TARROW, Lexi	8	7	1	0	1.000	1	0	0	---	0	0
MERRELL, Madison	5	4	1	0	1.000	0	0	0	---	0	0
SANCHEZ, Olivia	1	0	1	0	1.000	0	0	0	---	0	0
HANCOCK, Allie	47	43	3	1	.979	1	0	0	---	0	0
ALLDREDGE, Caitlyn	41	8	31	2	.951	2	0	0	---	0	0
STRID, Alexa	33	12	19	2	.939	2	0	0	---	0	0
PAULSON, Arissa	14	9	4	1	.929	0	4	0	1.000	0	0
VANDER HEIDE, Brooke	10	8	1	1	.900	0	0	0	---	0	0
JENSEN, Rylee	10	9	0	1	.900	0	0	0	---	0	0
BRELAND, Brielle	29	17	9	3	.897	1	0	0	---	0	0
GODFREY, Ashley	5	4	0	1	.800	0	0	0	---	0	0
VIRAMONTES, Kerisa	3	0	2	1	.667	1	2	0	1.000	0	0
MOFFAT, Autumn	3	0	2	1	.667	0	1	0	1.000	0	0
CHAVEZ, Marissa	0	0	0	0	.000	0	0	0	---	0	0
MIKLUS, Erin	0	0	0	0	.000	0	0	0	---	0	0
FLEENER, Bridget	0	0	0	0	.000	0	0	0	---	0	0
BEVELL, Morgan	0	0	0	0	.000	0	0	0	---	0	0
Totals	291	197	80	14	.952	4	7	0	1.000	1	0
Opponents	273	198	69	6	.978	3	5	2	.714	0	0

The Automated ScoreBook
Game Results for BYU (as of Feb 17, 2018)
(All games)

Date	Opponent		Score	Inns	Overall	Conference	Pitcher of record	Attend	Time
Feb 08, 2018	vs Stanford	w	10-1	6	1-0-0	0-0-0	PAULSON,ARIS (W 1-0)	376	2:08
Feb 08, 2018	WESTERN MICHIGAN	L	1-2	7	1-1-0	0-0-0	VIRAMONTES (L 0-1)	171	1:59
Feb 09, 2018	vs Nebraska	L	4-5	(8)	1-2-0	0-0-0	MOFFAT (L 0-1)	0	2:29
Feb 09, 2018	vs #25 Georgia	L	1-13	6	1-3-0	0-0-0	VIRAMONTES (L 0-1)	214	2:32
! Feb 10, 2018	vs Oregon State	L	9-14	7	1-4-0	0-0-0	PAULSON,ARIS (L 1-1)	188	2:23
Feb 15, 2018	vs Hawai'i	w	10-1	5	2-4-0	0-0-0	PAULSON,ARIS (W 2-1)	130	
Feb 16, 2018	vs FIU	w	2-0	7	3-4-0	0-0-0	PAULSON,ARIS (W 3-1)	0	
Feb 16, 2018	vs New Mexico	w	8-1	7	4-4-0	0-0-0	VIRAMONTES (W 1-2)	45	2:04
Feb 17, 2018	vs Long Beach State	L	4-5	7	4-5-0	0-0-0	SANCHEZ (L 0-1)	127	2:09
Feb 17, 2018	vs Iowa State	L	3-5	7	4-6-0	0-0-0	PAULSON,ARIS (L 3-2)	200	1:50

() extra inning game

The Automated ScoreBook
Team Game-by-Game for BYU (as of Feb 17, 2018)
Batting (All games)

Date	Opponent	ab	r	h	rbi	2b	3b	hr	tb	bb	ibb	sb	cs	hbp	sac	sf	gdp	k	po	a	e	lob	avg
Feb 08	vs Stanford	26	10	7	10	1	0	3	17	4	0	0	0	1	1	0	0	7	18	6	2	4	.269
Feb 08	WESTERN MICHIGAN	26	1	4	1	0	0	0	4	1	0	2	0	0	0	0	0	10	21	11	0	5	.212
Feb 09	vs Nebraska	30	4	8	4	1	1	0	11	2	1	1	0	0	1	0	1	8	23	7	1	6	.232
Feb 09	vs Georgia	20	1	4	1	0	0	0	4	4	0	0	1	1	1	0	0	14	18	6	1	7	.225
Feb 10	vs Oregon State	27	9	7	9	0	0	5	22	6	0	0	0	0	1	0	0	6	21	11	3	4	.233
Feb 15	vs Hawai'i	30	10	14	10	2	0	3	25	5	0	1	0	1	0	0	0	4	15	7	1	11	.277
Feb 16	vs FIU	20	2	3	2	2	0	1	8	7	0	1	1	1	0	0	0	6	21	7	1	8	.263
Feb 16	vs New Mexico	27	8	7	7	1	0	2	14	4	0	0	0	3	1	0	1	6	21	1	0	6	.262
Feb 17	vs Long Beach State	30	4	9	4	1	0	1	13	2	0	0	0	0	0	0	0	3	18	13	4	7	.267
Feb 17	vs Iowa State	23	3	6	3	0	0	0	6	5	0	0	0	2	2	0	0	4	21	11	1	8	.266
Totals		259	52	69	51	8	1	15	124	40	1	5	2	9	7	0	2	68	197	80	14	66	.266

The Automated ScoreBook
Team Game-by-Game for BYU (as of Feb 17, 2018)
Pitching (All games)

Date	Opponent	ip	h	r	er	bb	so	2b	3b	hr	wp	bk	hbp	dp	ibb	score	w-l	sv	era
Feb 08	vs Stanford	6.0	6	1	0	2	8	0	0	0	0	0	0	0	0	10-1	1-0	0	0.00
Feb 08	WESTERN MICHIGAN	7.0	6	2	2	5	1	0	0	0	0	0	0	0	0	1-2	1-1	0	1.38
Feb 09	vs Nebraska	7.2	10	5	.2	4	9	1	0	0	0	0	1	0	0	4-5	1-2	0	1.74
Feb 09	vs Georgia	6.0	17	13	13	6	7	5	0	4	0	0	0	0	0	1-13	1-3	0	5.74
Feb 10	vs Oregon State	7.0	19	14	9	2	5	5	0	2	0	0	0	2	0	9-14	1-4	0	6.95
Feb 15	vs Hawai'i	5.0	3	1	1	2	6	0	0	0	0	0	1	0	0	10-1	2-4	0	6.28
Feb 16	vs FIU	7.0	4	0	0	3	8	1	0	0	1	0	0	1	0	2-0	3-4	0	5.32
Feb 16	vs New Mexico	7.0	4	1	1	2	11	0	0	1	0	0	0	0	0	8-1	4-4	0	4.78
Feb 17	vs Long Beach State	6.0	7	5	3	2	2	1	0	1	2	0	3	1	0	4-5	4-5	0	4.76
Feb 17	vs Iowa State	7.0	5	5	4	3	5	1	0	1	1	0	0	0	0	3-5	4-6	0	4.80
Totals		65.2	81	47	35	31	62	14	0	9	4	0	5	4	0	52-47	4-6	0	4.80