

# BYU FOOTBALL

1984 NATIONAL CHAMPIONS • 35 BOWL GAMES • NO. 6 IN WINS OVER LAST 40 SEASONS

## 2018 SCHEDULE (Local times)

DATE	OPPONENT	TIME/RESULT	TV
9/1	at Arizona	W 28-23	ESPN
BYU dominated the line of scrimmage and Squally Canada ran for three touchdowns en route to a 28-23 victory on the road at Arizona.			
9/8	California	L 21-18	ESPN2
Despite forcing three turnovers, BYU couldn't get the offense going in a 21-18 loss to Cal in the home opener at LaVell Edwards Stadium.			
9/15	at No. 6 Wisconsin	W 24-21	ABC
BYU stunned the No. 6 team in the country with stout play in the trenches, going toe-to-toe with Big Ten powerhouse and winning 24-21.			
9/22	McNeese State	W 30-3	BYUtv
A 24-point second quarter sparked by a blocked field goal carried BYU to its third win of the season over McNeese, the No. 10 school in the FCS.			
9/29	at No. 11 Washington	L 35-7	FOX
The No. 11 Huskies defeated the Cougars 35-7 in Seattle at Husky Stadium. Washington was able to control both sides of the ball in a lopsided victory.			
10/5	Utah State	L 45-20	ESPN2
The Aggies took advantage of BYU's mistakes again to the tune of a 45-20 win at LaVell Edwards Stadium. Utah State scored 21 points of BYU's three turnovers.			
10/13	Hawai'i	W 49-23	ESPN2
BYU's offense and defense came to play as the Cougars dominated Hawai'i on both sides to the tune of a 49-23 victory on homecoming.			
10/27	Northern Illinois	1:30 p.m.	ESPNU
Northern Illinois and BYU meet for the first time. The game is the first of a home-and-home series with the Cougars returning the game in 2020.			
11/3	at Boise State	8:15 p.m.	ESPN2
BYU will head back to the blue turf for the next game of the series. The road team won for the first time in the renewed series last year with BSU defeating the Cougars 24-7.			
11/10	at UMass	12 p.m.	TBA
A senior day setback in 2017, BYU lost 16-10 to UMass last season. BYU travels to Gillette Stadium, home of the New England Patriots to take on the Minutemen this year.			
11/17	New Mexico State	TBA	TBA
The Cougars host the Aggies for the second time. BYU topped New Mexico State 42-7 in 2011 at LaVell Edwards Stadium and 50-14 in 2012 in Las Cruces.			
11/24	at Utah	TBA	TBA
The Deseret Duel returns to the final regular season game for the first time since 2010. BYU looks to snap Utah's seven game winning streak.			

## GAME NOTES TWITTER



For the most up-to-date notes follow @BYUGameNotes on Twitter throughout gameday. Track milestones, news and notes as they happen, along with other exciting facts, stats and more.



## Northern Illinois (4-3) HUSKIES

**Head Coach . . . Rod Carey (6th yr)**  
 Alma Mater . . . . . Indiana, 1993  
 Career Record . . . . . 48-27  
 Record at Northern Illinois . . . . . same  
 Carey vs. BYU . . . . . 0-0

## GAME INFORMATION

Kickoff . . . . . 1:30 p.m. MDT  
 TV . . . . . ESPNU  
 Kevin Brown (XP), Andre Ware (analyst)  
 Radio . . . . . BYU Sports Network  
 BYU Radio Sirius XM 143/89.1 FM HD2,  
 KSL 1160 AM/102.7 FM  
 Greg Wrubell (play-by-play), Marc Lyons (analyst),  
 Mitchell Juergens (sideline)  
 Radio start . . . . . 11:30 a.m. MDT  
 Pregame show . . . . . BYUtv, 12:30 p.m. MDT



## BYU (4-3) COUGARS

**Head Coach . . Kalani Sitake (3rd yr)**  
 Alma Mater . . . . . BYU, 2000  
 Career Record . . . . . 17-16  
 Record at BYU . . . . . same  
 Sitake vs. Northern Illinois . . . . . 0-0

## SERIES INFORMATION

Games Played . . . . . First meeting  
 Series . . . . . 0-0  
 In DeKalb . . . . . 0-0  
 In Provo . . . . . 0-0  
 Neutral . . . . . 0-0  
 Last meeting . . . . . N/A

## GAME STORYLINES

- **THE SERIES.** BYU and Northern Illinois are playing the first of a new home-and-home series. The two schools have never met before in football. The Cougars are scheduled to make a return trip to Huskie Stadium in DeKalb on October 24, 2020.
- **PINK GAME.** With October being National Breast Cancer Awareness Month, the Cougars will be adding some pink to their uniforms with pink athletic tape, sweatbands, socks and other accessories to show support.
- **MACTion.** NIU plays its conference football as a member of the Mid-American Conference (MAC). The Huskies have appeared in the MAC championship game in six consecutive seasons from 2010 to 2015, winning the league title outright in 2011, 2012 and 2014. They have the most appearances in the MAC championship game with seven. Northern Illinois also broke into the BCS (Bowl Championship Series) in 2012. The Huskies went 11-1 in the regular season before beating Kent State in the MAC championship game, earning a spot in the Orange Bowl. NIU fell to No. 13 Florida State 31-10 but finished the season ranked No. 22 in the AP poll.
- **THE HUSKIE PROGRAM.** Northern Illinois is one of the MAC's premier teams, having made a bowl game in 11 of the past 15 seasons, including a string of eight consecutive games from 2008 to 2015. The Huskies have won 12 conference titles and played in 12 total bowl games.
- **BYE WEEKS FOR EVERYONE.** BYU is facing the Huskies after both teams are coming off of bye weeks. BYU is 9-4 coming off of a bye week over the past 10 seasons, including a few seasons with multiple byes. The Cougars have split games (1-1) following byes with Coach Sitake. BYU will face three opponents that have bye weeks prior to the game against the Cougars this year. Utah State had a bye week, NIU has had a bye week and New Mexico State will also have a bye week.
- **YOUNG GUNS.** BYU has played 25 freshmen this season, including 15 true freshmen. 10 freshmen have started games for the Cougars, including five true freshmen. In the last game against Hawai'i, BYU started seven freshmen, including six on offense. Only Minnesota has started more freshmen on offense in a game (7). Freshmen have accounted for just over half of BYU's total scoring this year (89 of 176 total points – 50.6 percent).

## TEAM COMPARISON

NIU	CATEGORY	BYU
18.6	Scoring Offense	25.1
23.3	Scoring Defense	24.4
18.6	First Downs	18.3
160.1	Rushing Off.	139.9
114.4	Rushing Def.	149.4
135.6	Passing Off.	190.1
236.3	Passing Def.	204.3
295.7	Total Offense	330.0
350.7	Total Defense	353.7
16.7	Kickoff Return	18.4
6.5	Punt Return	8.3
54.6	Penalties (YPG)	58.0
36.9	Net Punting	40.2
29:04	Time of Poss.	30:33
36.6	3rd Down %	36.3
33.3	4th Down %	45.4
22-162	Sacks-Yards	10-80
18-163	Sacks Allowed	9-69
79.2	Blue Zone %	84.0
84.0	Opp. Blue Zone %	85.1

## GET TO KNOW THE COUGARS

### GUNNER ROMNEY



- **FAMILY CONNECTION** - His older brother, Baylor Romney is a quarterback on the current roster. Gunner is also the nephew of former Cougar wideout Matt Allen. Allen played from 2003-2007, catching 80 passes for 1,076 yards and eight touchdowns in his career.
- **HIGH SCHOOL.** Romney helped Chandler High School to back-to-back state titles as a junior and senior.

### DAX MILNE



- **SCHOOLMATES** - Dax Milne and fellow BYU wide receiver Brayden Cosper played together at Bingham High School. The two helped the Miners to three state championships in football. In their senior years, Cosper had 976 yards and 10 scores while Milne had 619 yards and 12 touchdowns.
- **BASKETBALL** - He was also a member of two state championship Miner basketball teams.

### MICHAEL SHELTON



- **GRADUATE** - Shelton graduated in April with a degree in family and life studies. He is one of six graduates on the current roster.
- **HOOPS LOVE** - Growing up in North Carolina basketball was his first love. He frequently played against Brandam Ingram of the Los Angeles Lakers and continues to keep in contact.
- **800-METER CHAMP** - He won a gold medal in the US Track and Field Junior Olympic Championships in the 800-meter.

**FOOTBALL CONTACTS**

Football Media Relations Director ..... Brett Pyne  
 Office ..... 801-422-4912  
 Cell ..... 801-367-1631  
 Email ..... brett\_pyne@byu.edu  
 Assistant FB Media Relations Director ..... Kenny Cox  
 Office ..... 801-422-5202  
 Cell ..... 801-420-7703  
 Email ..... kenny\_cox@byu.edu  
 FB Media Relations Graduate Assistant ..... Ari Davis  
 Office ..... 801-422-8999  
 Cell ..... 801-243-8265  
 Email ..... footballpr@byu.edu  
 Associate AD/Communications ..... Duff Tittle  
 Office ..... (801) 422-4910  
 Email ..... duff\_tittle@byu.edu  
 Media Relations Main Office ..... 801-422-8948  
 Media Relations Fax ..... 801-422-0633  
 LaVell Edwards Stadium Press Box ..... 801-422-2609  
 Website ..... www.byucougars.com  
 Twitter ..... @BYUcougars, @BYUgamenotes, @BYUCougarsPR  
 Facebook ..... facebook.com/byufootball  
 Address ..... 30 Smith Fieldhouse, Provo, UT 84602

**2018 QUICK FACTS**

Location ..... Provo, Utah 84602  
 Elevation ..... 4,553 feet  
 Enrollment ..... 33,517  
 Founded ..... October 16, 1875  
 Owned ..... The Church of Jesus Christ of Latter-day Saints  
 Nickname ..... Cougars  
 Mascot ..... Cosmo the Cougar  
 Colors ..... Blue and White  
 Stadium ..... LaVell Edwards Stadium  
 Surface ..... Natural Grass  
 BYU President ..... Kevin J Worthen (BYU, 1982)  
 Athletics Director ..... Tom Holmoe (BYU, 1983)  
 Head Coach ..... Kalani Sitake (BYU, 2000)  
 Seasons ..... 3rd year  
 Career Record ..... 17-16  
 Record at BYU ..... Same  
 Defensive Set ..... 4-3  
 Offensive Set ..... Multiple  
 2018 Record ..... 4-3  
 2018 Nat'l Ranking (High) ..... N/A (20 AP poll)  
 2017 Record ..... 4-9  
 2017 National Ranking (High) ..... (RV)  
 Offensive Starters Returning/Lost ..... 7/4  
 Offensive Returners with Starting Exp. .... 16  
 Defensive Starters Returning/Lost ..... 7/4  
 Defensive/Specialist Returners with Starting Exp. .... 16  
 Letterwinners Returning/Lost ..... 58/25  
 Offensive Letterwinners Returning/Lost ..... 25/10  
 Defensive Letterwinners Returning/Lost ..... 29/13  
 Specialists Letterwinners Returning/Lost ..... 4/2  
 National Championships ..... 1 (1984)  
 Bowl Appearances ..... 35  
 Bowl Record ..... 14-20-1  
 Last Bowl Appearance ..... 2016 Poinsettia Bowl  
 ..... (W 24-21 vs. Wyoming)  
 Last Bowl Victory ..... same  
 First Year of Football ..... 1922  
 All-time Record ..... 572-418-26 (.576)  
 All-time Home Record ..... 313-141-6 (.687)  
 All-time Road Record ..... 232-251-19 (.481)  
 All-time Neutral Record ..... 28-26-1 (.518)  
 All-time Independent Record ..... 60-38 (.612)  
 LaVell Edwards Stadium Record ..... 240-76 (.759)



**BRETT PYNE**  
 Football Media  
 Relations Director  
 Office: (801) 422-4912  
 Cell: (801) 367-1631  
 Email: brett\_pyne@byu.edu  
 @brettpyne



**KENNY COX**  
 Assistant Football Media  
 Relations Director  
 Office: (801) 422-5202  
 Cell: (801) 420-7703  
 Email: kenny\_cox@byu.edu  
 @kennycocx



**ARI DAVIS**  
 Football Media Relations  
 Graduate Assistant  
 Office: (801) 243-8999  
 Cell: (801) 243-8265  
 Email: footballpr@byu.edu  
 @adavis22\_



**DUFF TITTLE**  
 Associate Athletic Director  
 Communications  
 Office: (801) 422-4910  
 Cell: (801) 372-4401  
 Email: duff\_tittle@byu.edu  
 @dufftittle

**BYU MEDIA AVAILABILITY (subject to change)**

MON 10/22	TUES 10/23	WED 10/24	THU 10/25	FRI 10/26	SAT 10/27
12:00 p.m. MDT Press briefing - Kalani Sitake and select players available. Meet in football lobby (2nd floor Student Athlete Building).  11-12 p.m. MT Coordinators' Corner Radio Show (BYU coordinators) BYUtv, BYU Radio Sirius XM 143, ESPN 960 AM)	5:50 p.m. MDT Post-practice availability Defensive Coaches/Players Legacy Hall/SAB  6-7 p.m. MDT BYU Football with Kalani Sitake BYUtv, BYU Radio Sirius XM 143, BYUradio.org 9-10 p.m. KSL Newsra- dio 102.7 FM/1160 AM	5:50 p.m. MDT Post-practice availability Offensive Coaches/Players Legacy Hall/SAB	No media availability	No media availability	1:30 p.m. MDT ESPN BYU vs. Northern Illinois Head coach Kalani Sitake and select players available postgame.

**WEEKLY GAME NOTES**

Thank you for your coverage of BYU football for the 2018 season. These game notes have been designed to provide local, regional and national media with useful information about the BYU football program, specific to this week's game. Additional information on BYU's history and tradition, along with much more in-depth team information can be found in your copy of the 2018 BYU Football Almanac or at BYUCougars.com. Should you need additional information such as photographs, video or additional almanacs, please contact the BYU Athletic Communications office at (801) 422-8948.

**SOCIAL MEDIA**

BYU Athletics Twitter : @BYUCougars  
 BYU Football Twitter: @BYUFootball  
 BYU Game Notes Twitter: @BYUgamenotes (Follow this account for the most up-to-date notes and milestones during games)  
 BYU Athletic Communications: @BYUCougars PR (Follow this account for news and press releases)  
 Instagram: BYUCougars, BYUfootball  
 Facebook: BYU Football  
 Head coach Kalani Sitake: @kalanifitake  
 Use the hashtags: #BYUFootball #GoCougars

**BYUCOUGARS.COM**

Please visit byucougars.com for press releases, updated player and coach bios, statistics, game notes, press conference transcripts and schedules. In addition, the site features numerous video highlights, interviews and features posted daily. The 2018 BYU Football Almanac is also available online in PDF at <https://byucougars.com/dl/sites/default/files/Football%20Menu%20Files/2018-Football-Almanac-Online.pdf>

**LIVE RADIO AND STREAMING**

Listen to Greg Wrubell, Marc Lyons and Mitchell Juergens on the radio broadcast live on the BYU Sports Network on BYU Radio Sirius XM 143/89.1 FM HD2, KSL Newsradio 1160 AM/102.7 FM, BYUCougars.com/LiveRadio, BYUradio.org and on the BYU Cougars app, BYU Radio app and KSL app.

**BYUtv PREGAME AND POSTGAME SHOWS**

Watch the football pregame and postgame shows before every kickoff and after the game on BYUtv and byutv.org. Also tune into BYUtv and byutv.org for complete replays of every home game.

**PRACTICES AND MEDIA AVAILABILITY**

Members of the media will be invited to conduct interviews at the conclusion of select practices. Please give at least 24 hours notice with special requests. (PLEASE NOTE THE CALENDAR ABOVE FOR MEDIA AVAILABILITY FOR THE WEEK.)

**ATHLETIC STAFF INTERVIEWS**

Interview requests for director of athletics Tom Holmoe or any other member of the athletic administration should be directed to associate director of athletics Duff Tittle. Duff can be contacted at [duff\\_tittle@byu.edu](mailto:duff_tittle@byu.edu) or at (801) 422-4910.

**POSTGAME MEDIA AVAILABILITY**

After home games, postgame press conference will be conducted in the LaVell Edwards Stadium press room, located on the southeast end of the stadium next to the BYU locker room. At the discretion of the visiting team, opponent interviews will be conducted in the Blue Zone, near the opponent's locker room located on northwest end of the stadium. Coach Sitake and select players will be available following the NCAA mandatory cooling off period. Members of the media are invited to move from the press box down to the field and to the press room four minutes prior to the ending of the game. A direct video feed will also be sent to the press box from the BYU postgame press conference. A basic transcript of Sitake's comments from the postgame press conference will be provided with additional player quotes upon availability. For road games, BYU will conduct interviews outside the locker room or in a location designated by the host school.

**POLICY REMINDERS**

Other than during the recognized interview time after practice sessions, press conferences and other organized media availability, interviews and information inquiries must be initiated and arranged through the Athletic Communications office prior to being conducted. Media members should not contact directly BYU players, coaches, support staff or other athletic department personnel for any reason. Some players may not be available at every practice depending on circumstances such as classes, exams or other obligations.

We support and maintain the philosophy that reports submitted via blog, Twitter or any other form of social media or mass communication should maintain the same standards of professional conduct, judgment and ethics as would any reports broadcast or published by your organization under the scrutiny of standard professional editorial guidelines and principles. We request your cooperation in our efforts to maintain a professional environment.



## NIU STAGES FOURTH-QUARTER COMEBACK TO DEFEAT OHIO

DeKALB, Ill. – The Northern Illinois University Huskies overcame a 15-point deficit in the fourth quarter to pull out a 24-21 Homecoming victory over Ohio Saturday at Huskie Stadium.

Trailing 21-9 after Ohio scored on an 11-yard touchdown pass from quarterback Nathan Rourke to Connor Brown on the final play of the third quarter, NIU scored a pair of touchdowns, including a two-point conversion by left tackle Max Scharping, to earn its fourth Mid-American Conference win of the season.

NIU (4-3 overall, 4-0 MAC) closed the gap to 21-16 with a 12-play, 77-yard drive to start the fourth period. Quarterback Marcus Childers, who rushed for a career- and team season high 169 yards on 23 carries in the game, went the final 10 yards for the touchdown. The biggest play on the drive came on fourth down and three from the Ohio 34, when Childers hit D.J. Brown for 11 yards to extend the drive, and the Huskies scored four plays later.

Ohio (3-3, 1-1 MAC) looked to extend its lead but Sutton Smith and the Huskie defense had other ideas. After the Bobcats drove from their 25 to the NIU 39, Smith recorded his third strip sack of the season when he simultaneously took the ball out of Rourke's hands while sacking him, then recovered the ball for his second fumble recovery of the game.

From its 47-yard line, Childers hit Jauan Wesley for a 20-yard pick-up, ran for 20 yards on second down and 18, then took advantage of a pass interference call on Ohio to advance to the two-yard line. From there, Marcus Jones scored to give NIU the lead, and Childers hit Scharping with a lateral which the big (6-6, 320) left tackle ran in for the two-point play.

The Huskie defense forced three turnovers and held Ohio to just 46 rushing yards. They sacked Rourke four times, led by Smith with two, with Josh Corcoran and Jack Heflin also contributing sacks.

Ohio scored on a two-yard run by A.J. Ouellette with 8:39 to play in the second quarter to cap a nine-play, 92-yard drive and take a 7-3 lead.

NIU came back with a six-play, 74-yard drive with D.J. Brown scoring on a 28-yard rush on the jet sweep to give the Huskies a 9-7 lead after the PAT snap was fumbled.

The score stood until the 6:39 mark of the third quarter when Ohio took a 14-9 on a 56-yard completion from Rourke to Cox. They extended the lead to 21-9 with an 11-play, 90-yard drive to close out the third period, helped by three 15-yard penalties on the Huskies.

Kyle Pugh led the Huskie defense with nine tackles, while Smith contributed two sacks, 2.5 tackles for loss, one fumble forced and two recovered.

NIU enjoys an open date next week before traveling to BYU on Saturday, October 27 for its final non-conference game of the season.

### NORTHERN ILLINOIS PLAYERS TO WATCH

#### #15 | MARCUS CHILDERS | QB | 6-0 | 222 | RS SO | ADAIRSVILLE, GA | ADAIRSVILLE HS

GP	EFFIC	COMP	ATT	YDS	Y/G	PCT	LNG	INT	TD	R ATT	YDS	Y/A	LNG	TD
7	100.05	118	214	949	135.6	55.1	66	5	8	90	242	207	32	2

#### #10 | D.J. BROWN | WR | 5-9 | 185 | SR | NORTH LITTLE ROCK, AK | NORTH LITTLE ROCK HS

GP	REC	YDS	Y/A	LNG	TD
7	36	327	9.1	66	3

#### #21 | TRE HARBISON | RB | 5-11 | 227 | RS SO | SHELBY, NC | CREST HS

GP	RUSH	YDS	Y/A	LNG	TD	REC	YDS	Y/A	LNG	TD
7	90	446	4.9	48	3	3	11	3.7	6	0

#### #15 | SUTTON SMITH | DE | 6-1 | 237 | RS JR | SAINT CHARLES, MO | FRANCIS HOWELL HS

GP	SOLO	AST	TOT	TFL	YDS	SACKS	YDS	FR	Ff
7	20	9	29	13.0	67	7.0	47	2	3

### NORTHERN ILLINOIS 2018 SCHEDULE

Date	Day	Opponent	Time/Result
9/1	Sat.	@Iowa	L, 33-7
9/8	Sat.	Utah	L, 17-6
9/15	Sat.	Central Michigan	W, 24-16
9/22	Sat.	@Florida State	L, 37-19
9/29	Sat.	@Eastern Michigan	W, 26-23
10/6	Sat.	@Ball State	W, 24-16
10/13	Sat.	Ohio	W, 24-21
10/27	Sat.	@BYU	1:30 p.m.
11/1	Thur.	@Akron	6:00 p.m.
11/7	Wed.	Toledo	6:00 p.m.
11/14	Wed.	Miami- OH	6:00 p.m.
11/20	Tues.	@Western Michigan	TBD
All times local			

### NORTHERN ILLINOIS COACHING STAFF

Head Coach	Rod Carey
	Indiana, '93 (6th season)
Assistant HC/OC/Tight ends/Fullbacks	Mike Uremovich
	Purdue, '00
Linebackers	Jeff Knowles
	Saint Francis, '00
Wide Receivers	Steve Crutchley
	Wisconsin-Eau Claire, '99
Special Teams Coordinator	Michael Ghobrial
	UCLA, '11
Quarterbacks	Craig Harmon
	Quinc College, '02
Running Backs	Jake Landry
	North Dakota, '11
Cornerbacks	Melvin Rice
	North Carolina State, '92
Special Teams	Dan Sabock
	Elmhurst, '10
Walter Stewart	Walter Stewart
	Cincinnati, '12
Offensive Line/Run Game Coordinator	Joe Tripodi
	Northwestern, '06
Safeties	Tyler Yelk
	Minnesota-Duluth

### TALE OF THE TAPE

NIU	PROJECTED STARTERS		BYU
271	DL WT	OL WT	302
6-2	DL HT	OL HT	6-6
304	OL WT	DL WT	285
6-4	OL HT	DL HT	6-5

### BYU VS. NORTHERN ILLINOIS SERIES

#### BYU vs. Northern Illinois (Overall)

at BYU	0-0
at Hawaii	0-0
Neutral	0-0

#### BYU vs. Northern Illinois (By Decade)

2010s	0-0
2000s	0-0
1990s	0-0
1980s	0-0
1970s	0-0
1960s	0-0
1950s	0-0
1940s	0-0
1930s	0-0
<b>Total</b>	<b>0-0</b>

### BYU VS. CURRENT MAC OPPONENTS

Akron	0-0
Ball State	0-0
Bowling Green State	1-1
Buffalo	0-0
Central Michigan	0-0
Eastern Michigan	0-0
Kent State	0-0
Miami University- Ohio	0-0
Northern Illinois	0-0
Ohio	0-0
Toledo	1-0
Western Michigan	3-2
<b>Total</b>	<b>5-3</b>

### NORTHERN ILLINOIS QUICK FACTS

Location	DeKalb, Illinois
Founded	1895
Enrollment	19,015
President	Dr. Lisa Freeman
Athletics Director	Sean T. Frazier
Colors	Cardinal and Black
Nickname	Huskies
Conference (Division)	Mid-American (West Division)
Stadium (Capacity)	Huskie Stadium (23,595)
2017 Overall Record	8-5
2017 MAC Record (Overall/Finish)	6-2/T2 West

### NORTHERN ILLINOIS STATISTICAL RANKINGS

(as of 10/21)

Total Offense	299.6 (125)
Total Defense	351.4 (37)
Passing Offense	135.6 (122)
Pass Defense	236.3 (83)
Passing Efficiency	98.67 (125)
Pass Efficiency Defense	121.18 (45)
Rushing Offense	164.0 (76)
Rushing Defense	115.1 (22)
Scoring Offense	18.6 (124)
Scoring Defense	293.3 (46)
First Downs	131 (103)
Third Down Conversions	0.369 (90)
Net Punting	36.90 (80)
Kickoff Returns	16.67 (116)
Turnover Margin	0.71 (22)

**INDEPENDENCE: YEAR EIGHT**

The 12-game independent schedule for 2018 features eight teams that played in a bowl game in 2017. Four games are against Pac-12 opponents. BYU also takes on likely top-10 opponent Wisconsin on the road and features games against Mountain West foes Utah State, Boise State and Hawai'i. Independents UMass and New Mexico State also appear on the schedule along with Mid-American favorite Northern Illinois and FCS power McNeese State.

The Cougars will host six home games including Cal, McNeese State, Utah State, Hawai'i, Northern Illinois and New Mexico State. BYU is on the road against Arizona, Wisconsin, Washington, Boise State, UMass (Gillette Stadium) and Utah in Salt Lake City.



**BOWLING OPPONENTS**

Of BYU's 12 opponents in 2018, eight played in a bowl game last year: Utah State, Northern Illinois, New Mexico State, Arizona, Wisconsin, Washington, Boise State and Utah.

**BYU VS. POWER 5 TEAMS**

BYU has the most wins (25) over Power 5 teams by a non-Power 5 opponent school since 2003. BYU had a streak of 11 consecutive seasons with at least one win over a Power 5 team snapped last season. Navy is No. 2 at 24.

**TEAM CAPTAINS**

BYU will have eight captains for the 2018 season, with four on offense and four on defense. The captains will rotate for the coin toss.

OFFENSE	DEFENSE
Brayden El-Bakri	Zayne Anderson
Austin Hoyt	Corbin Kaufusi
Tanner Mangum	Butch Pau'u
Micah Simon	Sione Takitaki

**FLAG BEARERS**

BYU has a tradition of carrying team flags out of the tunnel, along with an American Flag and alumni flags. Each week different players and alumni have the honor of being a flag bearer.

**LAVELL EDWARDS STADIUM**

LaVell Edwards Stadium with its 63,470-seat capacity is home to BYU football. Originally Cougar Stadium, it was built in 1964 and seated 30,000. It was expanded in 1982 to seat 65,000 permanent seats before official capacity became 63,470 after various refurbishments. For the 2012 season the stadium featured new video walls and LED ribbons on the north and south end zone stands. BYU's winning percentage at LaVell Edwards Stadium is ranked No. 14 among teams playing in their current stadium.

*Stadium record: 240-76 (.760)*

*Since 2005: 65-18 (.783)*

*2018: 2-2*

**MISSIONS**

Brigham Young University is owned and operated by The Church of Jesus Christ of Latter-day Saints. The missionary emphasis of the Church is perhaps one of its most recognized characteristics.

Since the organization of the Church in 1830, over one million missionaries have served. The Church operates more than 400 missions around the world in over 150 nations speaking more than 160 languages. More than 67,000 missionaries representing the Church are serving proselytizing missions around the world. Most of the Church's proselytizing missionaries are young men between the ages of 18 and 26. A substantial number of young women and older couples also serve proselytizing missions. Missionaries work long hours — seven days a week for two years (or 18 months for women and couples) — teaching the Gospel of Jesus Christ and participating in community service.

About 65 percent of the current team has served a mission. Members of the team have served in 28 different countries and six of the seven continents around the globe. More than 30 members of the team (previous signees or on roster) are currently serving in the mission field.

**HONOR CODE**

BYU's Honor Code helps maintain this learning environment. Initiated by students in 1949, the Honor Code emphasizes being honest, living a chaste and virtuous life, abstaining from alcohol and tobacco, using clean language, and following other values in line with the doctrines of The Church of Jesus Christ of Latter-day Saints.

**2018 NATIONAL RANKINGS:**

Associated Press Top 25			
#	Team (1st place)	Record	Votes
1	Alabama(61)	8-0	1525
2	Clemson	7-0	1454
3	Notre Dame	7-0	1400
4	LSU	7-1	1327
5	Michigan	7-1	1250
6	Texas	6-1	1186
7	Georgia	6-1	1136
8	Oklahoma	6-1	1065
9	Florida	6-1	998
10	UCF	7-0	996
11	Ohio State	7-1	958
12	Kentucky	6-1	754
13	West Virginia	5-1	747
14	Washington State	6-1	692
<b>15</b>	<b>Washington</b>	<b>6-2</b>	<b>677</b>
16	Texas A&M	5-2	622
17	Penn State	5-2	528
18	Iowa	6-1	489
19	Oregon	5-2	450
<b>20</b>	<b>Wisconsin</b>	<b>5-2</b>	<b>357</b>
21	South Florida	7-0	291
22	NC State	5-1	186
<b>23</b>	<b>Utah</b>	<b>5-2</b>	<b>180</b>
24	Stanford	5-2	144
25	Appalachian State	5-1	79

**Others receiving votes:** Texas Tech 54, **Utah State 50**, San Diego State 48, Fresno State 35, Miami 34, Virginia 25, Houston 19, Purdue 17, Michigan State 8, Cincinnati 7, Auburn 5, Boston College 2, Mississippi State 2, UAB 1

USA Today Coaches Poll			
#	Team (1st place)	Record	Votes
1	Alabama(60)	8-0	1548
2	Clemson(2)	7-0	1488
3	Notre Dame	7-0	1409
4	LSU	7-1	1352
5	Michigan	7-1	1228
6	Georgia	6-1	1207
7	Texas	6-1	1146
8	Oklahoma	6-1	1075
9	Ohio State	7-1	1030
10	UCF	7-0	1008
11	Florida	6-1	968
12	West Virginia	5-1	794
<b>13</b>	<b>Washington</b>	<b>6-2</b>	<b>729</b>
14	Kentucky	6-1	689
15	Washington State	6-1	633
16	Penn State	5-2	606
17	Texas A&M	5-2	583
18	Iowa	6-1	447
<b>19</b>	<b>Wisconsin</b>	<b>5-2</b>	<b>430</b>
20	South Florida	7-0	390
21	Oregon	5-2	383
22	NC State	5-1	222
23	Stanford	5-2	180
<b>24</b>	<b>Utah</b>	<b>5-2</b>	<b>107</b>
25	Miami	5-2	95

**Others receiving votes:** Appalachian State 78, **Utah State 63**, San Diego State 62, Houston 30, Cincinnati 30, Fresno State 22, Mississippi State 18, Virginia 17, Auburn 13, Colorado 9, Buffalo 9, Army 8, Duke 8, Texas Tech 8, Purdue 7, UAB 6, South Carolina 5, Virginia Tech 4, Syracuse 3, Georgia Southern 2, Michigan State 1  
**Bold** = 2018 opponent

**INDEPENDENTS SNAPSHOT**

BYU is one of six FBS Independent teams. Here is a look at how the Cougars and the other independents did last week.

Team	W-L	Last game	Next Game
Notre Dame	7-0	W, 19-14 vs. Pittsburg	at Navy
BYU	4-3	W, 49-23 vs. Hawai'i	Northern Illinois
Army	5-2	W, 31-30 OT vs Miami OH	Eastern Michigan
Liberty	4-3	W, 48-41 at Idaho State	at UMass
New Mexico St	2-6	L, 48-31 at GA Southern	Texas State
UMass	2-6	L, 24-13 at Coastal	at Connecticut

**POLYNESIAN PIPELINE**

The Polynesian Islands have become a hotbed for recruiting in recent years, but BYU has been one of the pioneers in bringing these players from Tonga, Samoa, the Hawaiian Islands and all of Polynesia to the forefront of college football since the early 1950s. About 40 members of the current roster are of Polynesian descent.

Some of BYU's most celebrated and decorated players have come from the Pacific islands, including All-Americans, national record holders, players who have gone on to compete in the NFL and now, several members of BYU's current coaching and support staff.

Kalani Sitake was named BYU's 14th head coach on Dec. 19, 2015, becoming the first Tongan head football coach in the NCAA. His staff includes Polynesians Ilaisa Tuiaki, Fesi Sitake, Nu'u Tafisi, Jack Damuni, Jasen Ah You, Alema Fitsemanu, Vince Feula, Matt Ah You and Harvey Unga.

**FORMER PLAYERS ON STAFF**

There are 18 former BYU football players on the football and athletic administration staff. Members of the staff were part of Cougar teams that won the 1980 "Miracle Bowl," the 1984 National Championship, Heisman Trophy, 1996 Cotton Bowl along with many other accolades.

Tom Holmoe	DB	1978-82	Athletic Director
Kalani Sitake	RB/FB	1994, 97-00	Head Football Coach
Chad Lewis	TE	1993-96	Associate AD/Development
Lee Johnson	P	1980-84	Assistant Development Director
Robbie Bosco	QB	1981-85	Varsity Club/Development
Fui Vakapuna	RB	2002-03, 06-08	Assistant to the AD
Ed Lamb	LB/DE	1994-96	Asst. Head Coach/Linebackers/Sp. Tms
Aaron Roderick	WR	1996-98	Pass Game Coordinator/Quarterbacks
Jernaro Gilford	DB	1999-03	Cornerbacks
Preston Hadley	DB	2011-12	Safeties
Alema Fitsemanu	LB	1984-85, 89-90	Player Personnel Coordinator
Jack Damuni	DB	1993-94	Community Relations Coordinator
JD Falslev	WR	2009-13	Football Analyst
Matt Ah You	LB	2003-05, 08	Football Analyst
Vince Feula	DL	2004-05	Graduate Assistant/Defense
Manase Tonga	RB	2005-09	Graduate Assistant/Defense
Harvey Unga	RB	2006-09	Graduate Assistant/Offense
Dallas Reynolds	OL	2005-08	Graduate Assistant/Offense

**AVERAGE AGE, MARRIED PLAYERS, ETC.**

The average age of BYU's 2018 roster is 21.5 years of age. The Cougars also have 25 married players. Six of the married players have a child.

**FATHERS AND SONS**

BYU has a family legacy unique to many other institutions. This year's squad features nine players with fathers who also played football at BYU.

Dylan Collie, WR	Scott Collie, WR (1978-82)
James Empey, OL	Mike Empey, OL (1987, 91-93)
Gavin Fowler, DB	Blaine Fowler, QB (1981-85)
Kyle Griffiths, RB	Bobby Griffiths, DB (1987, 92-93)
Hayden Griffiths, QB	Bobby Griffiths, DB (1987, 92-93)
Jaren Hall, QB	Kalin Hall, RB (1992-93)
Corbin Kaufusi, DL	Steve Kaufusi, DL (1985-87)
Devin Kaufusi, DL	Steve Kaufusi, DL (1985-87)
Ului Lapuaho, OL	Robert Lapuaho, DL (1985-89)
Payton Wilgar, LB	Dana Wilgar, DB (1973-76)

**BROTHERS IN ARMS**

BYU has seven sets of brothers on the current roster, more than any other school.

El-Bakri	Brayden (Sr. RB) and Bracken (So. DL)
Griffitts	Kyle (So. RB) and Hayden (So. QB)
Kaufusi	Corbin (Sr., DL) and Devin (Fr., DL)
Kaufusi	Isaiah (So. LB) and Jackson (Fr. LB)
Pau'u	Butch (Sr. LB) and Neil (So. WR)
Pulsipher	Adam (Sr. LB) and Addison (Jr. TE)
Romney	Baylor (Fr., QB) and Gunner (Fr., WR)

**2018 OPPONENTS**

ARIZONA	3-5
Last week	L 31-30 at UCLA
This week	Oregon
Next week	Colorado
CALIFORNIA	4-3
Last week	W 49-7 at Oregon State
This week	Washington
Next week	at Washington State
WISCONSIN	5-2
Last week	W 49-20 at Illinois
This week	Northwestern
Next week	at Rutgers
MONEESE STATE	5-2
Last week	L 45-17 vs. Incarnate Word
This week	at Central Arkansas
Next week	Southeastern Louisiana
WASHINGTON	6-2
Last week	W 27-13 vs. Colorado
This week	at California
Next Week	Stanford
UTAH STATE	6-1
Last week	W 24-16 at Wyoming
This week	New Mexico
Next week	at Hawai'i
HAWAI'I	6-3
Last week	L 40-22 vs. Nevada
This week	at BYU
Next week	Nevada
NORTHERN ILLINOIS	4-3
Last week	W 24-21 at Ohio
This week	BYU
Next week	Akron
BOISE STATE	5-2
Last week	W 56-28 vs. Colorado State
This week	at Air Force
Next week	BYU
UMASS	2-6
Last week	L 24-13 at Coastal Carolina
This week	at UConn
Next week	Liberty
NEW MEXICO ST.	2-6
Last week	L 48-31 at Georgia Southern
This week	Texas State
Next week	Alcorn State
UTAH	5-2
Last week	W 41-28 vs. USC
This week	at UCLA
Next week	at Arizona State
<b>Combined record: 53-37 (.589)</b>	

**BYU WINS HOMECOMING GAME AGAINST HAWAI'I**

PROVO, Utah — BYU racked up 474 total offensive yards on its way to scoring a season-high in points in a 49-23 win over Hawai'i during Homecoming at LaVell Edwards Stadium.

The 474 yards is the most for BYU since earning 598 yards against San Jose State in 2017. The Cougars also set a season high in rushing yards with 280 and had four players score on the ground. Matt Hadley had a career night with 91 yards on nine attempts and a game-high 39-yard rush while also scoring his first touchdown. Lopini Katoa gained 83 yards on 16 attempts and a score and Riley Burt rushed for 59 yards on nine attempts and a score.

Zach Wilson made his first career start at quarterback for BYU, throwing for 194 yards and three touchdowns while also contributing a score with his feet. Wilson involved nine different receivers in the passing game with Aleva Hifo leading the team with three receptions for 45 yards and one touchdown. Wilson hooked up with Gunner Romney for a touchdown for the second week in a row on a 26-yard pass while tight end Dallin Holker pulled in a 12-yard reception for his first collegiate score.

The defense recorded a season-high four sacks. Austin Lee recorded his first career interception and Dayan Ghanwoloku recovered a fumble off a muffed punt return.

After Hawai'i punted on its opening drive, Wilson and the BYU offense put together an 87-yard opening drive that was capped off by a 12-yard touchdown run by Lopini Katoa.

The BYU defense forced another Hawai'i punt with the help of an 11-yard sack from Khyiris Tonga. The Cougars marched down the field and went up 14-0 after Wilson scored from 23 yards out.

The Cougar defense forced a turnover on downs at their own 46-yard line. Six plays later, Hadley broke a 21-yard run to the outside to score his first career touchdown and bring the score to 21-0.

The Warriors scored their first points of the game off a 33-yard field goal to cut the lead to 21-3. The Hawai'i defense then forced the Cougars to punt on the ensuing drive. However, Austin Lee intercepted McDonald the next play and returned it 36 yards. The BYU offense capitalized on the turnover on its first play of the drive with Dallin Holker catching a 13-yard bullet from Wilson, extending the lead to 28-3 at the half.

Hawai'i held the Cougars to a three-and-out to start the second half. The Warriors converted a 4th-and-2 from the 5-yard line to extend their drive and set up Dayton Furuta's 1-yard score, closing the gap to 28-10.

Dayan Ghanwoloku recovered a muffed punt return at the Hawai'i 35-yard line. Riley Burt rushed the ball five-straight times, scoring a 3-yard touchdown on his fifth touch to put BYU up, 35-10.

McDonald led Hawai'i down the field, completing six of his seven pass attempts for 56 yards. McDonald capped off the 69-yard drive with a 20-yard touchdown pass to Dayton Furuta.

Hadley helped the Cougars advance down the field by running the ball four times in a row for 22 yards. Hifo then caught a short pass before breaking it to the outside for a 24-yard score, giving BYU a 42-17 advantage.

Corbin Kaufusi recorded his second sack of the game after getting to McDonald for a 6-yard loss. McDonald linked up with John Ursua three times on the drive for a total of 54 yards, including a 17-yard touchdown. The Warriors failed their two-point conversion after Isaiah Kaufusi caught the Hawai'i runner in the backfield making the score 42-23.

On the ensuing drive, Hadley burst down the middle of the field for a game-high 39 yards to highlight the drive for the Cougars. BYU scored its seventh offensive touchdown of the game when Romney pulled in a 26-yard throw from Wilson to put BYU up 49-23.



## OFFENSE

<b>QB</b>	11	Zach Wilson	6-3	205	Fr.
	12	Tanner Mangum	6-3	205	Sr.
<b>RB</b> -or- -or-	22	Squally Canada	5-11	210	R-Sr.
	4	Lopini Katoa	6-1	210	R-Fr.
	2	Matt Hadley	6-0	210	R-Sr.
	34	Riley Burt	6-1	210	R-Jr.
<b>FB</b>	35	Brayden El-Bakri	6-0	245	R-Sr.
	48	Darius McFarland	6-2	265	Fr.
<b>WR</b>	21	Talon Shumway	6-3	210	R-Jr.
	13	Micah Simon	6-1	190	R-Jr.
	1	Akile Davis	6-2	205	R-Jr.
<b>WR</b>	80	Gunner Romney	6-3	185	Fr.
	84	Neil Pau'u	6-4	213	So.
	82	Dax Milne	6-0	180	Fr.
<b>SLOT</b>	15	Aleva Hifo	5-10	187	Jr.
	3	Dylan Collie	5-10	180	R-Sr.
	83	Inoke Lotulelei	5-9	190	Jr.
<b>TE</b> -or-	89	Matt Bushman	6-5	245	So.
	32	Dallin Holker	6-5	230	Fr.
<b>LT</b>	67	Brady Christensen	6-6	295	R-Fr.
	74	Kieffer Longson	6-7	305	R-So.
<b>LG</b> -or-	61	Keanu Saleapaga	6-6	295	R-Fr.
	59	Thomas Shoaf	6-5	300	R-Jr.
<b>C</b>	66	James Empey	6-4	297	R-Fr.
	70	Jacob Jimenez	6-5	305	R-Jr.
<b>RG</b>	69	Tristen Hoge	6-5	305	R-So.
	77	Chandon Herring	6-7	302	R-So.
<b>RT</b> -or-	71	Austin Hoyt	6-8	315	R-Sr.
	73	Ului Lapuahoa	6-7	330	R-Sr.
	76	Harris LaChance	6-8	303	Fr.

## DEFENSE

<b>E</b>	52	Trajan Pili	6-2	247	R-Jr.
	58	Uriah Leiataua	6-4	265	R-So.
	57	Alden Tofa	6-4	271	R-Fr.
<b>N</b>	95	Khyiris Tonga	6-4	340	So.
	54	Merrill Taliauli	6-2	310	Sr.
	55	Lorenzo Fauatea	6-4	300	R-Fr.
<b>T</b> -or-	93	Bracken El-Bakri	6-3	285	R-So.
	99	Zac Dawe	6-4	280	R-So.
	91	Earl Tuioti-Mariner	6-4	280	R-Fr.
<b>OE</b>	90	Corbin Kaufusi	6-9	275	R-Sr.
	92	Devin Kaufusi	6-7	260	Fr.
<b>FLB</b>	44	Riggs Powell	6-2	220	R-Sr.
	41	Adam Pulsipher	6-1	220	R-Sr.
<b>MLB</b>	16	Sione Takitaki	6-2	230	R-Sr.
	38	Butch Pau'u	6-0	225	R-Sr.
<b>WLB</b>	53	Isaiah Kaufusi	6-2	210	R-So.
	37	Matt Criddle	6-1	200	R-Fr.
<b>NICKEL</b>	18	Michael Shelton	5-8	175	R-Sr.
	25	Tanner Jacobson	5-10	185	Sr.
<b>LC</b> -or-	18	Michael Shelton	5-8	175	R-Sr.
	10	Isaiah Herron	6-1	175	Fr.
	12	Malik Moore	6-1	175	Fr.
<b>FS</b> -or-	11	Austin Lee	6-0	200	R-Jr.
	1	Troy Warner	6-1	197	Jr.
	3	Isaiah Armstrong	6-2	195	R-Jr.
	24	Austin Kafentzis	6-1	195	R-Jr.
<b>SS</b> -or-	5	Dayan Ghanwoloku	5-11	200	R-Jr.
	1	Troy Warner	6-1	197	Jr.
	28	Sawyer Powell	6-1	195	R-Sr.
	27	Gavin Fowler	6-0	191	R-Sr.
<b>RC</b>	32	Chris Wilcox	6-2	195	Jr.
	36	D'Angelo Mandell	6-1	175	R-Fr.
	30	Keenan Ellis	6-0	175	R-Fr.

## SPECIALISTS

<b>PK</b>	20	Skyler Southam	6-0	195	Fr.	<b>P</b>	26	Rhett Almond	6-4	200	R-Sr.
	29	Andrew Mikkelsen	6-0	200	R-Sr.		19	Danny Jones	6-4	240	R-So.
<b>KO</b>	29	Andrew Mikkelsen	6-0	200	R-Sr.	<b>KRET</b>	15	Aleva Hifo	5-10	187	Jr.
	20	Skyler Southam	6-0	195	Fr.		2	Matt Hadley	6-0	210	R-Sr.
<b>H</b>	27	Gavin Fowler	6-0	191	R-Sr.	<b>PRET</b> -or-	18	Michael Shelton	5-8	175	R-Sr.
	25	Tanner Jacobson	5-10	185	Sr.		3	Dylan Collie	5-10	180	R-Sr.
<b>LS</b>	98	Mitch Harris	6-4	216	R-Jr.		15	Aleva Hifo	5-10	187	Jr.
	64	Matt Foley	6-1	215	Sr.						

2018 OFFENSIVE STARTERS

GAME	QB	RB	RB/WR/TE	WR/TE	WR/TE	WR/TE	LT	LG	C	RG	RT
ARIZONA	MANGUM	CANADA	BUSHMAN	HIFO	N. PAU'U	SIMON	CHRISTENSEN	SHOAF	EMPEY	T. HOGE	HOYT
CAL	MANGUM	CANADA	ADD. PULSIPHER	NWIGWE	LAULU-PUTUTAU	HIFO	CHRISTENSEN	SHOAF	EMPEY	T. HOGE	HOYT
WISCONSIN	MANGUM	CANADA	HOLKER	LAULU-PUTUTAU	SHUMWAY	HIFO	CHRISTENSEN	SALEAPAGA	EMPEY	T. HOGE	HOYT
MCNEESE ST.	MANGUM	CANADA	LAULU-PUTUTAU	MILNE	ROMNEY	SIMON	CHRISTENSEN	SALEAPAGA	EMPEY	T. HOGE	HOYT
WASHINGTON	MANGUM	CANADA	LAULU-PUTUTAU	MILNE	SHUMWAY	HIFO	CHRISTENSEN	SALEAPAGA	EMPEY	T. HOGE	HOYT
UTAH STATE	MANGUM	KATOA	BUSHMAN	MILNE	SHUMWAY	HIFO	CHRISTENSEN	SALEAPAGA	EMPEY	T. HOGE	HOYT
HAWAII	WILSON	KATOA	ADD. PULSIPHER	ROMNEY	SHUMWAY	HIFO	CHRISTENSEN	SALEAPAGA	EMPEY	T. HOGE	HOYT
N. ILLINOIS											
BOISE STATE											
UMASS											
NEW MEXICO ST.											
UTAH											

2018 BYU SUPERLATIVES

Overall record	4-3
Current streak	Won 1
Home record	2-2
Current home streak	Won 1
Road record	2-1
Current road streak	Lost 1
Neutral record	0-0
Current neutral streak	Lost 1 (2017)
Day games	2-0
Current day streak	Won 3 (2017)
Night games	2-3
Current night streak	Won 1
Friday games	0-1
Current Friday streak	Lost 1
BYU wins toss	2-1
BYU loses toss	3-2
BYU scores first	2-0
Opp. scores first	2-3
BYU leads after 1Q	2-0
BYU trails after 1Q	1-3
Tied after 1Q	1-0
BYU leads at half	2-0
BYU trails at half	1-3
Tied at the half	1-0
BYU leads after 3Q	4-0
BYU trails after 3Q	0-3
Tied after 3Q	0-0
OT Games	0-0
BYU has more yards	3-0
Opp. has more yards	1-3
Yards even	0-0
BYU has more turnovers	0-1
Opp. has more turnovers	3-1
Turnovers are equal	1-1
Record in September	3-2
Streak	Lost 1
Record in October	1-1
Streak	Won 1
Record in November	0-0
Streak	Won 1 (2017)
Vs. top-25 teams	1-1
Streak	Lost 1
Vs. non-ranked teams	3-2
Streak	Won 1
On ESPN	1-0
On ESPN2	1-2
On ESPN3	0-0
On ESPN3	1-0
On ESPNWS	0-0
On ABC	1-0
On NBC	0-0
On FOX	0-1
On Fox Sports	0-0
On CBS Sports	0-0
On SEC Network	0-0
On BYUtv	1-0

2018 DEFENSIVE STARTERS

GAME	E	N	T	OE	FLB	MLB/NICKEL	BLB	LC	FS	SS	RC
ARIZONA	PILI	Bk. EL-BAKRI	TONGA	C. KAUFUSI	ANDERSON	B. PAU'U	TAKITAKI	SHELTON	LEE	GHANWOLOKU	WILCOX
CAL	PILI	Bk. EL-BAKRI	TONGA	C. KAUFUSI	ANDERSON	B. PAU'U	TAKITAKI	SHELTON	LEE	GHANWOLOKU	WILCOX
WISCONSIN	Bk. EL-BAKRI	TALIAULI	TONGA	C. KAUFUSI	ANDERSON	A. PULSIPHER	TAKITAKI	SHELTON	LEE	GHANWOLOKU	WILCOX
MCNEESE ST.	PILI	Bk. EL-BAKRI	TONGA	C. KAUFUSI	R. POWELL	A. PULSIPHER	TAKITAKI	SHELTON	LEE	WARNER	WILCOX
WASHINGTON	D. KAUFUSI	Bk. EL-BAKRI	TONGA	C. KAUFUSI	TALIAULI (T)	B. PAU'U	TAKITAKI	SHELTON	LEE	WARNER	WILCOX
UTAH STATE	PILI	TALIAULI	TONGA	C. KAUFUSI	ANDERSON	TAKITAKI	HADLEY	SHELTON	LEE	WARNER	WILCOX
HAWAII	PILI	DAWE	TONGA	C. KAUFUSI	I. KAUFUSI	SHELTON	TAKITAKI	MANDELL	LEE	GHANWOLOKU	WILCOX
N. ILLINOIS											
BOISE STATE											
UMASS											
NEW MEXICO ST.											
UTAH											

2018 BYU SCORING DRIVES

QTR	OPP.	SCORING PLAY	PLAYS-YOS-TOP
2	AZ	Squally Canada 1-yard run (Skyler Southam kick)	9-59-4:38
3	AZ	Matt Bushman 24-yard pass from Tanner Mangum (Skyler Southam kick)	10-75-6:35
3	AZ	Squally Canada 1-yard run (Skyler Southam kick)	9-58-2:35
3	AZ	Squally Canada 2-yard run (Skyler Southam kick)	5-36-2:14
2	CAL	Skyler Southam 36-yard field goal	13-67-6:15
3	CAL	Dayan Ghanwoloku 36-yard fumble recovery (Skyler Southam kick)	--
4	CAL	Brayden El-Bakri 1-yard pass from Tanner Mangum (Micah Simon pass from Mangum)	13-73-2:47
1	WISCONSIN	Squally Canada 3-yard run (Skyler Southam kick)	8-61-3:58
2	WISCONSIN	Moroni Laulu-Pututau 31-yard pass from Aleva Hifo (Skyler Southam kick)	10-89-4:43
3	WISCONSIN	Squally Canada 2-yard run (Skyler Southam kick)	6-27-2:11
4	WISCONSIN	Skyler Southam 45-yard field goal	5-47-2:45
2	MCNEESE	Lopini Katoa 4-yard run (Skyler Southam kick)	8-79-2:56
2	MCNEESE	Talon Shumway 7-yard pass from Tanner Mangum (Skyler Southam kick)	5-31-1:37
2	MCNEESE	Lopini Katoa 14-yard run (Skyler Southam kick)	4-35-1:28
2	MCNEESE	Skyler Southam 30-yard field goal	4-12-0:53
3	MCNEESE	Skyler Southam 22-yard field goal	12-70-6:07
3	MCNEESE	Skyler Southam 47-yard field goal	4-7-1:16
4	WASHINGTON	Lopini Katoa 1-yard run (Skyler Southam kick)	7-21-4:08
2	UTAH STATE	Lopini Katoa 5-yard pass from Tanner Mangum (Skyler Southam kick)	9-88-4:46
3	UTAH STATE	Dylan Collie 9-yard pass from Tanner Mangum (Skyler Southam kick failed)	5-75-1:48
4	UTAH STATE	Gunner Romney 18-yard pass from Zach Wilson (Andrew Mikkelsen kick)	6-77-2:32
1	HAWAII	Lopini Katoa 12-yard run (Skyler Southam kick)	12-87-4:32
1	HAWAII	Zach Wilson 23-yard run (Skyler Southam kick)	7-56-3:03
2	HAWAII	Matt Hadley 21-yard run (Skyler Southam kick)	6-54-3:04
2	HAWAII	Dallin Holker 13-yard pass from Zach Wilson (Skyler Southam kick)	1-13-0:06
3	HAWAII	Riley Burt 3-yard run (Skyler Southam kick)	5-35-1:44
4	HAWAII	Aleva Hifo 24-yard pass from Zach Wilson (Skyler Southam kick)	12-75-7:07
4	HAWAII	Gunner Romney 26-yard pass from Zach Wilson (Skyler Southam kick)	7-75-3:17



BYU OFFENSE BY THE NUMBERS

**6** Six freshmen started on offense for the Cougars against Hawai'i. Quarterback Zach Wilson, running back Lopini Katoa, wide receiver Gunner Romney and offensive linemen Brady Christensen, James Empey and Keanu Salepaga all started for BYU.

**7x7** BYU scored seven touchdowns on all seven scoring drives against Hawai'i. The Cougars never attempted any field goals in the game. BYU was 5 of 6 in the blue zone, with their only miss inside the 20s was a kneel down to end the game.

**9+** BYU is spreading the ball around to an average of more than nine receivers per game. The Cougars have had 10 or more different receivers catch passes three times this year in a single game (Arizona, Cal, Utah State).

BYU OFFENSE IN THE NCAA (As of 10.22.18)

TEAM

Total Offense	330.0 (117)
Passing Offense	190.1 (103)
Passing Efficiency	126.87 (87)
Rushing Offense	139.9 (101)
Scoring Offense	25.1 (93)
Total First Downs	128 (109)
Third Down Conversions	36.4 (96)
Sacks Allowed/G	1.29 (19)
Tackles for loss allowed/G	5.57 (51)
Fumbles lost	4 (41)
Passing yards per completion	10.01 (121)
Red zone conversions	84.0 (64)
Time of Possession	30:32 (57)
Rushing touchdowns	Squally Canada, 5 (78)
	Lopini Katoa 4 (120)
Rushing yards per game	Squally Canada, 55.7 (127)
Total rushing yards	Squally Canada, 334 (171)
Total touchdowns	Squally Canada, 5 (146)
	Lopini Katoa, 5 (146)

OTHER OFFENSIVE PLAYERS TO WATCH

#1 Akile Davis, WR, R-Jr.

Has played in 19 games, mostly on special teams. Caught a 16-yard pass against Hawaii.

#3 Dylan Collie, WR, R-Sr.

Caught a 9-yard touchdown pass against Utah State. A graduate transfer from Hawai'i, posted 1,300 receiving yards in his career. Younger brother of Zac and Austin Collie.

#7 Beau Hoge, RB, R-Jr.

Saw first action of 2018 against Cal. The son of NFL running back Merrill Hoge, he is a natural runner with a big upside.

#12 Tanner Mangum, QB, Sr.

Started the first six games and completed 112 of 182 passes for 1,042 yards and five touchdowns.

#13 Micah Simon, WR, So.

Team captain, caught two passes for 20 yards against Utah State. Had 27 receptions for 386 yards and three touchdowns in 2017. Caught a pass in 12 of 13 games last season.

#21 Talon Shumway, WR, R-Jr.

Posted career highs with five receptions and 110 yards against Utah State. Has 38 receptions for 476 yards over a 25 game career. Caught first career touchdown pass against McNeese. Had three receptions for 32 yards vs. Hawaii.

#32 Dallin Holker, TE, Fr.

Caught a 13-yard touchdown pass against Hawaii. Has played in all seven games. Totaled nine receptions for 60 yards and one score.

#34, Riley Burt, RB, R-Jr.

Rushed nine times for 59 yards and a touchdown against Hawaii. Ran 23 times last season for 104 yards and one touchdown. Has played in 20 games in his career.

#35 Brayden El-Bakri, RB, Jr.

Played in 34 games, mostly as BYU's primary fullback and on special teams. Caught a 1-yard touchdown against Cal.

#80 Gunner Romney, WR, Fr.

Has played in six games, totaling nine receptions for 127 yards. Caught two balls for 39 yards, including a 26-yard touchdown against Hawaii.

#82 Dax Milne, WR, Fr.

Caught four passes for 27 yards against Utah State and two for 14 against Hawaii. Has played in five games and has eight receptions for 57 yards.

#84 Neil Pau'u, WR, So.

Caught a 12-yard pass against McNeese. Played in 11 games last season as a true freshman and had 14 receptions, 139 yards and two touchdowns.

#15 | ALEVA HIFO | WR | 5-10 | 187 | JR. | MENIFEE, CA | HERITAGE HS



- Posted three catches for 32 yards, had five rushes for 45 yards and threw a 31-yard touchdown pass against Wisconsin
- Also has 19 carries for 100 yards
- Leads BYU in receptions and receiving yards
- Has played in 33 career games


CAREER HIGHS

Receptions	9, @ECU (2017)
Receiving Yards	148, @ECU (2017)
Receiving TD	1, twice (2017)
Long Reception	46, @ECU (2017)
All-Purpose Yards	148, twice

2018 RECEIVING STATS

GP	REC	YDS	Y/R	LNG	TD
7	21	225	10.71	30	1

#22 | SQUALLY CANADA | RB | 5-11 | 210 | R-SR. | MILPITAS, CA | WASHINGTON STATE



- Ran for 118 yards and two touchdowns at Wisconsin
- Posted a career-best three touchdowns at Arizona
- Led the 2017 team in rushing with 120 carries for 710 yards and six touchdowns
- Ran for career-high 213 yards against UNLV – the 10-most rushing yards in a single game by a BYU player

CAREER HIGHS

Rushing att	25, @UNLV (2017)
Rush yards	213, @UNLV (2017)
Rush TD	3, @Arizona (2018)
Long rush	54, @UNLV (2017)
Receptions	3, @Boise State (2016)
Receiving Yards	29, @Arizona (2018)
Receiving TD	--
Long Reception	15, @Arizona (2018)
All-Purpose Yards	213, @UNLV (2017)

2018 RUSHING STATS

GP	ATT	YARDS	Y/A	LONG	TD	REC	YARDS	Y/R	LONG	TD
6	71	334	4.70	46	5	4	40	10.0	15	0

RECEIVING STATS

#4 | LOPINI KATOA | RB | 6-1 | 210 | R-FR. | AMERICAN FORK, UT | AMERICAN FORK HS



- Ran for 27 yards and one touchdown and had 66 receiving yards at Washington
- Scored two touchdowns against McNeese
- Caught first career touchdown pass against Utah State
- Tied for team lead in receptions

CAREER HIGHS

Rushing att	16, Hawaii
Rush yards	83, Utah
Rush TD	2, McNeese
Long rush	16, Hawaii
Receptions	7, at Washington
Receiving Yards	66, at Washington
Receiving TD	1, Utah State
Long Reception	27, at Washington
All-Purpose Yards	93, at Washington

2018 RUSHING STATS

GP	ATT	YARDS	Y/A	LONG	TD	REC	YARDS	Y/R	LONG	TD
7	55	263	4.78	16	4	18	106	5.89	27	1

RECEIVING STATS

#89 | MATT BUSHMAN | TE | 6-5 | 245 | SO. | TUCSON, AZ | SABINO HS



- Posted four receptions and 78 yards against Utah State
- Caught two passes for 47 yards at Washington, including a career-best 39-yarder
- Has a reception in 18 of 19 career games
- Had a 24-yard touchdown at Arizona in the season opener
- Named a Freshman All-American in 2017 with 49 receptions and 520 yards

CAREER HIGHS

Receptions	9, at Fresno St. (2017)
Receiving Yards	97, at Fresno St. (2017)
Receiving TD	1, four times
Long Reception	39, at Washington (2018)
All-Purpose Yards	97, at Fresno St. (2018)

2018 RECEIVING STATS

GP	REC	YDS	Y/R	LNG	TD
7	12	207	17.25	39	1

#11 | ZACH WILSON | QB | 6-3 | 205 | FR. | DRAPER, UT | CORNER CANYON HS



- Won first start as a true freshman vs. Hawai'i
- Totaled four touchdowns (3 passing, 1 rushing) - the most by a freshman QB in first start
- Set freshman record for pass efficiency rating in first start - 162.7
- Completed 20 of 30 passes for 258 yards and four touchdowns
- Rushed 10 times for 41 yards and one touchdown

CAREER HIGHS (2018)

Passing Yards	194, vs. Hawaii
Att	24, vs. Hawaii
Comp	16, vs. Hawaii
Passing TD	3, vs. Hawaii
Rush Att	6, vs. Hawaii
Rush YDS	25, vs. Utah State
Rushing TD	1, vs. Hawaii

2018 PASSING STATS

GP	COMP	ATT	YDS	Y/A	PCT	LNG	INT	TD	EFFIC	ATT	YDS	Y/A	LNG	TD
3	20	30	258	8.60	0.67	26	1	4	176.24	10	41	4.10	26	1

RUSHING STATS

**CHART TOPPERS**

**Passing Yards (Career)**

<b>1. Ty Detmer</b> .....	<b>15,031</b>
8. Steve Young .....	7,733
9. Marc Wilson .....	7,637
10. Steve Sarkisian .....	7,464
11. Taysom Hill .....	6,935
12. Tanner Mangum .....	6,200

**Passing Completions (Career)**

<b>1. Ty Detmer</b> .....	<b>958</b>
6. Taysom Hill .....	610
7. Kevin Feterik .....	609
8. Steve Young .....	592
9. John Walsh .....	588
10. Tanner Mangum .....	548

**Passing Attempts (Career)**

<b>1. Ty Detmer</b> .....	<b>1530</b>
6. Kevin Feterik .....	1004
7. Robbie Bosco .....	997
8. John Walsh .....	976
9. Marc Wilson .....	937
10. Tanner Mangum .....	918

**Passing Touchdowns (Career)**

<b>1. Ty Detmer</b> .....	<b>121</b>
12. Virgil Carter .....	50
13. Gary Sheide .....	45
14. Taysom Hill .....	43
15. Tanner Mangum .....	39

**Rushing Yards (Career)**

<b>1. Jamaal Williams</b> .....	<b>3,901</b>
16. Peter Tuipulotu .....	1,528
17. Casey Tiumalu .....	1,504
18. Weldon Jackson .....	1,449
19. Hema Heimuli .....	1,426
20. Squally Canada .....	1,360

**Rushing Attempts (Career)**

<b>1. Jamaal Williams</b> .....	<b>726</b>
23. Peter Tuipulotu .....	277
24. Todd Christensen .....	270
25. Steve Young .....	269
26. John Beck .....	267
27. Squally Canada .....	266

**Receptions (Career)**

<b>1. Cody Hoffman</b> .....	<b>260</b>
65. Mike Johnston .....	72
66. Rod Wilkerson .....	72
67. Jeff Blanc .....	71
68. Three tied .....	70
71. Aleva Hifo, three others .....	69

**Receiving Yards (Career)**

<b>1. Cody Hoffman</b> .....	<b>3,612</b>
90. Casey Tiumalu .....	740
91. Terenn Houk .....	739
92. Fahu Tahī .....	730
93. Matt Bushman .....	727
94. Aleva Hifo .....	720

**THE BYU OFFENSE**

- **COACHING EXPERIENCE.** The BYU offensive staff has more than 80 years of coaching experience. Jeff Grimes has the most with about 25 years. Tight ends coach Steve Clark has been coaching since 1994 and passing game coordinator Aaron Roderick is approaching 20 years in the profession. Roderick, Clark and wide receivers coach Fesi Sitake have all been offensive coordinators at the college level.
- **FROSH SCORES.** With a dozen freshmen seeing playing time on offense, BYU has gotten scores out of four different freshmen, including all four getting into the end zone against Hawaii. Lopini Katoa leads with five total touchdowns, Gunner Romney has two, Dallin Holker has one while Zach Wilson has one rushing touchdown to go along with his four passing touchdowns. Including freshman kicker Skyler Southam, three of BYU's top four scorers are freshmen. Including Southam, freshmen have accounted for just over half of the Cougars' total points this season (89 of 176 – 50.6 percent).
- **MID-RANGE GAME.** BYU is outscoring its opponents in both the second and third quarters this season. The Cougars have a 62-41 edge in the second quarter and 54-49 in the third frame.

**NOTEABLE OFFENSIVE PLAYERS 2018 SEASON/CAREER HIGHS IN A GAME**

<b>#1 AKILE DAVIS, WR</b> Rec. 1, twice/Three times Rec. Yds 16, Hawaii/same Rec. TD - Long Rec. 16, Hawaii/same	<b>#15 ALEVA HIFO, WR</b> Rec. 4, McNeese/9, at ECU '17 Rec. Yds 38, McNeese/148, at ECU '17 Rec. TD -/1, twice '17 Long Rec. 30, at AZ/46, at ECU '17	<b>#80 GUNNER ROMNEY, WR</b> Rec. 2, three times/same Rec. Yds 39, Hawaii/same Rec. TD 1, twice/same Long Rec. 26, Hawaii/same
<b>#3 DYLAN COLLIE, WR</b> Rec. 3, at Wisconsin/same Rec. Yds 25, Cal/same Rec. TD 1, USU/same Long Rec. 22, at Arizona/same	<b>#17 MORONI LAULU-PUTUTAU, TE</b> Rec. 3, three times/6, UCLA '16 Rec. Yds 31, at Wisc/95, Fresno St. '15 Rec. TD 1, at Wisc/1, four times Long Rec. 31, at Wisc/54, Fresno St. '15	<b>#82 DAX MILNE, WR</b> Rec. 4, USU/same Rec. Yds 27, USU/same Rec. TD - Long Rec. 9, at Washington/same
<b>#4, LOPINI KATOA, RB</b> Rec. 7, at Washington/same Rec. Yds 66, at Washington/same Rec. TD 1, USU/same Long Rec. 27, at Washington/same Rush Att. 16, Hawaii/same Rush Yards 83, Hawaii/same Rush TD 2, McNeese/same Long Rush 16, Hawaii/same	<b>#21 TALON SHUMWAY, WR</b> Rec. 5, USU/same Rec. Yds 110, USU/same Rec. TD 1, McNeese/same Long Rec. 46, USU/same	<b>#83 INOKE LOTULELEI, WR</b> Rec. - Rec. Yds - Rec. TD - Long Rec. -
<b>#7 BEAU HOGE, RB</b> Rushes 3, Cal/12, Wagner '15 Rush Yds 6, Cal/47, Wagner '15 Rush TD -/2, Wagner '15 Long Rush 4, Cal/16, Wagner '15	<b>#22 SQUALLY CANADA, RB</b> Rec. 3, at AZ/same, twice Rec. Yds 39, at AZ/same Rec. TD - Long Rec. 15, at AZ/same Rush Att. 24, at AZ/25, at UNLV '17 Rush Yards 118, at Wisc./213, at UNLV '17 Rush TD 3, at AZ/same Long Rush 46, at Wisc./54, at UNLV '17	<b>#84 NEIL PAU'U, WR</b> Rec. 3, at AZ/4, at USU '17 Rec. Yds 12, McNeese/29, at ECU '17 Rec. TD -/1, PSU '17 Long Rec. 12, McNeese/28, PSU '17
<b>#11 ZACH WILSON, QB</b> Comp. 16, Hawaii/same Attempts 24, Hawaii/same Pass Yds 194, Hawaii/same Pass TD 3, Hawaii/same Long Pass 26, Hawaii/same Rushes 6, Hawaii/same Rush Yds 25, USU/same Rush TD 1, Hawaii Long Rush 26, USU/same	<b>#32 DALLIN HOLKER, TE</b> Rec. 3, McNeese/same Rec. Yds 23, McNeese/same Rec. TD 1, Hawaii/same Long Rec. 14, at AZ/same	<b>#89 MATT BUSHMAN, TE</b> Rec. 4, USU/9, at Fresno St. '17 Rec. Yds 78, USU/97, at Fresno St. '17 Rec. TD 1, at AZ/1, four times Long Rec. 39, at Washington/same
<b>#12 TANNER MANGUM, QB</b> Comp. 27, USU/35, UConn '15 Attempts 45, USU/56, vs. Utah '15 Pass Yds 270, USU/365, UConn '15 Pass TD 2, USU/4, @USU '15 Long Pass 46, USU/84, Boise St. '15 Rushes 4, Cal/11, twice '15 Rush Yds 0, at AZ/42, SUU '16 Rush TD -/1, three times Long Rush 3, twice/35, SUU '16	<b>#34 RILEY BURT, RB</b> Rec. -/1, at Miss. St. '17 Rec. Yds -/3, at Miss. St. '17 Rec. TD - Long Rec. -/3, at Miss. St. '17 Rush Att. 9, Hawaii/13, at Hawaii '17 Rush Yards 59, Hawaii/75, at Hawaii '17 Rush TD 1, Hawaii/1 at Hawaii, '17 Long Rush 16, Hawaii/41, Cincinnati '15	
<b>#13 MICAH SIMON, WR</b> Rec. 2, USU/4, twice '17 Rec. Yds 20, twice/67, SJSU '17 Rec. TD -/2, SJSU '17 Long Rec. 20, at AZ/50, Wisconsin '17	<b>#35 BRAYDEN EL-BAKRI, RB</b> Rec. 2, at AZ/4, SUU '16 Rec. Yds 19, at AZ/69, SUU '16 Rec. TD 1, Cal/1, twice Long Rec. 13, at AZ/27, SUU '16 Rush Att. -/5, twice Rush Yards -/23, at Fresno State '17 Rush TD -/1, twice Long Rush -/15, San Jose State '17	

BYU DEFENSE BY THE NUMBERS

**1** Dayan Ghanwoloku recorded his third fumble recovery of the 2018 season against Hawai'i to rank him No. 1 nationally, tied with eight others. He tallied the first two against Cal, returning one 36 yards for a touchdown.

**4x3** The Cougars defense recorded four sacks in the game against Hawai'i. Corbin Kaufusi tallied a career high of two sacks. His six sacks this year rank No. 19 nationally. Isaiah Kaufusi also recorded his first career sack while Khyris Tonga posted his first sack of the season for a TFL of 11 yards.

**15** Kaufusi cousins' Corbin and Isaiah led the BYU defense against Hawai'i. Corbin tied his career high in total tackles with eight while Isaiah recorded a career high of seven total tackles including five solo stops. Isaiah also recorded his first forced fumble and two pass breakups.

**63** The BYU defense held Hawai'i to just 63 rushing yards, the fewest yards the D has given up on the ground to any team this season. They also held Hawai'i's quarterback to his fewest passing yards this season at 248.

BYU DEFENSE IN THE NCAA (As of 10.21.18)

TEAM

Total Defense	353.7 (41)
Pass Defense	204.3 (39)
Pass Efficiency Defense	131.68 (70)
Rushing Defense	149.4 (56)
Scoring Defense	24.4 (55)
Sacks	1.43 (114)
First Downs Allowed/G	19.6 (53)
3rd Down Conversions Allowed	0.389 (64)
4th Down Conversions Allowed	0.643 (104)
Blue Zone Conversions Allowed	0.852 (85)
Tackles for Loss	23.0 (127)
Turnovers Gained	11 (57)
Passes Intercepted	5 (72)

INDIVIDUAL

Fumbles Recovered	Dayan Ghanwoloku, 3 (1)
Sacks	Corbin Kaufusi, 0.86 (19)

OTHER DEFENSIVE PLAYERS TO WATCH

**#1 Troy Warner, DB, JR.**

Started and tallied a season high of five total tackles against No. 11 Washington including 2 solo stops and 3 assisted tackles. Returned a blocked kick for 22 yards against McNeese. Recorded his first career tackle for loss against Wisconsin in 2017 and recovered a fumble against Utah and Boise State. Posted a team-best seven pass breakups in 2017.

**#18 Michael Shelton, DB, R-Sr.**

Had a team high and a career high of six solo tackles against McNeese as well as a forced fumble. Had an interception against San Jose State in 2017. Posted 373 all-purpose yards on both punt and kick returns in 2017.

**#32 Chris Wilcox, DB, Jr.**

Recorded a career high of two tackles for loss against McNeese for two yards. Had a career high nine tackles against No. 6 Wisconsin including a career high six solo stops.

**#41 Adam Pulsipher, LB, R-Sr.**

Had his first career pass breakup against McNeese and his career record of eight total tackles against Wisconsin and a season high of three solo stops. Recovered a fumble at ECU and forced a fumble against Boise State in 2017. Recorded 54 total tackles, including 29 solo stops and one tackle for loss during the 2017 season.

**#52 Trajan Pili, DL, R-Jr.**

Started at Arizona and had four total tackles. Played in 13 games, starting one during the 2017 season. Talled 17 tackles, including eight solo stops. Had 3.0 tackles for loss for eight yards and one sack for three yards

**#53 Isaiah Kaufusi, LB, R-So.**

Posted a career high of seven tackles against Hawai'i including a career-high five solo stops. Also recorded first career sack, forced fumble and two pass breakups in the game. Had first career interception against Cal returning it for 15 yards.

**#54 Merrill Taliauli, DL, Sr.**

Recorded season high and tied his career high tackles of three against No. 6 Wisconsin. Returned one fumble for eight yards at Hawai'i in 2017.

**#93 Bracken El-Bakri, DL, R-So.**

Recorded three total tackles against Cal including one solo stop. Started at Arizona and had one tackle. Younger brother of fullback Brayden El-Bakri. Played in seven games last season.

**#95 Khyris Tonga, DL, So.**

Had first sack of the 2018 season against Hawai'i for a tackle for loss of 11 yards. Tallied his first TFL against No. 11 Washington for four yards while also posting five total tackles. Started the first five games in the 2018 season posting a total of 12 tackles including 8 solo stops.

#16 | SIONE TAKITAKI | LB | 6-2 | 230 | R-SR. | FONTANA, CA | HERITAGE HS



- Team captain in 2018
- Had a career high tackles against No. 6 Wisconsin including a career high of eight solo stops
- Recorded two TFL against Cal and one against No. 6 Wisconsin
- Had two pass breakups and four tackles at Arizona
- Led team in tackles for loss with 12.5 in 2017

CAREER HIGHS

Tackles	12, at Wisconsin (18)
Solo	8, twice
Assisted	7, twice (17)
TFL	3, PSU (17)
Sacks	2, three times
QBH	2, at Michigan (15)
PBU	2, at Arizona (18)

2018 DEFENSIVE STATS

GP	SOLO	AST	TOT	TFL/Y	SACKS	YDS	INT	YDS	TD	FF	FR	FRYDS	QBH	PBU
7	33	13	46	3/3	0	0	0	0	0	0	0	0	3	3

#38 | BUTCH PAU'U | LB | 6-0 | 225 | R-SR. | ANAHEIM, CA | SERVITE HS



- Two-time team captain (2017-2018)
- Forced a fumble against Cal which was returned for a touchdown
- Tied for the most tackles against Arizona and Washington with seven
- Recorded a TFL against No. 11 Washington
- Younger brother Neil is a wide receiver on the team

CAREER HIGHS

Tackles	19, UCLA (16)
Solo	11, UCLA (16)
Assisted	10, at Miss. State (17)
Sacks	1.5, at Boise State (16)
INT	1, West Virginia (16)
FF	1, twice
PBU	1, twice (17)

2018 DEFENSIVE STATS

GP	SOLO	AST	TOT	TFL/Y	SACKS	YDS	INT	YDS	TD	FF	FR	FRYDS	QBH	PBU
6	17	5	22	0.5/0	0	0	0	0	0	1	0	0	0	0

#90 | CORBIN KAUFUSI | DL | 6-9 | 275 | R-SR. | PROVO, UT | TIMPVIEW HS



- Team captain in 2018
- Had a team-best seven total tackles at Arizona, with two tackles for loss and one sack
- Recorded four sacks in the 2018 season for 38 yards
- Started playing football at BYU after two seasons with men's basketball
- Younger brother of New York Jets defensive end Bronson Kaufusi
- Older brother of defensive lineman Devin Kaufusi

CAREER HIGHS

Tackles	9, at Miss. St. (17)
Solo	7, twice (18)
Assisted	9, at Miss. State (17)
TFL	2, three times
Sacks	2.0, Hawai'i (18)
FF	1, twice (17)
Blocked kicks	1, four times

2018 DEFENSIVE STATS

GP	SOLO	AST	TOT	TFL/Y	SACKS	YDS	INT	YDS	TD	FF	FR	QBH	PBU	BLKD
7	26	8	34	7/51	6	47	0	0	0	0	0	0	1	1

#5 | DAYAN GHANWOLOKU | DB | 5-11 | 200 | R-JR. | LAYTON, UT | NORTHRIDGE PEAK HS



- Recovered two fumbles for 36 yards returning one for a touchdown against Cal
- Posted seven total tackles including 5 solo stops against Cal
- Had two interceptions at Mississippi State in 2017 for 105 yards, ranking No. 5 in career reception yards at BYU with 218
- Had three picks in the 2017 season, including a 50-yard interception return for a TD at Boise State in 2016

CAREER HIGHS

Tackles	9, Toledo (16)
Solo	8, Toledo (16)
Assisted	6, at USU (17)
TFL	1, twice
INT	2, at Miss. State (16)
FR	2, Cal (18)
PBU	3, at East Carolina (17)

2018 DEFENSIVE STATS

GP	SOLO	AST	TOT	TFL/Y	SACKS	YDS	INT	YDS	TD	FF	FR	FRYD	QBH	PBU	BLKD
4	13	3	16	0/0	0	0	0	0	0	0	3	36	0	1	0

#11 | AUSTIN LEE | DB | 6-0 | 202 | R-JR. | DRAPER, UT | UTAH/SLCC



- Played freshman season at Utah
- Had a career-high seven total tackles against No. 6 Wisconsin
- Recorded first career tackle for loss against McNeese State for eight yards
- Recorded first career forced fumble at No. 11 Washington
- Had first career interception against Hawai'i for 36 yards

CAREER HIGHS

Tackles	7, at Washington (18)
Solo	5, twice (18)
Assisted	3, Cal (18)
TFL	1, McNeese (18)
INT	1, Hawai'i (18)
FF	1, at Washington (18)
FR	1, San Jose State (17)

2018 DEFENSIVE STATS

GP	SOLO	AST	TOT	TFL/Y	SACKS	YDS	INT	YDS	TD	FF	FR	FRYDS	QBH	PBU
7	19	8	27	1/8	0	0	1	36	0	1	0	0	0	0

## DEFENSIVE RECORDS SINCE 2000

(Only defensive statistics since 2000 are officially recognized by the NCAA)

## Individual Career Sacks

1. **30 Jan Jorgensen (2006-09)**
2. 26.5 Bronson Kaufusi (2012-15)
3. 26 Kyle Van Noy (2010-13)
4. 19 Brady Poppinga (2001-04)
5. 14.5 Corbin Kaufusi (2016-present)

## Individual Career Forced Fumbles

1. **11 Kyle Van Noy (2010-13)**
  2. 6 Andrew Rich (2008-10)
  3. 5 Bronson Kaufusi (2012-2015)
  4. 4 Three players tied with 4
- Active player: 3 Zayne Anderson

## Individual Career Fumble Recoveries

1. **6 Jan Jorensen (2006-09)**
2. **6 Shawn Doman (2006-09)**
3. 5 Spencer Hadley (2008, 11-13)
4. 5 Fred Warner (2014-2017)
5. 4 Matt Bauman (2004, 07-09)
- 4 Brett Denney (2006-09)

## Individual Career Interceptions

1. **13 Kai Nacua (2013-16)**
  2. 10 Andrew Rich (2008-10)
  3. 9 Jernaro Gilford (1999, 2001-03)
- Active player: 5 Dayan Ghanwoloku

## Individual Career Pass Breakups

1. **23 Robertson Daniel (2013-14)**
  2. **23 Daniel Sorensen (2008, 11-13)**
  3. 21 Brian Logan (2009-10)
  4. 20 Preston Hadley (2011-12)
  5. 17 Michael Davis (2013-16)
- Active player: 11 Troy Warner

## Individual Career Total Tackles

1. **330 Aaron Francisco (2001-04)**
  2. 294 Cameron Jensen (2004-06)
  3. 275 David Nixon (2003, 06-08)
  4. 267 Paul Walkenhorst (2000-05)
  5. 264 Fred Warner (2014-2017)
- Active player: 187 Butch Pau'u

## THE BYU DEFENSE

• **MOVING UP THE CHARTS.** BYU senior Corbin Kaufusi recorded two sacks against Hawai'i to total seven on the season. He now ranks No. 5 at BYU in individual career sacks (since 2000) with a total of 14.5 through his three seasons at BYU. Kaufusi recorded six sacks during the 2017 season and 2.5 in the 2016 season. The defensive lineman's older brother Bronson holds the No. 2 spot for BYU with 26.5 career sacks. Current senior linebacker Sione Takitaki is on the tails of Kaufusi with 11.5 career sacks.

• **KAUFUSI FAMILY.** Four Kaufusi's joined the BYU defense for the 2018 season. Defensive lineman Corbin Kaufusi is the veteran family member returning for his senior season. Corbin's little brother, Devin, joined the defensive lineman as a freshman after returning from a mission for The Church of Jesus Christ of Latter-day Saints. Corbin and Devin's cousins Isaiah and Jackson (brothers) are also helping the defense for the 2018 season. Isaiah redshirted the 2016 but has already made an impact for the defense as a linebacker starting two games in 2018. His little brother, Jackson, recently returned a mission and has played in three games thus far this season. Corbin and Devin's father, Steve is the older brother to Isaiah and Jackson's father, Jeff. The Kaufusi name has accounted for 66 sacks at BYU, more than any other family.

## DEFENSIVE PLAYERS' SEASON HIGHS/CAREER HIGHS IN A GAME

#1 TROY WARNER DB	#28 SAWYER POWELL DB	#53 ISAIAH KAUFUSI LB
Tackles 5, at Washington/9, LSU '17	Tackles 4, twice/same	Tackles 7, Hawai'i/6, at Miss. St. '17
Solo 2, three times/5, twice	Solo 4, USU/same	Solo 5, Hawai'i/same
Assisted 3, at Washington /5, LSU '17	Assisted 1, twice/same	Assisted 2, at Wash./4, at Miss. St. '17
FR -/1, twice	FF -/1, at Utah '16	INT 1, Cal/same
PBU -/3, at Cincy '16	FR 1, McNeese/same	FF 1, Hawai'i/same
		PBU 2, Hawai'i/same
#2 MATT HADLEY LB	#30 KEENAN ELLIS DB	#54 MERRILL TALIAULI DL
Tackles 3, twice/7, ECU '15	Tackles 3, Cal /same	Tackles 2, at Wisconsin/4, twice '17
Solo 3, at Washington/4, four times	Solo 3, Cal /same	Solo 1, twice/3, Wisc. '17
Assisted 1, USU/4, West Virginia '16		Assisted 1, four times/3, at Miss. St. '17
TFL -/1, three times	Tackles 9, at Wisconsin/same	FR -/1, at Hawaii '17
PBU 1, USU/1, twice '15	Solo 6, at Wisconsin/same	PBU -/1, twice '17
#5 DAYAN GHANWOLOKU DB	#32 CHRIS WILCOX DB	#55 LORENZO FAUATEA DL
Tackles 5, Cal/9, Toledo '16	Assisted 3, at Wisc./4, at Fres. St. '17	Tackles 3, at Wisconsin, /3, twice
Solo 5, Cal/8, Toledo '16	TFL 2, McNeese/same	Solo 2, Hawai'i/same
Assisted 2, Cal/6, at Utah State '17	PBU 1, twice/2, at UNLV '17	Assisted 2, at Wisconsin/3, at USU '17
TFL -/1, twice		TFL -/0.5, at USU '17
INT -/2, at Mississippi St. '17	Tackles 7, twice/19, UCLA '16	QBH -/1, at Utah State '17
FR 2, Cal/same	Solo 7, at Arizona/11, UCLA '16	PBU 1, Cal/same
PBU -/3, at ECU '17	Assisted 4, Wash./10, at Miss. St. '17	
#11 AUSTIN LEE DB	#38 BUTCH PAU'U LB	#58 URIAH LEIATAUA DL
Tackles 7, at Washington/same	Tackles 7, twice/19, UCLA '16	Tackles 2, at Arizona/twice
Solo 5, twice/same	Solo 7, at Arizona/11, UCLA '16	Solo 1, at Arizona/2, SJSU '17
Assisted 3, Cal/same	Assisted 4, Wash./10, at Miss. St. '17	Assisted 1, at Arizona/1, three times
TFL 1, McNeese/same	TFL 0.5, Washington/2.5, twice	
INT 1, Hawai'i/same	PBU -/1, twice	#90 CORBIN KAUFUSI DL
FF 1, McNeese/same	QBH -/1 twice	Tackles 7, twice/9, Miss. St. '17
FR -/1, SJSU ('17)	FF 1, Cal/1 twice	Solo 7, at Arizona/same
#16 SIONE TAKITAKI LB	#41 ADAM PULSIPHER LB	Assisted 4, at Wisconsin/9, MSU '17
Tackles 12, at Wisconsin/same	Tackles 8, at Wisconsin/8, twice	TFL 2, at Arizona/twice
Solo 8, at Wisconsin/8, twice	Solo 3, at Wisconsin/6, Toledo '16	Sacks 1, four times/1.5, BSU '16
Assisted 5, at Wisconsin/7, twice ('17)	Assisted 5, at Wisconsin/6, at ECU '17	FF -/1, three times
TFL 2, Cal/3, PSU ('17)	TFL -/1, twice	QBH -/1, three times
Sacks -/1.5, three times	FF -/1, BSU '17	PBU 1, at Wisconsin/1, three times
QBH 1, three times/2, twice	FR -/1, at ECU '17	BLKD 1, McNeese/1, four times
PBU 2, at Arizona/same	PBU 1, McNeese/same	#93 BRACKEN EL-BAKRI DL
#18 MICHAEL SHELTON DB	#44 RIGGS POWELL LB	Tackles 4, Cal/same
Tackles 6, McNeese/same	Tackles 5, at Wisconsin/same	Solo 2, Cal/same
Solo 6, McNeese/same	Solo 3, at Wisconsin/same	Assisted 2, Cal/same
Assisted 2, twice/2, three times	Assisted 2, at Wisconsin/same	#95 KHYIRIS TONGA DL
TFL 1, USU/1, four times	#46 RHETT SANDLIN LB	Tackles 4, at Wash./5, at USU '17
INT -/1, twice	Tackles 2, McNeese/3, LSU '17	Solo 2, four times/3, at USU '17
FF 1, McNeese/same	Solo 2, McNeese/2, twice	Assisted 2, twice/2, four times
FR -/1, USU	Assisted -/1, three times	TFL 1.5, at Washington/same
PBU 1, three times/1, seven times	INT 1, McNeese/same	Sacks 1, Hawai'i/1.5, twice '17
#23 ZAYNE ANDERSON LB	#52 TRAJAN PILI DL	FF -/1, SJSU '17
Tackles 12, Cal/same	Tackles 4, at Arizona/same	QBH 1, McNeese/same
Solo 9, Cal/same	Solo 3, twice/3, three times	PBU 1, twice/1, five times
Assisted 6, at Wisconsin/6, twice	Assisted 1, at Arizona/3, at USU '17	#99 ZAC DAWE DL
TFL 1, Cal/same	Sacks -/1.5, at BSU '16	Tackles 3, USU/same
INT 1, at Wisconsin/1, three times	QBH 1, twice/1, four times	Solo 3, USU/same
FF -/1, three times ('17)	PBU 1, Cal/same	Assisted 1, three times/same
FR -/1, twice		TFL 1, USU/2, twice
PBU -/1, twice		Sacks 1, at Wisconsin/same

BYU SPECIAL TEAMS BY THE NUMBERS

**4.00** The Cougars' special teams unit has only allowed 4.00 yards on opponent punt returns. They are ranked No. 18 nationally this season.

**4-10** BYU has forced opponents to attempt 10 field goals this season, making only four, ranking No. 7 nationally. The Cougars have blocked two kicks for No. 15 nationally during the 2018 season.

**135** Aleva Hifo has combined for 135 total kick return in the 2018 season. During the game against Hawai'i Hifo returned one kick off for 24 yards. In the previous game against Utah State, he recorded a season long kick return of 25 yards while totaling 78 yards on four returns.

BYU SPECIAL TEAMS IN THE NCAA (As of 10/22)

**TEAM**

Yards/Punt Return	8.31 (74)
Yards/Kick Return	18.44 (100)
Net Punting	40.19 (31)
Kickoffs	60.92 (81)
Opponent Kick Returns	20.05 (52)
Opponent Punt Returns	4.00 (18)
Field Goal Percentage	0.625 (95)
Field Goals Made	5 (94)

**INDIVIDUAL**

Punting	Rhett Almond, 42.9 (39)
Punt Returns	Michael Shelton, 8.2 (31)

#26 | RHETT ALMOND | P | 6-4 | 200 | SR. | VALENCIA, CA | HART HS



- Recorded his longest punt of 52 yards against Cal
- Has made 60-consecutive PATs
- Made 17 of 21 field goals in 2016- No. 4 at BYU in single-season FG percentage with 80.95 percent
- Kicked a game-winning 19-yard field goal against Toledo in 55-53 win last year

**CAREER HIGHS**

Most Punts	6, Cal ('18)
Most Punt Yards	266, Cal ('18)
Longest Punt	52, Cal ('18)

2018 PUNTING STATS

GP	PUNT	YDS	AVG	LNG	IN20	50+	FC	TB	BLK
7	26	1,115	42.88	52	6	5	8	1	0

OTHER SPECIAL TEAMERS

**#2 Matt Hadley, KR/RB, Sr.**  
Posted seven kick returns for 195 yards, leading the team with a 27.9 kick return average in 2016. Recorded a career-high return of 41 yards against West Virginia.

**#3 Dylan Collie, PR/WR, Sr.**  
At Hawaii in 2017, returned four punts for 19 yards. Posted a long of 11 yards with an average of 4.8 per return.

**#19 Danny Jones, P, So.**  
Had one punt for 38 yards against No. 11 Washington. Recorded his first two career punt against McNeese for 81 yards. Played Australian rules football for the Birch-chip-Watchem Bulls and Bendigo Pioneers before coming to BYU.

**#25 Tanner Jacobson, DB, Sr.**  
Returned his first kickoff in the 2018 season for 10 yards against Hawai'i

**#45 Tyler Allgeier, RB/KR, Fr.**  
Returned his first kickoff in the game against Hawai'i for 21 yards.

**#98 Mitch Harris, LS, Sr.**  
Tallied his first career fumble recovery against No. 11 Washington to put the Cougars in scoring position. BYU's primary long snapper in 2018.

#18 | MICHAEL SHELTON | PR | 5-8 | 175 | SR. | RALEIGH, NC | WAKE FIELD HS



- Recorded two punt returns for 29 yards against McNeese
- Had a 31-yard kick return vs. UNLV in 2017
- Posted six punt returns for 86 yards against UMass in 2017
- Had 373 all-purpose yards on both punt and kick returns in 2017

**CAREER HIGHS**

Kick Returns	5, at Fresno St. ('17)
Kick Return Yards	99, at Fresno St. ('17)
Long Kick Return	31, at UNLV ('17)
Punt Returns	6, UMass ('17)
Punt Return Yards	86, UMass ('17)
Long Punt Return	40, Wagner ('15)

2018 RETURN STATS

GP	PR	YDS	AVG	LNG	TD
7	14	98	8.17	37	0

#20 | SKYLER SOUTHAM | K | 6-0 | 195 | FR. | HEBER CITY, UT | WASATCH HS



- Tallied career high of seven PAT's against Hawai'i
- Recorded a career long 47-yard field goal against McNeese
- Made a 45-yard game winning field goal against No. 6 Wisconsin
- Made first career field goal against Cal for 36 yards
- Went 4 for 4 on PATs in his collegiate debut at Arizona

**CAREER HIGHS**


Most PATs	7, Hawai'i ('18)
Most PAT Att	7, Hawai'i ('18)
Most Points	12, McNeese ('18)
Most FGM	3, McNeese ('18)
Long FGM	47, McNeese ('18)

2018 FIELD GOAL STATS

GP	0-19	20-29	30-39	40-49	50+	FGM	FGA	PCT	LNG	XPM	XPA	PCT	PTS
7	0-0	1-1	2-2	2-4	0-1	5	8	62.50	47	20	21	95.24	35

2018 PAT STATS

#29 | ANDREW MIKKELSEN | K | 6-0 | 200 | SR. | CANBY, OR | OREGON STATE



- Kicked-off seven times against Hawai'i for a season high of 431 yards
- Averages 62.6 yards per kick off
- Kicked a career-high 503 yards on eight kicks against San Jose State in 2017

**CAREER HIGHS**

Kick Offs	8, SJSU ('17)
Kick Off Yards	503, SJSU ('17)

2018 KICKOFF STATS

GP	KO	YDS	AVG	TB	OB
7	31	1,941	62.61	9	1

#15 | ALEVA HIFO | KR | 5-10 | 185 | JR. | MENIFEE, CA | HERITAGE HS



- Career-high of four kickoff returns for 78 yards against Utah State
- Season-long return of 25 yards against Hawai'i
- Returned one punt against Hawai'i for 10 yards
- Had 21 kick returns for 440 yards for a 21.0 yard average in 2016

**CAREER HIGHS**

Kick Returns	4, Utah State ('18)
Kick Return Yards	148, Toledo ('16)
Long Kick Return	50, at WWU ('16)

2018 RETURN STATS

GP	KR	YDS	AVG	LNG	TD
7	7	135	19.3	25	0

## KALANI SITAKE

### HEAD COACH

#### YEARS AT BYU

3rd year at BYU

#### YEARS OVERALL

3rd year as head coach, over 15 years in coaching

Kalani Sitake (pronounced kah-lah-nee see-tah-kay) was named head coach overseeing the BYU football program on December 19, 2015, by director of athletics Tom Holmoe.

Sitake is the 14th head coach in BYU history. He came to BYU from Oregon State, where he served as assistant head coach and defensive coordinator.

A former Cougar running back (1994, 1997-2000), Sitake returned to his alma mater with 15 years of coaching experience, including seven years a defensive coordinator and four seasons as an assistant head coach. He enters his 18th season overall in 2018.

Prior to serving as assistant head coach and defensive coordinator at Oregon State in 2015, Sitake spent 10 seasons at the University of Utah. He started at Utah in 2005 as the linebackers coach and was promoted to defensive coordinator in 2009 before also being named assistant head coach in 2012.

Sitake coached several Pac-12 and Mountain West Conference honorees, including Morris Trophy winners Star Lotulelei (2011) and Nate Orchard (2014). He also helped 14 players who became NFL Draft picks during his time at Utah, coaching 12 all-league players and three freshmen All-Americans. He helped the Utes win seven of eight bowl games during his tenure.

During his career, Sitake has helped mentor 16 NFL Draft picks, including BYU linebacker Fred Warner, drafted in the third round in 2018 by the San Francisco 49ers, and running back Jamaal Williams, who was selected in the fourth round by the Green Bay Packers in the 2017 NFL Draft. Williams finished his BYU career as the school's all-time leading rusher after averaging the nation's fifth-best per-game totals at 137.5 yards per outing for Sitake's Cougars in 2016.

Sitake began his coaching career in 2001 as the defensive backs and special teams coach at Eastern Arizona before becoming a defensive graduate assistant at BYU in 2002. Sitake then joined the staff at Southern Utah where he coached running backs, tight ends and offensive line during the 2003 and 2004 seasons.

Born in Nuku'alofa, Tonga, and raised in Laie, Hawai'i and Provo, Utah, Sitake becomes the first FBS head football coach of Tongan descent. He is just the fourth BYU head coach to guide the program since 1972, when Hall of Fame coach LaVell Edwards took over the program. He is the first former player under Edwards to be named head coach at BYU.

Sitake began his BYU playing career in 1994 prior to serving a two-year mission for The Church of Jesus Christ of Latter-day Saints to Oakland, California. After returning and redshirting in 1997, Sitake was a three-year starter at fullback for the Cougars from 1998-2000 under Edwards.

He was named BYU's Football Scholar Athlete of the Year in 1998, Impact Player of the Year in 1999, along with team captain and the most valuable running back in 2000. He signed a free agent contract with the Cincinnati Bengals in 2001, but was forced to retire due to an injury.

Sitake graduated from BYU in 2000 with a bachelor's degree in English. He and his wife Timberly have three children, Skye, Sadie and Kelaokalani (KK).

### Notables

- 13 All-Conference players at Oregon State and Utah
- 16 NFL Draft picks
- 5 Freshmen All-Americans
- Coached in 9 bowl games

### NFL Draft Picks coached by Sitake

- Star Lotulelei (1st Rd, Carolina)
- Koa Misi (2nd Rd, Miami)
- Eric Rowe (2nd Rd, Philadelphia)
- Nate Orchard (2nd Rd, Cleveland)
- Jeremiah Poutasi (3rd Rd, Tennessee)
- Fred Warner (3rd Rd, 49ers)
- Jamaal Williams (4th Rd, Green Bay)
- Keith McGill (4th Rd, Oakland)
- Robert Johnson (5th Rd, Tennessee)
- Stevenson Sylvester (5th Rd, Pittsburgh)
- Brandon Burton (5th Rd, Minnesota)



### SITAKE COACHING EXPERIENCE

2016-	BYU	Head Coach
2015	Oregon State	Assistant HC/DC
2012-14	Utah	Assistant HC/DC/ Linebackers
2009-12	Utah	Def. Coordinator/LB
2005-08	Utah	Linebackers
2004	Southern Utah	Offensive Line/TE
2003	Southern Utah	Running Backs/TE
2002	BYU	GA-Defense
2001	Eastern Arizona	Defensive Backs/Sp. Teams

- Spencer Toone (5th Rd, Tennessee)
- Kaelin Clay (6th Rd, Tampa Bay)
- R.J. Stanford (7th Rd, Carolina)
- Joe Kruger (7th Rd, Philadelphia)
- Trevor Reilly (7th Rd, New York Jets)

### Playing Career

- 1994, 97-2000 BYU fullback
- Team captain 2000
- Signed with Cincinnati Bengals in 2001

### Education/Family

- Bachelor of Arts - English (2000)
- Married to Timberly Friddle
- 3 children: Skye, Sadie, Kelaokalani
- Birthplace: Nuku'alofa, Tonga
- Hometown: Laie, Hawai'i/Provo, Utah
- LDS Mission: Oakland, California

## BYU COACHING STAFF

### Asst. HC/Sp. Tms. Coord./LB Ed Lamb (Field)

BYU, Assistant Head Coach (2016-present)  
Southern Utah, Head Coach (2008-15)  
USD, Defensive Backs, Special teams & Recruiting coord. (2005-07)  
University of Idaho, Defensive coordinator (2002-03)  
BYU, Defensive graduate assistant—Linebackers (2001)  
University of Redlands, defensive coord. (1998-00), defensive line (1997)

### Offensive Coord. Jeff Grimes (Field)

BYU, Offensive Coordinator (2018-present)  
LSU, Run game coordinator, offensive line (2014-17)  
Virginia Tech, Run game coordinator, offensive line (2013)  
Auburn, Offensive line (2009-12)  
Colorado, Asst. head coach, run game coord., offensive line (2007-08)  
BYU, Offensive line (2004-06)  
Arizona State, Run game coordinator, offensive line (2001-03)  
Bosnie State, Offensive line (2000)  
Hardin-Simmons, Offensive line (1998-99)  
Texas A&M, Graduate assistant (1996-97)  
Rice, Graduate assistant (1995)  
Riverside HS, Coach (1993-94)

### Defensive Coord./DL Ilaia Tuiaki (Field)

BYU, Defensive Coordinator (2016-present)  
Oregon State, Linebackers & Special Teams (2015)  
Utah, defensive line (2013-14), fullbacks, tight ends (2012)  
Utah State, Running Backs (2011), Running Backs & Special Teams (2009-10)  
Utah, Defensive Graduate Assistant (2008)  
Kearns HS, Offensive Coord. (2007), Receivers & Outside Linebackers (2006)

### Pass Game Coord./QB Aaron Roderick (Booth)

BYU, Passing game coord., quarterbacks (2018-present)  
Utah (2005-13)  
Co-offensive coordinator, quarterbacks (2015-16)  
Passing game coordinator, quarterbacks (2014)  
Passing game coordinator, wide receivers (2012-13)  
Co-offensive coordinator, wide receivers (2010)  
Wide receivers (2005-13)  
Southern Utah, offensive coord., quarterbacks, recruiting coord. (2003-04)  
Snow College, Running backs (2002)  
BYU, Graduate assistant – linebackers (1999)  
Receivers (2000-01)

### Offensive Line Ryan Pugh (Field)

BYU, Offensive line (2018-present)  
UT-San Antonio, Offensive line (2016-17)  
LSU, Graduate assistant – offensive line (2015)  
Cincinnati, Graduate assistant – offensive line (2014)  
Virginia Tech, Graduate assistant – offensive line (2013)  
Auburn, Graduate assistant – offensive line (2012)

### Wide Receivers Fesi Sitake (Field)

BYU, Wide Receivers (2018-present)  
Weber State, Off. Coord. (2016-17), Passing game coord., WR (2014-15)

### Tight Ends Steve Clark (Booth)

BYU, Tight Ends Coach (2016-present)  
Weber State, Offensive Coordinator, Quarterbacks (2014-16)  
Southern Utah, Offensive Coordinator, Quarterbacks (2008-13)  
BYU, Graduate Assistant w/offensive line & special teams (2005-07)  
Utah, Defensive assistant (2004)  
St. Mary's, Passing Game Coordinator (2003)  
Utah, Director of Operations (2002)  
Provo High School, Offensive coord. (1997-2000), assistant (1994-1996)

### Running Backs AJ Steward (Field)

BYU, Running Backs Coach (2018-present)  
Rice, Running backs (2014-17), Graduate Assistant (2012-13)

### Cornerbacks Jernaro Gilford (Field)

BYU, Cornerbacks Coach (2016-present)  
Southern Utah, Secondary Coach (2014-15)  
Whittier College, Graduate Assistant, Cornerbacks & Special Tms (2012-13)

### Safeties Preston Hadley (Booth)

BYU, Safeties (2018-present)  
Weber State, Secondary, recruiting coordinator (2016-17)  
Santa Ana College, Cornerbacks, kick/punt teams, recruiting coord. (2015)  
BYU, Graduate assistant – defensive backs, wide receivers (2013-14)



**KALANI SITAKE**

Head Coach - **Field**

(kah-Lah-nee See-Tah-kay)



**ED LAMB**

Assistant Head Coach/LB/  
Special Teams Coordinator - **Field**



**JEFF GRIMES**

Offensive Coordinator - **Field**



**ILAISA TUIAKI**

Defensive Coordinator/DL - **Field**

(ee-LIE-suh Too-ee-ah-kee)



**AARON RODERICK**

Pass Game Coordinator/QB - **Booth**



**RYAN PUGH**

Offensive Line - **Field**

(Like Hugh with a P)



**STEVE CLARK**

Tight ends - **Booth**



**FESI SITAKE**


Wide receivers - **Field**

(Fess-ee See-Tah-kay)



**AJ STEWARD**

Running Backs - **Field**



**JERNARO GILFORD**

Cornerbacks - **Field**

(Jer-nar-oh)



**PRESTON HADLEY**

Safeties - **Booth**







Quickie Statistics (Final)
BYU vs Arizona (09/01/18 at Tucson, Ariz.)

Table with columns for BYU and ARIZ, including metrics like Score, First Downs, Rushes-Yards (NET), Passing Yds (NET), etc.

Quickie Statistics (Final)
CAL vs BYU (Sep 08, 2018 at Provo, Utah)

Table with columns for CAL and BYU, including metrics like Score, First Downs, Rushes-Yards (NET), Passing Yds (NET), etc.

BYU Rushing table with columns for No., Gain, Loss, Net, TD, Lg, Avg. Includes players like SQUALLY, KATO, LOPINI, ALEVA, DYLAN.

Arizona Rushing table with columns for No., Gain, Loss, Net, TD, Lg, Avg. Includes players like TAYLOR, BRIGHTWELL, TATE, NOA.

BYU Passing table with columns for C-A-I, Yds, TD, Long, Sack. Includes player TANNER.

Arizona Passing table with columns for C-A-I, Yds, TD, Long, Sack. Includes player TATE.

BYU Receiving table with columns for No., Yards, TD, Long. Includes players like LAULU, NEIL, ALEVA, SQUALLY.

Arizona Receiving table with columns for No., Yards, TD, Long. Includes players like POINDEXTER, ELLISON, TAYLOR, PETERSON.

BYU Punting table with columns for No., Yds, Avg, Long, In20, TB. Includes player RHETT.

Arizona Punting table with columns for No., Yds, Avg, Long, In20, TB. Includes player KLUMPH.

BYU Punt Returns table with columns for No., Yards, TD, Long. Includes player SHELTON.

Arizona Punt Returns table with columns for No., Yards, TD, Long. Includes player TAYLOR.

BYU Kick Returns table with columns for No., Yards, TD, Long. Includes player SHELTON.

Arizona Kick Returns table with columns for No., Yards, TD, Long. Includes player TAYLOR.

BYU Tackles table with columns for UA-A, Total, Sacks, TFL. Includes players like CORBIN, BUTCH, CHRIS, ZAYNE.

Arizona Tackles table with columns for UA-A, Total, Sacks, TFL. Includes players like SCHOOLER, HAYES, FIELDS, HOUGH.

BYU Scoring Play table with columns for Qtr, Time, Scoring Play, V-H. Includes runs, passes, and field goals.

BYU Rushing table with columns for No., Gain, Loss, Net, TD, Lg, Avg. Includes players like SQUALLY, ALEVA, LOPINI, MICAH.

BYU Passing table with columns for C-A-I, Yds, TD, Long, Sack. Includes player TANNER.

BYU Receiving table with columns for No., Yards, TD, Long. Includes players like LAULU, ALEVA, ROMNEY, DYLAN.

BYU Punting table with columns for No., Yds, Avg, Long, In20, TB. Includes player RHETT.

BYU Punt Returns table with columns for No., Yards, TD, Long. Includes player SHELTON.

BYU Kick Returns table with columns for No., Yards, TD, Long. Includes player ALEVA.

BYU Tackles table with columns for UA-A, Total, Sacks, TFL. Includes players like ZAYNE, SIONE, BUTCH.

Quickie Statistics (Final)
BYU vs #6 Wisconsin (Sep 15, 2018 at Madison, Wis)

Table with columns for BYU and WIS, including metrics like Score, First Downs, Rushes-Yards (NET), Passing Yds (NET), etc.

BYU Rushing table with columns for No., Gain, Loss, Net, TD, Lg, Avg. Includes players like SQUALLY, ALEVA, RILEY, DYLAN.

Wisconsin Rushing table with columns for No., Gain, Loss, Net, TD, Lg, Avg. Includes players like TAYLOR, GROSHK, PRYOR, DEAL.

BYU Passing table with columns for C-A-I, Yds, TD, Long, Sack. Includes player TANNER.

Wisconsin Passing table with columns for C-A-I, Yds, TD, Long, Sack. Includes player HORNIBROOK.

BYU Receiving table with columns for No., Yards, TD, Long. Includes players like LAULU, ALEVA, DYLAN, GUNNER.

Wisconsin Receiving table with columns for No., Yards, TD, Long. Includes players like DANNY, GROSHK, FERGUSON, TAYLOR.

BYU Punting table with columns for No., Yds, Avg, Long, In20, TB. Includes player RHETT.

Wisconsin Punting table with columns for No., Yds, Avg, Long, In20, TB. Includes player LOTTI.

BYU Punt Returns table with columns for No., Yards, TD, Long. Includes player SHELTON.

Wisconsin Punt Returns table with columns for No., Yards, TD, Long. Includes player DANNY.

BYU Kick Returns table with columns for No., Yards, TD, Long. Includes player SHELTON.

Wisconsin Kick Returns table with columns for No., Yards, TD, Long. Includes player CRUICKSHANK.

BYU Tackles table with columns for UA-A, Total, Sacks, TFL. Includes players like SIONE, ZAYNE, CHRIS, ADAM.

Wisconsin Tackles table with columns for UA-A, Total, Sacks, TFL. Includes players like RYAN, WILLIAMS, HICKS, NELSON.

BYU Scoring Play table with columns for Qtr, Time, Scoring Play, V-H. Includes runs, passes, and field goals.

Quickie Statistics (Final)
McNeese vs BYU (Sep 22, 2018 at Provo, Utah)

Table with columns for MCN and BYU, including metrics like Score, First Downs, Rushes-Yards (NET), Passing Yds (NET), etc.

McNeese Rushing table with columns for No., Gain, Loss, Net, TD, Lg, Avg. Includes players like HANM, PRATT, ORGERON, ROSS.

BYU Rushing table with columns for No., Gain, Loss, Net, TD, Lg, Avg. Includes players like LOPINI, SQUALLY, HADLEY, RILEY.

McNeese Passing table with columns for C-A-I, Yds, TD, Long, Sack. Includes player TABARY.

BYU Passing table with columns for C-A-I, Yds, TD, Long, Sack. Includes player TANNER.

McNeese Receiving table with columns for No., Yards, TD, Long. Includes players like PARKER, SUTTON, HIGHSHAW, BRISCOE.

BYU Receiving table with columns for No., Yards, TD, Long. Includes players like ALEVA, DALLIN, LAULU, BUSHMAN.

McNeese Punting table with columns for No., Yds, Avg, Long, In20, TB. Includes player KJELSTEN.

BYU Punting table with columns for No., Yds, Avg, Long, In20, TB. Includes player RHETT.

McNeese Punt Returns table with columns for No., Yards, TD, Long. Includes player PARKER.

BYU Punt Returns table with columns for No., Yards, TD, Long. Includes player SHELTON.

McNeese Kick Returns table with columns for No., Yards, TD, Long. Includes player JONES.

BYU Kick Returns table with columns for No., Yards, TD, Long. Includes player JONES.

McNeese Tackles table with columns for UA-A, Total, Sacks, TFL. Includes players like COBBES, JACKSON, MCCOY, BLUNT.

BYU Tackles table with columns for UA-A, Total, Sacks, TFL. Includes players like SHELTON, CORBIN, AUSTIN, SIONE.

McNeese Scoring Play table with columns for Qtr, Time, Scoring Play, V-H. Includes field goals and runs.

BYU Scoring Play table with columns for Qtr, Time, Scoring Play, V-H. Includes runs and field goals.

Quickie Statistics (Final)
Utah State vs BYU (Oct 05, 2018 at Provo, Utah)

Quickie Statistics (Final)
BYU vs Washington (09/29/18 at Seattle, Wash.)

Table with columns for team (BYU, WASH), and various football statistics including Score, First Downs, Rushes-Yards (Net), Passing Yds (Net), Total Offense Plays-Yards, Fumbles, etc.

Table with columns for team (USU, BYU) and various football statistics including Score, First Downs, Rushes-Yards (Net), Passing Yds (Net), Total Offense Plays-Yards, Fumbles, etc.

Comprehensive box score for BYU vs Washington, including Rushing, Passing, Receiving, Punting, Kick Returns, Punt Returns, and Tackles for both teams.

Comprehensive box score for Utah State vs BYU, including Rushing, Passing, Receiving, Punting, Kick Returns, Punt Returns, and Tackles for both teams.

Quickie Statistics (Final)
Hawaii vs BYU (Oct 13, 2018 at Provo, Utah)

Table with columns for team (UH, BYU) and various football statistics including Score, First Downs, Rushes-Yards (Net), Passing Yds (Net), Total Offense Plays-Yards, Fumbles, etc.

Comprehensive box score for Hawaii vs BYU, including Rushing, Passing, Receiving, Punting, Kick Returns, Punt Returns, and Tackles for both teams.



BYU Game Results (as of Oct 23, 2018)  
All games

Date	Opponent		Score	Overall	Conference	Time	Attend
09/01/18	at Arizona	W	28-23	1-0	0-0	3:24	51002
Sep 08, 2018	CAL	L	18-21	1-1	0-0	3:29	52602
Sep 15, 2018	at #6 Wisconsin	W	24-21	2-1	0-0	3:07	80720
Sep 22, 2018	MCNEESE	W	30-3	3-1	0-0	3:03	53223
09/29/18	at Washington	L	7-35	3-2	0-0	2:52	70155
Oct 05, 2018	UTAH STATE	L	20-45	3-3	0-0	3:25	58087
Oct 13, 2018	HAWAII	W	49-23	4-3	0-0	3:27	52354

BYU Overall Team Statistics (as of Oct 23, 2018)  
All games

Team Statistics	BYU	OPP
SCORING	176	171
Points Per Game	25.1	24.4
Points Off Turnovers	48	28
FIRST DOWNS	128	137
Rushing	53	55
Passing	64	70
Penalty	11	12
RUSHING YARDAGE	979	1046
Yards gained rushing	1123	1159
Yards lost rushing	144	113
Rushing Attempts	237	250
Average Per Rush	4.1	4.2
Average Per Game	139.9	149.4
TDs Rushing	12	12
PASSING YARDAGE	1331	1430
Comp-Att-Int	133-213-4	140-215-5
Average Per Pass	6.2	6.7
Average Per Catch	10.0	10.2
Average Per Game	190.1	204.3
TDs Passing	10	10
TOTAL OFFENSE	2310	2476
Total Plays	450	465
Average Per Play	5.1	5.3
Average Per Game	330.0	353.7
KICK RETURNS: #-Yards	9-166	20-401
PUNT RETURNS: #-Yards	13-108	9-36
INT RETURNS: #-Yards	5-102	4-80
KICK RETURN AVERAGE	18.4	20.0
PUNT RETURN AVERAGE	8.3	4.0
INT RETURN AVERAGE	20.4	20.0
FUMBLES-LOST	8-4	10-6
PENALTIES-Yards	46-406	50-384
Average Per Game	58.0	54.9
PUNTS-Yards	32-1342	29-1270
Average Per Punt	41.9	43.8
Net punt average	40.2	38.7
KICKOFFS-Yards	33-2010	34-2175
Average Per Kick	60.9	64.0
Net kick average	41.9	42.2
TIME OF POSSESSION/Game	30:33	29:27
3RD-DOWN Conversions	32/88	35/90
3rd-Down Pct	36%	39%
4TH-DOWN Conversions	5/11	9/14
4th-Down Pct	45%	64%
SACKS BY-Yards	10-80	9-69
MISC YARDS	40	0
TOUCHDOWNS SCORED	23	23
FIELD GOALS-ATTEMPTS	5-8	4-10
ON-SIDE KICKS	0-1	0-0
RED-ZONE SCORES	(21-25) 84%	(23-27) 85%
RED-ZONE TOUCHDOWNS	(18-25) 72%	(20-27) 74%
PAT-ATTEMPTS	(21-22) 95%	(21-21) 100%
ATTENDANCE	216266	201877
Games/Avg Per Game	4/54066	3/67292
Neutral Site Games		0/0

Score by Quarters	1st	2nd	3rd	4th	OT	Total
BYU	21	62	54	39	0	176
Opponents	38	41	49	43	0	171

BYU Overall Individual Statistics (as of Oct 23, 2018)  
All games

Rushing	gp-gs	att	gain	loss	net	avg	td	lg	avg/g
CANADA, Squally	6-5	71	353	19	334	4.7	5	46	55.7
KATOA, Lopini	7-2	54	265	6	259	4.8	4	16	37.0
HADLEY, Matt	6-1	13	120	2	118	9.1	1	39	19.7
BURT, Riley	4-0	23	105	3	102	4.4	1	16	25.5
HIFO, Aleva	7-6	19	104	4	100	5.3	0	19	14.3
WILSON, Zach	3-1	10	56	15	41	4.1	1	26	13.7
COLLIE, Dylan	7-0	8	46	6	40	5.0	0	14	5.7
ALLGEIER, Tyler	1-0	2	14	0	14	7.0	0	8	14.0
PAU'U, Neil	7-1	4	13	0	13	3.2	0	8	1.9
HOGE, Beau	3-0	4	6	0	6	1.5	0	4	2.0
ROMNEY, Gunner	6-2	1	5	0	5	5.0	0	5	0.8
SIMON, Micah	7-2	4	17	12	5	1.2	0	8	0.7
MILNE, Dax	5-3	4	6	6	0	0.0	0	5	0.0
Team	6-0	7	0	14	-14	-2.0	0	0	-2.3
MANGUM, Tanner	6-6	13	13	57	-44	-3.4	0	3	-7.3
Total	7	237	1123	144	979	4.1	12	46	139.9
Opponents	7	250	1159	113	1046	4.2	12	36	149.4

Passing	gp-gs	effic	comp	att	in	pct	yds	td	lg	avg/g
MANGUM, Tanner	6-6	115.40	112	182	3	61.5	1042	5	46	173.7
WILSON, Zach	3-1	176.24	20	30	1	66.7	258	4	26	86.0
HIFO, Aleva	7-6	690.40	1	1	0	100.	31	1	31	4.4
Total	7	126.67	133	213	4	62.4	1331	10	46	190.1
Opponents	7	131.68	140	215	5	65.1	1430	10	52	204.3

Receiving	gp-gs	no.	yds	avg	td	lg	avg/g
HIFO, Aleva	7-6	21	225	10.7	1	30	32.1
KATOA, Lopini	7-2	18	106	5.9	1	27	15.1
LAULU-PUTUTAU,	5-4	14	120	8.6	1	31	24.0
BUSHMAN, Matt	7-2	12	207	17.2	1	39	29.6
SHUMWAY, Talon	7-4	10	170	17.0	1	46	24.3
ROMNEY, Gunner	6-2	9	127	14.1	2	26	21.2
COLLIE, Dylan	7-0	9	78	8.7	1	22	11.1
HOLKER, Dallin	7-1	9	60	6.7	1	14	8.6
MILNE, Dax	5-3	8	57	7.1	0	9	11.4
SIMON, Micah	7-2	5	54	10.8	0	20	7.7
PAU'U, Neil	7-1	5	25	5.0	0	12	3.6
CANADA, Squally	6-5	4	40	10.0	0	15	6.7
EL-BAKRI, Brayde	5-0	4	23	5.8	1	13	4.6
DAVIS, Akile	7-1	2	28	14.0	0	16	4.0
HADLEY, Matt	6-1	1	5	5.0	0	5	0.8
BURT, Riley	4-0	1	4	4.0	0	4	1.0
MANGUM, Tanner	6-6	1	2	2.0	0	2	0.3
Total	7	133	1331	10.0	10	46	190.1
Opponents	7	140	1430	10.2	10	52	204.3

Punt Returns	no.	yds	avg	td	lg
SHELTON, Michael	12	98	8.2	0	37
HIFO, Aleva	1	10	10.0	0	10
Total	13	108	8.3	0	37
Opponents	9	36	4.0	0	16

Interceptions	no.	yds	avg	td	lg
KAUFUSI, Isaiah	1	15	15.0	0	15
LEE, Austin	1	36	36.0	0	36
JACOBSON, Tann	1	19	19.0	0	19
SANDLIN, Rhett	1	20	20.0	0	20
ANDERSON, Zayn	1	12	12.0	0	12
Total	5	102	20.4	0	36
Opponents	4	80	20.0	1	56

Kick Returns	no.	yds	avg	td	lg
HIFO, Aleva	7	135	19.3	0	25
ALLGEIER, Tyler	1	21	21.0	0	21
JACOBSON, Tann	1	10	10.0	0	10
Total	9	166	18.4	0	25
Opponents	20	401	20.0	0	26

Fumble Returns	no.	yds	avg	td	lg
GHANWOLOKU, D	1	36	36.0	1	36
TOFA, Alden	1	0	0.0	0	0
Total	2	36	18.0	1	36
Opponents	0	0	0.0	0	0

**BYU Overall Individual Statistics (as of Oct 23, 2018)**  
**All games**

Scoring	td	fg	PAT				dx	saf	pts
			kick	rush	rcv	pass			
SOUTHAM, Skyler	-	5-8	20-21	-	-	-	-	-	35
KATOA, Lopini	5	-	-	-	-	-	-	-	30
CANADA, Squally	5	-	-	-	-	-	-	-	30
ROMNEY, Gunner	2	-	-	-	-	-	-	-	12
COLLIE, Dylan	1	-	-	-	-	-	-	-	6
HOLKER, Dallin	1	-	-	-	-	-	-	-	6
WILSON, Zach	1	-	-	-	-	-	-	-	6
EL-BAKRI, Brayde	1	-	-	-	-	-	-	-	6
HIFO, Aleva	1	-	-	-	-	-	-	-	6
HADLEY, Matt	1	-	-	-	-	-	-	-	6
BURT, Riley	1	-	-	-	-	-	-	-	6
SHUMWAY, Talon	1	-	-	-	-	-	-	-	6
BUSHMAN, Matt	1	-	-	-	-	-	-	-	6
LAULU-PUTUTAU,	1	-	-	-	-	-	-	-	6
GHANWOLOKU, D	1	-	-	-	-	-	-	-	6
SIMON, Micah	-	-	-	-	1	-	-	-	2
MIKKELSEN, Andr	-	-	1-1	-	-	-	-	-	1
MANGUM, Tanner	-	-	-	-	-	1-1	-	-	0
Total	23	5-8	21-22	-	1	1-1	-	-	176
Opponents	23	4-10	21-21	0-1	-	0-1	-	-	171

Total Offense	g	plays	rush	pass	total	avg/g
MANGUM, Tanner	6	195	-44	1042	998	166.3
CANADA, Squally	6	71	334	0	334	55.7
WILSON, Zach	3	40	41	258	299	99.7
KATOA, Lopini	7	54	259	0	259	37.0
HIFO, Aleva	7	20	100	31	131	18.7
HADLEY, Matt	6	13	118	0	118	19.7
BURT, Riley	4	23	102	0	102	25.5
COLLIE, Dylan	7	8	40	0	40	5.7
ALLGEIER, Tyler	1	2	14	0	14	14.0
PAU'U, Neil	7	4	13	0	13	1.9
HOGE, Beau	3	4	6	0	6	2.0
ROMNEY, Gunner	6	1	5	0	5	0.8
SIMON, Micah	7	4	5	0	5	0.7
Team	6	7	-14	0	-14	-2.3
Total	7	450	979	1331	2310	330.0
Opponents	7	465	1046	1430	2476	353.7

Field Goals	fg	pct.	01-19	20-29	30-39	40-49	50-99	lg	blk
SOUTHAM, Skyler	5-8	62.5	0-0	1-1	2-2	2-4	0-1	47	0

FG Sequence	BYU	Opponents
Arizona	-	43,(24)
CAL	(36)	-
Wisconsin	52,(45)	42
McNeese	(30),(22),(47)	(20),35,40
Washington	45	40,24
Utah State	43	(47)
Hawaii	-	(33)

Punting	no.	yds	avg	lg	tb	fc	i20	50+	blk
ALMOND, Rhett	26	111	42.9	52	1	8	6	5	0
JONES, Danny	6	227	37.8	43	0	2	2	0	0
Total	32	134	41.9	52	1	10	8	5	0
Opponents	29	127	43.8	66	2	9	11	5	0

Kickoffs	no.	yds	avg	tb	ob	retn	net	ydIn	
MIKKELSEN, Andr	31	194	62.6	9	1				
SOUTHAM, Skyler	2	69	34.5	0	0				
Total	33	201	60.9	9	1	20	0	41.9	23
Opponents	34	217	64.0	23	1	18	4	42.2	22

Numbers in (parentheses) indicate field goal was made.



**BYU Overall Individual Statistics (as of Oct 23, 2018)**  
**All games**

All Purpose	g	rush	rcv	pr	kr	ir	total	avg/g
HIFO, Aleva	7	100	225	10	135	0	470	67.1
CANADA, Sq	6	334	40	0	0	0	374	62.3
KATOA, Lopi	7	259	106	0	0	0	365	52.1
BUSHMAN,	7	0	207	0	0	0	207	29.6
SHUMWAY,	7	0	170	0	0	0	170	24.3
ROMNEY, G	6	5	127	0	0	0	132	22.0
HADLEY, Ma	6	118	5	0	0	0	123	20.5
LAULU-PUT	5	0	120	0	0	0	120	24.0
COLLIE, Dyla	7	40	78	0	0	0	118	16.9
BURT, Riley	4	102	4	0	0	0	106	26.5
SHELTON, M	7	0	0	98	0	0	98	14.0
HOLKER, Dal	7	0	60	0	0	0	60	8.6
SIMON, Mica	7	5	54	0	0	0	59	8.4
MILNE, Dax	5	0	57	0	0	0	57	11.4
WILSON, Zac	3	41	0	0	0	0	41	13.7
PAU'U, Neil	7	13	25	0	0	0	38	5.4
LEE, Austin	7	0	0	0	0	36	36	5.1
ALLGEIER, T	1	14	0	0	21	0	35	35.0
JACOBSON,	5	0	0	0	10	19	29	5.8
DAVIS, Akile	7	0	28	0	0	0	28	4.0
EL-BAKRI, Br	5	0	23	0	0	0	23	4.6
SANDLIN, Rh	7	0	0	0	0	20	20	2.9
KAUFUSI, Is	6	0	0	0	0	15	15	2.5
ANDERSON,	4	0	0	0	0	12	12	3.0
HOGGE, Beau	3	6	0	0	0	0	6	2.0
Team	6	-14	0	0	0	0	-14	-2.3
MANGUM, T	6	-44	2	0	0	0	-42	-7.0
Total	7	979	1331	108	166	102	2686	383.7
Opponents	7	1046	1430	36	401	80	2993	427.6

BYU Overall Defensive Statistics (as of Oct 23, 2018)  
All games

##	Defensive Leaders	gp-gs	Tackles				tfl/yds	Sacks no-yds	Pass defense			Fumbles		blkd	
			ua	a	tot				int-yds	brup	qbh	rcv-yds	ff	kick	saf
16	TAKITAKI, Sione	7-7	33	13	46	3.0-3	.	.	3	3	.	.	.	.	
23	ANDERSON, Zayne	4-4	23	13	36	1.0-2	.	1-12	1	.	.	.	.	.	
90	KAUFUSI, Corbin	7-7	26	8	34	7.0-51	6.0-47	.	1	.	.	.	1	.	
11	LEE, Austin	7-7	19	8	27	1.0-8	.	1-36	.	.	.	1	.	.	
3C	WILCOX, Chris	7-7	21	4	25	2.0-2	.	.	2	.	.	.	.	.	
38	PAU'U, Butch	6-3	17	5	22	0.5-0	.	.	.	.	.	1	.	.	
18	SHELTON, Michael	7-7	13	7	20	1.0-2	.	.	3	.	.	1	1	.	
53	KAUFUSI, Isaiah	6-1	11	6	17	2.0-4	1.0-3	1-15	2	.	.	1	.	.	
95	TONGA, Khyiris	7-7	11	5	16	2.5-15	1.0-11	.	2	1	.	.	.	.	
5	GHANWOLOKU, Dayan	4-4	13	3	16	.	.	.	1	.	3-36	.	.	.	
1D	WARNER, Troy	7-2	9	7	16	.	.	.	.	.	.	.	.	.	
41	PULSIPHER, Adam	7-2	4	10	14	.	.	.	1	.	.	.	.	.	
44	POWELL, Riggs	7-1	8	5	13	.	.	.	.	.	.	.	.	.	
28	POWELL, Sawyer	7-0	9	2	11	.	.	.	.	.	1-0	.	.	.	
93	EL-BAKRI, Bracken	6-5	6	5	11	.	.	.	.	.	.	.	.	.	
52	PILI, Trajan	7-5	9	1	10	.	.	.	1	2	.	.	.	.	
99	DAWE, Zac	7-1	7	3	10	2.0-9	1.0-8	.	.	.	.	.	.	.	
25	JACOBSON, Tanner	5-0	4	3	7	.	.	1-19	.	.	.	.	.	.	
2	HADLEY, Matt	6-1	6	1	7	.	.	.	1	.	.	.	.	.	
55	FAUATEA, Lorenzo	7-0	5	2	7	.	.	.	1	.	.	.	.	.	
54	TALIAULI, Merrill	7-3	2	4	6	.	.	.	.	.	.	.	.	.	
91	TUIOTI-MARINER,	7-0	4	1	5	.	.	.	.	.	.	.	.	.	
30	ELLIS, Keenan	6-0	4	.	4	.	.	.	.	.	.	.	.	.	
10	HERRON, Isaiah	4-0	2	2	4	.	.	.	.	.	.	.	.	.	
13	SIMON, Micah	7-2	3	.	3	.	.	.	.	.	.	.	.	.	
24	KAFENTZIS, Austin	7-0	1	2	3	.	.	.	.	.	.	.	.	.	
35	EL-BAKRI, Brayden	5-0	3	.	3	.	.	.	.	.	.	.	.	.	
57	TOFA, Alden	5-0	1	2	3	.	.	.	.	.	1-0	.	.	.	
36	MANDELL, D'Angelo	7-1	1	1	2	.	.	.	.	.	.	.	.	.	
97	CHAMBERS, Austin	3-0	.	2	2	.	.	.	.	.	.	.	.	.	
58	LEIATAUA, Uriah	4-0	1	1	2	.	.	.	.	.	.	.	.	.	
3D	ARMSTRONG, Isaiah	7-0	1	1	2	.	.	.	.	.	.	.	.	.	
92	KAUFUSI, Devin	7-1	1	1	2	.	.	.	.	.	.	.	.	.	
46	SANDLIN, Rhett	7-0	2	.	2	.	.	1-20	.	.	.	.	.	.	
39	KAPISI, Jared	7-0	1	.	1	.	.	.	.	.	.	.	.	.	
89	BUSHMAN, Matt	7-2	1	.	1	.	.	.	.	.	.	.	.	.	
43	PRICE, Mitchell	6-0	1	.	1	.	.	.	.	.	.	.	.	.	
17	LAULU-PUTUTAU,Moro	5-4	1	.	1	.	.	.	.	.	.	.	.	.	
47	KAUFUSI, Jackson	3-0	1	.	1	.	.	.	.	.	.	.	.	.	
50	SAMPSON, Nate	3-0	1	.	1	.	.	.	.	.	.	1	.	.	
42	FINAU, Sione	1-0	1	.	1	.	.	.	.	.	.	.	.	.	
98	HARRIS, Mitch	7-0	.	.	.	.	.	.	.	.	1-0	.	.	.	
Total		7	287	128	415	22-96	10-80	5-102	19	6	6-36	5	2	.	
Opponents		7	281	134	415	39-127	9-69	4-80	32	14	4-0	7	.	.	

BYU Team Game-by-Game (as of Oct 23, 2018)  
All games

TEAM STATISTICS

Date	Opponent	Rushing				Receiving				Passing				Kick Returns				Punt Returns				tot off
		no.	yds	td	lg	no.	yds	td	lg	cmp	att	int	yds	td	lg	no.	yds	td	lg	no.	yds	
09/01/18	at Arizona	43	183	3	13	18	209	1	30	18-28-0	209	1	30	0	0	0	0	3	45	0	37	392
Sep 08	CAL	33	91	0	13	22	196	1	24	22-41-2	196	1	24	1	17	0	17	3	-4	0	0	287
Sep 15	at Wisconsin	28	191	2	46	13	120	1	31	13-23-0	120	1	31	0	0	0	0	0	0	0	0	311
Sep 22	MCNEESE	42	161	2	20	16	130	1	16	16-27-0	130	1	16	0	0	0	0	2	29	0	21	291
09/29/18	at Washington	28	34	1	6	18	160	0	39	18-21-0	160	0	39	1	16	0	16	0	0	0	0	194
Oct 05	UTAH STATE	16	39	0	26	30	322	3	46	30-49-1	322	3	46	4	78	0	25	2	15	0	8	361
Oct 13	HAWAII	47	280	4	39	16	194	3	26	16-24-1	194	3	26	3	55	0	24	3	23	0	10	474
Opponents		237	979	12	46	133	1331	10	46	133-213-4	1331	10	46	9	166	0	25	13	108	0	37	2310
		250	1046	12	36	140	1430	10	52	140-215-5	1430	10	52	20	401	0	26	9	36	0	16	2476

Games: 7 • Avg/rush: 4.1 • Avg/catch: 10.0 • Pass effic: 126.67 • KR avg: 18.4 • PR avg: 8.3 • All purpose avg/game: 383.7 • Total offense a

Date	Opponent	Tackles				Sacks no-yds	Fumble		Pass Defense			blkd kick	PAT Attempts			off				
		ua	a	total	tfl-yds		ff	fr-yds	int-yds	qbh	brup		kick	rush	rcv	saf	t/o	pts		
09/01/18	at Arizona	43	10	53	2.0-16	1.0-12	0	0-0	0-0	0	5	1	4-4	0	0	0	0	0	0	28
Sep 0	CAL	48	16	64	3.0-4	0.0-0	1	2-36	1-15	1	5	0	1-1	0	1	0	7	18		
Sep 1	at Wisconsin	41	42	83	3.0-13	2.0-12	0	0-0	1-12	1	1	0	3-3	0	0	0	7	24		
Sep 2	MCNEESE	35	10	45	4.0-19	2.0-9	2	2-0	2-39	1	1	1	3-3	0	0	0	13	30		
09/29/18	at Washington	34	26	60	3.0-17	1.0-13	1	1-0	0-0	0	0	0	1-1	0	0	0	7	7		
Oct 05	UTAH STATE	52	8	60	3.0-4	0.0-0	0	0-0	0-0	2	2	0	2-3	0	0	0	0	20		
Oct 13	HAWAII	34	16	50	4.0-23	4.0-23	1	1-0	1-36	1	5	0	7-7	0	0	0	14	49		
Opponents		287	128	415	22.0-96	9.0-69	5	6-36	5-102	6	19	2	21-22	0	1	0	48	176		
		281	134	415	39.0-127	9.0-69	7	4-0	4-80	14	32	0	21-21	0	0	0	28	171		

Date	Opponent	Punting										Field Goals			Kickoffs				
		no.	yds	avg	long	blkd	tb	fc	50+	i20	md-att	long	blkd	no.	yds	avg	tb	ob	
09/01/18	at Arizona	4	160	40.0	44	0	0	2	0	1	0-0	0	0	5	324	64.8	2	0	
Sep 0	CAL	6	266	44.3	52	0	1	2	2	2	1-1	36	0	3	190	63.3	0	0	
Sep 1	at Wisconsin	4	193	48.2	50	0	0	1	2	2	1-2	45	0	5	309	61.8	1	0	
Sep 2	MCNEESE	4	172	43.0	48	0	0	0	0	1	3-3	47	0	6	369	61.5	4	0	
09/29/18	at Washington	6	233	38.8	48	0	0	2	0	0	0-1	0	0	2	129	64.5	1	0	
Oct 05	UTAH STATE	5	204	40.8	51	0	0	3	1	2	0-1	0	0	4	199	49.8	0	0	
Oct 13	HAWAII	3	114	38.0	42	0	0	0	0	0	0-0	0	0	8	490	61.2	1	1	
Opponents		32	1342	41.9	52	0	1	10	5	8	5-8	47	0	33	2010	60.9	9	1	
		29	1270	43.8	66	0	2	9	5	11	4-10	47	2	34	2175	64.0	23	1	

BYU Opponent Game-by-Game (as of Oct 23, 2018)  
All games

OPPONENT STATISTICS

Date	Opponent	Rushing				Receiving				Passing				Kick Returns				Punt Returns				tot off	
		no.	yds	td	lg	no.	yds	td	lg	cmp	att	int	yds	td	lg	no.	yds	td	lg	no.	yds		td
09/01/18	at Arizona	35	129	2	26	17	197	1	33	17-34-0	197	1	33	3	71	0	25	0	0	0	0	0	326
Sep 08	CAL	37	167	1	17	24	219	2	52	24-36-1	219	2	52	3	63	0	26	2	1	0	2	386	
Sep 15	at Wisconsin	43	204	3	31	18	190	0	27	18-28-1	190	0	27	4	84	0	24	1	1	0	1	394	
Sep 22	MCNEESE	28	73	0	14	18	134	0	39	18-26-2	134	0	39	2	37	0	22	2	17	0	12	207	
09/29/18	at Washington	37	187	4	28	23	277	1	30	23-25-0	277	1	30	0	0	0	0	3	16	0	16	464	
Oct 05	UTAH STATE	42	223	1	36	18	165	4	40	18-28-0	165	4	40	3	57	0	22	0	0	0	0	388	
Oct 13	HAWAII	28	63	1	8	22	248	2	42	22-38-1	248	2	42	5	89	0	25	1	1	0	0	311	
BYU		250	1046	12	36	140	1430	10	52	140-215-5	1430	10	52	20	401	0	26	9	36	0	16	2476	
BYU		237	979	12	46	133	1331	10	46	133-213-4	1331	10	46	9	166	0	25	13	108	0	37	2310	

Games: 7 • Avg/rush: 4.2 • Avg/catch: 10.2 • Pass effic: 131.68 • KR avg: 20.0 • PR avg: 4.0 • All purpose avg/game: 427.6 • Total offense a

Date	Opponent	Tackles				Sacks no-yds	Fumble		Pass Defense			blkd kick	PAT Attempts			off				
		ua	a	total	tfl-yds		ff	fr-yds	int-yds	qbh	brup		kick	rush	rcv	saf	t/o	pts		
09/01/18	at Arizona	43	28	71	2.0-3	0.0-0	0	0-0	0-0	0	4	0	2-2	0	0	0	0	0	0	23
Sep 0	CAL	42	24	66	6.0-22	2.0-14	1	0-0	2-20	3	7	0	3-3	0	0	0	0	0	0	21
Sep 1	at Wisconsin	24	24	48	6.0-16	1.0-5	0	0-0	0-0	4	5	0	3-3	0	0	0	0	0	0	21
Sep 2	MCNEESE	50	8	58	8.0-10	0.0-0	1	1-0	0-0	0	5	0	0-0	0	0	0	0	0	0	3
09/29/18	at Washington	31	28	59	8.0-36	2.0-21	3	1-0	0-0	0	2	0	5-5	0	0	0	0	7	35	
Oct 05	UTAH STATE	41	8	49	5.0-24	1.0-15	2	2-0	1-56	4	8	0	6-6	0	0	0	0	21	45	
Oct 13	HAWAII	50	14	64	4.0-16	3.0-14	0	0-0	1-4	3	1	0	2-2	0	0	0	0	0	23	
BYU		281	134	415	39.0-127	9.0-69	7	4-0	4-80	14	32	0	21-21	0	0	0	0	28	171	
BYU		287	128	415	22.0-96	9.0-69	5	6-36	5-102	6	19	2	21-22	0	1	0	48	176		

Date	Opponent	Punting										Field Goals			Kickoffs				
		no.	yds	avg	long	blkd	tb	fc	50+	i20	md-att	long	blkd	no.	yds	avg	tb	ob	
09/01/18	at Arizona	5	228	45.6	53	0	1	1	1	1	1-2	24	1	5	322	64.4	4	1	
Sep 0	CAL	6	255	42.5	48	0	0	2	0	3	0-0	0	0	4	260	65.0	3	0	
Sep 1	at Wisconsin	4	172	43.0	63	0	0	3	1	2	0-1	0	0	4	260	65.0	4	0	
Sep 2	MCNEESE	4	184	46.0	66	0	1	0	2	1	1-3	20	1	2	135	67.5	2	0	
09/29/18	at Washington	1	40	40.0	40	0	0	1	0	1	0-2	0	0	6	364	60.7	4	0	
Oct 05	UTAH STATE	5	214	42.8	50	0	0	1	1	2	1-1	47	0	8	525	65.6	4	0	
Oct 13	HAWAII	4	177	44.2	45	0	0	1	0	1	1-1	33	0	5	309	61.8	2	0	
BYU		29	1270	43.8	66	0	2	9	5	11	4-10	47	2	34	2175	64.0	23	1	
BYU		32	1342	41.9	52	0	1	10	5	8	5-8	47	0	33	2010	60.9	9	1	

BYU Game Superlatives (as of Oct 23, 2018)  
All games

INDIVIDUAL GAME HIGHS

Rushes	24	CANADA, Squally at Arizona (09/01/18)
Yards Rushing	118	CANADA, Squally at Wisconsin (Sep 15, 2018)
TD Rushes	3	CANADA, Squally at Arizona (09/01/18)
Long Rush	46	CANADA, Squally at Wisconsin (Sep 15, 2018)
Pass attempts	45	MANGUM, Tanner vs Utah State (Oct 05, 2018)
Pass completions	27	MANGUM, Tanner vs Utah State (Oct 05, 2018)
Yards Passing	270	MANGUM, Tanner vs Utah State (Oct 05, 2018)
TD Passes	3	WILSON, Zach vs Hawaii (Oct 13, 2018)
Long Pass	46	MANGUM, Tanner vs Utah State (Oct 05, 2018)
Receptions	7	KATOA, Lopini at Washington (09/29/18)
Yards Receiving	110	SHUMWAY, Talon vs Utah State (Oct 05, 2018)
TD Receptions	1	BUSHMAN, Matt at Arizona (09/01/18)
	1	EL-BAKRI, Brayden vs CAL (Sep 08, 2018)
	1	LAULU-PUTUTAU, Moroni at Wisconsin (Sep 15, 2018)
	1	SHUMWAY, Talon vs McNeese (Sep 22, 2018)
	1	KATOA, Lopini vs Utah State (Oct 05, 2018)
	1	ROMNEY, Gunner vs Utah State (Oct 05, 2018)
	1	COLLIE, Dylan vs Utah State (Oct 05, 2018)
	1	HIFO, Aleva vs Hawaii (Oct 13, 2018)
	1	ROMNEY, Gunner vs Hawaii (Oct 13, 2018)
	1	HOLKER, Dallin vs Hawaii (Oct 13, 2018)
Long Reception	46	SHUMWAY, Talon vs Utah State (Oct 05, 2018)
Field Goals	3	SOUTHAM, Skyler vs McNeese (Sep 22, 2018)
Long Field Goal	47	SOUTHAM, Skyler vs McNeese (Sep 22, 2018)
Punts	6	ALMOND, Rhett vs CAL (Sep 08, 2018)
Punting Avg	48.2	ALMOND, Rhett at Wisconsin (Sep 15, 2018)
Long Punt	52	ALMOND, Rhett vs CAL (Sep 08, 2018)
Punts inside 20	2	ALMOND, Rhett vs CAL (Sep 08, 2018)
	2	ALMOND, Rhett at Wisconsin (Sep 15, 2018)
Long Punt Return	37	SHELTON, Michael at Arizona (09/01/18)
Long Kickoff Return	25	HIFO, Aleva vs Utah State (Oct 05, 2018)
Tackles	12	ANDERSON, Zayne vs CAL (Sep 08, 2018)
	12	TAKITAKI, Sione at Wisconsin (Sep 15, 2018)
Sacks	2.0	KAUFUSI, Corbin vs Hawaii (Oct 13, 2018)
Tackles For Loss	2.0	KAUFUSI, Corbin at Arizona (09/01/18)
	2.0	TAKITAKI, Sione vs CAL (Sep 08, 2018)
	2.0	WILCOX, Chris vs McNeese (Sep 22, 2018)
	2.0	KAUFUSI, Corbin vs Hawaii (Oct 13, 2018)
Interceptions	1	KAUFUSI, Isaiah vs CAL (Sep 08, 2018)
	1	ANDERSON, Zayne at Wisconsin (Sep 15, 2018)
	1	JACOBSON, Tanner vs McNeese (Sep 22, 2018)
	1	SANDLIN, Rhett vs McNeese (Sep 22, 2018)
	1	LEE, Austin vs Hawaii (Oct 13, 2018)

BYU Game Superlatives (as of Oct 23, 2018)  
All games

TEAM GAME HIGHS

Rushes	47	vs Hawaii (Oct 13, 2018)
Yards Rushing	280	vs Hawaii (Oct 13, 2018)
Yards Per Rush	6.8	at Wisconsin (Sep 15, 2018)
TD Rushes	4	vs Hawaii (Oct 13, 2018)
Pass attempts	49	vs Utah State (Oct 05, 2018)
Pass completions	30	vs Utah State (Oct 05, 2018)
Yards Passing	322	vs Utah State (Oct 05, 2018)
Yards Per Pass	8.1	vs Hawaii (Oct 13, 2018)
TD Passes	3	vs Utah State (Oct 05, 2018)
	3	vs Hawaii (Oct 13, 2018)
Total Plays	74	vs CAL (Sep 08, 2018)
Total Offense	474	vs Hawaii (Oct 13, 2018)
Yards Per Play	6.7	vs Hawaii (Oct 13, 2018)
Points	49	vs Hawaii (Oct 13, 2018)
Sacks By	4	vs Hawaii (Oct 13, 2018)
First Downs	26	vs Hawaii (Oct 13, 2018)
Penalties	10	at Arizona (09/01/18)
Penalty Yards	94	at Arizona (09/01/18)
Turnovers	3	vs Utah State (Oct 05, 2018)
Interceptions By	2	vs McNeese (Sep 22, 2018)
Punts	6	vs CAL (Sep 08, 2018)
	6	at Washington (09/29/18)
Punting Avg	48.2	at Wisconsin (Sep 15, 2018)
Long Punt	52	vs CAL (Sep 08, 2018)
Punts inside 20	2	vs CAL (Sep 08, 2018)
	2	at Wisconsin (Sep 15, 2018)
	2	vs Utah State (Oct 05, 2018)
Long Punt Return	37	at Arizona (09/01/18)

BYU Game Superlatives (as of Oct 23, 2018)  
All games

OPPONENT INDIVIDUAL GAME HIGHS

Rushes	26	Taylor, J., at Wisconsin (Sep 15, 2018)
Yards Rushing	117	Taylor, J., at Wisconsin (Sep 15, 2018)
TD Rushes	2	Deal, Taiwan, at Wisconsin (Sep 15, 2018)
	2	Ahmed, Salvon, at Washington (09/29/18)
Long Rush	36	VAUGHNS, AAREN, vs Utah State (Oct 05, 2018)
Pass attempts	38	MCDONALD, Cole, vs Hawaii (Oct 13, 2018)
Pass completions	23	Browning, Jake, at Washington (09/29/18)
Yards Passing	277	Browning, Jake, at Washington (09/29/18)
TD Passes	4	LOVE, JORDAN, vs Utah State (Oct 05, 2018)
Long Pass	52	Garbers, Chase, vs CAL (Sep 08, 2018)
Receptions	9	URSUA, John, vs Hawaii (Oct 13, 2018)
Yards Receiving	107	Fuller, Aaron, at Washington (09/29/18)
TD Receptions	2	TARVER, R., vs Utah State (Oct 05, 2018)
Long Reception	52	Noa, Kanawai, vs CAL (Sep 08, 2018)
Field Goals	1	Havrisik, L., at Arizona (09/01/18)
	1	Raborn, Gunnar, vs McNeese (Sep 22, 2018)
	1	EBERLE, D., vs Utah State (Oct 05, 2018)
	1	MESKELL, Ryan, vs Hawaii (Oct 13, 2018)
Long Field Goal	47	EBERLE, D., vs Utah State (Oct 05, 2018)
Punts	6	Coutts, Steven, vs CAL (Sep 08, 2018)
Punting Avg	46.0	Kjellsten, Alex, vs McNeese (Sep 22, 2018)
Long Punt	66	Kjellsten, Alex, vs McNeese (Sep 22, 2018)
Punts inside 20	3	Coutts, Steven, vs CAL (Sep 08, 2018)
Long Punt Return	16	Fuller, Aaron, at Washington (09/29/18)
Long Kickoff Return	26	Davis, Ashtyn, vs CAL (Sep 08, 2018)
Tackles	16	Schooler, C., at Arizona (09/01/18)
Sacks	2.0	HENDRIE, M., vs Hawaii (Oct 13, 2018)
Tackles For Loss	2.5	McCoy, Cory, vs McNeese (Sep 22, 2018)
Interceptions	1	Hawkins, Jaylin, vs CAL (Sep 08, 2018)
	1	Beck, Traveon, vs CAL (Sep 08, 2018)
	1	GALEAI, TIPPA, vs Utah State (Oct 05, 2018)
	1	FARRIS, R., vs Hawaii (Oct 13, 2018)

BYU Game Superlatives (as of Oct 23, 2018)  
All games

OPPONENT TEAM GAME HIGHS

Rushes	43	at Wisconsin (Sep 15, 2018)
Yards Rushing	223	vs Utah State (Oct 05, 2018)
Yards Per Rush	5.3	vs Utah State (Oct 05, 2018)
TD Rushes	4	at Washington (09/29/18)
Pass attempts	38	vs Hawaii (Oct 13, 2018)
Pass completions	24	vs CAL (Sep 08, 2018)
Yards Passing	277	at Washington (09/29/18)
Yards Per Pass	11.1	at Washington (09/29/18)
TD Passes	4	vs Utah State (Oct 05, 2018)
Total Plays	73	vs CAL (Sep 08, 2018)
Total Offense	464	at Washington (09/29/18)
Yards Per Play	7.5	at Washington (09/29/18)
Points	45	vs Utah State (Oct 05, 2018)
Sacks By	3	vs Hawaii (Oct 13, 2018)
First Downs	26	at Washington (09/29/18)
Penalties	12	vs Utah State (Oct 05, 2018)
Penalty Yards	125	vs Utah State (Oct 05, 2018)
Turnovers	4	vs McNeese (Sep 22, 2018)
Interceptions By	2	vs CAL (Sep 08, 2018)
Punts	6	vs CAL (Sep 08, 2018)
Punting Avg	46.0	vs McNeese (Sep 22, 2018)
Long Punt	66	vs McNeese (Sep 22, 2018)
Punts inside 20	3	vs CAL (Sep 08, 2018)
Long Punt Return	16	at Washington (09/29/18)



BYU Red-Zone Results (as of Oct 23, 2018)  
All games

BYU Inside Opponent Red-Zone

Date	Opponent	Score	Times In RZ	Times Score	Total Pts	Rush TDs	Pass TDs	FGs Made	Failed to score inside RZ						
									FGA	Dow	Int	Fum	Half	Gam	
09/01/18	at Arizona	28-23	3	3	21	3	3	0	0	0	0	0	0	0	0
Sep 08, 201	CAL	L 18-21	3	2	11	1	0	1	1	0	0	1	0	0	0
Sep 15, 201	at Wisconsin	24-21	2	2	14	2	2	0	0	0	0	0	0	0	0
Sep 22, 201	MCNEESE	30-3	6	5	27	3	2	1	2	0	0	0	0	1	0
09/29/18	at Washington	L 7-35	2	1	7	1	1	0	0	1	0	0	0	0	0
Oct 05, 201	UTAH STATE	L 20-45	3	3	20	3	0	3	0	0	0	0	0	0	0
Oct 13, 201	HAWAII	49-23	6	5	35	5	3	2	0	0	0	0	0	1	0
Totals			25	21	135	18	11	7	3	1	0	1	0	2	0

21 of 25 (84.0%)

Opponents Inside BYU Red-Zone

Date	Opponent	Score	Times In RZ	Times Score	Total Pts	Rush TDs	Pass TDs	FGs Made	Failed to score inside RZ						
									FGA	Dow	Int	Fum	Half	Gam	
09/01/18	at Arizona	28-23	4	4	23	3	2	1	1	0	0	0	0	0	0
Sep 08, 201	CAL	L 18-21	2	1	7	1	1	0	0	0	1	0	0	0	0
Sep 15, 201	at Wisconsin	24-21	3	3	21	3	3	0	0	0	0	0	0	0	0
Sep 22, 201	MCNEESE	30-3	2	1	3	0	0	0	1	1	0	0	0	0	0
09/29/18	at Washington	L 7-35	7	5	35	5	4	1	0	2	0	0	0	0	0
Oct 05, 201	UTAH STATE	L 20-45	5	5	35	5	1	4	0	0	0	0	0	0	0
Oct 13, 201	HAWAII	49-23	4	4	23	3	1	2	1	0	0	0	0	0	0
Totals			27	23	147	20	12	8	3	3	1	0	0	0	0

23 of 27 (85.2%)



BYU Games Played (as of Oct 23, 2018)  
All games

##	PLAYER	GP-GS	ARIZ	CAL	WIS	MCN	WASH	USU	UH
58	LEIATAUA, U.	4/-	XXX	XXX	...	...	XXX	...	XXX
74	LONGSON, K.	3/-	XXX	XXX	...	...	...	...	XXX
83	LOTULELEI, I.	2/-	...	XXX	...	XXX	...	...	...
36	MANDELL, D.	7/1	XXX	XXX	XXX	XXX	XXX	XXX	START
12	MANGUM, Tanner	6/6	START	START	START	START	START	START	...
29	MIKKELSEN, A.	7/-	XXX	XXX	XXX	XXX	XXX	XXX	XXX
82	MILNE, Dax	5/3	...	...	XXX	START	START	START	XXX
1C	MOORE, Malik	7/-	XXX	XXX	XXX	XXX	XXX	XXX	XXX
88	NWIGWE, JJ	4/1	XXX	START	XXX	XXX	...	...	...
38	PAU'U, Butch	6/3	START	START	...	XXX	START	XXX	XXX
84	PAU'U, Neil	7/1	START	XXX	XXX	XXX	XXX	XXX	XXX
52	PILI, Trajan	7/5	START	START	XXX	START	XXX	START	START
44	POWELL, Riggs	7/1	XXX	XXX	XXX	START	XXX	XXX	XXX
28	POWELL, Sawyer	7/-	XXX	XXX	XXX	XXX	XXX	XXX	XXX
43	PRICE, Mitchell	6/-	XXX	XXX	XXX	XXX	XXX	...	XXX
41	PULSIPHER, Adam	7/2	XXX	XXX	START	START	XXX	XXX	XXX
87	PULSIPHER, Add.	7/2	XXX	START	XXX	XXX	XXX	XXX	START
80	ROMNEY, Gunner	6/2	...	XXX	XXX	START	XXX	XXX	START
61	SALEAPAGA, K.	5/5	...	...	START	START	START	START	START
50	SAMPSON, Nate	3/-	...	...	...	XXX	...	XXX	XXX
46	SANDLIN, Rhett	7/-	XXX	XXX	XXX	XXX	XXX	XXX	XXX
18	SHELTON, M.	7/7	START	START	START	START	START	START	START
59	SHOAF, Thomas	7/2	START	START	XXX	XXX	XXX	XXX	XXX
21	SHUMWAY, Talon	7/4	XXX	XXX	START	XXX	START	START	START
13	SIMON, Micah	7/2	START	XXX	XXX	START	XXX	XXX	XXX
20	SOUTHAM, Skyler	7/-	XXX	XXX	XXX	XXX	XXX	XXX	XXX
16	TAKITAKI, Sione	7/7	START	START	START	START	START	START	START
54	TALIAULI, M.	7/3	XXX	XXX	START	XXX	START	START	XXX
57	TOFA, Alden	5/-	XXX	...	...	XXX	XXX	XXX	XXX
95	TONGA, Khyiris	7/7	START	START	START	START	START	START	START
3E	TOOLEY, Max	1/-	...	...	...	...	...	...	XXX
49	TUIFUA, Langi	1/-	...	...	...	...	...	...	XXX
51	TUILOMA, Jeddy	1/-	...	...	...	XXX	...	...	...
91	TUIOTI-MARINER,	7/-	XXX	XXX	XXX	XXX	XXX	XXX	XXX
1D	WARNER, Troy	7/2	XXX	XXX	XXX	START	XXX	START	XXX
3C	WILCOX, Chris	7/7	START	START	START	START	START	START	START
56	WILGAR, Payton	1/-	...	...	...	...	...	...	XXX
1B	WILSON, Zach	3/1	...	...	...	XXX	...	XXX	START