

# BYU FOOTBALL

1984 NATIONAL CHAMPIONS • 35 BOWL GAMES • NO. 6 IN WINS OVER LAST 40 SEASONS

## 2018 SCHEDULE (Local times)

DATE	OPPONENT	TIME/RESULT	TV
9/1	at Arizona	W 28-23	ESPN
BYU dominated the line of scrimmage and Squally Canada ran for three touchdowns en route to a 28-23 victory on the road at Arizona.			
9/8	California	L 21-18	ESPN2
Despite forcing three turnovers, BYU couldn't get the offense going in a 21-18 loss to Cal in the home opener at LaVell Edwards Stadium.			
9/15	at No. 6 Wisconsin	W 24-21	ABC
BYU stunned the No. 6 team in the country with stout play in the trenches, going toe-to-toe with Big Ten powerhouse and winning 24-21.			
9/22	McNeese State	W 30-3	BYUtv
A 24-point second quarter sparked by a blocked field goal carried BYU to its third win of the season over McNeese, the No. 10 school in the FCS.			
9/29	at No. 11 Washington	L 35-7	FOX
The No. 11 Huskies defeated the Cougars 35-7 in Seattle at Husky Stadium. Washington was able to control both sides of the ball in a lopsided victory.			
10/5	Utah State	L 45-20	ESPN2
The Aggies took advantage of BYU's mistakes again to the tune of a 45-20 win at LaVell Edwards Stadium. Utah State scored 21 points of BYU's three turnovers.			
10/13	Hawai'i	W 49-23	ESPN2
BYU's offense and defense came to play as the Cougars dominated Hawai'i on both sides to the tune of a 49-23 victory on homecoming.			
10/27	Northern Illinois	L 7-6	ESPNU
Northern Illinois scored a touchdown to start the second half and it was enough in a defensive struggle. The Cougars kicked two field goals in the loss.			
11/3	at Boise State	L 21-16	ESPN2
Despite outgaining the Broncos, a last-second effort to get into the end zone from the 2-yard line stalled as the clock ran out and BYU fell 21-16 to Boise State.			
11/10	at UMass	12 p.m.	11/NESN/ BYUtv
A senior day setback in 2017, BYU lost 16-10 to UMass last season. BYU travels to Gillette Stadium, home of the New England Patriots to take on the Minutemen this year.			
11/17	New Mexico State	8:15 p.m.	ESPN2
The Cougars host the Aggies for the second time. BYU topped New Mexico State 42-7 in 2011 at LaVell Edwards Stadium and 50-14 in 2012 in Las Cruces.			
11/24	at Utah	TBA	TBA
The Deseret Duel returns to the final regular season game for the first time since 2010. BYU looks to snap Utah's seven game winning streak.			

## GAME NOTES TWITTER



For the most up-to-date notes follow @BYUGameNotes on Twitter throughout gameday. Track milestones, news and notes as they happen, along with other exciting facts, stats and more.



## BYU (4-5) COUGARS

**Head Coach . . . Kalani Sitake (3rd yr)**  
 Alma Mater . . . . . BYU, 2000  
 Career Record . . . . . 17-18  
 Record at BYU . . . . . same  
 Sitake vs. UMass . . . . . 1-1

## GAME INFORMATION

Kickoff . . . . . 12:00 p.m. EST  
 TV . . . . . Eleven Sports/NESN/BYUtv  
 Eric Frede (PxP), Andy Gresh (analyst), Bill Spaulding (sideline)  
 Radio . . . . . BYU Sports Network  
 BYU Radio Sirius XM 143/89.1 FM HD2, KSL 1160 AM/102.7 FM  
 Greg Wrubell (play-by-play), Marc Lyons (analyst), Mitchell Juergens (sideline)  
 Radio start . . . . . 10:00 a.m. EST  
 Pregame show . . . . . BYUtv, 11:00 a.m. EST



## UMASS (4-6) MINUTEMEN

**Head Coach Mark Whipple (11th yr)**  
 Alma Mater . . . . . Brown, 1979  
 Career Record . . . . . 137-101  
 Record at UMass . . . . . 65-68  
 Whipple vs. BYU . . . . . 1-1

## SERIES INFORMATION

Games Played . . . . . 2  
 Series . . . . . 1-1  
 In Massachusetts . . . . . 0-0  
 In Provo . . . . . 1-1  
 Neutral . . . . . 0-0  
 Last meeting . . . . . UMass won 16-10 in Provo Nov. 18, 2017

## GAME STORYLINES

- **THE SERIES.** BYU and UMass are meeting for the third time in the series. The Cougars took the first game in 2016 with a 51-9 victory in Provo but fell last season 16-10 to the Minutemen. This is the first of two games at UMass, with another trip next year. This year's game is Gillette Stadium, home of the New England Patriots while the 2019 game will be at the Minutemen's on-campus stadium in Amherst at Warren McGuirk Alumni Stadium.
- **GILLETTE STADIUM.** BYU is playing its first and only game at an NFL stadium this season when the Cougars take the field at Gillette Stadium. The 65,878 seat venue is home of the New England Patriots and Major League Soccer's New England Revolution. UMass played all of its home games at Gillette Stadium (95 miles from the Amherst campus) during the 2012 and 2013 seasons while the Minutemen upgraded their stadium to meet FBS requirements. Since the 2014 season, UMass has played nine home games at Gillette Stadium. BYU is 6-4 over the past 10 seasons in NFL stadiums.
- **LONGEST TRIP.** The Cougars will rack up the air miles for their longest road trip of the season. The trip to Gillette Stadium is about 2,100 miles from Provo. BYU's previous long trip this season was to Wisconsin, with a one-way distance of about 1,200 miles. The Cougars will have traveled nearly 10,000 miles round trip by season's end. Last year, BYU traveled more than 17,000 miles round trip, thanks to a trip to Hawai'i.
- **NOVEMBER GAMES.** BYU has finished the season strong in the month of November. Since 2009, BYU is 26-8 in November. The Cougars have UMass this week, New Mexico State and Utah remaining this month.
- **YOUNG GUNS.** BYU has played 26 freshmen this season, including 16 true freshmen. There have been 11 freshmen that have started games for the Cougars, including five true freshmen. Against Hawai'i, BYU started seven freshmen, including six on offense. Only Minnesota has started more freshmen on offense in a game (7). Freshmen have accounted for more than half of BYU's total scoring this year (111 of 198 total points – 56.0 percent).

## TEAM COMPARISON

BYU	CATEGORY	UMASS
22.0	Scoring Offense	35.1
22.1	Scoring Defense	41.4
18.4	First Downs	22.9
129.0	Rushing Off.	147.9
138.7	Rushing Def.	265.0
203.4	Passing Off.	310.7
195.4	Passing Def.	207.8
333.2	Total Offense	458.6
334.1	Total Defense	472.8
18.6	Kickoff Return	20.9
7.1	Punt Return	7.2
57.3	Penalties (YPG)	51.3
40.3	Net Punting	34.0
30:41	Time of Poss.	27:03
33.0	3rd Down %	37.7
53.3	4th Down %	48.0
14-96	Sacks-Yards	9-69
21-145	Sacks Allowed	32-198
81.3	Blue Zone %	85.4
84.4	Opp. Blue Zone %	90.0

## GET TO KNOW THE COUGARS

### ZACH WILSON



- **EARLY ENROLLEE** - Wilson enrolled in January of 2018 in order to participate in spring football. He graduated early from Corner Canyon High School in Draper, Utah.
- **HIGH SCHOOL.** Was the 5A MVP his senior season at Corner Canyon and was a first-team all-state selection
- **AARON RODGERS.** Says his favorite quarterback is Aaron Rodgers and loves his ability to make plays with his arm and his feet.

### MATT HADLEY



- **RECORD SETTER** - Hadley was a record-setting running back at Connell High School in Washington. He ran for 124 touchdowns, including 50 in one season. Finished high school career with 6,881 rushing yards, including 2,516 in one year.
- **NEW DAD** - He and his wife, Chloe, welcomed their first child just hours after the Northern Illinois game, a girl, named Scottlynn.

### DAYAN GHANWOLOKU



- **LIBERIA** - A native of Liberia in Africa, Ghanwoloku came to the United States when he was five. He was known as Dayan Lake until the 2017 season when he decided to honor his family in Liberia and now displays his family name, Ghanwoloku, on his jersey.
- **VERSATILE** - Also played running back in high school, averaged more than 164 all-purpose yards per game and 41.5 yards per kick return. He also blocked eight kicks in high school.

**FOOTBALL CONTACTS**

Football Media Relations Director ..... Brett Pyne  
 Office ..... 801-422-4912  
 Cell ..... 801-367-1631  
 Email ..... brett\_pyne@byu.edu  
 Assistant FB Media Relations Director ..... Kenny Cox  
 Office ..... 801-422-5202  
 Cell ..... 801-420-7703  
 Email ..... kenny\_cox@byu.edu  
 FB Media Relations Graduate Assistant ..... Ari Davis  
 Office ..... 801-422-8999  
 Cell ..... 801-243-8265  
 Email ..... footballpr@byu.edu  
 Associate AD/Communications ..... Duff Tittle  
 Office ..... (801) 422-4910  
 Email ..... duff\_tittle@byu.edu  
 Media Relations Main Office ..... 801-422-8948  
 Media Relations Fax ..... 801-422-0633  
 LaVell Edwards Stadium Press Box ..... 801-422-2609  
 Website ..... www.byucougars.com  
 Twitter ..... @BYUcougars, @BYUgamenotes, @BYUCougarsPR  
 Facebook ..... facebook.com/byufootball  
 Address ..... 30 Smith Fieldhouse, Provo, UT 84602

**2018 QUICK FACTS**

Location ..... Provo, Utah 84602  
 Elevation ..... 4,553 feet  
 Enrollment ..... 33,517  
 Founded ..... October 16, 1875  
 Owned ..... The Church of Jesus Christ of Latter-day Saints  
 Nickname ..... Cougars  
 Mascot ..... Cosmo the Cougar  
 Colors ..... Blue and White  
 Stadium ..... LaVell Edwards Stadium  
 Surface ..... Natural Grass  
 BYU President ..... Kevin J Worthen (BYU, 1982)  
 Athletics Director ..... Tom Holmoe (BYU, 1983)  
 Head Coach ..... Kalani Sitake (BYU, 2000)  
 Seasons ..... 3rd year  
 Career Record ..... 17-18  
 Record at BYU ..... Same  
 Defensive Set ..... 4-3  
 Offensive Set ..... Multiple  
 2018 Record ..... 4-5  
 2018 Nat'l Ranking (High) ..... N/A (20 AP poll)  
 2017 Record ..... 4-9  
 2017 National Ranking (High) ..... (RV)  
 Offensive Starters Returning/Lost ..... 7/4  
 Offensive Returners with Starting Exp. .... 16  
 Defensive Starters Returning/Lost ..... 7/4  
 Defensive/Specialist Returners with Starting Exp. .... 16  
 Letterwinners Returning/Lost ..... 58/25  
 Offensive Letterwinners Returning/Lost ..... 25/10  
 Defensive Letterwinners Returning/Lost ..... 29/13  
 Specialists Letterwinners Returning/Lost ..... 4/2  
 National Championships ..... 1 (1984)  
 Bowl Appearances ..... 35  
 Bowl Record ..... 14-20-1  
 Last Bowl Appearance ..... 2016 Poinsettia Bowl  
 ..... (W 24-21 vs. Wyoming)  
 Last Bowl Victory ..... same  
 First Year of Football ..... 1922  
 All-time Record ..... 572-420-26 (.575)  
 All-time Home Record ..... 313-142-6 (.685)  
 All-time Road Record ..... 232-252-19 (.480)  
 All-time Neutral Record ..... 28-26-1 (.518)  
 All-time Independent Record ..... 60-40 (.600)  
 LaVell Edwards Stadium Record ..... 240-77 (.757)



**BRETT PYNE**  
 Football Media  
 Relations Director  
 Office: (801) 422-4912  
 Cell: (801) 367-1631  
 Email: brett\_pyne@byu.edu  
 @brettpyne



**KENNY COX**  
 Assistant Football Media  
 Relations Director  
 Office: (801) 422-5202  
 Cell: (801) 420-7703  
 Email: kenny\_cox@byu.edu  
 @kennycocx



**ARI DAVIS**  
 Football Media Relations  
 Graduate Assistant  
 Office: (801) 243-8999  
 Cell: (801) 243-8265  
 Email: footballpr@byu.edu  
 @adavis22\_



**DUFF TITTLE**  
 Associate Athletic Director  
 Communications  
 Office: (801) 422-4910  
 Cell: (801) 372-4401  
 Email: duff\_tittle@byu.edu  
 @dufftittle

**BYU MEDIA AVAILABILITY (subject to change)**

<p><b>MON 11/5</b>                  12:00 p.m. MDT                  Press briefing -                  Kalani Sitake and se-                  lect players available.                  Meet in football lobby                  (2nd floor Student                  Athlete Building).                   11-12 p.m. MT                  Coordinators' Corner                  Radio Show (BYU                  coordinators) BYUtv,                  BYU Radio Sirius XM                  143, ESPN 960 AM)</p>	<p><b>TUES 11/6</b>                  5:50 p.m. MDT                  Post-practice                  availability                  Coaches/Players                  Legacy Hall/SAB                   6-7 p.m. MDT                  BYU Football with Kalani                  Sitake                  BYUtv, BYU Radio Sirius                  XM 143, BYUradio.org                  9-10 p.m. KSL Newsra-                  dio 102.7 FM/1160 AM</p>	<p><b>WED 11/7</b>                  No media                  availability</p>	<p><b>THU 11/8</b>                  No media                  availability</p>	<p><b>FRI 11/9</b>                  No media                  availability</p>	<p><b>SAT 11/10</b>                  12:00 p.m. EST                  BYUtv/Eleven Sports/NECN                  BYU at UMass                  Head coach Kalani                  Sitake and select players                  available postgame.</p>
-----------------------------------------------------------------------------------------------------------------------------------------------------------------------------------------------------------------------------------------------------------------------------------------------------------------------------------------------------------------------------------------------------------------------------------------------------------------------------------------------------------------------------------------------------------------------	--------------------------------------------------------------------------------------------------------------------------------------------------------------------------------------------------------------------------------------------------------------------------------------------------------------------------------------------------------------------------------------------------------------------------------------------------------------------------------------------------------	----------------------------------------------------------------------------------------	----------------------------------------------------------------------------------------	----------------------------------------------------------------------------------------	----------------------------------------------------------------------------------------------------------------------------------------------------------------------------------------------------------------------------------------------------------------------------

**WEEKLY GAME NOTES**

Thank you for your coverage of BYU football for the 2018 season. These game notes have been designed to provide local, regional and national media with useful information about the BYU football program, specific to this week's game. Additional information on BYU's history and tradition, along with much more in-depth team information can be found in your copy of the 2018 BYU Football Almanac or at BYUCougars.com. Should you need additional information such as photographs, video or additional almanacs, please contact the BYU Athletic Communications office at (801) 422-8948.

**SOCIAL MEDIA**

BYU Athletics Twitter : @BYUCougars  
 BYU Football Twitter: @BYUFootball  
 BYU Game Notes Twitter: @BYUgamenotes (Follow this account for the most up-to-date notes and milestones during games)  
 BYU Athletic Communications: @BYUCougars PR (Follow this account for news and press releases)  
 Instagram: BYUCougars, BYUfootball  
 Facebook: BYU Football  
 Head coach Kalani Sitake: @kalanisitake  
 Use the hashtags: #BYUFootball #GoCougars

**BYUCOUGARS.COM**

Please visit byucougars.com for press releases, updated player and coach bios, statistics, game notes, press conference transcripts and schedules. In addition, the site features numerous video highlights, interviews and features posted daily. The 2018 BYU Football Almanac is also available online in PDF at <https://byucougars.com/dl/sites/default/files/Football%20Menu%20Files/2018-Football-Almanac-Online.pdf>

**LIVE RADIO AND STREAMING**

Listen to Greg Wrubell, Marc Lyons and Mitchell Juergens on the radio broadcast live on the BYU Sports Network on BYU Radio Sirius XM 143/89.1 FM HD2, KSL Newsradio 1160 AM/102.7 FM, BYUCougars.com/LiveRadio, BYUradio.org and on the BYU Cougars app, BYU Radio app and KSL app.

**BYUtv PREGAME AND POSTGAME SHOWS**

Watch the football pregame and postgame shows before every kickoff and after the game on BYUtv and byutv.org. Also tune into BYUtv and byutv.org for complete replays of every home game.

**PRACTICES AND MEDIA AVAILABILITY**

Members of the media will be invited to conduct interviews at the conclusion of select practices. Please give at least 24 hours notice with special requests. (PLEASE NOTE THE CALENDAR ABOVE FOR MEDIA AVAILABILITY FOR THE WEEK.)

**ATHLETIC STAFF INTERVIEWS**

Interview requests for director of athletics Tom Holmoe or any other member of the athletic administration should be directed to associate director of athletics Duff Tittle. Duff can be contacted at duff\_tittle@byu.edu or at (801) 422-4910.

**POSTGAME MEDIA AVAILABILITY**

After home games, postgame press conference will be conducted in the LaVell Edwards Stadium press room, located on the southeast end of the stadium next to the BYU locker room. At the discretion of the visiting team, opponent interviews will be conducted in the Blue Zone, near the opponent's locker room located on northwest end of the stadium. Coach Sitake and select players will be available following the NCAA mandatory cooling off period. Members of the media are invited to move from the press box down to the field and to the press room four minutes prior to the ending of the game. A direct video feed will also be sent to the press box from the BYU postgame press conference. A basic transcript of Sitake's comments from the postgame press conference will be provided with additional player quotes upon availability. For road games, BYU will conduct interviews outside the locker room or in a location designated by the host school.

**POLICY REMINDERS**

Other than during the recognized interview time after practice sessions, press conferences and other organized media availability, interviews and information inquiries must be initiated and arranged through the Athletic Communications office prior to being conducted. Media members should not contact directly BYU players, coaches, support staff or other athletic department personnel for any reason. Some players may not be available at every practice depending on circumstances such as classes, exams or other obligations.

We support and maintain the philosophy that reports submitted via blog, Twitter or any other form of social media or mass communication should maintain the same standards of professional conduct, judgment and ethics as would any reports broadcast or published by your organization under the scrutiny of standard professional editorial guidelines and principles. We request your cooperation in our efforts to maintain a professional environment.



## MASSACHUSETTS RALLIES FOR 62-59 TRIPLE OVERTIME WIN AGAINST LIBERTY

AMHERST, MASS. – Senior wide receiver Andy Isabella set the program record for receiving yards in a game with 303 and two touchdowns as the University of Massachusetts football won its annual Homecoming Game in overtime fashion with a 62-59 victory over Liberty in triple OT.

Junior kicker Cooper Garcia won the game with a 22 yard field goal in the third overtime after redshirt senior linebacker Jarell Addo picked off Liberty's Stephen Calvert in the endzone on a 2nd-and-15 play from the UMass 19.

The ground game collected 237 total yards, including a second consecutive 148-yard effort from Marquis Young, who totaled 23 carries and scored twice. Comis also scored twice on the ground.

Addo racked up a game-high-tying 12 tackles, including 1.5 TFLs, and forced a fumble alongside his pickoff. Graduate student linebacker Bryton Barr also notched 12 tackles and broke up a pass.

Trailing by 14 points following three consecutive Liberty scores, Massachusetts found the endzone twice in the final seven minutes to force overtime.

Comis rumbled in from six yards away at the end of a 12-play drive that brought Massachusetts within 45-38 of Liberty at the six-minute, 42-second mark. It marked his second rushing score of the day and made him only the second quarterback in the last 20 UMass seasons to pass for at least two touchdowns and run for two more in the same game (Michael Curtis, two passing & two rushing, vs. Charlotte, 2018).

After the defense forced a Liberty punt on the Flames' ensuing drive, UMass marched down the field for the tying score as Young shifted his way nine yards to the goal-line and leapt over a defender for the 45-45 tie score with 25 seconds remaining in the fourth.

Liberty had the ball first in overtime and used a Frank Boyd touchdown for a 52-45 lead.

Massachusetts answered with back-to-back touchdown passes to Samuel Emilius, who scored from seven and 23 yards away, respectively. After Emilius' second touchdown pushed UMass in front, 59-52, Liberty evened it up with a Frankie Hickson two-yard dive-in play.

Liberty took control of the ball first in triple overtime when Addo snatched a floating ball out of the air and landed in the endzone where he was mobbed by his defensive teammates. Massachusetts kept it on the ground and moved the ball to the Liberty six yard line for Garcia's game-winner.

### UMASS 2018 SCHEDULE

Date	Day	Opponent	Time/Result
8/25	Sat.	Duquesne	W, 63-15
9/1	Sat.	@Boston College	L, 55-21
9/8	Sat.	@Georgia Southern	L, 34-13
9/15	Sat.	@FIU	L, 63-24
9/22	Sat.	Charlotte	W, 49-31
9/29	Sat.	@Ohio	L, 58-42
10/6	Sat.	USF	L, 58-42
10/20	Sat.	Coastal Carolina	L, 24-13
10/27	Sat.	@UConn	W, 22-17
11/3	Sat.	Liberty	W, 62-59
11/10	Sat.	BYU	12:00 p.m.
11/17	Sat.	@Georgia	TBD

All times local

### UMASS COACHING STAFF

Head Coach/Offensive Coord	Mark Whipple, Brown, '79 (11th season)
Defensive Coord/Secondary	Ed Pinkham, Allegheny College, '75
Special Teams Coordinator	Charles Walker, UMass, '08
Pass Game Coord/Quarterbacks	Spencer Whipple, Miami, '12
Cornerbacks	Steve Costello, UMass, '14
Running Backs	Darius G. Smith, Frostburg St., '95
Linebackers	Sean Duggan, Boston College, '14
Offensive Line	Mike Foley, Colgate, '78
Wide Receivers	Leonard Hankerson, Miami, '10
Defensive Line	Dave Wissman, New Hampshire, '85
Tight Ends	Scott Woodward, UMass, '09

### TALE OF THE TAPE

UMASS	PROJECTED STARTERS		BYU
265	DL WT	OL WT	302
6-2	DL HT	OL HT	6-6
319	OL WT	DL WT	285
6-4	OL HT	DL HT	6-5

### BYU VS. UMASS SERIES

#### BYU vs. UMass (Overall)

at BYU	1-1
at Boise State	0-0
Neutral	0-0

#### BYU vs. UMass (By Decade)

2010s	1-1
2000s	0-0
1990s	0-0
1980s	0-0
1970s	0-0
1960s	0-0
1950s	0-0
1940s	0-0
1930s	0-0

**Total** . . . . . 1-1

### BYU VS. CURRENT INDEPENDENT OPPONENTS

Army	0-0
Liberty	0-0
UMass	1-1
New Mexico State	2-0
Notre Dame	2-6
<b>Total</b>	<b>5-7</b>

### UMASS QUICK FACTS

Location	Amherst, Mass
Founded	1863
Enrollment	29,269
Chancellor	Dr. Kumble Subbaswamy
Athletics Director	Ryan Bamford
Colors	Maroon, White, Cool Grey, Black
Nickname	Minutemen
Conference (Division)	FBS Independent
Stadium (Capacity)	McGuirk Stadium (17,000)
2017 Overall Record	4-8

### UMASS STATISTICAL RANKINGS

(as of 11.4.18)

Total Offense	457.6 (26)
Total Defense	472.8 (119)
Passing Offense	310.7 (14)
Pass Defense	207.8 (43)
Passing Efficiency	156.50 (19)
Pass Efficiency Defense	153.15 (114)
Rushing Offense	154.4 (82)
Rushing Defense	146.9 (91)
Scoring Offense	35.1 (35)
Scoring Defense	41.4 (125)
First Downs	229 (9)
Third Down Conversions	0.377 (84)
Net Punting	34.00 (117)
Kickoff Returns	20.87 (63)
Turnover Margin	-0.50 (100)

### UMASS PLAYERS TO WATCH

#### #2 | ROSS COMIS | QB | 6-0 | 195 | RS SR | WEIRTON, WV | MADONNA HS

GP	EFFIC	COMP	ATT	YDS	Y/G	PCT	LNG	INT	TD	R ATT	YDS	Y/A	LNG	TD
9	172.30	76	130	1,338	148.7	58.5	89	2	12	67	229	3.4	27	5

#### #5 | ANDY ISABELLA | WR | 5-10 | 190 | SR | MAYFIELD, OH | MAYFIELD HS

GP	REC	YDS	Y/C	LNG	TD
10	77	1,394	18.1	89	11

#### #8 | MARQUIS YOUNG | RB | 6-1 | 210 | SR | FAIRPORT, NY | FAIRPORT HS/ MILFORD ACADEMY

GP	RUSH	YDS	Y/A	LNG	TD	REC	YDS	Y/A	LNG	TD
9	128	695	5.4	43	7	16	144	9.0	44	0

#### #44 | BRYTON BARR | LB | 6-0 | 225 | GS | CAMP HILL, PA | MECHANICSBURG AREA HS

GP	SOLO	AST	TOT	TFL	YDS	SACKS	YDS	INT	FR
10	45	75	123	9.0	44	4	26	1	2

**INDEPENDENCE: YEAR EIGHT**

The 12-game independent schedule for 2018 features eight teams that played in a bowl game in 2017. Four games are against Pac-12 opponents. BYU also takes on likely top-10 opponent Wisconsin on the road and features games against Mountain West foes Utah State, Boise State and Hawai'i. Independents UMass and New Mexico State also appear on the schedule along with Mid-American favorite Northern Illinois and FCS power McNeese State.

The Cougars will host six home games including Cal, McNeese State, Utah State, Hawai'i, Northern Illinois and New Mexico State. BYU is on the road against Arizona, Wisconsin, Washington, Boise State, UMass (Gillette Stadium) and Utah in Salt Lake City.



**BOWLING OPPONENTS**

Of BYU's 12 opponents in 2018, eight played in a bowl game last year: Utah State, Northern Illinois, New Mexico State, Arizona, Wisconsin, Washington, Boise State and Utah.

**BYU VS. POWER 5 TEAMS**

BYU has the most wins (25) over Power 5 teams by a non-Power 5 opponent school since 2003. BYU had a streak of 11 consecutive seasons with at least one win over a Power 5 team snapped last season. Navy is No. 2 at 24.

**TEAM CAPTAINS**

BYU will have eight captains for the 2018 season, with four on offense and four on defense. The captains will rotate for the coin toss.

OFFENSE	DEFENSE
Brayden El-Bakri	Zayne Anderson
Austin Hoyt	Corbin Kaufusi
Tanner Mangum	Butch Pau'u
Micah Simon	Sione Takitaki

**FLAG BEARERS**

BYU has a tradition of carrying team flags out of the tunnel, along with an American Flag and alumni flags. Each week different players and alumni have the honor of being a flag bearer.

**LAVELL EDWARDS STADIUM**

LaVell Edwards Stadium with its 63,470-seat capacity is home to BYU football. Originally Cougar Stadium, it was built in 1964 and seated 30,000. It was expanded in 1982 to seat 65,000 permanent seats before official capacity became 63,470 after various refurbishments. For the 2012 season the stadium featured new video walls and LED ribbons on the north and south end zone stands. BYU's winning percentage at LaVell Edwards Stadium is ranked No. 14 among teams playing in their current stadium.

*Stadium record: 240-77 (.757)*

*Since 2005: 65-19 (.773)*

*2018: 2-3*

**MISSIONS**

Brigham Young University is owned and operated by The Church of Jesus Christ of Latter-day Saints. The missionary emphasis of the Church is perhaps one of its most recognized characteristics.

Since the organization of the Church in 1830, over one million missionaries have served. The Church operates more than 400 missions around the world in over 150 nations speaking more than 160 languages. More than 67,000 missionaries representing the Church are serving proselytizing missions around the world. Most of the Church's proselytizing missionaries are young men between the ages of 18 and 26. A substantial number of young women and older couples also serve proselytizing missions. Missionaries work long hours — seven days a week for two years (or 18 months for women and couples) — teaching the Gospel of Jesus Christ and participating in community service.

About 65 percent of the current team has served a mission. Members of the team have served in 28 different countries and six of the seven continents around the globe. More than 30 members of the team (previous signees or on roster) are currently serving in the mission field.

**HONOR CODE**

BYU's Honor Code helps maintain this learning environment. Initiated by students in 1949, the Honor Code emphasizes being honest, living a chaste and virtuous life, abstaining from alcohol and tobacco, using clean language, and following other values in line with the doctrines of The Church of Jesus Christ of Latter-day Saints.

**2018 NATIONAL RANKINGS:**

**Associated Press Top 25**

#	Team (1st place)	Record	Votes
1	Alabama(60)	9-0	1500
2	Clemson	9-0	1435
3	Notre Dame	9-0	1381
4	Michigan	8-1	1304
5	Georgia	8-1	1263
6	Oklahoma	8-1	1181
7	West Virginia	7-1	1065
8	Ohio State	8-1	1025
9	LSU	7-2	1020
10	Washington State	8-1	1010
11	UCF	8-0	1001
12	Kentucky	7-2	780
13	Syracuse	7-2	624
<b>14</b>	<b>Utah State</b>	<b>8-1</b>	<b>586</b>
15	Texas	6-3	559
16	Fresno State	8-1	506
17	Boston College	7-2	490
18	Mississippi State	6-3	486
19	Florida	6-3	400
<b>20</b>	<b>Washington</b>	<b>7-3</b>	<b>342</b>
21	Penn State	6-3	278
22	NC State	6-2	264
23	Iowa State	5-3	230
24	Michigan State	6-3	215
25	Cincinnati	8-1	141

**Others receiving votes:** Others receiving votes: **Utah 110**, Auburn 93, **Wisconsin 37**, Army 32, UAB 31, Northwestern 28, Iowa 17, **Boise State 15**, Purdue 14, Buffalo 11, Oregon 9, San Diego State 5, Duke 4, Texas A&M 3, Houston 3, Texas Tech 2

**USA Today Coaches Poll**

#	Team (1st place)	Record	Votes
1	Alabama(63)	9-0	1599
2	Clemson(1)	9-0	1537
3	Notre Dame	9-0	1464
4	Michigan	8-1	1390
5	Georgia	8-1	1347
6	Oklahoma	8-1	1272
7	Ohio State	8-1	1109
8	West Virginia	7-1	1108
9	Washington State	8-1	1076
10	LSU	7-2	1063
11	UCF	8-0	1054
12	Kentucky	7-2	761
13	Syracuse	7-2	625
14	Boston College	7-2	580
15	Mississippi State	6-3	567
<b>16</b>	<b>Utah State</b>	<b>8-1</b>	<b>565</b>
17	Fresno State	8-1	490
<b>18</b>	<b>Washington</b>	<b>7-3</b>	<b>463</b>
19	Texas	6-3	433
20	Penn State	6-3	375
21	Florida	6-3	340
22	NC State	6-2	327
23	Cincinnati	8-1	207
<b>24</b>	<b>Utah</b>	<b>6-3</b>	<b>184</b>
25	Iowa State	5-3	151

**Others receiving votes:** Michigan State 144, Auburn 106, Iowa 87, UAB 64, **Wisconsin 64**, Oregon 51, Houston 41, Army 34, Buffalo 22, Texas A&M 16, San Diego State 15, Purdue 13, **Boise State 12**, Duke 11, Pittsburgh 10, South Florida 10, South Carolina 7, Missouri 2, Appalachian State 2, North Texas 1, Northwestern 1

**Bold** = 2018 opponent

**INDEPENDENTS SNAPSHOT**

BYU is one of six FBS Independent teams. Here is a look at how the Cougars and the other independents did last week.

Team	W-L	Last game	Next Game
Notre Dame	9-0	W, 31-21 at Northwestern	Florida State
Army	7-2	W, 17-14 vs Air Force	Lafayette
Liberty	4-4	L, 62-59 at UMass	Virginia
BYU	4-5	L, 21-16 at Boise State	at UMass
UMass	4-6	W, 62-59 vs Liberty	BYU
New Mexico St	3-7	W, 52-42 vs Alcorn State	Bye



**POLYNESIAN PIPELINE**

The Polynesian Islands have become a hotbed for recruiting in recent years, but BYU has been one of the pioneers in bringing these players from Tonga, Samoa, the Hawaiian Islands and all of Polynesia to the forefront of college football since the early 1950s. About 40 members of the current roster are of Polynesian descent.

Some of BYU's most celebrated and decorated players have come from the Pacific islands, including All-Americans, national record holders, players who have gone on to compete in the NFL and now, several members of BYU's current coaching and support staff.

Kalani Sitake was named BYU's 14th head coach on Dec. 19, 2015, becoming the first Tongan head football coach in the NCAA. His staff includes Polynesians Ilaisa Tuiaki, Fesi Sitake, Nu'u Tafisi, Jack Damuni, Jasen Ah You, Alema Fitsemanu, Vince Feula, Matt Ah You and Harvey Unga.

**FORMER PLAYERS ON STAFF**

There are 18 former BYU football players on the football and athletic administration staff. Members of the staff were part of Cougar teams that won the 1980 "Miracle Bowl," the 1984 National Championship, Heisman Trophy, 1996 Cotton Bowl along with many other accolades.

Tom Holmoe	DB	1978-82	Athletic Director
Kalani Sitake	RB/FB	1994, 97-00	Head Football Coach
Chad Lewis	TE	1993-96	Associate AD/Development
Lee Johnson	P	1980-84	Assistant Development Director
Robbie Bosco	QB	1981-85	Varsity Club/Development
Fui Vakapuna	RB	2002-03, 06-08	Assistant to the AD
Ed Lamb	LB/DE	1994-96	Asst. Head Coach/Linebackers/Sp. Tms
Aaron Roderick	WR	1996-98	Pass Game Coordinator/Quarterbacks
Jernaro Gilford	DB	1999-03	Cornerbacks
Preston Hadley	DB	2011-12	Safeties
Alema Fitsemanu	LB	1984-85, 89-90	Player Personnel Coordinator
Jack Damuni	DB	1993-94	Community Relations Coordinator
JD Falslev	WR	2009-13	Football Analyst
Matt Ah You	LB	2003-05, 08	Football Analyst
Vince Feula	DL	2004-05	Graduate Assistant/Defense
Manase Tonga	RB	2005-09	Graduate Assistant/Defense
Harvey Unga	RB	2006-09	Graduate Assistant/Offense
Dallas Reynolds	OL	2005-08	Graduate Assistant/Offense

**AVERAGE AGE, MARRIED PLAYERS, ETC.**

The average age of BYU's 2018 roster is 21.5 years of age. The Cougars also have 25 married players. Six of the married players have a child.

**FATHERS AND SONS**

BYU has a family legacy unique to many other institutions. This year's squad features nine players with fathers who also played football at BYU.

Dylan Collie, WR	Scott Collie, WR (1978-82)
James Empey, OL	Mike Empey, OL (1987, 91-93)
Gavin Fowler, DB	Blaine Fowler, QB (1981-85)
Kyle Griffiths, RB	Bobby Griffiths, DB (1987, 92-93)
Hayden Griffiths, QB	Bobby Griffiths, DB (1987, 92-93)
Jaren Hall, QB	Kalin Hall, RB (1992-93)
Corbin Kaufusi, DL	Steve Kaufusi, DL (1985-87)
Devin Kaufusi, DL	Steve Kaufusi, DL (1985-87)
Ului Lapuaho, OL	Robert Lapuaho, DL (1985-89)
Payton Wilgar, LB	Dana Wilgar, DB (1973-76)

**BROTHERS IN ARMS**

BYU has seven sets of brothers on the current roster, more than any other school.

El-Bakri	Brayden (Sr. RB) and Bracken (So. DL)
Griffitts	Kyle (So. RB) and Hayden (So. QB)
Kaufusi	Corbin (Sr., DL) and Devin (Fr., DL)
Kaufusi	Isaiah (So. LB) and Jackson (Fr. LB)
Pau'u	Butch (Sr. LB) and Neil (So. WR)
Pulsipher	Adam (Sr. LB) and Addison (Jr. TE)
Romney	Baylor (Fr., QB) and Gunner (Fr., WR)

**2018 OPPONENTS**

ARIZONA	5-5
Last week	W 42-34 vs. Colorado
This week	Bye
Next week	at Washington State
CALIFORNIA	5-4
Last week	L 19-13 at Washington State
This week	at USC
Next week	Stanford
WISCONSIN	6-3
Last week	W 31-17
This week	Penn State
Next week	Purdue
MONEESE STATE	6-3
Last week	L 23-6 vs. SE Louisiana
This week	Northwestern State
Next week	at Lamar
WASHINGTON	7-3
Last week	27-23 vs. Stanford
This week	Bye
Next Week	Oregon State
UTAH STATE	8-1
Last week	W 56-17 at Hawai'i
This week	San Jose State
Next week	at Colorado State
HAWAII	6-5
Last week	L 56-17 vs. Utah State
This week	Bye
Next week	UNLV
NORTHERN ILLINOIS	6-3
Last week	W 36-26 vs. Akron
This week	at Toledo
Next week	at Miami (OH)
BOISE STATE	7-2
Last week	W 21-16 vs. BYU
This week	Fresno State
Next week	at New Mexico
UMASS	4-6
Last week	W 62-59/30T vs. Liberty
This week	BYU
Next week	at Georgia
NEW MEXICO ST.	3-7
Last week	W 52-42 vs. Alcorn State
This week	Bye
Next week	at BYU
UTAH	6-3
Last week	L 38-20 at Arizona State
This week	Oregon
Next week	at Colorado
<b>Combined record: 69-45 (.605)</b>	

**BYU COMES UP SHORT AT BOISE STATE 21-16**

BOISE, Idaho – BYU football came up short on final play from two yards out, falling to Boise State 21-16 Saturday night at Albertsons Stadium.

BYU got the ball back with just over two minutes to play from its own 17-yard line. On the first play from scrimmage Zach Wilson dumped a screen pass over the middle to Matt Hadley who took it 59 yards to put the Cougars in business at the Boise State 24-yard line.

Two plays later, BYU was at the five yards from the end zone with 58 seconds remaining. The Cougars had four tries but came up short, with Wilson getting sacked to end the game.

For the second week in a row, BYU outgained the opponent in total yards but not in the points column. The Cougars posted 388 total yards to Boise State's 327. The Broncos forced three turnovers while BYU nabbed two takeaways.

Hadley had 39 yards rushing to go along with his 59-yard catch and run. Talon Shumway led the team with 62 receiving yards with a long of 42 yards. Wilson scored the only touchdown of the night for the Cougars while going 18 of 27 for 252 yards. He also picked up 36 rushing yards. Skyler Southam kicked three field goals, connecting from 43, 41 and 26 yards in the game.

Sione Takitaki led BYU with 11 total tackles including four solo stops. Corbin Kaufusi and Trajan Pili both tallied sacks while Michael Shelton recorded his first interception of the season.

Boise State scored the first points of the game on their first drive. The BYU defense held the Bronco's offense to the one-yard line for two plays with tackles from Merrill Taliuili and Sione Takitaki. However, a rush from Alex Mattison on fourth down put the Bronco's on the board 7-0 with 9:27 left in the first quarter. On BSU's next drive, AJ Richardson caught a seven-yard pass from quarterback Brett Rypien to put the Broncos up 14-0 to close out of the first quarter.

At the beginning of the second quarter, BYU put its first points on the board as Skyler Southam kicked a 26-yard field goal, making the score 14-3 with 9:08 left on the clock.

On the next Boise State series, Rypien threw an interception to Michael Shelton who returned the ball 31 yards putting Cougars in great field position. A nine-yard reception from Dylan Collie put BYU on the five-yard line but back-to-back sacks pushed the Cougars back 20 yards. Southam connected on a 43-yard field goal to make the score 14-6 going into halftime.

Only two minutes into the third quarter, Rhett Sandlin fell on a fumble giving the momentum back to the BYU offense. A 42-yard reception by Shumway put BYU on the Boise State 10-yard line setting the Cougars up to get into the end zone. Two plays later, Wilson ran it in from four yards out to bring the score within one point at 14-13 at the 11:46 time mark.

Boise State answered back with an eight-minute drive that ended with a touchdown. Mattison rushed for three yards on the score, tallying his second touchdown of the game putting the score at 21-13 with just under two minutes left in the third quarter.

A penalty and another sack forced the Cougars to kick another field goal as Southam connected on a 41-yarder putting the Cougars down by five with 6:32 left in the game.

BYU had one more drive to get into the end zone for the win. Hadley started out the drive with a 59-yard catch from Wilson to bring the Cougars to the Broncos' 24-yard line. With seven seconds left on the clock, Wilson attempted to run for the end zone but was ultimately sacked on the 3-yard as the clock ran out and BYU fell 21-16.

NUMERICAL ROSTER

No.	Name	Pos.	No.	Name	Pos.	Ht.	Wt.	Yr.	Hometown/Last School
1	Davis, Akile	WR	45	Allgeier, Tyler	RB	5-11	200	Fr.	Fontana, CA / Kaiser HS
1	Warner, Troy	DB	26	Almond, Rhett	P/K	6-4	200	R-Sr.	Valencia, CA / Hart HS
2	Hadley, Matthew	RB/LB	23	Anderson, Zayne	LB	6-2	215	Sr.	Stansbury Park, UT / Stansbury HS
3	Armstrong, Isaiah	DB	3	Armstrong, Isaiah	DB	6-2	195	Jr.	Redlands, CA / Riverside City College
3	Collie, Dylan	WR	65	Atagi, Ethan	OL	6-5	320	Fr.	Ogden, UT / Bonneville HS
4	Davis, Brach	DB	56	Barrington, Clark	OL	6-6	275	Fr.	Spokane, WA / University HS
4	Katoa, Lopini	RB	82	Bastian, Brock	LS	6-2	200	R-Fr.	Central Valley, UT / South Sevier HS
5	Ghanwoloku, Dayan	DB	48	Biagi, Michael	LB	6-3	205	Fr.	Provo, UT / Provo HS
7	Greene, Trevion	DB	98	Bruno, Michael	DL	6-5	240	Fr.	Grand Anse, Grenada / Wesley College Secondary
7	Hoge, Beau	RB/QB	24	Buhler, Joshua	DB	6-1	205	Jr.	Springville, UT / Snow College
10	Critchlow, Joe	QB	34	Burt, Riley	RB	6-1	210	R-Jr.	Mantua, UT / Box Elder HS
10	Herron, Isaiah	DB	89	Bushman, Matt	TE	6-5	245	So.	Tucson, AZ / Sabino HS
11	Lee, Austin	DB	22	Canada, Squally	RB	5-11	210	R-Sr.	Milpitas, CA / Washington State
11	Wilson, Zach	DB	97	Chambers, Austin	DL	6-5	310	R-So.	Shawnee Mission, KS / Shawnee Mission West HS
12	Mangum, Tanner	QB	67	Christensen, Brady	OL	6-5	295	R-Fr.	Bountiful, UT / Bountiful HS
12	Moore, Malik	DB	3	Collie, Dylan	WR	5-10	180	R-Sr.	El Dorado Hills, CA / Hawai'i
13	Romney, Baylor	QB	17	Conner, Stacy	QB	6-5	190	Fr.	Wylie, TX / Wylie HS
13	Simon, Micah	WR	85	Cosper, Brayden	WR	6-3	205	Fr.	South Jordan, UT / Bingham HS
15	Griffits, Hayden	QB	37	Criddle, Matthew	DB	6-1	195	R-Fr.	Highland, UT / Snow College
15	Hifo, Aleva	WR	10	Critchlow, Joe	QB	6-4	215	So.	Franklin, TN / Franklin HS
16	Hall, Jaren	QB	1	Davis, Akile	WR	6-2	205	R-Jr.	DeSoto, TX / DeSoto HS
16	Takitaki, Sione	LB	4	Davis, Brach	DB	6-1	170	Fr.	Salt Lake City, UT / Olympus HS
17	Conner, Stacy	QB	99	Dawe, Zac	DB	6-4	280	R-So.	Pleasant Grove, UT / Pleasant Grove HS
17	Laulu-Pututau, Moroni	TE	93	El-Bakri, Bracken	DL	6-3	285	R-So.	Salt Lake City, UT / Brighton HS
18	Shelton, Michael	DB	35	El-Bakri, Brayden	RB	6-0	245	R-Sr.	Salt Lake City, UT / Brighton HS
19	Jones, Danny	P	30	Ellis, Keenan	DB	6-0	175	R-Fr.	Chula Vista, CA / Bonita Vista HS
20	McChesney, Austin	DB	66	Empey, James	OL	6-4	297	R-Fr.	American Fork, UT / American Fork HS
20	Southam, Skyler	K	55	Fauatea, Lorenzo	DL	6-4	300	R-Fr.	West Valley, Utah / Hunter HS
21	Lee, Sam	LB	23	Finau, Sione	RB	5-11	180	Fr.	Kearns, UT / Kearns HS
21	Shumway, Talon	WR	31	Folau, Christian	LB	6-1	237	R-Fr.	Salt Lake City, UT / East HS
22	Canada, Squally	DB	64	Foley, Matt	LS	6-1	215	Sr.	Temecula, CA / Temecula Valley HS
23	Anderson, Zayne	LB	27	Fowler, Gavin	DB	6-0	191	R-Sr.	Kaysville, UT / Davis HS
23	Finau, Sione	RB	68	Gentry, JT	OL	6-5	280	Fr.	Littleton, CO / Columbine HS
24	Buhler, Joshua	DB	5	Ghanwoloku, Dayan	DB	5-11	200	R-Jr.	Layton, UT / Northridge HS
24	Kafentzis, Austin	DB	7	Greene, Trevion	DB	6-3	195	Jr.	East Palo Alto, CA / Chabot College
24	Vickers, Jaylon	DB	42	Griffits, Kyle	RB	6-3	235	R-So.	Windermere, FL / West Orange HS
25	Jacobson, Tanner	DB/RB	15	Griffits, Hayden	QB	6-2	205	R-So.	Windermere, FL / West Orange HS
26	Almond, Rhett	P/K	2	Hadley, Matthew	LB	6-0	215	R-Sr.	Connell, WA / Connell HS
26	Harris, Koy	WR	1	Hall, Jaren	QB	6-1	210	Fr.	Spanish Fork, UT / Maple Mountain HS
27	Fowler, Gavin	DB	26	Harris, Koy	WR	6-1	175	Fr.	Henderson, NV / Coronado HS
28	Powell, Sawyer	DB	98	Harris, Mitch	LS	6-4	216	R-Jr.	Gilbert, AZ / Perry HS
29	Mikkelsen, Andrew	K	80	Heaps, Nate	TE	6-4	245	R-Fr.	American Fork, UT / American Fork HS
30	Ellis, Keenan	DB	77	Herring, Chandon	OL	6-7	302	R-So.	Gilbert, AZ / Perry HS
31	Folau, Christian	LB	10	Herron, Isaiah	DB	6-1	175	Fr.	Las Vegas, NV / Arbor View HS
31	Tooley, Max	WR	15	Hifo, Aleva	WR	5-10	187	Jr.	Menifee, CA / Heritage HS
32	Wilcox, Chris	DB	7	Hoge, Beau	RB	6-1	220	R-Jr.	Fort Thomas, KY / Highlands HS
32	Holker, Dallin	TE	69	Hoge, Tristan	OL	6-5	305	R-So.	Pocatello, ID / Notre Dame
33	Burt, Riley	RB	32	Holker, Dallin	TE	6-5	230	Fr.	Lehi, UT / Lehi HS
34	El-Bakri, Brayden	RB	71	Hoyt, Austin	OL	6-8	315	R-Sr.	lone, CA / Argonaut HS
34	Mandell, D'Angelo	DB	25	Jacobson, Tanner	RB	5-10	185	Sr.	Southlake, TX / Texas Tech
36	Pyper, Morgan	LB	39	Jensen, Drew	LB	6-2	205	Fr.	Salt Lake City, UT / Brighton HS
37	Criddle, Matthew	DB	70	Jimenez, Jacob	OL	6-5	305	R-Jr.	Pflugerville, TX / Pflugerville HS
37	Whetzel, Austin	WR	19	Jones, Danny	P	6-4	240	R-So.	Essendon, Australia / La Trobe University
38	Pau' u, Butch	LB	24	Kafentzis, Austin	DB	6-1	195	R-Sr.	Sandy, UT / Arizona Western College
39	Jensen, Drew	LB	94	Kaluhiokalani, Kamalani	DL	6-0	290	Sr.	Kane'ohe, HI / Kamehameha HS
39	Kapisi, Jared	DB/K	39	Kapisi, Jared	DB/K	6-0	190	R-So.	Pukalani, HI / Maui HS
41	Pulsipher, Adam	LB	4	Katoa, Lopini	RB	6-1	210	R-Fr.	American Fork, UT / American Fork HS
42	Griffits, Kyle	RB	90	Kaufusi, Corbin	DL	6-9	275	R-Sr.	Provo, UT / Timpview HS
42	apusoa, Johnny	WR	92	Kaufusi, Devin	DL	6-7	255	Fr.	Provo, UT / Timpview HS
43	Lolohea, AJ	DB	53	Kaufusi, Isaiiah	LB	6-2	210	R-So.	Cottonwood Heights, UT / Brighton HS
43	Price, Mitchell	DB	47	Kaufusi, Jackson	LB	6-2	220	Fr.	Cottonwood Heights, UT / Brighton HS
44	Powell, Riggs	RB	76	LaChance, Harris	OL	6-8	303	Fr.	Herriman, UT / Herriman HS
45	Allgeier, Tyler	RB	60	Langi, Motekiai	DL	6-7	385	R-Fr.	Matangiaka, Tonga / Tonga HS
46	Sandlin, Rhett	LB	73	Lapuaho, Ului	OL	6-7	330	R-Sr.	West Valley, UT / Hunter HS
47	Kaufusi, Jackson	LB	17	Laulu-Pututau, Moroni	TE	6-5	240	R-Jr.	Hyrum, UT / Mountain Crest HS
48	Biagi, Michael	RB	11	Lee, Austin	DB	6-0	200	R-Jr.	Sandy, UT / Utah/SLCC
48	McFarland, Darius	RB	21	Lee, Sam	LB	6-1	200	R-Fr.	Escondido, CA / San Pasqual HS
49	Tuifua, Langi	DL	58	Leiataua, Uriah	DL	6-4	265	R-So.	Compton, CA / Dominguez HS
50	Mo'unga, Tevita	DL	96	Leishman, Tanner	TE	6-6	230	R-Fr.	Las Vegas, NV / Desert Hills HS
50	Sampson, Nate	LB	43	Lolohea, AJ	LB	6-3	235	R-Fr.	Salt Lake City, UT / West HS
51	Tuiloma, Jeddy	DL	74	Longson, Kieffer	OL	6-7	305	R-So.	San Ramon, CA / Dougherty Valley HS
52	Pili, Trajan	DL	83	Lotulelei, Inoke	WR	5-9	190	Jr.	Midvale, UT / Cottonwood HS
53	Kaufusi, Isaiiah	LB	62	Mahe, Atunaisa	DL	6-1	290	Fr.	West Jordan, UT / West Jordan HS
54	Taliauli, Merrill	DL	36	Mandell, D'Angelo	DB	6-1	175	R-Fr.	San Diego, CA / Del Norte HS
55	Fauatea, Lorenzo	DL	12	Mangum, Tanner	QB	6-3	205	Sr.	Eagle, ID / Eagle HS
56	Barrington, Clark	OL	20	McChesney, Austin	DB	6-1	180	R-So.	Highland, UT / Lone Peak HS
56	Wilgar, Payton	LB	48	McFarland, Darius	RB	6-2	270	Fr.	Brigham City, UT / Box Elder HS
57	Tofa, Alden	DL	29	Mikkelsen, Andrew	K	6-0	200	Sr.	Canby, OR / Oregon State
58	Leiataua, Uriah	DL	82	Milne, Dax	WR	6-0	180	Fr.	South Jordan, UT / Bingham HS
59	Shoaf, Thomas	OL	12	Moore, Malik	DB	6-1	175	Fr.	San Diego, CA / Point Loma HS
60	Langi, Motekiai	DL	50	Mo'unga, Tevita	DL	6-3	340	R-Jr.	Murrieta, CA / Vista Murrieta HS
61	Saleapapa, Keanu	OL	88	Nwigwe, JJ	DL	6-5	260	Sr.	Rockwall, TX / Rockwall-Heath HS
62	Mahe, Atunaisa	LS	84	Pau' u, Neil	WR	6-4	213	So.	Anaheim, CA / Servite HS
64	Foley, Matt	LS	38	Pau' u, Butch	LB	6-0	225	R-Sr.	Anaheim, CA / Servite HS
65	Atagi, Ethan	OL	52	Pili, Trajan	DL	6-2	247	R-Jr.	Las Vegas, NV / Centennial HS
65	Empey, James	OL	44	Powell, Riggs	LB	6-2	220	R-Sr.	Aptos, CA / Cabrillo College
67	Christensen, Brady	OL	28	Powell, Sawyer	DB	6-1	195	R-Sr.	West Richland, WA / Richland HS
68	Gentry, JT	OL	43	Price, Mitchell	DB	6-0	190	So.	Pleasant Grove, UT / Pleasant Grove HS
69	Hoge, Tristan	OL	41	Pulsipher, Adam	LB	6-1	220	R-Sr.	Temecula, CA / Temecula Valley HS
70	Jimenez, Jacob	OL	87	Pulsipher, Addison	TE	6-5	295	R-Jr.	Temecula, CA / Temecula Valley HS
71	Hoyt, Austin	OL	36	Pyper, Morgan	RB	6-2	205	R-Fr.	Idaho Falls, ID / Hillcrest HS
73	Lapuaho, Ului	OL	13	Romney, Baylor	QB	6-2	190	Fr.	El Paso, TX / Franklin HS
74	Longson, Kieffer	OL	80	Romney, Gunner	WR	6-3	185	Fr.	Chandler, AZ / Chandler HS
76	LaChance, Harris	OL	61	Saleapapa, Keanu	OL	6-6	295	R-Fr.	Lakewood, California / La Mirada HS
77	Herring, Chandon	OL	50	Sampson, Nate	LB	6-2	230	R-Sr.	Pleasant Grove, UT / Pleasant Grove HS
78	Thorson, Michael	OL	46	Sandlin, Rhett	LB	6-3	230	R-Sr.	Draper, UT / Alta HS
79	Smith, Jacob	OL	18	Shelton, Michael	DB	5-8	175	R-Sr.	Raleigh, NC / Wakefield HS
80	Heaps, Nate	TE	59	Shoaf, Thomas	OL	6-5	300	R-Jr.	Columbus, IN / Columbus HS
80	Romney, Gunner	WR	21	Shumway, Talon	WR	6-3	210	R-Jr.	South Jordan, UT / Lone Peak HS
82	Milne, Dax	WR	13	Simon, Micah	WR	6-1	190	R-Jr.	Dallas, TX / Bishop Dunne HS
83	Lotulelei, Inoke	WR	79	Smith, Jacob	OL	6-5	290	Fr.	Farmington, MN / Rosemount HS
84	Pau' u, Neil	WR	20	Southam, Skyler	K	6-0	190	Fr.	Heber City, UT / Wasatch HS
85	Cosper, Brayden	WR	16	Takitaki, Sione	LB	6-2	230	R-Sr.	Fontana, CA / Heritage HS
85	Tuipulotu, Hank	TE	54	Taliauli, Merrill	DL	6-2	310	Sr.	Salt Lake City, UT / East HS
86	Ward, Benjamin	TE	42	Tapusoa, Johnny	RB	5-10	225	Jr.	Laie, HI / Kahuku HS
87	Pulsipher, Addison	TE	96	Tei-Kirby, Wayne	DL	6-3	315	R-So.	Pocatello, Idaho / Oregon
88	Nwigwe, JJ	TE	78	Thorson, Michael	OL	6-5	290	Fr.	Ramona, CA / Ramona HS
89	Bushman, Matt	TE	57	Tofa, Alden	DL	6-4	271	R-Fr.	West Jordan, UT / West Jordan HS
90	Kaufusi, Corbin	DL	95	Tonga, Khyiris	DL	6-4	340	So.	West Valley, Utah / Granger HS
91	Tuioi-Mariner, Earl	DL	31	Tooley, Max	LB	6-2	210	Fr.	Bountiful, UT / Bountiful HS
92	Kaufusi, Devin	DL	49	Tuifua, Langi	DL	6-3	230	So.	South Jordan, UT / Bingham HS
93	El-Bakri, Bracken	DL	51	Tuiloma, Jeddy	DL	6-1	281	So.	Topeka, KS / Butler Community College
94	Kaluhiokalani, Kamalani	DL	91	Tuioi-Mariner, Earl	DL	6-4	280	R-Fr.	Topeka, KS / Washburn HS
94	Tuiloma, Jeddy	DL	85	Tuipulotu, Hank	TE	6-3	225	Fr.	Fort Mill, SC / Nation Ford HS
95	Tonga, Khyiris	DL	24	Vickers, Jaylon	DB	5-9	180	Fr.	Salt Lake City, UT / East HS
96	Leishman, Tanner	TE	86	Ward, Benjamin	TE	6-5	235	Fr.	Dallastown, PA / Dallastown HS
97	Tei-Kirby, Wayne	DL	1	Warner, Troy	DB	6-1	197	Jr.	San Marcos, CA / Mission Hills HS
97	Chambers, Austin	DL	37	Whetzel, Austin	WR	5-11	175	R-So.	Lehi, UT / Lehi HS
98	Bruno, Michael	LS	32	Wilcox, Chris	DB	6-2	195	Jr.	Fontana, CA / Eleanor Roosevelt HS
98	Harris, Mitch	LS	56	Wilgar, Payton	LB	6-3	220	Fr.	St. George, UT / Dixie HS
99	Dawe, Zac	DL	11	Wilson, Zach	QB	6-3	205	Fr.	Draper, UT / Corner Canyon HS

PRONUNCIATION GUIDE

Squally Canada	squall-ee
Akile Davis	ah-KEE-lay
Brayden/Bracken	
El-Bakri	el-BACK-ree
Keenan Ellis	Kee-nan Ellis
James Empey	Emp-ee
Lorenzo Fauatea	Lo-Ren-zo Fow-uh-tay-uh
Kavika Fonua	ka-VEE-kah fo-NOO-ah
Christian Folau	Fo-LAUW
Dayan Ghanwoloku	Die-an GAH-WOH-lo-ko
Trevion Greene	TRAY-vee-on
Chandon Herring	CHAN-don Hair-ing
Aleva Hifo	Uh-leh-vuh Hee-fo
Beau/Tristen Hoge	Hawj
Jacob Jimenez	Him-EN-ez
Austin Kafentzis	Kuh-FENT-zis
Jared Kapisi	Kah-pee-see
Lopini Katoa	Loh-pee-nee Kah-TOH-uh
Kaufusi	Kah-FOO-see
Motekiai Langi	Moh-teh-kee-ah-ee
	Long-ee
Ului Lapuaho	oo-LOO-ee
	lah-poo-ah-ho
Moroni	
Laulu-Pututau	more-OH-nigh la-oo-loo
	POO-too-tau
Uriah Leiataua	Ur-eye-uh
	Lay-ah-Ta-OO-ah
AJ Lolohea	Lo-lo-Hay-uh
Inoke Lotulelei	in-oh-keh lo-to-lee-hay
David Lui	LOO-ee
Tanner Mangum	Maingum
Dax Milne	Milln
Tevita Mo'unga	Tah-vee-tuh Mo-OONG-gah
JJ Nwigwe	No-WIG-wee
Butch/Neil Pau' u	Pauw-oo
Trajan Pili	Tray-jun Pee-lee
Keanu Saleapapa	Kee-AH-noo
	Saw-lay-uh-pah-gah
Sione Takitaki	See-OH-nay
	TOCK-ee-TOCK-ee
Merill Taliauli	tall-ee-Ah-oo-lee
Johnny Tapusoa	Tap-oo-So-ah
Wayne Tei-Kirby	Tay-Kirby
Alden Tofa	All-den TOH-fah
Khyiris Tonga	Kye-riss Tonga (like the country)
Jeddy Tuiloma	Too-ee-loh-mah
Earl Tuioi-Mariner	Too-ee-oh-tee Mare-in-er

\*\*Please visit with BYU's media relations staff for the most up-to-date and correct pronunciation

## OFFENSE

<b>QB</b>	11	Zach Wilson	6-3	205	Fr.
	12	Tanner Mangum	6-3	205	Sr.
<b>RB</b> -or- -or-	22	Squally Canada	5-11	210	R-Sr.
	4	Lopini Katoa	6-1	210	R-Fr.
	2	Matt Hadley	6-0	210	R-Sr.
	34	Riley Burt	6-1	210	R-Jr.
<b>FB</b>	35	Brayden El-Bakri	6-0	245	R-Sr.
	48	Darius McFarland	6-2	265	Fr.
<b>WR</b>	21	Talon Shumway	6-3	210	R-Jr.
	13	Micah Simon	6-1	190	R-Jr.
	1	Akile Davis	6-2	205	R-Jr.
<b>WR</b>	80	Gunner Romney	6-3	185	Fr.
	84	Neil Pau'u	6-4	213	So.
	82	Dax Milne	6-0	180	Fr.
<b>SLOT</b>	15	Aleva Hifo	5-10	187	Jr.
	3	Dylan Collie	5-10	180	R-Sr.
	83	Inoke Lotulelei	5-9	190	Jr.
<b>TE</b> -or-	89	Matt Bushman	6-5	245	So.
	32	Dallin Holker	6-5	230	Fr.
<b>LT</b>	67	Brady Christensen	6-6	295	R-Fr.
	74	Kieffer Longson	6-7	305	R-So.
<b>LG</b> -or-	61	Keanu Saleapaga	6-6	295	R-Fr.
	59	Thomas Shoaf	6-5	300	R-Jr.
<b>C</b>	66	James Empey	6-4	297	R-Fr.
	70	Jacob Jimenez	6-5	305	R-Jr.
<b>RG</b>	69	Tristen Hoge	6-5	305	R-So.
	77	Chandon Herring	6-7	302	R-So.
<b>RT</b> -or-	71	Austin Hoyt	6-8	315	R-Sr.
	73	Ului Lapuahoa	6-7	330	R-Sr.
	76	Harris LaChance	6-8	303	Fr.

## DEFENSE

<b>E</b>	52	Trajan Pili	6-2	247	R-Jr.
	58	Uriah Leiataua	6-4	265	R-So.
	57	Alden Tofa	6-4	271	R-Fr.
<b>N</b>	95	Khyiris Tonga	6-4	340	So.
	54	Merrill Taliauli	6-2	310	Sr.
	55	Lorenzo Fauatea	6-4	300	R-Fr.
<b>T</b> -or-	93	Bracken El-Bakri	6-3	285	R-So.
	99	Zac Dawe	6-4	280	R-So.
	91	Earl Tuioti-Mariner	6-4	280	R-Fr.
<b>OE</b>	90	Corbin Kaufusi	6-9	275	R-Sr.
	92	Devin Kaufusi	6-7	260	Fr.
<b>FLB</b>	44	Riggs Powell	6-2	220	R-Sr.
	41	Adam Pulsipher	6-1	220	R-Sr.
<b>MLB</b>	16	Sione Takitaki	6-2	230	R-Sr.
	38	Butch Pau'u	6-0	225	R-Sr.
<b>WLB</b>	53	Isaiah Kaufusi	6-2	210	R-So.
	37	Matt Criddle	6-1	200	R-Fr.
<b>NICKEL</b>	18	Michael Shelton	5-8	175	R-Sr.
	25	Tanner Jacobson	5-10	185	Sr.
<b>LC</b> -or-	18	Michael Shelton	5-8	175	R-Sr.
	10	Isaiah Herron	6-1	175	Fr.
	12	Malik Moore	6-1	175	Fr.
<b>FS</b> -or-	11	Austin Lee	6-0	200	R-Jr.
	1	Troy Warner	6-1	197	Jr.
	3	Isaiah Armstrong	6-2	195	R-Jr.
	24	Austin Kafentziz	6-1	195	R-Jr.
<b>SS</b> -or-	5	Dayan Ghanwoloku	5-11	200	R-Jr.
	1	Troy Warner	6-1	197	Jr.
	28	Sawyer Powell	6-1	195	R-Sr.
	27	Gavin Fowler	6-0	191	R-Sr.
<b>RC</b>	36	D'Angelo Mandell	6-1	175	R-Fr.
	30	Keenan Ellis	6-0	175	R-Fr.

## SPECIALISTS

<b>PK</b>	20	Skyler Southam	6-0	195	Fr.	<b>P</b>	26	Rhett Almond	6-4	200	R-Sr.
	29	Andrew Mikkelsen	6-0	200	R-Sr.		19	Danny Jones	6-4	240	R-So.
<b>KO</b>	29	Andrew Mikkelsen	6-0	200	R-Sr.	<b>KRET</b>	15	Aleva Hifo	5-10	187	Jr.
	20	Skyler Southam	6-0	195	Fr.		2	Matt Hadley	6-0	210	R-Sr.
<b>H</b>	27	Gavin Fowler	6-0	191	R-Sr.	<b>PRET</b> -or-	18	Michael Shelton	5-8	175	R-Sr.
	25	Tanner Jacobson	5-10	185	Sr.		3	Dylan Collie	5-10	180	R-Sr.
<b>LS</b>	98	Mitch Harris	6-4	216	R-Jr.		15	Aleva Hifo	5-10	187	Jr.
	64	Matt Foley	6-1	215	Sr.						

2018 OFFENSIVE STARTERS

GAME	QB	RB	RB/WR/TE	WR/TE	WR/TE	WR/TE	WR/TE	LT	LG	C	RG	RT
ARIZONA	MANGUM	CANADA	BUSHMAN	HIFO	N. PAU'U	SIMON	CHRISTENSEN	SHOAF	EMPEY	T. HOGE	HOYT	
CAL	MANGUM	CANADA	ADD. PULSIPHER	NWIGWE	LAULU-PUTUTAU	HIFO	CHRISTENSEN	SHOAF	EMPEY	T. HOGE	HOYT	
WISCONSIN	MANGUM	CANADA	HOLKER	LAULU-PUTUTAU	SHUMWAY	HIFO	CHRISTENSEN	SALEAPAGA	EMPEY	T. HOGE	HOYT	
MCNEESE ST.	MANGUM	CANADA	LAULU-PUTUTAU	MILNE	ROMNEY	SIMON	CHRISTENSEN	SALEAPAGA	EMPEY	T. HOGE	HOYT	
WASHINGTON	MANGUM	CANADA	LAULU-PUTUTAU	MILNE	SHUMWAY	HIFO	CHRISTENSEN	SALEAPAGA	EMPEY	T. HOGE	HOYT	
UTAH STATE	MANGUM	KATO A	BUSHMAN	MILNE	SHUMWAY	HIFO	CHRISTENSEN	SALEAPAGA	EMPEY	T. HOGE	HOYT	
HAWAII	WILSON	KATO A	ADD. PULSIPHER	ROMNEY	SHUMWAY	HIFO	CHRISTENSEN	SALEAPAGA	EMPEY	T. HOGE	HOYT	
N. ILLINOIS	WILSON	HADLEY	BUSHMAN	ROMNEY	SHUMWAY	HIFO	CHRISTENSEN	SALEAPAGA	EMPEY	T. HOGE	HOYT	
BOISE STATE	WILSON	HADLEY	CANADA	BUSHMAN	ROMNEY	SHUMWAY	CHRISTENSEN	SALEAPAGA	EMPEY	T. HOGE	HOYT	
UMASS												
NEW MEXICO ST.												
UTAH												

2018 BYU SUPERLATIVES

Overall record	4-5
Current streak	Lost 2
Home record	2-3
Current home streak	Lost 1
Road record	2-2
Current road streak	Lost 2
Neutral record	0-0
Current neutral streak	Lost 1 (2017)
Day games	2-1
Current day streak	Lost 1
Night games	2-4
Current night streak	Lost 1
Friday games	0-1
Current Friday streak	Lost 1
BYU wins toss	2-1
BYU loses toss	2-4
BYU scores first	2-1
Opp. scores first	2-4
BYU leads after 1Q	2-1
BYU trails after 1Q	1-4
Tied after 1Q	1-0
BYU leads at half	2-1
BYU trails at half	1-4
Tied at the half	1-0
BYU leads after 3Q	4-0
BYU trails after 3Q	0-5
Tied after 3Q	0-0
OT Games	0-0
BYU has more yards	3-2
Opp. has more yards	1-3
Yards even	0-0
BYU has more turnovers	0-3
Opp. has more turnovers	3-1
Turnovers are equal	1-1
Record in September	3-2
Streak	Lost 1
Record in October	1-2
Streak	Lost 1
Record in November	0-1
Streak	Lost 1
Vs. top-25 teams	1-1
Streak	Lost 1
Vs. non-ranked teams	3-4
Streak	Lost 2
On ESPN	1-0
On ESPN2	1-3
On ESPN3	0-1
On ESPN3	1-0
On ESPNWS	0-0
On ABC	1-0
On NBC	0-0
On FOX	0-1
On Fox Sports	0-0
On CBS Sports	0-0
On SEC Network	0-0
On BYUtv	1-0

2018 DEFENSIVE STARTERS

GAME	E	N	T	OE	FLB	MLB/NICKEL	BLB	LC	FS	SS	RC
ARIZONA	PILI	Bk. EL-BAKRI	TONGA	C. KAUFUSI	ANDERSON	B. PAU'U	TAKITAKI	SHELTON	LEE	GHANWOLOKU	WILCOX
CAL	PILI	Bk. EL-BAKRI	TONGA	C. KAUFUSI	ANDERSON	B. PAU'U	TAKITAKI	SHELTON	LEE	GHANWOLOKU	WILCOX
WISCONSIN	Bk. EL-BAKRI	TALIAULI	TONGA	C. KAUFUSI	ANDERSON	A. PULSIPHER	TAKITAKI	SHELTON	LEE	GHANWOLOKU	WILCOX
MCNEESE ST.	PILI	Bk. EL-BAKRI	TONGA	C. KAUFUSI	R. POWELL	A. PULSIPHER	TAKITAKI	SHELTON	LEE	WARNER	WILCOX
WASHINGTON	D. KAUFUSI	Bk. EL-BAKRI	TONGA	C. KAUFUSI	TALIAULI (T)	B. PAU'U	TAKITAKI	SHELTON	LEE	WARNER	WILCOX
UTAH STATE	PILI	TALIAULI	TONGA	C. KAUFUSI	ANDERSON	TAKITAKI	HADLEY	SHELTON	LEE	WARNER	WILCOX
HAWAII	PILI	DAWE	TONGA	C. KAUFUSI	I. KAUFUSI	SHELTON	TAKITAKI	MANDELL	LEE	GHANWOLOKU	WILCOX
N. ILLINOIS	PILI	Bk. EL-BAKRI	TALIAULI	FAUATEA	I. KAUFUSI	TAKITAKI	C. KAUFUSI	MANDELL	WARNER	GHANWOLOKU	WILCOX
BOISE STATE	PILI	Bk. EL-BAKRI	TALIAULI	C. KAUFUSI	I. KAUFUSI	TAKITAKI	R. POWELL	SHELTON	LEE	GHANWOLOKU	WILCOX
UMASS											
NEW MEXICO ST.											
UTAH											

2018 BYU SCORING DRIVES

QTR	OPP.	SCORING PLAY	PLAYS-YOS-TOP
2	AZ	Squally Canada 1-yard run (Skyler Southam kick)	9-59-4:38
3	AZ	Matt Bushman 24-yard pass from Tanner Mangum (Skyler Southam kick)	10-75-6:35
3	AZ	Squally Canada 1-yard run (Skyler Southam kick)	9-58-2:35
3	AZ	Squally Canada 2-yard run (Skyler Southam kick)	5-36-2:14
2	CAL	Skyler Southam 36-yard field goal	13-67-6:15
3	CAL	Dayan Ghanwoloku 36-yard fumble recovery (Skyler Southam kick)	--
4	CAL	Brayden El-Bakri 1-yard pass from Tanner Mangum (Micah Simon pass from Mangum)	13-73-2:47
1	WISCONSIN	Squally Canada 3-yard run (Skyler Southam kick)	8-61-3:58
2	WISCONSIN	Moroni Lauulu-Pututau 31-yard pass from Aleva Hifo (Skyler Southam kick)	10-89-4:43
3	WISCONSIN	Squally Canada 2-yard run (Skyler Southam kick)	6-27-2:11
4	WISCONSIN	Skyler Southam 45-yard field goal	5-47-2:45
2	MCNEESE	Lopini Katoa 4-yard run (Skyler Southam kick)	8-79-2:56
2	MCNEESE	Talon Shumway 7-yard pass from Tanner Mangum (Skyler Southam kick)	5-31-1:37
2	MCNEESE	Lopini Katoa 14-yard run (Skyler Southam kick)	4-35-1:28
2	MCNEESE	Skyler Southam 30-yard field goal	4-12-0:53
3	MCNEESE	Skyler Southam 22-yard field goal	12-70-6:07
3	MCNEESE	Skyler Southam 47-yard field goal	4-7-1:16
4	WASHINGTON	Lopini Katoa 1-yard run (Skyler Southam kick)	7-21-4:08
2	UTAH STATE	Lopini Katoa 5-yard pass from Tanner Mangum (Skyler Southam kick)	9-88-4:46
3	UTAH STATE	Dylan Collie 9-yard pass from Tanner Mangum (Skyler Southam kick failed)	5-75-1:48
4	UTAH STATE	Gunner Romney 18-yard pass from Zach Wilson (Andrew Mikkelsen kick)	6-77-2:32
1	HAWAII	Lopini Katoa 12-yard run (Skyler Southam kick)	12-87-4:32
1	HAWAII	Zach Wilson 23-yard run (Skyler Southam kick)	7-56-3:03
2	HAWAII	Matt Hadley 21-yard run (Skyler Southam kick)	6-54-3:04
2	HAWAII	Dallin Holker 13-yard pass from Zach Wilson (Skyler Southam kick)	1-13-0:06
3	HAWAII	Riley Burt 3-yard run (Skyler Southam kick)	5-35-1:44
4	HAWAII	Aleva Hifo 24-yard pass from Zach Wilson (Skyler Southam kick)	12-75-7:07
4	HAWAII	Gunner Romney 26-yard pass from Zach Wilson (Skyler Southam kick)	7-75-3:17
1	NIU	Skyler Southam 35-yard field goal	13-72-6:28
3	NIU	Skyler Southam 22-yard field goal	9-57-4:10
2	BOISE STATE	Skyler Southam 26-yard field goal	12-67-5:01
2	BOISE STATE	Skyler Southam 43-yard field goal	7--7-3:56
3	BOISE STATE	Zach Wilson 4-yard run (Skyler Southam kick)	5-68-2:00
4	BOISE STATE	Skyler Southam 41-yard field goal	12-42-4:35



BYU OFFENSE BY THE NUMBERS

**6** Six freshmen started on offense for the Cougars against Hawai'i. Quarterback Zach Wilson, running back Lopini Katoa, wide receiver Gunner Romney and offensive linemen Brady Christensen, James Empey and Keanu Saleapaga all started for BYU. Five started against Northern Illinois and Boise State.

**252** Quarterback Zach Wilson threw for 252 yards, his best yet as a Cougar. He has upped his passing numbers in every game so far from 12 to 52 in his first two games played and from 194, 208 and 252 in his first three starts.

**9+** BYU is spreading the ball around to an average of more than nine receivers per game. The Cougars have had 10 or more different receivers catch passes five times this year in a single game (Arizona, Cal, Utah State, NIU, Boise State).

BYU OFFENSE IN THE NCAA (As of 11.4.18)

TEAM

Total Offense	333.2 (118)
Passing Offense	203.4 (93)
Passing Efficiency	127.5 (88)
Rushing Offense	129.8 (108)
Scoring Offense	22.0 (116)
Total First Downs	166 (107)
Third Down Conversions	33.0 (120)
Sacks Allowed/G	2.33 (76)
Tackles for loss allowed/G	6.22 (78)
Fumbles lost	7 (76)
Passing yards per completion	10.77 (113)
Red zone conversions	81.3 (90)
Time of Possession	30:40 (53)
Rushing touchdowns	Squally Canada, 5 (128)
	Lopini Katoa 4 (174)
Rushing yards per game	Squally Canada, 47.6 (166)
Total rushing yards	Squally Canada, 381 (185)

#15 | ALEVA HIFO | WR | 5-10 | 187 | JR. | MENIFEE, CA | HERITAGE HS



- Posted three catches for 32 yards, had five rushes for 45 yards and threw a 31-yard touchdown pass against Wisconsin
- Also has 19 carries for 100 yards
- Leads BYU in receptions
- Has played in 34 career games


CAREER HIGHS

Receptions	9, @ECU (2017)
Receiving Yards	148, @ECU (2017)
Receiving TD	1, twice (2017)
Long Reception	46, @ECU (2017)
All-Purpose Yards	148, twice

2018 RECEIVING STATS

GP	REC	YDS	Y/R	LNG	TD
9	24	247	10.29	30	1

#22 | SQUALLY CANADA | RB | 5-11 | 210 | R-SR. | MILPITAS, CA | WASHINGTON STATE



- Ran for 118 yards and two touchdowns at Wisconsin
- Posted a career-best three touchdowns at Arizona
- Led the 2017 team in rushing with 120 carries for 710 yards and six touchdowns
- Ran for career-high 213 yards against UNLV – the 10-most rushing yards in a single game by a BYU player

CAREER HIGHS

Rushing att	25, @UNLV (2017)
Rush yards	213, @UNLV (2017)
Rush TD	3, @Arizona (2018)
Long rush	54, @UNLV (2017)
Receptions	3, @Boise State (2016)
Receiving Yards	29, @Arizona (2018)
Receiving TD	--
Long Reception	15, @Arizona (2018)
All-Purpose Yards	213, @UNLV (2017)

2018 RUSHING STATS

GP	ATT	YARDS	Y/A	LONG	TD	REC	YARDS	Y/R	LONG	TD
8	86	381	4.4	46	5	4	40	10.0	15	0

RECEIVING STATS

#4 | LOPINI KATOA | RB | 6-1 | 210 | R-FR. | AMERICAN FORK, UT | AMERICAN FORK HS



- Ran for 27 yards and one touchdown and had 66 receiving yards at Washington
- Scored two touchdowns against McNeese
- Caught first career touchdown pass against Utah State

CAREER HIGHS

Rushing att	16, Hawaii
Rush yards	83, Utah
Rush TD	2, McNeese
Long rush	16, Hawaii
Receptions	7, at Washington
Receiving Yards	66, at Washington
Receiving TD	1, Utah State
Long Reception	27, at Washington
All-Purpose Yards	93, at Washington

2018 RUSHING STATS

GP	ATT	YARDS	Y/A	LONG	TD	REC	YARDS	Y/R	LONG	TD
9	56	268	4.8	16	4	19	109	5.74	27	1

RECEIVING STATS

#89 | MATT BUSHMAN | TE | 6-5 | 245 | SO. | TUCSON, AZ | SABINO HS



- Posted four receptions and 78 yards against Utah State
- Caught two passes for 47 yards at Washington, including a career-best 39-yarder
- Has a reception in 21 of 22 career games
- Had a 24-yard touchdown at Arizona in the season opener
- Named a Freshman All-American in 2017 with 49 receptions and 520 yards

CAREER HIGHS

Receptions	9, at Fresno St. (2017)
Receiving Yards	97, at Fresno St. (2017)
Receiving TD	1, four times
Long Reception	39, at Washington (2018)
All-Purpose Yards	97, at Fresno St. (2018)

2018 RECEIVING STATS

GP	REC	YDS	Y/R	LNG	TD
9	16	310	19.4	39	1

#11 | ZACH WILSON | QB | 6-3 | 205 | FR. | DRAPER, UT | CORNER CANYON HS



- Won first start as a true freshman vs. Hawai'i
- Totaled four touchdowns (3 passing, 1 rushing) - the most by a freshman QB in first start
- Set freshman record for pass efficiency rating in first start - 167.5

CAREER HIGHS (2018)

Passing Yards	252, at BSU
Att	30, vs. NIU
Comp	18, twice
Passing TD	3, vs. Hawaii
Rush Att	18, at BSU
Rush YDS	36, at BSU
Rushing TD	1, twice

2018 PASSING STATS

GP	COMP	ATT	YDS	Y/A	PCT	LNG	INT	TD	EFFIC	ATT	YDS	Y/A	LNG	TD
5	56	87	718	8.25	64.4	59	2	4	144.27	39	84	2.2	26	2

RUSHING STATS

OTHER OFFENSIVE PLAYERS TO WATCH

#1 Akile Davis, WR, R-Jr.

Has played in 21 games, mostly on special teams. Caught a 13-yard pass against NIU and a six-yarder against Boise State.

#3 Dylan Collie, WR, R-Sr.

Had a career-best (at BYU) four receptions for 38 yards against Boise State. A graduate transfer from Hawai'i, posted 1,300 receiving yards in his career. Younger brother of Zac and Austin Collie.

#12 Tanner Mangum, QB, Sr.

Started the first six games and completed 112 of 182 passes for 1,042 yards and five touchdowns.

#13 Micah Simon, WR, So.

Team captain, caught two passes for 21 yards against NIU. Had 27 receptions for 386 yards and three touchdowns in 2017. Caught a pass in 12 of 13 games last season.

#21 Talon Shumway, WR, R-Jr.

Posted career highs with five receptions and 110 yards against Utah State. Caught first career touchdown pass against McNeese. Had three receptions for 62 yards at Boise State. Has 16 receptions for 284 yards and one score this season.

#32 Dallin Holker, TE, Fr.

Caught a 13-yard touchdown pass against Hawaii. Caught two passes for 23 yards against NIU. Had a seven-yard reception at Boise State. Has played in all nine games. Totaled 12 receptions for 90 yards and one score.

#34, Riley Burt, RB, R-Jr.

Rushed nine times for 59 yards and a touchdown against Hawaii. Ran 23 times last season for 104 yards and one touchdown. Has played in 22 games in his career.

#35 Brayden El-Bakri, RB, Jr.

Played in 36 games, mostly as BYU's primary fullback and on special teams. Caught a 1-yard touchdown against Cal. Had two receptions for 21 yards against Boise State.

#80 Gunner Romney, WR, Fr.

Has played in eight games, totaling 13 receptions for 162 yards. Caught two balls for 39 yards, including a 26-yard touchdown against Hawaii. Caught two passes for 22 yards at Boise State.

#82 Dax Milne, WR, Fr.

Caught four passes for 27 yards against Utah State and two for 14 against Hawaii. Has played in six games and has eight receptions for 57 yards.

#84 Neil Pau'u, WR, So.

Caught an 11-yard pass against NIU and three for 19 yards at Boise State. Played in 11 games last season as a true freshman and had 14 receptions, 139 yards and two touchdowns.

CHART TOPPERS

Passing Yards (True Freshmen)

1. Tanner Mangum (2015) . . . . .	3,377
2. Jake Heaps (2010) . . . . .	2,316
3. John Beck (2003) . . . . .	864
4. Zach Wilson (2018) . . . . .	718
5. Joe Critchlow (2017) . . . . .	642

Passing Completions (True Freshmen)

1. Tanner Mangum (2015) . . . . .	267
2. Jake Heaps (2010) . . . . .	219
3. John Beck (2003) . . . . .	73
4. Zach Wilson (2018) . . . . .	56
5. Joe Critchlow (2017) . . . . .	55

Passing Attempts (True Freshmen)

1. Tanner Mangum (2015) . . . . .	446
2. Jake Heaps (2010) . . . . .	383
3. John Beck (2003) . . . . .	145
4. Joe Critchlow (2017) . . . . .	101
5. Zach Wilson (2018) . . . . .	87

Completion Percentage (True Freshmen)

*min. 65 attempts*

1. Zach Wilson (2018) . . . . .	64.4
2. Tanner Mangum (2015) . . . . .	59.9
3. Taysom Hill (2012) . . . . .	59.2
4. Jake Heaps (2010) . . . . .	57.2
5. Drew Miller (1997) . . . . .	55.2

Passing Touchdowns (True Freshmen)

1. Tanner Mangum (2015) . . . . .	23
2. Jake Heaps (2010) . . . . .	15
3. John Beck (2003) . . . . .	5
4. Zach Wilson (2018) . . . . .	4
4. Taysom Hill (2012) . . . . .	4

Pass Efficiency (True Freshmen)

*min. 65 attempts*

1. Zach Wilson (2018) . . . . .	144.3
2. Tanner Mangum (2015) . . . . .	136.0
3. Taysom Hill (2012) . . . . .	122.4
4. Jake Heaps (2010) . . . . .	116.2
5. Drew Miller (1997) . . . . .	112.0

Rushing Yards (Career)

1. Jamaal Williams . . . . .	3,901
16. Peter Tuipulotu . . . . .	1,528
17. Casey Tiumalu . . . . .	1,504
18. Weldon Jackson . . . . .	1,449
19. Hema Heimuli . . . . .	1,426
20. Squally Canada . . . . .	1,407

Rushing Attempts (Career)

1. Jamaal Williams . . . . .	726
18. Virgil Carter . . . . .	323
19. Kip Jackson . . . . .	312
20. Mark Atuaia . . . . .	301
21. Weldon Jackson . . . . .	292
22. Squally Canada . . . . .	281

Receptions (Career)

1. Cody Hoffman . . . . .	260
60. K.O. Kealaluhi . . . . .	77
60. Jamal Willis . . . . .	77
62. Three players . . . . .	76
64. Casey Tiumalu . . . . .	76
65. Aleva Hifo, two others . . . . .	72

Receiving Yards (Career)

1. Cody Hoffman . . . . .	3,612
76. Jeff Blanc . . . . .	861
77. Tevita Ofahengaue . . . . .	853
78. Bill Davis . . . . .	838
79. Matt Bushman . . . . .	830

THE BYU OFFENSE

- **COACHING EXPERIENCE.** The BYU offensive staff has more than 80 years of coaching experience. Jeff Grimes has the most with about 25 years. Tight ends coach Steve Clark has been coaching since 1994 and passing game coordinator Aaron Roderick is approaching 20 years in the profession. Roderick, Clark and wide receivers coach Fesi Sitake have all been offensive coordinators at the college level.
- **FROSH SCORES.** With a dozen freshmen seeing playing time on offense, BYU has gotten touchdowns out of four different freshmen, including all four getting into the end zone against Hawaii. Lopini Katoa leads with five total touchdowns, Gunner Romney has two, Dallin Holker has one while Zach Wilson has two rushing touchdowns to go along with his four passing touchdowns. Including freshman kicker Skyler Southam, three of BYU's top four scorers are freshmen. Including Southam, freshmen have accounted for more than half of the Cougars' total points this season (111 of 198 – 56.0 percent).
- **MID-RANGE GAME.** BYU is outscoring its opponents in both the second and third quarters this season. The Cougars have a 68-41 edge in the second quarter and 64-63 in the third frame.

NOTEABLE OFFENSIVE PLAYERS 2018 SEASON/CAREER HIGHS IN A GAME

<p><b>#1 AKILE DAVIS, WR</b></p> <p>Rec. 1, four times/five times                  Rec. Yds 16, Hawaii/same                  Rec. TD -                  Long Rec. 16, Hawaii/same</p>	<p><b>#17 MORONI LAULU-PUTUTAU, TE</b></p> <p>Rec. 3, three times/6, UCLA '16                  Rec. Yds 31, at Wisc/95, Fresno St. '15                  Rec. TD 1, at Wisc/1, four times                  Long Rec. 31, at Wisc/54, Fresno St. '15</p>	<p><b>#82 DAX MILNE, WR</b></p> <p>Rec. 4, USU/same                  Rec. Yds 27, USU/same                  Rec. TD -                  Long Rec. 9, at Washington/same</p>
<p><b>#3 DYLAN COLLIE, WR</b></p> <p>Rec. 4, at Boise State/same                  Rec. Yds 38, at Boise State/same                  Rec. TD 1, USU/same                  Long Rec. 22, at Arizona/same</p>	<p><b>#21 TALON SHUMWAY, WR</b></p> <p>Rec. 5, USU/same                  Rec. Yds 110, USU/same                  Rec. TD 1, McNeese/same                  Long Rec. 46, USU/same</p>	<p><b>#83 INOKE LOTULELEI, WR</b></p> <p>Rec. -                  Rec. Yds -                  Rec. TD -                  Long Rec. -</p>
<p><b>#4, LOPINI KATO, RB</b></p> <p>Rec. 7, at Washington/same                  Rec. Yds 66, at Washington/same                  Rec. TD 1, USU/same                  Long Rec. 27, at Washington/same                  Rush Att. 16, Hawaii/same                  Rush Yards 83, Hawaii/same                  Rush TD 2, McNeese/same                  Long Rush 16, Hawaii/same</p>	<p><b>#22 SQUALLY CANADA, RB</b></p> <p>Rec. 3, at AZ/same, twice                  Rec. Yds 39, at AZ/same                  Rec. TD -                  Long Rec. 15, at AZ/same                  Rush Att. 24, at AZ/25, at UNLV '17                  Rush Yards 118, at Wisc./213, at UNLV '17                  Rush TD 3, at AZ/same                  Long Rush 46, at Wisc./54, at UNLV '17</p>	<p><b>#84 NEIL PAU'U, WR</b></p> <p>Rec. 3, twice/4, at USU '17                  Rec. Yds 19, at Boise St./29, at ECU '17                  Rec. TD -/1, PSU '17                  Long Rec. 12, McNeese/28, PSU '17</p>
<p><b>#11 ZACH WILSON, QB</b></p> <p>Comp. 18, twice/same                  Attempts 30, NIU/same                  Pass Yds 252, at Boise State/same                  Pass TD 3, Hawaii/same                  Long Pass 59, at Boise State/same                  Rushes 18, at Boise State/same                  Rush Yds 36, at Boise State/same                  Rush TD 1, twice/same                  Long Rush 26, USU/same</p>	<p><b>#32 DALLIN HOLKER, TE</b></p> <p>Rec. 3, McNeese/same                  Rec. Yds 23, twice/same                  Rec. TD 1, Hawaii/same                  Long Rec. 14, at AZ/same</p>	<p><b>#89 MATT BUSHMAN, TE</b></p> <p>Rec. 4, USU/9, at Fresno St. '17                  Rec. Yds 78, USU/97, at Fresno St. '17                  Rec. TD 1, at AZ/1, four times                  Long Rec. 39, at Washington/same</p>
<p><b>#12 TANNER MANGUM, QB</b></p> <p>Comp. 27, USU/35, UConn '15                  Attempts 45, USU/56, vs. Utah '15                  Pass Yds 270, USU/365, UConn '15                  Pass TD 2, USU/4, @USU '15                  Long Pass 46, USU/84, Boise St. '15                  Rushes 4, Cal/11, twice '15                  Rush Yds 0, at AZ/42, SUU '16                  Rush TD -/1, three times                  Long Rush 3, twice/35, SUU '16</p>	<p><b>#34 RILEY BURT, RB</b></p> <p>Rec. -/1, at Miss. St. '17                  Rec. Yds -/3, at Miss. St. '17                  Rec. TD -                  Long Rec. -/3, at Miss. St. '17                  Rush Att. 9, Hawaii/13, at Hawaii '17                  Rush Yards 59, Hawaii/75, at Hawaii '17                  Rush TD 1, Hawaii/1 at Hawaii, '17                  Long Rush 16, Hawaii/41, Cincinnati '15</p>	<p><b>#35 BRAYDEN EL-BAKRI, RB</b></p> <p>Rec. 2, twice/4, SUU '16                  Rec. Yds 21, at Boise St./69, SUU '16                  Rec. TD 1, Cal/1, twice                  Long Rec. 16, at Boise St./27, SUU '16                  Rush Att. -/5, twice                  Rush Yards -/23, at Fresno State '17                  Rush TD -/1, twice                  Long Rush -/15, San Jose State '17</p>
<p><b>#13 MICAH SIMON, WR</b></p> <p>Rec. 2, twice/4, twice '17                  Rec. Yds 21, NIU/67, SJSU '17                  Rec. TD -/2, SJSU '17                  Long Rec. 20, at AZ/50, Wisconsin '17</p>	<p><b>#15 ALEVA HIFO, WR</b></p> <p>Rec. 4, McNeese/9, at ECU '17                  Rec. Yds 45, Hawaii/148, at ECU '17                  Rec. TD 1, Hawaii/three times                  Long Rec. 30, at AZ/46, at ECU '17</p>	<p><b>#80 GUNNER ROMNEY, WR</b></p> <p>Rec. 2, five times/same                  Rec. Yds 39, Hawaii/same                  Rec. TD 1, twice/same                  Long Rec. 26, Hawaii/same</p>

BYU DEFENSE BY THE NUMBERS

**7.5** Corbin Kaufusi leads the team with 7.5 total sacks this year, good for No. 14 nationally. He also led the team last season with six sacks. He has 16 total sacks in his career.

**26** After the game against Boise State, BYU is ranked No. 26 nationally in total defense at 334.1 yards per game. The Cougars also rank at No. 33 nationally in pass defense with 195.4 yards per game, No. 37 in rushing defense with 138.7 yards per game and No. 32 in scoring defense at 22.1.

**133** BYU has recorded six interceptions in the 2018 season totaling 133 yards to rank No. 32 in yards nationally in return yards. Michael Shelton recorded his first interception of the 2018 season at Boise State returning it for 31 yards. Five other Cougars have tallied interceptions in the 2018 season including Austin Lee (36 yards against Hawai'i), Rhett Sandlin (20 yards against McNeese), Tanner Jacobson (19 yards against McNeese), Isaiah Kaufusi (15 yards against Cal) and Zayne Anderson (12 yards at No. 6 Wisconsin).

BYU DEFENSE IN THE NCAA (As of 11.4.18)

TEAM

Total Defense	334.1 (26)
Pass Defense	195.4 (33)
Pass Efficiency Defense	127.33 (52)
Rushing Defense	138.7 (37)
Scoring Defense	22.1 (32)
Sacks	1.56 (100)
First Downs Allowed/G	18.7 (33)
3rd Down Conversions Allowed	0.390 (69)
4th Down Conversions Allowed	0.588 (85)
Blue Zone Conversions Allowed	0.8438 (78)
Tackles for Loss	3.4 (125)
Turnovers Gained	13 (67)
Passes Intercepted	6 (90)

INDIVIDUAL

Fumbles Recovered	Dayan Ghanwoloku, 3 (2)
Sacks	Corbin Kaufusi, 0.83 (16)
Solo Tackles	Sione Takitaki, 5.9 (49)

OTHER DEFENSIVE PLAYERS TO WATCH

#1 Troy Warner, DB, JR.

Started and tallied a season high of five total tackles against No. 11 Washington including 2 solo stops and 3 assisted tackles. Returned a blocked kick for 22 yards against McNeese. Recorded his first career tackle for loss against Wisconsin in 2017 and recovered a fumble against Utah and Boise State. Posted a team-best seven pass breakups in 2017.

#18 Michael Shelton, DB, R-Sr.

Recorded his first season interception against Boise State returning the ball 31 yards. Had a team high and a career high of six solo tackles against McNeese as well as a forced fumble. Posted 373 all-purpose yards on both punt and kick returns in 2017.

#32 Chris Wilcox, DB, Jr.

Recorded a career high of two tackles for loss against McNeese for two yards. Had a career high nine tackles against No. 6 Wisconsin including a career high six solo stops.

#38 Butch Pau'u, LB, Sr.

Has played in seven games this season and 36 for his career. A team captain, Pau'u has 187 career tackles, including 22 this season.

#41 Adam Pulsipher, LB, R-Sr.

Had his first career pass breakup against McNeese. Tied his career record of eight total tackles against Wisconsin and a season high of three solo stops. Recovered a fumble at ECU and forced a fumble against Boise State in 2017. Recorded 54 total tackles, including 29 solo stops and one tackle for loss during the 2017 season.

#52 Trajan Pili, DL, R-Jr.

Recorded first sack of the season against Boise State. Started at Arizona and had four total tackles. Played in 13 games, starting one during the 2017 season. Totaled 17 tackles, including eight solo stops. Had 3.0 tackles for loss for eight yards and one sack for three yards.

#53 Isaiah Kaufusi, LB, R-So.

Posted a career high of seven tackles against Hawai'i and NIU including a career-high six solo stops against the Huskies. Tallied first two TFL against NIU. Also recorded first career sack, forced fumble and two pass breakups in the game against Hawai'i. Had first career interception against Cal returning it for 15 yards.

#54 Merrill Taliauli, DL, Sr.

Recorded a career high of four tackles against Boise State. Returned one fumble for eight yards at Hawai'i in 2017.

#93 Bracken El-Bakri, DL, R-So.

Recorded three total tackles against Cal including one solo stop. Started at Arizona and had one tackle. Younger brother of fullback Brayden El-Bakri. Played in seven games last season.

#95 Khyiris Tonga, DL, So.

Recorded a career high of six total tackles including four solo stops. Had first sack of the 2018 season against Hawai'i for a tackle for loss of 11 yards. Tallied his first TFL against No. 11 Washington for four yards while also posting five total tackles. Started the first five games in the 2018 season posting a total of 12 tackles including 8 solo stops.

#16 | SIONE TAKITAKI | LB | 6-2 | 230 | R-SR. | FONTANA, CA | HERITAGE HS



- Team captain in 2018
- Had a career high tackles against No. 6 Wisconsin including a career high of eight solo stops
- Recorded two TFL against Cal and one against No. 6 Wisconsin
- Had two pass breakups and four tackles at Arizona
- Led team in tackles for loss with 12.5 in 2017

CAREER HIGHS

Tackles	12, at Wisconsin ('18)
Solo	8, three times
Assisted	7, three times
TFL	3, PSU ('17)
Sacks	2, three times
QBH	2, at Michigan ('15)
PBU	2, at Arizona ('18)

2018 DEFENSIVE STATS

GP	SOLO	AST	TOT	TFL/Y	SACKS	YDS	INT	YDS	TD	FF	FR	FRYDS	QBH	PBU
9	45	23	68	4/12	1	9	0	0	0	0	0	0	3	3

#90 | CORBIN KAUFUSI | DL | 6-9 | 275 | R-SR. | PROVO, UT | TIMPVIEV HS



- Team captain in 2018
- Had a team-best seven total tackles at Arizona, with two tackles for loss and one sack
- Recorded 7.5 sacks in the 2018 season to lead the team
- Started playing football at BYU after two seasons with men's basketball
- Younger brother of New York Jets defensive end Bronson Kaufusi
- Older brother of defensive lineman Devin Kaufusi

CAREER HIGHS

Tackles	9, at Miss. St. ('17)
Solo	7, twice ('18)
Assisted	9, at Miss. State ('17)
TFL	2, three times
Sacks	2.0, Hawai'i ('18)
FF	1, twice ('17)
PBU	1, four times
Blocked kicks	1, four times

2018 DEFENSIVE STATS

GP	SOLO	AST	TOT	TFL/Y	SACKS	YDS	INT	YDS	TD	FF	FR	FRYDS	QBH	PBU	BLKD
9	30	14	44	8.5/53	7.5	49	0	0	0	0	0	0	1	2	1

#5 | DAYAN GHANWOLOKU | DB | 5-11 | 200 | R-JR. | LAYTON, UT | NORTHRIDGE PEAK HS



- Recovered two fumbles for 36 yards returning one for a touchdown against Cal
- Posted seven total tackles including 5 solo stops against Cal
- Had two interceptions at Mississippi State in 2017 for 105 yards, ranking No. 5 in career reception yards at BYU with 218
- Had three picks in the 2017 season, including a 50-yard interception return for a TD at Boise State in 2016

CAREER HIGHS

Tackles	9, Toledo ('16)
Solo	8, Toledo ('16)
Assisted	6, at USU ('17)
TFL	2, Northern Illinois ('18)
INT	2, at Miss. State ('16)
FR	2, Cal ('18)
PBU	3, at East Carolina ('17)

2018 DEFENSIVE STATS

GP	SOLO	AST	TOT	TFL/Y	SACKS	YDS	INT	YDS	FF	FR	FRYD	QBH	PBU	BLKD
6	19	5	24	2/4	0	0	0	0	0	3	36	0	1	0

#11 | AUSTIN LEE | DB | 6-0 | 202 | R-JR. | DRAPER, UT | UTAH/SLCC



- Played freshman season at Utah
- Had a career-high seven total tackles against No. 6 Wisconsin
- Recorded first career tackle for loss against McNeese State for eight yards
- Recorded first career forced fumble at No. 11 Washington
- Had first career interception against Hawai'i for 36 yards

CAREER HIGHS

Tackles	7, at Washington ('18)
Solo	5, twice ('18)
Assisted	3, Cal ('18)
TFL	1, McNeese ('18)
INT	1, Hawai'i ('18)
FF	1, at Washington ('18)
FR	1, San Jose State ('17)
PBU	1, Boise State ('18)

2018 DEFENSIVE STATS

GP	SOLO	AST	TOT	TFL/Y	SACKS	YDS	INT	YDS	TD	FF	FR	FRYDS	QBH	PBU
8	20	11	31	1/8	0	0	1	36	0	1	0	0	0	1

## DEFENSIVE RECORDS SINCE 2000

(Only defensive statistics since 2000 are officially recognized by the NCAA)

## Individual Career Sacks

1.	30	Jan Jorgensen (2006-09)
2.	27	Bronson Kaufusi (2012-15)
3.	26	Kyle Van Noy (2010-13)
4.	19	Brady Poppinga (2001-04)
5.	16	Corbin Kaufusi (2016-present)

## Individual Career Forced Fumbles

1.	11	Kyle Van Noy (2010-13)
2.	6	Andrew Rich (2008-10)
	6	Aaron Francisco (2001-04)
3.	5	Bronson Kaufusi (2012-2015)
4.	4	Three players tied with 4

Active player: 3 Zayne Anderson

## Individual Career Fumble Recoveries

1.	6	Jan Jorgensen (2006-09)
	6	Shawn Doman (2006-09)
3.	5	Spencer Hadley (2008, 11-13)
	5	Fred Warner (2014-2017)
5.	4	Matt Bauman (2004, 07-09)
	4	Brett Denney (2006-09)

## Individual Career Interceptions

1.	13	Kai Nacua (2013-16)
2.	10	Andrew Rich (2008-10)
3.	9	Jernaro Gilford (1999, 2001-03)

Active player: 5 Dayan Ghanwoloku

## Individual Career Pass Breakups

1.	23	Robertson Daniel (2013-14)
	23	Daniel Sorensen (2008, 11-13)
3.	21	Brian Logan (2009-10)
4.	20	Preston Hadley (2011-12)
5.	17	Michael Davis (2013-16)

Active player: 11 Troy Warner

## Individual Career Total Tackles

1.	330	Aaron Francisco (2001-04)
2.	294	Cameron Jensen (2004-06)
3.	275	David Nixon (2003, 06-08)
4.	267	Paul Walkenhorst (2000-05)
5.	264	Fred Warner (2014-2017)

Active player: 187 Butch Pau'u

## THE BYU DEFENSE

• **NO FLY ZONE.** BYU's passing defense is quietly ranked No. 33 in the nation, giving up less than 200 passing yards per game (195.4). The Cougars held Boise State to its second fewest yards (214) of the season. BYU also held Hawai'i to its second fewest passing yards of the season at 248. Boise State (318.9) and Hawai'i (308.7) are ranked No. 11 and 18 in passing yards per game, respectively.

• **KAUFUSI FAMILY.** Four Kaufusi's joined the BYU defense for the 2018 season. Defensive lineman Corbin Kaufusi is the veteran family member returning for his senior season. Corbin's little brother, Devin, joined the defensive lineman as a freshman after returning from a mission for The Church of Jesus Christ of Latter-day Saints. Corbin and Devin's cousins Isaiah and Jackson (brothers) are also helping the defense for the 2018 season. Isaiah redshirted the 2016 but has already made an impact for the defense as a linebacker starting two games in 2018. His little brother, Jackson, recently returned a mission and has played in three games thus far this season. Corbin and Devin's father, Steve is the older brother to Isaiah and Jackson's father, Jeff. The Kaufusi name has accounted for 67.5 sacks at BYU, more than any other family.

## DEFENSIVE PLAYERS' SEASON HIGHS/CAREER HIGHS IN A GAME

#1 TROY WARNER DB	#28 SAWYER POWELL DB	#53 ISAIAH KAUFUSI LB
Tackles 5, at Washington/9, LSU '17	Tackles 4, twice/same	Tackles 7, twice/same
Solo 2, four times/5, twice	Solo 4, USU/same	Solo 6, Northern Illinois/same
Assisted 3, at Washington /5, LSU '17	Assisted 1, twice/same	Assisted 2, at Wash./4, at Miss. St. '17
FR -/1, twice	FF -/1, at Utah '16	TFL 2, Northern Illinois/same
PBU -/3, at Cincy '16	FR 1, McNeese/same	INT 1, Cal/same
		FF 1, Hawai'i/same
		PBU 2, Hawai'i/same
#2 MATT HADLEY LB	#32 CHRIS WILCOX DB	#54 MERRILL TALIAULI DL
Tackles 3, twice/7, ECU '15	Tackles 9, at Wisconsin/same	Tackles 2, at Wisconsin/4, twice '17
Solo 3, at Washington/4, four times	Solo 6, at Wisconsin/same	Solo 1, twice/3, Wisc. '17
Assisted 1, USU/4, West Virginia '16	Assisted 3, at Wisc./4, at Fres. St. '17	Assisted 1, four times/3, at Miss. St. '17
TFL -/1, three times	TFL 2, McNeese/same	FR -/1, at Hawaii '17
PBU 1, USU/1, twice '15	PBU 1, twice/2, at UNLV '17	PBU 1, NIU/1, twice '17
#5 DAYAN GHANWOLOKU DB	#38 BUTCH PAU'U LB	#55 LORENZO FAUATEA DL
Tackles 5, Cal/9, Toledo '16	Tackles 7, twice/19, UCLA '16	Tackles 3, at Wisconsin, /3, twice
Solo 5, Cal/8, Toledo '16	Solo 7, at Arizona/11, UCLA '16	Solo 2, Hawai'i/same
Assisted 2, twice/6, at Utah State '17	Assisted 4, Wash./10, at Miss. St. '17	Assisted 2, at Wisconsin/3, at USU '17
TFL 2, Northern Illinois/same	TFL 0.5, Washington/2.5, twice	TFL -/0.5, at USU '17
INT -/2, at Mississippi St. '17	PBU -/1, twice	QBH -/1, at Utah State '17
FR 2, Cal/same	PBU -/1 twice	PBU 1, Cal/same
PBU -/3, at ECU '17	QBH 1, Cal/1 twice	
#11 AUSTIN LEE DB	#41 ADAM PULSIPHER LB	#58 URIAH LEIATAUA DL
Tackles 7, at Washington/same	Tackles 8, at Wisconsin/8, twice	Tackles 2, at Arizona/twice
Solo 5, twice/same	Solo 3, at Wisconsin/6, Toledo '16	Solo 1, at Arizona/2, SJSU '17
Assisted 3, twice/same	Assisted 5, at Wisconsin/6, at ECU '17	Assisted 1, at Arizona/1, three times
TFL 1, McNeese/same	TFL -/1, twice	
INT 1, Hawai'i/same	FF -/1, BSU '17	#90 CORBIN KAUFUSI DL
FF 1, McNeese/same	FR -/1, at ECU '17	Tackles 7, twice/9, Miss. St. '17
FR -/1, SJSU ('17)	PBU 1, McNeese/same	Solo 7, at Arizona/same
PBU 1, Boise State/same		Assisted 4, at Wisconsin/9, MSU '17
#16 SIONE TAKITAKI LB	#44 RIGGS POWELL LB	TFL 2, at Arizona/twice
Tackles 12, at Wisconsin/same	Tackles 7, at Boise State/same	Sacks 1, four times/1.5, BSU '16
Solo 8, twice/8, three times	Solo 4, at Boise State/same	FF -/1, twice
Assisted 5, at Wisconsin/7, twice ('17)	Assisted 3, at Boise State/same	QBH 1, NIU/1, four times
TFL 2, Cal/3, PSU ('17)	TFL 1, Boise State/same	PBU 1, at Wisconsin/1, three times
Sacks 1, NIU/1.5, three times		BLKD 1, McNeese/1, four times
QBH 1, three times/2, twice	#46 RHETT SANDLIN LB	#93 BRACKEN EL-BAKRI DL
PBU 2, at Arizona/same	Tackles 2, twice/3, LSU '17	Tackles 4, Cal/same
#18 MICHAEL SHELTON DB	Solo 2, twice/2, twice	Solo 2, Cal/same
Tackles 6, twice/same	Assisted -/1, three times	Assisted 2, Cal/same
Solo 6, McNeese/same	INT 1, McNeese/same	
Assisted 2, three times/2, four times	FR 1, at Boise State/same	#95 KHYIRIS TONGA DL
TFL 1, USU/1, four times		Tackles 4, at Wash./5, at USU '17
INT 1, at BSU/1, three times	#52 TRAJAN PILI DL	Solo 2, four times/3, at USU '17
FF 1, McNeese/same	Tackles 4, at Arizona/same	Assisted 2, twice/2, four times
FR -/1, USU	Solo 3, twice/3, three times	TFL 1.5, at Washington/same
PBU 1, three times/1, seven times	Assisted 1, twice/3, at USU '17	Sacks 1, Hawai'i/1.5, twice '17
#23 ZAYNE ANDERSON LB	TFL 1, at Boise State/2, twice	FF -/1, SJSU '17
Tackles 12, Cal/same	Sacks 1, at BSU/1.5, at BSU '16	QBH 1, McNeese/same
Solo 9, Cal/same	QBH 1, twice/1, four times	PBU 1, twice/1, five times
Assisted 6, at Wisconsin/6, twice	PBU 1, Cal/same	
TFL 1, Cal/same	#99 ZAC DAWE DL	Tackles 3, USU/same
INT 1, at Wisconsin/1, three times		Solo 3, USU/same
		Assisted 1, three times/same
		TFL 1, USU/2, twice
		Sacks 1, at Wisconsin/same



BYU SPECIAL TEAMS BY THE NUMBERS

**2** BYU has forced opponents to attempt 12 field goals this season, but opponents have only made four, ranking No. 2 nationally. Boise State missed a 41-yarder.

**14** The Cougars' special teams unit is tied at No. 14 nationally on opponent punt returns. BYU has only allowed 3.90 yards per return on opponent punt returns.

**40+** Skyler Southam has converted four 40+ yard field goals in his freshman season. He recorded two 40+ field goals in the game against Boise State at 41 and 43 yards. He tallied his career long against McNeese State at 47 yards and kicked a 45 yard field goal to win the game against No. 6 Wisconsin.

BYU SPECIAL TEAMS IN THE NCAA (As of 11.4.18)

TEAM

Yards/Punt Return	7.11 (92)
Yards/Kick Return	18.58 (98)
Net Punting	40.34 (26)
Kickoffs	60.95 (79)
Opponent Kick Returns	19.42 (43)
Opponent Punt Returns	3.90 (14)
Field Goal Percentage	0.667 (91)
Field Goals Made	15 (52)

INDIVIDUAL

Punting	Rhett Almond, 42.5 (43)
Punt Returns	Michael Shelton, 6.9 (44)
Field Goals per Game	Skyler Southam, 2 (49)

#26 | RHETT ALMOND | P | 6-4 | 200 | SR. | VALENCIA, CA | HART HS



- Recorded his longest punt of 57 yards against Northern Illinois
- Has made 60-consecutive PATs
- Made 17 of 21 field goals in 2016- No. 4 at BYU in single-season FG percentage with 80.95 percent
- Kicked a game-winning 19-yard field goal against Toledo in 55-53 win last year

CAREER HIGHS

Most Punts	7, NIU ('18)
Most Punt Yards	294, NIU ('18)
Longest Punt	57, NIU ('18)

2018 PUNTING STATS

GP	PUNT	YDS	AVG	LNG	IN20	50+	FC	TB	BLK
9	35	1,486	42.46	57	10	7	12	1	0

#18 | MICHAEL SHELTON | PR | 5-8 | 175 | SR. | RALEIGH, NC | WAKE FIELD HS



- Recorded two punt returns for 29 yards against McNeese
- Had a 31-yard kick return vs. UNLV in 2017
- Posted six punt returns for 86 yards against UMass in 2017
- Had 373 all-purpose yards on both punt and kick returns in 2017

CAREER HIGHS

Kick Returns	5, at Fresno St. ('17)
Kick Return Yards	99, at Fresno St. ('17)
Long Kick Return	31, at UNLV ('17)
Punt Returns	6, UMass ('17)
Punt Return Yards	86, UMass ('17)
Long Punt Return	40, Wagner ('15)

2018 RETURN STATS

GP	PR	YDS	AVG	LNG	TD
9	17	118	6.9	37	0

#20 | SKYLER SOUTHAM | K | 6-0 | 195 | FR. | HEBER CITY, UT | WASATCH HS



- Tallied career high of seven PAT's against Hawai'i
- Recorded a career long 47-yard field goal against McNeese
- Made a 45-yard game winning field goal against No. 6 Wisconsin
- Made first career field goal against Cal for 36 yards
- Went 4 for 4 on PATs in his collegiate debut at Arizona

CAREER HIGHS


Most PATs	7, Hawai'i ('18)
Most PAT Att	7, Hawai'i ('18)
Most Points	12, McNeese ('18)
Most FGM	3, McNeese ('18)
Long FGM	47, McNeese ('18)

2018 FIELD GOAL STATS

GP	0-19	20-29	30-39	40-49	50+	FGM	FGA	PCT	LNG	XPM	XPA	PCT	PTS
9	0-0	2-2	3-3	2-4	0-2	10	15	66.67	47	21	22	95.45	51

2018 PAT STATS

#29 | ANDREW MIKKELSEN | K | 6-0 | 200 | SR. | CANBY, OR | OREGON STATE



- Kicked-off seven times against Hawai'i for a season high of 431 yards
- Averages 62.6 yards per kick off
- Kicked a career-high 503 yards on eight kicks against San Jose State in 2017

CAREER HIGHS

Kick Offs	8, SJSU ('17)
Kick Off Yards	503, SJSU ('17)

2018 KICKOFF STATS

GP	KO	YDS	AVG	TB	OB
9	39	2,430	62.31	11	3

#15 | ALEVA HIFO | KR | 5-10 | 185 | JR. | MENIFEE, CA | HERITAGE HS



- Career-high of four kickoff returns for 78 yards against Utah State
- Season-long return of 25 yards against Hawai'i
- Returned one punt against Hawai'i for 10 yards
- Had 21 kick returns for 440 yards for a 21.0 yard average in 2016

CAREER HIGHS

Kick Returns	4, Utah State ('18)
Kick Return Yards	148, Toledo ('16)
Long Kick Return	50, at WVU ('16)

2018 RETURN STATS

GP	KR	YDS	AVG	LNG	TD
8	7	135	19.3	25	0

OTHER SPECIAL TEAMERS

#2 Matt Hadley, KR/RB, Sr.

Posted seven kick returns for 195 yards, leading the team with a 27.9 kick return average in 2016. Recorded a career-high return of 41 yards against West Virginia.

#3 Dylan Collie, PR/WR, Sr.

At Hawaii in 2017, returned four punts for 19 yards. Posted a long of 11 yards with an average of 4.8 per return.

#19 Danny Jones, P, So.

Had one punt for 38 yards against No. 11 Washington. Recorded his first two career punt against McNeese for 81 yards. Played Australian rules football for the Birch-chip-Watchem Bulls and Bendigo Pioneers before coming to BYU.

#25 Tanner Jacobson, DB, Sr.

Returned his first kickoff in the 2018 season for 10 yards against Hawai'i

#45 Tyler Allgeier, RB/KR, Fr.

Returned his first kickoff in the game against Hawai'i for 21 yards. Had a career-long 36 yard kickoff return against Northern Illinois

#98 Mitch Harris, LS, Sr.

Tallied his first career fumble recovery against No. 11 Washington to put the Cougars in scoring position. BYU's primary long snapper in 2018.

## KALANI SITAKE

### HEAD COACH

#### YEARS AT BYU

3rd year at BYU

#### YEARS OVERALL

3rd year as head coach, over 15 years in coaching

Kalani Sitake (pronounced kah-lah-nee see-tah-kay) was named head coach overseeing the BYU football program on December 19, 2015, by director of athletics Tom Holmoe.

Sitake is the 14th head coach in BYU history. He came to BYU from Oregon State, where he served as assistant head coach and defensive coordinator.

A former Cougar running back (1994, 1997-2000), Sitake returned to his alma mater with 15 years of coaching experience, including seven years a defensive coordinator and four seasons as an assistant head coach. He enters his 18th season overall in 2018.

Prior to serving as assistant head coach and defensive coordinator at Oregon State in 2015, Sitake spent 10 seasons at the University of Utah. He started at Utah in 2005 as the linebackers coach and was promoted to defensive coordinator in 2009 before also being named assistant head coach in 2012.

Sitake coached several Pac-12 and Mountain West Conference honorees, including Morris Trophy winners Star Lotulelei (2011) and Nate Orchard (2014). He also helped 14 players who became NFL Draft picks during his time at Utah, coaching 12 all-league players and three freshmen All-Americans. He helped the Utes win seven of eight bowl games during his tenure.

During his career, Sitake has helped mentor 16 NFL Draft picks, including BYU linebacker Fred Warner, drafted in the third round in 2018 by the San Francisco 49ers, and running back Jamaal Williams, who was selected in the fourth round by the Green Bay Packers in the 2017 NFL Draft. Williams finished his BYU career as the school's all-time leading rusher after averaging the nation's fifth-best per-game totals at 137.5 yards per outing for Sitake's Cougars in 2016.

Sitake began his coaching career in 2001 as the defensive backs and special teams coach at Eastern Arizona before becoming a defensive graduate assistant at BYU in 2002. Sitake then joined the staff at Southern Utah where he coached running backs, tight ends and offensive line during the 2003 and 2004 seasons.

Born in Nuku'alofa, Tonga, and raised in Laie, Hawai'i and Provo, Utah, Sitake becomes the first FBS head football coach of Tongan descent. He is just the fourth BYU head coach to guide the program since 1972, when Hall of Fame coach LaVell Edwards took over the program. He is the first former player under Edwards to be named head coach at BYU.

Sitake began his BYU playing career in 1994 prior to serving a two-year mission for The Church of Jesus Christ of Latter-day Saints to Oakland, California. After returning and redshirting in 1997, Sitake was a three-year starter at fullback for the Cougars from 1998-2000 under Edwards.

He was named BYU's Football Scholar Athlete of the Year in 1998, Impact Player of the Year in 1999, along with team captain and the most valuable running back in 2000. He signed a free agent contract with the Cincinnati Bengals in 2001, but was forced to retire due to an injury.

Sitake graduated from BYU in 2000 with a bachelor's degree in English. He and his wife Timberly have three children, Skye, Sadie and Kelaokalani (KK).

### Notables

- 13 All-Conference players at Oregon State and Utah
- 16 NFL Draft picks
- 5 Freshmen All-Americans
- Coached in 9 bowl games

### NFL Draft Picks coached by Sitake

- Star Lotulelei (1st Rd, Carolina)
- Koa Misi (2nd Rd, Miami)
- Eric Rowe (2nd Rd, Philadelphia)
- Nate Orchard (2nd Rd, Cleveland)
- Jeremiah Poutasi (3rd Rd, Tennessee)
- Fred Warner (3rd Rd, 49ers)
- Jamaal Williams (4th Rd, Green Bay)
- Keith McGill (4th Rd, Oakland)
- Robert Johnson (5th Rd, Tennessee)
- Stevenson Sylvester (5th Rd, Pittsburgh)
- Brandon Burton (5th Rd, Minnesota)



### SITAKE COACHING EXPERIENCE

2016-	BYU	Head Coach
2015	Oregon State	Assistant HC/DC
2012-14	Utah	Assistant HC/DC/ Linebackers
2009-12	Utah	Def. Coordinator/LB
2005-08	Utah	Linebackers
2004	Southern Utah	Offensive Line/TE
2003	Southern Utah	Running Backs/TE
2002	BYU	GA-Defense
2001	Eastern Arizona	Defensive Backs/Sp. Teams

- Spencer Toone (5th Rd, Tennessee)
- Kaelin Clay (6th Rd, Tampa Bay)
- R.J. Stanford (7th Rd, Carolina)
- Joe Kruger (7th Rd, Philadelphia)
- Trevor Reilly (7th Rd, New York Jets)

### Playing Career

- 1994, 97-2000 BYU fullback
- Team captain 2000
- Signed with Cincinnati Bengals in 2001

### Education/Family

- Bachelor of Arts - English (2000)
- Married to Timberly Friddle
- 3 children: Skye, Sadie, Kelaokalani
- Birthplace: Nuku'alofa, Tonga
- Hometown: Laie, Hawai'i/Provo, Utah
- LDS Mission: Oakland, California

## BYU COACHING STAFF

### Asst. HC/Sp. Tms. Coord./LB Ed Lamb (Booth)

BYU, Assistant Head Coach (2016-present)  
Southern Utah, Head Coach (2008-15)  
USD, Defensive Backs, Special teams & Recruiting coord.(2005-07)  
University of Idaho, Defensive coordinator (2002-03)  
BYU, Defensive graduate assistant—Linebackers (2001)  
University of Redlands, defensive coord. (1998-00), defensive line (1997)

### Offensive Coord. Jeff Grimes (Booth)

BYU, Offensive Coordinator (2018-present)  
LSU, Run game coordinator, offensive line (2014-17)  
Virginia Tech, Run game coordinator, offensive line (2013)  
Auburn, Offensive line (2009-12)  
Colorado, Asst. head coach, run game coord., offensive line (2007-08)  
BYU, Offensive line (2004-06)  
Arizona State, Run game coordinator, offensive line (2001-03)  
Bosnie State, Offensive line (2000)  
Hardin-Simmons, Offensive line (1998-99)  
Texas A&M, Graduate assistant (1996-97)  
Rice, Graduate assistant (1995)  
Riverside HS, Coach (1993-94)

### Defensive Coord./DL Ilaia Tuiaki (Field)

BYU, Defensive Coordinator (2016-present)  
Oregon State, Linebackers & Special Teams (2015)  
Utah, defensive line (2013-14), fullbacks, tight Ends (2012)  
Utah State, Running Backs (2011), Running Backs & Special Teams (2009-10)  
Utah, Defensive Graduate Assistant (2008)  
Kearns HS, Offensive Coord. (2007), Receivers & Outside Linebackers (2006)

### Pass Game Coord./QB Aaron Roderick (Booth)

BYU, Passing game coord., quarterbacks (2018-present)  
Utah (2005-13)  
Co-offensive coordinator, quarterbacks (2015-16)  
Passing game coordinator, quarterbacks (2014)  
Passing game coordinator, wide receivers (2012-13)  
Co-offensive coordinator, wide receivers (2010)  
Wide receivers (2005-13)  
Southern Utah, offensive coord., quarterbacks, recruiting coord. (2003-04)  
Snow College, Running backs (2002)  
BYU, Graduate assistant – linebackers (1999)  
Receivers (2000-01)

### Offensive Line Ryan Pugh (Field)

BYU, Offensive line (2018-present)  
UT-San Antonio, Offensive line (2016-17)  
LSU, Graduate assistant – offensive line (2015)  
Cincinnati, Graduate assistant – offensive line (2014)  
Virginia Tech, Graduate assistant – offensive line (2013)  
Auburn, Graduate assistant – offensive line (2012)

### Wide Receivers Fesi Sitake (Field)

BYU, Wide Receivers (2018-present)  
Weber State, Off. Coord. (2016-17), Passing game coord., WR (2014-15)

### Tight Ends Steve Clark (Booth)

BYU, Tight Ends Coach (2016-present)  
Weber State, Offensive Coordinator, Quarterbacks (2014-16)  
Southern Utah, Offensive Coordinator, Quarterbacks (2008-13)  
BYU, Graduate Assistant w/offensive line & special teams (2005-07)  
Utah, Defensive assistant (2004)  
St. Mary's, Passing Game Coordinator (2003)  
Utah, Director of Operations (2002)  
Provo High School, Offensive coord. (1997-2000), assistant (1994-1996)

### Running Backs AJ Steward (Field)

BYU, Running Backs Coach (2018-present)  
Rice, Running backs (2014-17), Graduate Assistant (2012-13)

### Cornerbacks Jernaro Gilford (Field)

BYU, Cornerbacks Coach (2016-present)  
Southern Utah, Secondary Coach (2014-15)  
Whittier College, Graduate Assistant, Cornerbacks & Special Tms (2012-13)

### Safeties Preston Hadley (Booth)

BYU, Safeties (2018-present)  
Weber State, Secondary, recruiting coordinator (2016-17)  
Santa Ana College, Cornerbacks, kick/punt teams, recruiting coord. (2015)  
BYU, Graduate assistant – defensive backs, wide receivers (2013-14)



**KALANI SITAKE**

Head Coach - **Field**

(kah-Lah-nee See-Tah-kay)



**ED LAMB**

Assistant Head Coach/LB/  
Special Teams Coordinator - **Booth**



**JEFF GRIMES**

Offensive Coordinator - **Booth**



**ILAISA TUIAKI**

Defensive Coordinator/DL - **Field**

(ee-LIE-suh Too-ee-ah-kee)



**AARON RODERICK**

Pass Game Coordinator/QB - **Booth**



**RYAN PUGH**

Offensive Line - **Field**

(Like Hugh with a P)



**STEVE CLARK**

Tight ends - **Booth**



**FESI SITAKE**


Wide receivers - **Field**

(Fess-ee See-Tah-kay)



**AJ STEWARD**

Running Backs - **Field**



**JERNARO GILFORD**

Cornerbacks - **Field**

(Jer-nar-oh)



**PRESTON HADLEY**

Safeties - **Booth**



**TEAM OFFENSE****SCORED 70 POINTS OR MORE:**

BYU: 2015, vs. Wagner (W, 70-6)  
Opp: 2001, vs. Hawai'i (L, 72-45)

**SCORED 60-69 POINTS:**

BYU: 2014, vs. SSU (W, 64-0)  
Opp: 2001, Hawai'i (L, 72-45)

**SCORED 50-59 POINTS:**

BYU: 2016, UMass (W, 51-9)  
Opp: 2016, Toledo (W, 55-53)

**SCORED DOUBLE-DIGITS EVERY QUARTER:**

BYU: 2015, 10, 14, 14, 13 at Utah State (W, 51-28)  
Opp: 2007, 14, 17, 14, 10 at Tulsa (L, 47-55)

**TOUCHDOWNS ON THE FIRST TWO DRIVES:**

BYU: 2018 vs. Hawai'i (W 49-23)  
Opp: 2018, at Boise State (L, 21-16)

**DID NOT SCORE A TOUCHDOWN:**

BYU: 2018, vs. Northern Illinois (L, 7-6)  
Opp: 2018, vs. McNeese (W, 30-3)

**TOTAL OFFENSE 600 YARDS OR MORE:**

BYU: 2015, 741 vs. Wagner (W, 70-6)  
Opp: 2016, 692 vs. Toledo (W, 55-53)

**TOTAL OFFENSE 500-599 YARDS:**

BYU: 2017, 598 vs. San Jose State (W, 41-20)  
Opp: 2017, 546 at Mississippi State (L, 35-10)

**TOTAL OFFENSE 200 YARDS OR LESS:**

BYU: 2018, 194, at Washington (L, 35-7)  
Opp: 2016, 200 vs. Utah State (W, 28-10)

**PASSING 500 YARDS OR MORE:**

BYU: 2007, 537 at Tulsa (L, 47-55)  
Opp: 2016, 505 vs. Toledo (W, 55-53)

**PASSING 400-499 YARDS:**

BYU: 2016, 441 vs. SUU (W, 37-7)  
Opp: 2016, 442 at Boise State (W, 28-27)

**PASSING 300-399 YARDS:**

BYU: 2018, 322 vs. Utah State (L, 45-20)  
Opp: 2015, 385 vs. ECU (W, 45-38)

**PASSING 51-100 YARDS:**

BYU: 2016, 96 vs. Wyoming (W, 24-21)  
Opp: 2012, 40 at Georgia Tech (W, 41-17)

**PASSING 50 YARDS OR LESS:**

BYU: 2003, 41 vs. Utah (L, 3-0)  
Opp: 2015, 46 vs. Wagner (W, 70-6)

**PASSING 10 COMPLETIONS OR LESS:**

BYU: 2016, 8 vs. Wyoming (W, 24-21)  
Opp: 2018, 10 vs. Northern Illinois (L, 7-6)

**PASSING 5 TOUCHDOWNS OR MORE:**

BYU: 2012, 6 at New Mexico State (W, 50-14)  
Opp: 2008, 5 at Utah (L, 48-24)

**RUSHING 300 YARDS OR MORE:**

BYU: 2017, 338 vs. Toledo (W, 55-53)  
Opp: 2017, 306 at Mississippi State (L, 35-10)

**RUSHING 200-299 YARDS:**

BYU: 2018, 280, vs. Hawai'i (W, 49-23)  
Opp: 2018, 223 vs. Utah State (L, 45-20)

**RUSHING 51-100 YARDS:**

BYU: 2018, 96 at Boise State (L, 21-16)  
Opp: 2018, 89 vs. Northern Illinois (L, 7-6)

**RUSHING 50 YARDS OR LESS:**

BYU: 2018, 39, vs. Utah State (L, 45-25)  
Opp: 2016, 40 vs. UMass (W, 51-9)

**RUSHING ZERO YARDS OR LESS:**

BYU: 2017, minus-5 vs. LSU (L, 27-0)  
Opp: 2012, minus-5 vs. WSU (W, 30-6)

**RUSHING 60 ATTEMPTS OR MORE:**

BYU: 2014, 62 vs Houston (W, 33-25)  
Opp: 2010, 65 at Air Force (L, 14-35)

**RUSHING 50-59 ATTEMPTS:**

BYU: 2017, 54 at Hawaii (W 30-20)  
Opp: 2015, 53, at Mississippi State (L 35-10)

**RUSHING 4 TOUCHDOWNS OR MORE:**

BYU: 2018, 4 vs Hawai'i (W, 49-23)

Opp: 2018, 4 at Washington (L, 35-7)

**FIRST DOWNS 30 OR MORE:**

BYU: 2016, 33 vs. SUU (W, 37-7)  
Opp: 2016, 35 at Mississippi State (L, 35-10)

**FIRST DOWNS 10 OR LESS:**

BYU: 2018, 7 at Washington (L, 35-7)  
Opp: 2018, 10 vs. McNeese (W, 30-3)

**THIRD-DOWN CONVERSION 70% OR MORE:**

BYU: 2011, 71% (10/14) vs. New Mexico St (W, 42-7)  
Opp: 2005, 78% (7/9) at Wyoming (W, 35-21)

**THIRD-DOWN CONVERSION 75% OR MORE:**

BYU: 2011, 79% (11/14) at Oregon State (W, 38-28)  
Opp: 2018, 75% (9/12) at Washington (L, 35-7)

**THIRD-DOWN CONVERSION 80% OR MORE:**

BYU: 2015, 89% vs. Wagner (W, 70-6)

**THIRD-DOWN CONVERSION 90% OR MORE:**

BYU: 2010, 92% (12/13) vs. Colorado State (W, 49-10)

**INDIVIDUAL OFFENSE****ALL-PURPOSE 200-299 YARDS:**

BYU: 2017, 213, Squally Canada at UNLV (W 31-21)  
Opp: 2016, J. McNichols 249 at Boise State (L, 28-27)

**ALL-PURPOSE 300 YARDS OR MORE:**

BYU: 2007, A. Collie 366 at Tulsa (L, 47-55)

**ALL-PURPOSE 2 PLAYERS 100 YARDS OR MORE:**

BYU: 2018, T. Shumway 110 & A. Hifo 110 vs. Utah State (L, 45-20)  
Opp: 2018, D. Thompson 131 & G. Bright 120 vs. Utah State (L, 45-20)

**ALL-PURPOSE 3 PLAYERS 100 YARDS OR MORE:**

BYU: 2014, M. Mathews 120, 116 P. Lasike, J. Leslie 101 vs. UNLV (W, 42-23)  
Opp: 2014, S. Williams-Rhodes 108, J. McNichols 128, J. Ajayi 144, T. Sperbeck 148, at Boise State (L, 55-30)

**TOUCHDOWNS SCORED 4 OR MORE IN A QUARTER:**

BYU: 1952, D. Felt (4 rushing) at San Jose State (L, 44-27) NCAA Record

**TOUCHDOWNS SCORED 4 OR MORE IN A HALF:**

BYU: 2010, L. Ashworth (4 receiving) at CSU (W, 49-10)\*

**INDIVIDUAL PASSING****PASSING 600 YARDS OR MORE:**

BYU: 1993, J. Walsh 619 at Utah State (L, 56-58)  
Opp: Never

**PASSING 500-599 YARDS:**

BYU: 2007, M. Hall 537 at Tulsa (L, 55-47)  
Opp: 2016, L. Woodside 505 vs. Toledo (W, 55-53)

**PASSING 400-499 YARDS:**

BYU: 2014, C. Stewart 408 vs. NEV (L, 42-35)  
Opp: 2016, B. Rypien 442 @ Boise State (L, 28-27)

**PASSING NO TOUCHDOWNS:**

BYU: 2018, Z. Wilson at Boise State (L, 21-16)  
Opp: 2018, M. Childers vs. Northern Illinois (L, 7-6)

**PASSING 25-29 COMPLETIONS:**

BYU: 2018, T. Mangum 27 vs. Utah State (L, 45-20)  
Opp: 2017, M. Aaron 25 vs. San Jose State (W, 41-20)

**PASSING 30-39 COMPLETIONS:**

BYU: 2015, T. Mangum 35 vs. UConn (W, 30-13)  
Opp: 2016, L. Woodside 30 vs. Toledo (W, 55-53)

**PASSING 40-49 COMPLETIONS:**

BYU: 2005, J. Beck 41 vs. Boston College (L, 3-20)

**PASSING 50-59 ATTEMPTS:**

BYU: 2015, T. Mangum 53 vs. UConn (W, 30-13)  
Opp: 2014, J. Holman 51 at UCF (L, 31-24)

**PASSING 60 ATTEMPTS OR MORE:**

BYU: 2014, C. Stewart 63 vs. NEV (L, 42-35)

**PASSING 3 TOUCHDOWNS:**

BYU: 2018, Z. Wilson vs. Hawai'i (W, 49-23)  
Opp: 2016, B. Rypien vs. Boise State (L, 28-27)

**PASSING 4 TOUCHDOWNS:**

BYU: 2015, Tanner Mangum 4, at Utah State (W 51-28)  
Opp: 2018, J. Love 4 vs. Utah State (L, 45-20)

**PASSING 5 TOUCHDOWNS:**

BYU: 2012, J. Lark 6 at New Mexico State (W, 50-14)  
Opp: 2016, L. Woodside 5 vs. Toledo (W, 55-53)

**PASSING 6 TOUCHDOWNS:**

BYU: 2012, J. Lark 6 at New Mexico State (W, 50-14)

**PASSING 7 TOUCHDOWNS OR MORE:**

BYU: 2008, M. Hall 7 vs. UCLA (W, 59-0)

**NON-QB PASSING TOUCHDOWN:**

BYU: 2018, A. Hifo 31-yards to M. Laulu-Pututau vs. Wisconsin (W 24-21)

**INDIVIDUAL RECEIVING****RECEIVING 150-199 YARDS:**

BYU: 2015, M. Juergens 172 vs. Boise State (W, 35-24)  
Opp: 2016, J. Johnson 182, C. Thompson 161 vs. Toledo (W, 55-53)

**RECEIVING 200 YARDS OR MORE:**

BYU: 2008, D. Pitta 213 vs. Northern Iowa (W, 41-17)

**RECEIVING 10-14 RECEPTIONS:**

BYU: 2015, M. Juergens 10 vs. UConn (W, 30-13)  
Opp: 2015, I. Jones 10 vs. ECU (W, 45-38)

**RECEIVING 15 RECEPTIONS OR MORE:**

BYU: 2014, M. Mathews 16 vs. NEV (L, 42-35)

**10 RECEIVERS WITH AT LEAST 1 CATCH:**

BYU: 2018, 10 at Boise State (L, 21-16)  
Opp: 2016, 10 vs. West Virginia (L, 35-32)

**RECEIVING 3 TOUCHDOWNS:**

BYU: 2013, Mitch Mathews 3 at Utah State (W, 31-14)  
Opp: 2016, J. Johnson 3 vs. Toledo (W, 55-53)

**RECEIVING 4 TOUCHDOWNS OR MORE:**

BYU: 2012, C. Hoffman 5 at New Mexico State (W, 50-14)

**RECEIVING 50-69 YARD TOUCHDOWN:**

BYU: 2015, N. Kurtz 53 yards from T. Mangum vs. Cincinnati (W, 38-24)  
Opp: 2013, D. Daniels 61 yards from T. Rees at Notre Dame (L, 23-13)

**RECEIVING 70-79 YARD TOUCHDOWN:**

BYU: 2016, J. Trinaman 75 vs. Toledo (W, 55-53)  
Opp: 2016, B. Davis 70 vs. UMass (W, 51-9)

**RECEIVING 80 YARD or more TOUCHDOWN:**

BYU: 2015, M. Juergens 84 vs. Boise State (W, 35-24)

**RECEIVING TWO 100-YARD RECEIVERS:**

BYU: 2015, D. Blackmon 105, M. Juergens 172 vs. Boise State (W, 35-24)  
Opp: 2016, T. Sperbeck 109, J. McNichols 109 @ Boise State (L, 28-27)

**INDIVIDUAL RUSHING****RUSHING 20-29 CARRIES:**

BYU: 2018, S. Canada 24, at Arizona (W 28-23)  
Opp: 2018, A. Mattison 25, at Boise State (L, 21-16)

**RUSHING 30-34 CARRIES:**

BYU: 2016, J. Williams 30 at Michigan State (W, 31-14)  
Opp: 2016, J. McNichols 20 @ Boise State (L, 28-27)

**RUSHING 35 CARRIES OR MORE:**

BYU: 1976, J. Blanc 36 vs. Wyoming (L, 29-34)  
Opp: 2003, J. Jones 35 at Notre Dame (L, 33-14)

**RUSHING 100-149 YARDS:**

BYU: 2018, S. Canada 118 vs. Wisconsin (W, 24-21)  
Opp: 2018, D. Thompson 109 vs. Utah State (L, 45-20)

**RUSHING 150-199 YARDS:**

BYU: 2016, J. Williams 163 at Michigan State (W, 31-14)  
Opp: 2016, K. Hunt 146 vs. Toledo (W, 55-53)

**RUSHING 200 YARDS OR MORE:**

BYU: 2017, S. Canada 213 at UNLV (W 31-21)  
Opp: 2015, P. Perkins 220 at UCLA (L, 24-23)

**RUSHING TWO 100-YARD RUSHERS:**

BYU: 2016, J. Williams 170 & T. Hill 101 vs. West Virginia (L, 35-32)  
Opp: 2017, A. Williams 114 & N. Fitzgerald 103 at Miss. State (L, 35-10)

**RUSHING THREE 100-YARD RUSHERS:**

BYU: 2001, L. Staley 142, B. Doman 116, B. McDonald 110; vs. Tulane (W, 70-35)



**RUSHING 5 TOUCHDOWNS OR MORE:**

BYU: 2016, J. Williams 5 vs. Toledo (W, 55-53)

**RUSHING 4 TOUCHDOWNS:**

BYU: 2005, C. Brown 4 vs. Air Force (W, 62-41)  
Opp: 2002, C. Harridge 4 Air Force (L, 52-9)

**RUSHING 3 TOUCHDOWNS:**

BYU: 2018, S. Canada at Arizona (W 28-23)  
Opp: 2014, P. Lynch 3 vs. Memphis (L, 55-48 20T)

**RUSHING 50-69-YARD TOUCHDOWN:**

BYU: 2016, J. Williams 62 vs. Toledo (W, 55-53)  
Opp: 2015, C. Keeton 52 at Utah State (W 51-28)

**RUSHING 70-YARD TOUCHDOWN OR MORE:**

BYU: 2017, KJ Hall 75 yards vs. San Jose State (W 41-20)  
Opp: 2011, P. McCarty 82 yards vs. Idaho (W, 42-7)

**TEAM DEFENSE****TACKLES 90-99:**

BYU: 2013, 96 vs. Boise State (W, 37-20)  
Opp: 2016, 93 at Cincinnati (W, 20-3)

**TACKLES 100 OR MORE:**

BYU: 2017, 107 at Mississippi State (L, 35-10)  
Opp: 2013, 117 at Houston (W, 47-46)

**TACKLES 3 WITH DOUBLE-DIGITS:**

BYU: 2013, U. Unga 17, S. Hadley 12, A. Fua 12 vs. Boise State (W, 37-20)  
Opp: 2017, A. Ramseur 12, D. Sutton 10, J. Williams 10 at ECU (L, 33-17)

**TACKLES 4 WITH DOUBLE-DIGITS:**

BYU: 2009, Denney 13, Johnson 11, Doman 11, Jorgensen 10 vs. Air Force (W, 38-21)  
Opp: 2013, Oliphant 16, Taylor 15, McDonald 13, Mathews 12, Stewart 10, McMillian 10 at HOU (W, 47-46)

**SACKS 5 OR MORE:**

BYU: 2016, 5 vs. UMass (W, 51-9)  
Opp: 2018, 7 at Boise State (L, 21-16)

**TURNOVERS CAUSED 4-5:**

BYU: 2018, 4 vs. McNeese (W, 30-3)  
Opp: 2014, 4 vs. Memphis (L, 55-48 20T)

**TURNOVERS CAUSED 6 OR MORE:**

BYU: 2016, 6 at Utah (L, 19-20)  
Opp: 2017, 7 at Utah State (L, 40-24)

**INTERCEPTIONS 4 OR MORE:**

BYU: 2006, 4 vs. UNLV (W, 52-7)  
Opp: 2017, 4 vs. UMass (L, 16-10)

**FUMBLES RECOVERED 3-4:**

BYU: 2017, 4 vs. San Jose State (W, 41-20)  
Opp: 2014, 3 at Boise State (L, 21-16)

**FUMBLES RECOVERED 5 OR MORE:**

Opp: 2011, 6 vs. Utah (L, 54-10)

**FUMBLES FORCED 5 OR MORE:**

BYU: 2008, 5 vs. Northern Iowa (W, 41-17)  
Opp: 2011, 7 vs. Utah (L, 54-10)

**SCORED A DEFENSIVE TOUCHDOWN:**

BYU: 2018, FF return vs. Cal (L, 21-18)  
Opp: 2018, INT return vs. Utah State (L, 45-20)

**SCORED TWO DEFENSIVE TOUCHDOWNS:**

BYU: 2016, 2 INT returns at Boise State (L, 27-27)  
Opp: 2015, 2 INT returns at Utah State (L, 40-24)

**RETURNED AN INT FOR A TOUCHDOWN:**

BYU: 2017, at Utah State (L, 40-24)  
Opp: 2018, vs. Utah State (L, 45-20)

**RETURNED TWO INTS FOR TOUCHDOWNS:**

BYU: 2016, Fred Warner & Dayan Lake at Boise State (L, 28-27)  
Opp: 2017, J. Davis twice at Utah State (L, 40-24)

**FUMBLE RECOVERY/RETURN FOR TD:**

BYU: 2018, vs. Cal (L, 21-18)  
Opp: 2012, at Utah (L, 24-21)

**SAFETY WAS SCORED:**

BYU: 2014, vs. SSU (W, 64-0)  
Opp: 2017, vs. Wisconsin (L, 40-6)

**INDIVIDUAL DEFENSE****TACKLES 15 OR MORE:**

BYU: 2016, F. Bernard 16 vs. Mississippi State (W, 28-21)  
Opp: 2014, T. Plummer 17 at UCF (L, 31-24)

**TACKLES FOR LOSS 4 OR MORE:**

BYU: 2015, B. Kaufusi 4 vs. Fresno State (W 52-10)  
Opp: 2014, T. Plummer 4.5 at UCF (L, 31-24)

**SACKS 2:**

BYU: 2018, C. Kaufusi 2 vs. Hawaii (W, 49-23)  
Opp: 2018, C. Weaver 2 at Boise State (L, 21-16)

**SACKS 3:**

BYU: 2015, B. Kaufusi 3 vs. Fresno State (W 52-10)  
Opp: 2014, M. Brown 3 at Texas (W, 41-7)

**SACKS 4 OR MORE:**

BYU: 1999, S. Gali 4 vs. New Mexico (W, 31-7)  
Opp: 2008, J. Hughes 4 vs. TCU (L, 32-7)

**INTERCEPTION RETURNED FOR A TD:**

BYU: 2017, M. Hannemann at Utah State (L, 40-24)  
Opp: 2018, T. Galeai vs. Utah State (L, 45-20)

**INTERCEPTIONS 2:**

BYU: 2017, D. Ghanwoloku at Mississippi State (L, 35-10)  
Opp: 2016, S. Tauteoli at Utah (L, 19-20)

**INTERCEPTIONS 3 OR MORE:**

BYU: 2015, K. Nacua vs. Boise State (W, 35-24)  
Opp: 2017, J. Davis at Utah State (L, 40-24)

**FUMBLE WAS RETURNED FOR A TD:**

BYU: 2018, D. Ghanwoloku vs. Cal (L, 21-18)  
Opp: 2012, M. Lee at Utah (L, 24-21)

**FUMBLE FORCED 2:**

BYU: 2015, B. Kaufusi 2 at Missouri (L, 20-16)  
Opp: 2012, K. Smith 2 at San Jose State (L, 20-14)

**FUMBLE RECOVERIES 3 OR MORE:**

BYU: 2005, J. Luettgerodt at Wyoming (W, 35-21)

**SPECIAL TEAMS****SCORED 15 OR MORE POINTS KICKING:**

BYU: 2013, J. Sorensen 16 vs. Texas (W, 40-21)  
Opp: 2014, I. Frye 15 vs. UVa (W, 41-33)

**FIELD GOAL 40-49 YARDS:**

BYU: 2018, S. Southam 43 at Boise State (L, 21-16)  
Opp: 2018, D. Eberle 47 vs. Utah State (L, 45-20)

**FIELD GOAL 50 YARDS OR MORE:**

BYU: 2006, J. McLaughlin 53 yards at Air Force (W, 33-14)  
Opp: 2013, J. Elliott 53 yards vs. Memphis (L, 55-48 20T)

**FIELD GOAL BLOCK:**

BYU: 2018, C. Kaufusi vs. McNeese (W 30-3)  
Opp: 2016, D. Moa at Boise State (L, 28-27)

**FIELD GOAL BLOCKED FOR A TOUCHDOWN:**

BYU: 2001, R. Denney at SDSU (W, 59-21)

**FIELD GOALS 4 OR MORE CONVERTED:**

BYU: 2018, S. Southam 4 vs. Arizona (W, 28-23)  
Opp: 2017, M. Gay 4 vs. Utah (L, 19-13)

**FIELD GOAL GAME-WINNING:**

BYU: 2018, vs. Wisconsin (W, 24-21)  
Opp: 2006, at Arizona (L, 16-13)

**PAT 10 OR MORE CONVERTED:**

BYU: 2001, M. Payne 10 vs. Tulane (W, 70-35)  
2015, T. Samson 10 vs. Wagner (W, 70-6)

**BLOCKED A PAT:**

BYU: 2015, L. Taele, vs. Wagner (W 70-6)  
Opp: 2012, B. Yap vs. Hawaii (W, 47-0)

**TWO-POINT PAT WAS CONVERTED:**

BYU: 2018, T. Mangum pass to M. Simon, Cal (L, 21-18)  
Opp: 2016, Roberts pass Woodside, Toledo (W 55-53)

**KICKOFF RETURN TEAM 150 YARDS OR MORE:**

BYU: 2011, 167 vs. TCU (L, 38-28)  
Opp: 2014, 166 vs. Memphis (L, 55-48 20T)

**KICKOFF RETURN 100 TOTAL YARDS OR MORE:**

BYU: 2016, A. Hifo 148 vs. Toledo (W, 55-53)  
Opp: 2015, D. Fuller 114 at UCLA (L, 24-23)

**KICKOFF RETURN 50-99 YARDS:**

BYU: 2016, A. Hifo 66 vs. Wyoming (W, 24-21)  
Opp: 2018, J. Augafa 89 vs. Hawai'i (W, 49-23)

**KICKOFF RETURN 100 YARDS:**

BYU: 1996, J. Dye vs. UTEP (W, 40-18)

**KICKOFF RETURN FOR A TOUCHDOWN:**

BYU: 2014, A. Hine vs. UVa (W, 41-33)  
Opp: 2013, J. Ross vs. Washington (L, 31-16)

**PUNT RETURN TEAM 100 YARDS OR MORE:**

BYU: 2013, 107 vs. Mid. Tenn. (W, 37-10)

**PUNT RETURN FOR A TD:**

BYU: 2013, J. Falslev vs. MTSU (W, 37-10)  
Opp: 2001, C. Owens at Hawai'i (L, 72-45)

**PUNT WAS BLOCKED:**

BYU: 2016, by M. Unga vs. UMass (W, 51-9)  
Opp: 2015, by T. Hlcks vs. ECU (W, 45-38)

**PUNT BLOCKED FOR A TOUCHDOWN:**

BYU: 2004, by G. Lovely at Air Force (W, 41-24)  
Opp: 2015, by T. Hlcks (rec. by Y. Bowden for TD) vs. ECU (W, 45-38)

**PUNT 60-69 YARDS:**

BYU: 2016, J. Linehan 62 vs. Mississippi State (W, 28-21)  
Opp: 2015, S. Geraci 61 vs. Cincinnati (W, 38-24)

**PUNT 70-79 YARDS:**

BYU: 2015, J. Linehan 77 at Nebraska (W, 33-28).  
Opp: 2011, T. Campbell 73 at Ole Miss (W, 14-13)

**PUNT 80 YARDS OR MORE:**

BYU: 2014, S. Arellano 81 at Middle Tennessee (W, 27-7)

**PUNT AVERAGE 50 OR MORE (min. 3):**

BYU: 2015, J. Linehan 51.0 at Nebraska (W, 33-28)  
Opp: 2014, A. Vozenilek 50.7 vs. UVa (W, 41-33)

**DID NOT PUNT DURING ENTIRE GAME:**

BYU: 2015, vs. Wagner (W 70-6)

**GENERAL****DEFEATED A RANKED OPPONENT:**

BYU: 2018, vs. No. 6 Wisconsin (W, 24-21)  
Opp: 2018, at Washington (L, 35-7)

**THE LAST TIME OVERTIME WAS PLAYED:**

BYU: 2016, vs. Mississippi State (W, 28-21 20T)

**TEAM WAS AHEAD AT HALF AND LOST:**

BYU: 2018, vs. Northern Illinois (ahead 3-0, lost 7-6)  
Opp: 2016, vs. Mississippi State (ahead 14-7, lost 28-21)

**SHUTOUT BY OPPONENT IN FIRST HALF:**

BYU: 2018, at Washington (L, 35-7)  
Opp: 2018, vs. Northern Illinois (L, 7-6)

**SHUTOUT BY OPPONENT IN SECOND HALF:**

BYU: 2017, vs. Boise State (L, 24-7)  
Opp: 2018, vs. McNeese (W, 30-3)

**SHUTOUT BY OPPONENT:**

BYU: 2017, vs. LSU (L, 27-0)  
Opp: 2014, Savannah State (W 64-0)

**PENALTIES 10 OR MORE:**

BYU: 2018, 10 at Arizona (W, 28-23)  
Opp: 2018, 10 vs. Northern Illinois (L, 7-6)

**PENALTY YARDS 100 OR MORE:**

BYU: 2016, 112 at Utah (L, 19-20)  
Opp: 2018, 125 vs. USU (L, 45-20)

**PENALTIES 1 OR LESS:**

BYU: 2017, at Hawaii (W 30-20)  
Opp: 2011, vs. Tulsa (W, 24-21)

**NO TURNOVERS:**

BYU: 2018, at Wisconsin (W 24-21)  
Opp: 2018, vs. Northern Illinois (L 7-6)

**TIME OF POSSESSION 40 MINUTES OR MORE:**

BYU: 2015, 40:37 at UCLA (L, 24-23)  
Opp: 2017, 40:09 vs. Wisconsin (L 40-6)

**Quickie Statistics (Final)**  
BYU vs Arizona (09/01/18 at Tucson, Ariz.)

		BYU	ARIZ
Score		28	23
<b>FIRST DOWNS</b>		22	22
<b>RUSHES-YARDS (NET)</b>		43-183	35-129
<b>PASSING YDS (NET)</b>		209	197
Passes Att-Comp-Int		28-18-0	34-17-0
<b>TOTAL OFFENSE PLAYS-YARDS</b>		71-392	69-326
Fumble Returns-Yards		0-0	0-0
Punt Returns-Yards		3-45	0-0
Kickoff Returns-Yards		0-0	3-71
Interception Returns-Yards		0-0	0-0
Punts (Number-Avg)		4-40.0	5-45.6
Fumbles-Lost		0-0	0-0
Penalties-Yards		10-94	4-26
Possession Time		36:33	23:27
Third-Down Conversions		5 of 12	6 of 15
Fourth-Down Conversions		1 of 2	2 of 2
Red-Zone Scores-Chances		3-3	4-4

BYU	No.	Gain	Loss	Net	TD	Lg	Avg
Rushing							
CANADA, Squally	24	98	3	9	4.1		
KATO, Lopini	8	40	1	39	10	4.9	
HIFO, Aleva	4	19	0	19	0	4.8	
COLLIE, Dylan	1	13	0	13	0	13.0	

Arizona	No.	Gain	Loss	Net	TD	Lg	Avg
Rushing							
Taylor, J.J.	18	89	4	85	1	26	4.7
Brightwell, G.	9	30	0	30	0	7	3.3
Tate, K.	8	26	12	14	1	10	1.8

BYU	C-A-I	Yds	TD	Long	Sack
Passing					
MANGUM, Tanner	18-28-0	209	1	30	0

Arizona	C-A-I	Yds	TD	Long	Sack
Passing					
Tate, K.	17-34-0	197	1	33	1

BYU	No.	Yards	TD	Long
Receiving				
LAULU-PUTUTAU, M	3	24	0	10
PAUUI, Neil	3	10	0	4
HIFO, Aleva	2	36	0	30
CANADA, Squally	2	29	0	15

Arizona	No.	Yards	TD	Long
Receiving				
Poindexter, S.	4	68	0	33
Ellison, T.	4	45	1	15
Taylor, J.J.	4	27	0	18
Peterson, C.	2	24	0	16

BYU	No.	Yds	Avg	Long	In20	TB
Punting						
ALMOND, Rhett	4	160	40.0	44	1	0

Arizona	No.	Yds	Avg	Long	In20	TB
Punting						
Klumph, D.	5	228	45.6	53	1	1

BYU	No.	Yards	TD	Long
Punt Returns				
SHELTON, Michael	3	45	0	37

Arizona	No.	Yards	TD	Long
Punt Returns				
Taylor, J.J.	3	71	0	25

BYU	UA-A	Total	Sacks	TFL
Tackles				
KAUFUSI, Corbin	7-0	7	1.0	2.0
PAUUI, Butch	7-0	7	0.0	0.0
WILCOX, Chris	5-0	5	0.0	0.0
ANDERSON, Zayne	3-2	5	0.0	0.0

Arizona	UA-A	Total	Sacks	TFL
Tackles				
Schooler, C.	6-10	16	0.0	1.0
Hayes, I.	11-2	13	0.0	0.0
Friedls, H.T.	8-3	11	0.0	0.0
Hough, T.	4-2	6	0.0	0.0

Qtr	Time	Scoring Play	V-H
2nd	09:58	BYU - CANADA, Squally 1 yd run (SOUTHAM, Skyler kick), 9:59 4:38	7 - 0
	05:39	ARIZ - Havrisik, L. 24 yd field goal, 12:71 4:13	7 - 3
	00:50	ARIZ - Ellison, T. 15 yd pass from Tate, K. (Havrisik, L. kick), 9:77 2:29	7 - 10
3rd	08:25	BYU - BUSHMAN, Matt 24 yd pass from MANGUM, Tanner (SOUTHAM, Skyler kick), 10:75 6:35	14 - 10
	04:29	BYU - CANADA, Squally 1 yd run (SOUTHAM, Skyler kick), 9:58 2:35	21 - 10
	01:07	BYU - CANADA, Squally 2 yd run (SOUTHAM, Skyler kick), 5:36 2:14	28 - 10
4th	13:29	ARIZ - Tate, K. 2 yd run (Havrisik, L. kick), 9:75 2:31	28 - 17
	03:20	ARIZ - Taylor, J.J. 1 yd run (Tate, K. pass failed), 8:67 1:28	28 - 23

**Quickie Statistics (Final)**  
BYU vs #6 Wisconsin (Sep 15, 2018 at Madison, Wis)

		BYU	WIS
Score		24	21
<b>FIRST DOWNS</b>		14	20
<b>RUSHES-YARDS (NET)</b>		28-191	43-204
<b>PASSING YDS (NET)</b>		120	190
Passes Att-Comp-Int		23-13-0	28-18-1
<b>TOTAL OFFENSE PLAYS-YARDS</b>		51-311	71-394
Fumble Returns-Yards		0-0	0-0
Punt Returns-Yards		0-0	1-1
Kickoff Returns-Yards		0-0	4-84
Interception Returns-Yards		1-12	0-0
Punts (Number-Avg)		4-48.2	4-43.0
Fumbles-Lost		0-0	0-0
Penalties-Yards		4-36	6-33
Possession Time		25:40	34:20
Third-Down Conversions		3 of 9	4 of 13
Fourth-Down Conversions		0 of 0	2 of 3
Red-Zone Scores-Chances		2-2	3-3

BYU	No.	Gain	Loss	Net	TD	Lg	Avg
Rushing							
CANADA, Squally	11	121	3	118	2	46	10.7
HIFO, Aleva	5	45	0	45	0	19	9.0
BURT, Riley	2	14	0	14	0	13	7.0
COLLIE, Dylan	2	14	0	14	0	14	7.0

Wisconsin	No.	Gain	Loss	Net	TD	Lg	Avg
Rushing							
Taylor, J.	26	118	1	117	0	15	4.5
Groshek, G.	6	45	0	45	0	31	7.5
Pryor, Kendrick	1	21	0	21	0	21	21.0
Deal, Taiwan	6	15	0	15	2	5	2.5

BYU	C-A-I	Yds	TD	Long	Sack
Passing					
MANGUM, Tanner	12-22-0	89	0	21	1
HIFO, Aleva	1-1-0	31	1	31	0

Wisconsin	C-A-I	Yds	TD	Long	Sack
Passing					
Hornibrook, A.	18-28-1	190	0	27	2

BYU	No.	Yards	TD	Long
Receiving				
LAULU-PUTUTAU, M	3	33	1	31
HIFO, Aleva	3	32	0	18
COLLIE, Dylan	3	15	0	8
ROMNEY, Gunner	2	21	0	11

Wisconsin	No.	Yards	TD	Long
Receiving				
Davis, Danny	4	40	0	18
Groshek, G.	4	29	0	11
Ferguson, Jake	3	61	0	27
Taylor, J.	3	14	0	10

BYU	No.	Yds	Avg	Long	In20	TB
Punting						
ALMOND, Rhett	4	193	48.2	50	2	0

Wisconsin	No.	Yds	Avg	Long	In20	TB
Punting						
Lotti, Anthony	4	172	43.0	63	2	0

BYU	No.	Yards	TD	Long
Punt Returns				
Davis, Danny	1	0	0	1

Wisconsin	No.	Yards	TD	Long
Punt Returns				
Cruickshank, A.	4	84	0	24

BYU	UA-A	Total	Sacks	TFL
Tackles				
TAKITAKI, Sione	8-5	13	1.0	2.0
ANDERSON, Zayne	5-6	11	0.0	0.0
WILCOX, Chris	6-3	9	0.0	0.0
PULSIPHER, Adam	3-5	8	0.0	0.0

Wisconsin	UA-A	Total	Sacks	TFL
Tackles				
Connelly, Ryan	4-4	8	0.0	1.0
Williams, C.	4-4	5	0.0	0.0
Hicks, Faion	3-2	5	0.0	0.0
Nelson, Scott	1-4	5	0.0	1.5

Qtr	Time	Scoring Play	V-H
1st	07:12	WIS - Deal, Taiwan 2 yd run (Gaglianone, R. kick), 8:61 3:58	0 - 7
	04:02	BYU - CANADA, Squally 3 yd run (SOUTHAM, Skyler kick), 6:75 3:10	7 - 7
2nd	12:17	BYU - LAULU-PUTUTAU, Moroni 31 yd pass from HIFO, Aleva (SOUTHAM, Skyler kick), 10:89 4:14	14 - 14
	01:17	BYU - Ingold, Alec 2 yd run (Gaglianone, R. kick), 10:65 4:38	14 - 14
	09:54	BYU - CANADA, Squally 2 yd run (SOUTHAM, Skyler kick), 6:27 2:11	21 - 14
3rd	12:43	WIS - Deal, Taiwan 5 yd run (Gaglianone, R. kick), 10:82 4:31	21 - 21
	09:58	BYU - SOUTHAM, Skyler 45 yd field goal, 5:47 2:45	24 - 21

**Quickie Statistics (Final)**  
CAL vs BYU (Sep 08, 2018 at Provo, Utah)

		CAL	BYU
Score		21	18
<b>FIRST DOWNS</b>		22	17
<b>RUSHES-YARDS (NET)</b>		38-172	33-91
<b>PASSING YDS (NET)</b>		214	196
Passes Att-Comp-Int		35-23-1	41-22-2
<b>TOTAL OFFENSE PLAYS-YARDS</b>		73-386	74-287
Fumble Returns-Yards		0-0	1-36
Punt Returns-Yards		2-1	3-4
Kickoff Returns-Yards		4-63	1-17
Interception Returns-Yards		2-20	1-15
Punts (Number-Avg)		6-42.5	6-44.3
Fumbles-Lost		2-2	1-0
Penalties-Yards		9-65	7-65
Possession Time		30:42	29:18
Third-Down Conversions		8 of 15	6 of 17
Fourth-Down Conversions		1 of 2	1 of 3
Red-Zone Scores-Chances		1-2	2-3

CAL	No.	Gain	Loss	Net	TD	Lg	Avg
Rushing							
Mclwain, Brand	16	74	0	74	1	17	4.6
Garbers, Chase	5	45	0	45	0	17	9.0
Laird, Patrick	10	32	2	30	0	10	3.0
Noa, Kanawai	2	11	0	11	0	6	5.5

BYU	No.	Gain	Loss	Net	TD	Lg	Avg
Rushing							
CANADA, Squally	16	56	7	49	0	9	3.1
HIFO, Aleva	2	16	0	16	0	9	8.0
KATO, Lopini	2	16	0	16	0	13	8.0
SIMON, Micah	1	8	0	8	0	8	8.0

CAL	C-A-I	Yds	TD	Long	Sack
Passing					
Garbers, Chase	18-28-1	176	2	52	0
Mclwain, Brand	5-7-0	38	0	12	0

BYU	C-A-I	Yds	TD	Long	Sack
Passing					
MANGUM, Tanner	22-41-2	196	1	24	2

**Quickie Statistics (Final)**  
BYU vs Washington (10/29/18 at Seattle, Wash.)

Score	BYU	WASH
FIRST DOWNS	7	35
RUSHES-YARDS (NET)	28-94	37-211
PASSING YDS (NET)	160	277
Passes Att-Comp-Int	21-18-0	25-23-0
TOTAL OFFENSE PLAYS-YARDS	49-194	62-488
Fumble Returns-Yards	0-0	0-0
Punt Returns-Yards	0-0	3-16
Kickoff Returns-Yards	1-16	0-0
Interception Returns-Yards	0-0	0-0
Punts (Number-Avg)	6-38.8	1-40.0
Fumbles-Lost	3-1	2-1
Penalties-Yards	5-40	5-40
Possession Time	28:53	31:07
Third-Down Conversions	5 of 14	9 of 12
Fourth-Down Conversions	1 of 1	0 of 0
Red-Zone Scores-Chances	1-2	5-7

<b>BYU</b>											<b>Washington</b>										
<b>Rushing</b>											<b>Rushing</b>										
KATIA, Lopini	1	21	1	27	1	6	3.4				ALMOND, Rhett	10	35	0	16	3	22	8.6			
CANADA, Squally	7	15	2	13	0	6	1.9				COOKIN, Mylan	14	82	1	81	1	21	5.8			
HIFU, Aleva	4	12	3	9	0	6	2.2				THOMAS	1	22	0	22	0	22	22.0			
HUKI, Elio	4	10	1	0	0	6	2.2				McGOWAN, Sean	3	12	3	9	0	3	3.0			
<b>Passing</b>											<b>Passing</b>										
MANGUM, Tanner	18	21	0	160	0	59		2			BROWNING, Jake	23	25	0	277	1	30		1		
<b>Receiving</b>											<b>Receiving</b>										
KATIA, Lopini	7	65	0	27							FULLER, Aaron	5	107	0	19						
HIFU, Aleva	3	22	0	12							Sample, Deway	5	37	1	15						
BUSHMAN, Matt	2	47	0	39							HANSEN, A.	4	62	0	30						
MILNE, Dax	2	16	0	9							FRANKE, Quinton	2	26	0	17						
<b>Punting</b>											<b>Punting</b>										
ALMOND, Rhett	3	195	39.0	45	0	0					Whitcomb, Sam	1	40	40.0	40	1	0				
JONES, Danny	1	38	38.0	38	0	0															
<b>Punt Returns</b>											<b>Punt Returns</b>										
SHELTON, Michael	1	0	0	0							FULLER, Aaron	2	16	0	8						
<b>Kick Returns</b>											<b>Kick Returns</b>										
HIFU, Aleva	1	16	0	16							BRIGHT, GEROLD	3	57	0	22						
<b>Tackles</b>											<b>Tackles</b>										
LEE, Austin	5-2	7	0.0	D.D.							RYAN, Kyle	4-3	7	1.0	2.0						
FAITH, Heath	3-4	7	0.0	0.5							SHAW-KELSON, Jalen	4-2	6	0.0	0.0						
TAKITAKI, Siome	5-1	6	0.0	D.D.							MURPHY, Byron	4-2	6	0.0	2.0						
WARMEK, Tony	2-3	5	0.0	D.D.							Redsett, Travis	3-3	6	0.0	0.0						
<b>Qtr Time Scoring Play</b>											<b>Qtr Time Scoring Play</b>										
1st 07:19	WASH - Almond, Salmon 5 yd run (Honey, Peyton kick), 8-61 3-45										0-7										
2nd 11:05	WASH - Cookin, Mylan 6 yd run (Honey, Peyton kick), 6-72 2-37										0-14										
00:05	WASH - Browning, Jake 9 yd run (Honey, Peyton kick), 3-29 0-17										0-21										
3rd 09:31	WASH - Sample, Deway 15 yd pass from Browning, Jake (Honey, Peyton kick), 7-48 3-47										0-28										
01:24	WASH - Almond, Salmon 6 yd run (Honey, Peyton kick), 8-80 4-42										0-35										
4th 00:41	BYU - KATOA, Lopini 1 yd run (SOUTHAM, Skyler kick), 7-21 4-08										7-35										

**Quickie Statistics (Final)**  
Utah State vs BYU (Oct 05, 2018 at Provo, Utah)

Score	USU	BYU
FIRST DOWNS	19	23
RUSHES-YARDS (NET)	42-223	16-39
PASSING YDS (NET)	165	322
Passes Att-Comp-Int	28-18-0	49-30-1
TOTAL OFFENSE PLAYS-YARDS	70-388	65-361
Fumble Returns-Yards	0-0	0-0
Punt Returns-Yards	0-0	2-15
Kickoff Returns-Yards	3-57	4-78
Interception Returns-Yards	1-56	0-0
Punts (Number-Avg)	5-42.8	5-40.8
Fumbles-Lost	0-0	2-2
Penalties-Yards	12-125	6-50
Possession Time	31:12	28:48
Third-Down Conversions	5 of 12	1 of 9
Fourth-Down Conversions	1 of 1	0 of 2
Red-Zone Scores-Chances	5-5	3-3

<b>Utah State</b>											<b>BYU</b>										
<b>Rushing</b>											<b>Rushing</b>										
THOMPSON, D.	17	110	1	109	0	31	6.4				WILSON, Zach	2	26	1	25	0	26	12.5			
BRIGHT, GEROLD	14	62	1	61	0	11	4.4				KATOA, Lopini	8	24	0	24	0	5	3.0			
VAUGHNS, AAREN	1	36	0	36	0	36	36.0				HIFO, Aleva	1	3	0	3	0	3	3.0			
LOVE, JORDAN	3	8	0	8	1	5	2.7				SIMON, Micah	1	3	0	3	0	3	3.0			
<b>Passing</b>											<b>Passing</b>										
LOVE, JORDAN	18	28	0	165	4	40		0			MANGUM, Tanner	27	45	1	270	2	46		1		
<b>Receiving</b>											<b>Receiving</b>										
GREENE, JALEN	5	53	1	17							KATOA, Lopini	6	21	1	10						
THOMPSON, D.	3	22	0	12							SHUMWAY, Talon	5	110	0	46						
VAUGHNS, AAREN	3	21	0	16							BUSHMAN, Matt	4	78	0	32						
TARVER, R.	3	18	2	8							MILNE, Dax	4	27	0	8						
<b>Punting</b>											<b>Punting</b>										
HINTZE, TAYLOR	5	214	42.8	50	2	0					ALMOND, Rhett	3	126	42.0	51	1	0				
<b>Punt Returns</b>											<b>Punt Returns</b>										
SHELTON, Michael	2	15	0	8							JONES, Danny	2	78	39.0	43	1	0				
<b>Kick Returns</b>											<b>Kick Returns</b>										
HIFU, Aleva	3	57	0	22							HIFO, Aleva	4	78	0	25						
<b>Tackles</b>											<b>Tackles</b>										
INGRAM, J.	6-0	6	0.0	0.0							TAKITAKI, Siome	6-3	9	0.0	0.0						
WOODWARD, D.	4-2	6	0.0	1.0							ANDERSON, Zayne	6-2	8	0.0	0.0						
BOND, SHAQ	4-0	4	0.0	0.0							LEE, Austin	5-0	5	0.0	0.0						
WADE, AARON	3-1	4	0.0	0.0							SHELTON, Michael	4-1	5	0.0	1.0						

<b>Qtr Time Scoring Play</b>											<b>Qtr Time Scoring Play</b>										
1st 07:35	USU - GALEAL, TIPA 56 yd interception return (EBERLE, D. kick)										7-0										
01:50	USU - BRIGHT, GEROLD 2 yd pass from LOVE, JORDAN (EBERLE, D. kick), 11-71 3-43										14-0										
2nd 12:23	USU - TARVER, R. 6 yd pass from LOVE, JORDAN (EBERLE, D. kick), 6-35 2-31										21-0										
04:28	BYU - KATOA, Lopini 5 yd pass from MANGUM, Tanner (SOUTHAM, Skyler kick), 8-88 4-46										21-7										
3rd 10:35	USU - GREENE, JALEN 6 yd pass from LOVE, JORDAN (EBERLE, D. kick), 10-81 4-20										28-7										
04:55	USU - TARVER, R. 4 yd pass from LOVE, JORDAN (EBERLE, D. kick), 10-82 3-32										35-7										
03:07	BYU - COLLIE, Dylan 9 yd pass from MANGUM, Tanner (SOUTHAM, Skyler kick failed), 5-75 1-4										35-13										
4th 12:03	USU - LOVE, JORDAN 2 yd run (EBERLE, D. kick), 9-51 2:57										42-13										
06:51	USU - EBERLE, D. 47 yd field goal, 6-25 3:12										45-13										
01:14	BYU - ROMNEY, Gunner 18 yd pass from WILSON, Zach (MIKKELSEN, Andrew kick), 6-77 2:32										45-20										

**Quickie Statistics (Final)**  
Hawaii vs BYU (Oct 13, 2018 at Provo, Utah)

Score	UH	BYU
FIRST DOWNS	23	49
RUSHES-YARDS (NET)	18	26
PASSING YDS (NET)	28-63	47-280
PASSING YDS (NET)	248	194
Passes Att-Comp-Int	38-22-1	24-16-1
TOTAL OFFENSE PLAYS-YARDS	66-311	71-474
Fumble Returns-Yards	0-0	0-0
Punt Returns-Yards	1-1	3-23
Kickoff Returns-Yards	5-89	3-55
Interception Returns-Yards	1-4	1-36
Punts (Number-Avg)	4-44.2	3-38.0
Fumbles-Lost	3-1	0-0
Penalties-Yards	4-25	6-55
Possession Time	42:50	32:10
Third-Down Conversions	3 of 13	5 of 11
Fourth-Down Conversions	2 of 4	2 of 2
Red-Zone Scores-Chances	4-4	5-6

<b>Hawaii</b>											<b>BYU</b>										
<b>Rushing</b>											<b>Rushing</b>										
FURUTA, Dayton	10	32	4	28	1	8	2.8				HADLEY, Matt	9	91	0	91	1	39	10.1			
MCDONALD, Cole	13	45	23	22	0	7	1.7				KATOA, Lopini	16	85	2	83	1	16	5.2			
HOLLY III, F.	2	8	0	8	0	4	4.0				BURT, Riley	9	59	0	59	1	16	6.6			
DALE, Elijah	3	5	0	5	0	5	1.7				WILSON, Zach	6	30	14	16	1	23	2.7			
<b>Passing</b>											<b>Passing</b>										
MCDONALD, Cole	22	38	1	248	2	42		4			WILSON, Zach	16	24	1	194	3	26		3		
<b>Receiving</b>											<b>Receiving</b>										
URSLIA, John	9	89	1	26							HIFO, Aleva	3	45	1	24						
BYRD, Cedric	6	80	0	42							SHUMWAY, Talon	3	32	0	16						
ARMSTRONG-BRO	4	43	0	21							ROMNEY, Gunner	2	39	1	26						
WARD, Jojo	2	16	0	9							BUSHMAN, Matt	2	20	0	15						
<b>Punting</b>											<b>Punting</b>										
GAUDION, Stan	4	177	44.2	45	1	0					ALMOND, Rhett	2	84	42.0	42	0	0				
<b>Punt Returns</b>											<b>Punt Returns</b>										
AUGAFA, Justice	1	0	0	0							SHELTON, Michael	2	13	0	7						
<b>Kick Returns</b>											<b>Kick Returns</b>										
AUGAFA, Justice	5	89	0	23							HIFO, Aleva	1	10	0	10						
<b>Tackles</b>											<b>Tackles</b>										
TAVAI, Jahlan	8-3	11	1.0	1.0							KAUFUSI, Corbin	7-1	8	2.0	2.0						
PAVHI, Penei	6-0	6	0.0	0.0							KAUFUSI, Isaiah	5-2	7	1.0	1.0						
FORD, Eugene	5-0	5	0.0	0.0							TAKITAKI, Siome	3-3	6	0.0	0.0						
<b>Qtr Time Scoring Play</b>											<b>Qtr Time Scoring Play</b>										
1st 07:48	BYU - KATOA, Lopini 12 yd run (SOUTHAM, Skyler kick), 12																				

**Quickie Statistics (Final)**  
**BYU vs Boise State (Nov 03, 2018 at Boise, Idaho)**

	BYU	BSU
Score	16	21
<b>FIRST DOWNS</b>	21	20
<b>RUSHES-YARDS (NET)</b>	38-96	37-113
<b>PASSING YDS (NET)</b>	292	214
Passes Att-Comp-Int	29-19-0	35-23-1
<b>TOTAL OFFENSE PLAYS-YARDS</b>	67-388	72-327
Fumble Returns-Yards	0-0	0-0
Punt Returns-Yards	1-11	0-0
Kickoff Returns-Yards	2-21	3-51
Interception Returns-Yards	1-31	0-0
Punts (Number-Avg)	2-38.5	3-39.3
Fumbles-Lost	3-3	1-1
Penalties-Yards	8-58	7-81
Possession Time	27:31	32:29
Third-Down Conversions	3 of 12	8 of 14
Fourth-Down Conversions	2 of 2	1 of 2
Red-Zone Scores-Chances	3-5	3-4

**BYU**

Rushing	No.	Gain	Loss	Net	TD	Lg	Avg
HADLEY, Matt	11	39	0	39	0	16	3.5
WILSON, Zach	18	90	54	36	1	23	2.0
COLLIE, Dylan	1	18	0	18	0	18	18.0
CANADA, Squally	5	15	0	15	0	7	3.0

Passing	C-A-I	Yds	TD	Long	Sack
WILSON, Zach	18-27-0	252	0	59	7
Team	0-1-0	0	0	0	0

Receiving	No.	Yards	TD	Long
COLLIE, Dylan	4	38	0	14
SHUMWAY, Talon	3	62	0	42
PAUU, Neil	3	19	0	9
ROMNEY, Gunner	2	22	0	18

Punting	No.	Yds	Avg	Long	In20	TB
ALMOND, Rhett	2	77	38.5	47	0	0

Punt Returns	No.	Yards	TD	Long
SHELTON, Michael	1	11	0	11

Kick Returns	No.	Yards	TD	Long
BURT, Riley	1	13	0	13
FINAU, Sione	1	8	0	12

Tackles	UA-A	Total	Sacks	TFL
TAKITAKI, Sione	4-7	11	0.0	0.0
POWELL, Riggs	4-3	7	0.0	1.0
SHELTON, Michael	5-1	6	0.0	0.0
TONGA, Khyiris	4-2	6	0.0	0.0

**Boise State**

Rushing	No.	Gain	Loss	Net	TD	Lg	Avg
MATTISON, Alex	25	89	0	89	2	11	3.6
MAHONE, Robert	5	24	0	24	0	9	4.8
VAN BUREN, A.	1	1	0	1	0	1	1.0
SHAKIR, Khalil	1	0	0	0	0	0	0.0

Passing	C-A-I	Yds	TD	Long	Sack
RYPIEN, Brett	23-35-1	214	1	31	2

Receiving	No.	Yards	TD	Long
MATTISON, Alex	5	40	0	17
RICHARDSON, AJ	4	53	1	20
MAHONE, Robert	3	17	0	8
SHAKIR, Khalil	3	15	0	9

Punting	No.	Yds	Avg	Long	In20	TB
SKILLIN, Quinn	3	118	39.3	49	1	0

Punt Returns	No.	Yards	TD	Long

Kick Returns	No.	Yards	TD	Long
HIGHTOWER, J.	2	25	0	15
SHAKIR, Khalil	1	26	0	26

Tackles	UA-A	Total	Sacks	TFL
WILLIAMS, Avery	4-3	7	0.0	0.0
WEAVER, Curtis	4-3	7	2.0	2.5
FRAZIER, Jabril	3-4	7	1.0	1.0
WHIMPEY, Riley	3-4	7	0.0	0.0

Qtr	Time	Scoring Play	V-H
1st	09:27	BSU - MATTISON, Alex 1 yd run (HOGGARTH, Haden kick), 7-41 4:04	0 - 7
	00:54	BSU - RICHARDSON, AJ 7 yd pass from RYPIEN, Brett (HOGGARTH, Haden kick), 11-69 4:59	0 - 14
2nd	09:08	BYU - SOUTHAM, Skyler 26 yd field goal, 12-67 5:01	3 - 14
	04:58	BYU - SOUTHAM, Skyler 43 yd field goal, 7-7 3:56	6 - 14
3rd	09:46	BYU - WILSON, Zach 4 yd run (SOUTHAM, Skyler kick), 5-68 2:00	13 - 14
	01:44	BSU - MATTISON, Alex 3 yd run (HOGGARTH, Haden kick), 16-79 8:02	13 - 21
4th	06:32	BYU - SOUTHAM, Skyler 41 yd field goal, 12-42 4:35	16 - 21



## BYU Combined Team Statistics (as of Nov 04, 2018)

### All games

Date	Opponent	Score	Att.	Record:	Overall	Home	Away	Neutral
09/01/18	at Arizona	W 28-23	51002	All games	4-5	2-3	2-2	0-0
Sep 08, 201	CAL	L 18-21	52602	Conference	0-0	0-0	0-0	0-0
Sep 15, 201	at #6 Wisconsin	W 24-21	80720	Non-Conference	4-5	2-3	2-2	0-0
Sep 22, 201	MCNEESE	W 30-3	53223					
09/29/18	at Washington	L 7-35	70155					
Oct 05, 201	UTAH STATE	L 20-45	58087					
Oct 13, 201	HAWAII	W 49-23	52354					
Oct 27, 201	NORTHERN ILLINOIS	L 6-7	51084					
Nov 03, 201	at Boise State	L 16-21	35241					

Rushing	gp-gs	att	gain	loss	net	avg	td	lg	avg/g
CANADA, Squally	8-6	86	400	19	381	4.4	5	46	47.6
KATOA, Lopini	9-2	56	274	6	268	4.8	4	16	29.8
HADLEY, Matt	8-3	33	197	2	195	5.9	1	39	24.4
HIFO, Aleva	9-7	21	114	4	110	5.2	0	19	12.2
BURT, Riley	6-0	25	112	3	109	4.4	1	16	18.2
WILSON, Zach	5-3	39	177	93	84	2.2	2	26	16.8
COLLIE, Dylan	9-0	9	64	6	58	6.4	0	18	6.4
ALLGEIER, Tyler	2-0	2	14	0	14	7.0	0	8	7.0
PAU'U, Neil	9-1	4	13	0	13	3.2	0	8	1.4
HOGUE, Beau	3-0	4	6	0	6	1.5	0	4	2.0
SIMON, Micah	8-2	4	17	12	5	1.2	0	8	0.6
ROMNEY, Gunner	8-4	2	5	1	4	2.0	0	5	0.5
Total	9	312	1412	244	1168	3.7	13	46	129.8
Opponents	9	323	1395	147	1248	3.9	15	36	138.7

Passing	gp-gs	effic	comp	att	int	pct	yds	td	lg	avg/g
MANGUM, Tanner	6-6	115.40	112	182	3	61.5	1042	5	46	173.7
WILSON, Zach	5-3	144.27	56	87	2	64.4	718	4	59	143.6
PAU'U, Neil	9-1	436.00	1	1	0	100.0	40	0	37	4.4
Team	7-0	0.00	0	1	0	0.0	0	0	0	0.0
HIFO, Aleva	9-7	690.40	1	1	0	100.0	31	1	31	3.4
Total	9	127.50	170	272	5	62.5	1831	10	59	203.4
Opponents	9	127.33	173	271	6	63.8	1759	11	52	195.4

Receiving	gp-gs	no.	yds	avg	td	lg	avg/g
HIFO, Aleva	9-7	24	247	10.3	1	30	27.4
KATOA, Lopini	9-2	19	109	5.7	1	27	12.1
BUSHMAN, Matt	9-4	16	310	19.4	1	39	34.4
SHUMWAY, Talon	9-6	16	284	17.8	1	46	31.6
LAULU-PUTUTAU,	5-4	14	120	8.6	1	31	24.0
ROMNEY, Gunner	8-4	13	162	12.5	2	26	20.2
COLLIE, Dylan	9-0	13	116	8.9	1	22	12.9
HOLKER, Dallin	9-1	12	90	7.5	1	14	10.0
PAU'U, Neil	9-1	9	55	6.1	0	12	6.1
MILNE, Dax	7-3	8	57	7.1	0	9	8.1
SIMON, Micah	8-2	7	75	10.7	0	20	9.4
EL-BAKRI, Brayden	7-0	6	44	7.3	1	16	6.3
DAVIS, Akile	9-1	4	47	11.8	0	16	5.2
CANADA, Squally	8-6	4	40	10.0	0	15	5.0
HADLEY, Matt	8-3	3	69	23.0	0	59	8.6
Total	9	170	1831	10.8	10	59	203.4
Opponents	9	173	1759	10.2	11	52	195.4

Field Goals	fg	pct.	01-19	20-29	30-39	40-49	50-99	lg	blk
SOUTHAM, Skyler	10-15	66.7	0-0	3-3	3-3	4-7	0-2	47	0

Scoring	td	fg	PAT					pts
			kick	rush	rcv	pass	dpx	
SOUTHAM, Skyler	-	10-15	21-22	-	-	-	-	51
KATOA, Lopini	5	-	-	-	-	-	-	30
CANADA, Squally	5	-	-	-	-	-	-	30
WILSON, Zach	2	-	-	-	-	-	-	12
ROMNEY, Gunner	2	-	-	-	-	-	-	12
HIFO, Aleva	1	-	-	-	-	-	-	6
BUSHMAN, Matt	1	-	-	-	-	-	-	6
HOLKER, Dallin	1	-	-	-	-	-	-	6
COLLIE, Dylan	1	-	-	-	-	-	-	6
GHANWOLOKU, D	1	-	-	-	-	-	-	6
EL-BAKRI, Brayden	1	-	-	-	-	-	-	6
SHUMWAY, Talon	1	-	-	-	-	-	-	6
HADLEY, Matt	1	-	-	-	-	-	-	6
BURT, Riley	1	-	-	-	-	-	-	6
LAULU-PUTUTAU,	1	-	-	-	-	-	-	6
Total	24	10-15	22-23	-	1	1-1	-	198
Opponents	27	4-12	25-25	0-1	-	0-1	-	199

Score by Quarters	1st	2nd	3rd	4th	OT	Total
BYU	24	68	64	42	0	198
Opponents	52	41	63	43	0	199

#	Defensive Leaders	gp-gs	Tackles			sacks	Pass defense			Fumbles		blkd	saf
			ua	a	tot		tfl/yds	int-yds	brup	qbh	rcv-yds		
16	TAKITAKI, Sione	9-9	45	23	68	4.0-12	1.0-9	3	3				
90	KAUFUSI, Corbin	9-9	30	14	44	8.5-53	7.5-49	2	1			1	
22	ANDERSON, Zayne	4-4	23	13	36	1.0-2		1					
11	LEE, Austin	8-8	20	11	31	1.0-8		1			1		
53	KAUFUSI, Isaiah	8-3	19	10	29	4.0-10	1.0-3	2			1		
	Total	9	359	170	529	31-124	14-96	6-133	23	7	7-36	5	
	Opponents	9	368	182	550	56-209	21-145	5-84	35	15	7-0	9	

Team Statistics	BYU	OPP
FIRST DOWNS	166	168
Rushing	65	69
Passing	85	85
Penalty	16	14
RUSHING YARDAGE	1168	1248
Rushing Attempts	312	323
Average Per Rush	3.7	3.9
Average Per Game	129.8	138.7
TDs Rushing	13	15
PASSING YARDAGE	1831	1759
Comp-Att-Int	170-272-5	173-271-6
Average Per Pass	6.7	6.5
Average Per Catch	10.8	10.2
Average Per Game	203.4	195.4
TDs Passing	10	11
TOTAL OFFENSE	2999	3007
Average Per Play	5.1	5.1
Average Per Game	333.2	334.1
KICK RETURNS: #-Yards	12-223	24-466
PUNT RETURNS: #-Yards	18-128	10-39
INT RETURNS: #-Yards	6-133	5-84
FUMBLES-LOST	12-7	11-7
PENALTIES-Yards	61-516	67-545
PUNTS-AVG	41-41.8	41-44.1
TIME OF POSSESSION/G	30:41	29:19
3RD-DOWN Conversions	38/115	46/118
4TH-DOWN Conversions	8/15	10/17

Interceptions	no.	yds	avg	td	lg
SHELTON, Michael	1	31	31.0	0	31
ANDERSON, Zayne	1	12	12.0	0	12
SANDLIN, Rhett	1	20	20.0	0	20
KAUFUSI, Isaiah	1	15	15.0	0	15
JACOBSON, Tanne	1	19	19.0	0	19
LEE, Austin	1	36	36.0	0	36

Punting	no.	yds	avg	lg	tb	fc	i2050+	blk
ALMOND, Rhett	35	148	42.5	57	1	12	10	7
JONES, Danny	6	227	37.8	43	0	2	2	0

Punt Returns	no.	yds	avg	td	lg
SHELTON, Michael	17	118	6.9	0	37
HIFO, Aleva	1	10	10.0	0	10
Total	18	128	7.1	0	37
Opponents	10	39	3.9	0	16

Kick Returns	no.	yds	avg	td	lg
HIFO, Aleva	7	135	19.3	0	25
ALLGEIER, Tyler	2	57	28.5	0	36
FINAU, Sione	1	8	8.0	0	12
JACOBSON, Tanne	1	10	10.0	0	10
BURT, Riley	1	13	13.0	0	13
Total	12	223	18.6	0	36
Opponents	24	466	19.4	0	26

All Purpose	g	rush	rcv	pr	kr	ir	total	avg/g
HIFO, Aleva	9	110	247	10	135	0	502	55.8
CANADA, Sq	8	381	40	0	0	0	421	52.6
KATOA, Lopini	9	268	109	0	0	0	377	41.9
BUSHMAN, M	9	0	310	0	0	0	310	34.4
SHUMWAY, T	9	0	284	0	0	0	284	31.6
Total	9	1168	1831	128	223	133	3483	387.0
Opponents	9	1248	1759	39	466	84	3596	399.6

Total Offense	g	plays	rush	pass	total	avg/g
MANGUM, Tanner	6	195	-44	1042	998	166.3
WILSON, Zach	5	126	84	718	802	160.4
CANADA, Squally	8	86	381	0	381	47.6
KATOA, Lopini	9	56	268	0	268	29.8
HADLEY, Matt	8	33	195	0	195	24.4
Total	9	584	1168	1831	2999	333.2
Opponents	9	594	1248	1759	3007	334.1

BYU Game Results (as of Nov 04, 2018)  
All games

Date	Opponent	Score	Overall	Conference	Time	Attend
09/01/18	at Arizona	W 28-23	1-0	0-0	3:24	51002
Sep 08, 2018	CAL	L 18-21	1-1	0-0	3:29	52602
Sep 15, 2018	at #6 Wisconsin	W 24-21	2-1	0-0	3:07	80720
Sep 22, 2018	MCNEESE	W 30-3	3-1	0-0	3:03	53223
09/29/18	at Washington	L 7-35	3-2	0-0	2:52	70155
Oct 05, 2018	UTAH STATE	L 20-45	3-3	0-0	3:25	58087
Oct 13, 2018	HAWAII	W 49-23	4-3	0-0	3:27	52354
Oct 27, 2018	NORTHERN ILLINOIS	L 6-7	4-4	0-0	3:07	51084
Nov 03, 2018	at Boise State	L 16-21	4-5	0-0	3:27	35241

BYU Overall Team Statistics (as of Nov 04, 2018)  
All games

Team Statistics	BYU	OPP
SCORING	198	199
Points Per Game	22.0	22.1
Points Off Turnovers	58	28
FIRST DOWNS	166	168
Rushing	65	69
Passing	85	85
Penalty	16	14
RUSHING YARDAGE	1168	1248
Yards gained rushing	1412	1395
Yards lost rushing	244	147
Rushing Attempts	312	323
Average Per Rush	3.7	3.9
Average Per Game	129.8	138.7
TDs Rushing	13	15
PASSING YARDAGE	1831	1759
Comp-Att-Int	170-272-5	173-271-6
Average Per Pass	6.7	6.5
Average Per Catch	10.8	10.2
Average Per Game	203.4	195.4
TDs Passing	10	11
TOTAL OFFENSE	2999	3007
Total Plays	584	594
Average Per Play	5.1	5.1
Average Per Game	333.2	334.1
KICK RETURNS: #-Yards	12-223	24-466
PUNT RETURNS: #-Yards	18-128	10-39
INT RETURNS: #-Yards	6-133	5-84
KICK RETURN AVERAGE	18.6	19.4
PUNT RETURN AVERAGE	7.1	3.9
INT RETURN AVERAGE	22.2	16.8
FUMBLES-LOST	12-7	11-7
PENALTIES-Yards	61-516	67-545
Average Per Game	57.3	60.6
PUNTS-Yards	41-1713	41-1809
Average Per Punt	41.8	44.1
Net punt average	40.3	39.5
KICKOFFS-Yards	41-2499	40-2552
Average Per Kick	61.0	63.8
Net kick average	42.9	42.0
TIME OF POSSESSION/Game	30:41	29:19
3RD-DOWN Conversions	38/115	46/118
3rd-Down Pct	33%	39%
4TH-DOWN Conversions	8/15	10/17
4th-Down Pct	53%	59%
SACKS BY-Yards	14-96	21-145
MISC YARDS	40	0
TOUCHDOWNS SCORED	24	27
FIELD GOALS-ATTEMPTS	10-15	4-12
ON-SIDE KICKS	0-1	0-0
RED-ZONE SCORES	(26-32) 81%	(27-32) 84%
RED-ZONE TOUCHDOWNS	(19-32) 59%	(24-32) 75%
PAT-ATTEMPTS	(22-23) 96%	(25-25) 100%
ATTENDANCE	267350	237118
Games/Avg Per Game	5/53470	4/59280
Neutral Site Games		0/0

Score by Quarters	1st	2nd	3rd	4th	OT	Total
BYU	24	68	64	42	0	198
Opponents	52	41	63	43	0	199

BYU Overall Individual Statistics (as of Nov 04, 2018)  
All games

Rushing	gp-gs	att	gain	loss	net	avg	td	lg	avg/g
CANADA, Squally	8-6	86	400	19	381	4.4	5	46	47.6
KATOA, Lopini	9-2	56	274	6	268	4.8	4	16	29.8
HADLEY, Matt	8-3	33	197	2	195	5.9	1	39	24.4
HIFO, Aleva	9-7	21	114	4	110	5.2	0	19	12.2
BURT, Riley	6-0	25	112	3	109	4.4	1	16	18.2
WILSON, Zach	5-3	39	177	93	84	2.2	2	26	16.8
COLLIE, Dylan	9-0	9	64	6	58	6.4	0	18	6.4
ALLGEIER, Tyler	2-0	2	14	0	14	7.0	0	8	7.0
PAU'U, Neil	9-1	4	13	0	13	3.2	0	8	1.4
HOGE, Beau	3-0	4	6	0	6	1.5	0	4	2.0
SIMON, Micah	8-2	4	17	12	5	1.2	0	8	0.6
ROMNEY, Gunner	8-4	2	5	1	4	2.0	0	5	0.5
MILNE, Dax	7-3	4	6	6	0	0.0	0	5	0.0
CHRISTENSEN, Br	9-9	1	0	1	-1	-1.0	0	0	-0.1
HALL, Jaren	1-0	1	0	2	-2	-2.0	0	0	-2.0
Team	7-0	8	0	32	-32	-4.0	0	0	-4.6
MANGUM, Tanner	6-6	13	13	57	-44	-3.4	0	3	-7.3
Total	9	312	1412	244	1168	3.7	13	46	129.8
Opponents	9	323	1395	147	1248	3.9	15	36	138.7

Passing	gp-gs	effic	comp	att	in	pct	yds	td	lg	avg/g
MANGUM, Tanner	6-6	115.40	112	182	3	61.5	1042	5	46	173.7
WILSON, Zach	5-3	144.27	56	87	2	64.4	718	4	59	143.6
PAU'U, Neil	9-1	436.00	1	1	0	100.	40	0	37	4.4
Team	7-0	0.00	0	1	0	0.0	0	0	0	0.0
HIFO, Aleva	9-7	690.40	1	1	0	100.	31	1	31	3.4
Total	9	127.50	170	272	5	62.5	1831	10	59	203.4
Opponents	9	127.33	173	271	6	63.8	1759	11	52	195.4

Receiving	gp-gs	no.	yds	avg	td	lg	avg/g
HIFO, Aleva	9-7	24	247	10.3	1	30	27.4
KATOA, Lopini	9-2	19	109	5.7	1	27	12.1
BUSHMAN, Matt	9-4	16	310	19.4	1	39	34.4
SHUMWAY, Talon	9-6	16	284	17.8	1	46	31.6
LAULU-PUTUTAU,	5-4	14	120	8.6	1	31	24.0
ROMNEY, Gunner	8-4	13	162	12.5	2	26	20.2
COLLIE, Dylan	9-0	13	116	8.9	1	22	12.9
HOLKER, Dallin	9-1	12	90	7.5	1	14	10.0
PAU'U, Neil	9-1	9	55	6.1	0	12	6.1
MILNE, Dax	7-3	8	57	7.1	0	9	8.1
SIMON, Micah	8-2	7	75	10.7	0	20	9.4
EL-BAKRI, Brayde	7-0	6	44	7.3	1	16	6.3
DAVIS, Akile	9-1	4	47	11.8	0	16	5.2
CANADA, Squally	8-6	4	40	10.0	0	15	5.0
HADLEY, Matt	8-3	3	69	23.0	0	59	8.6
BURT, Riley	6-0	1	4	4.0	0	4	0.7
MANGUM, Tanner	6-6	1	2	2.0	0	2	0.3
Total	9	170	1831	10.8	10	59	203.4
Opponents	9	173	1759	10.2	11	52	195.4

Punt Returns	no.	yds	avg	td	lg
SHELTON, Michael	17	118	6.9	0	37
HIFO, Aleva	1	10	10.0	0	10
Total	18	128	7.1	0	37
Opponents	10	39	3.9	0	16

Interceptions	no.	yds	avg	td	lg
SANDLIN, Rhett	1	20	20.0	0	20
JACOBSON, Tann	1	19	19.0	0	19
LEE, Austin	1	36	36.0	0	36
SHELTON, Michael	1	31	31.0	0	31
KAUFUSI, Isaiah	1	15	15.0	0	15
ANDERSON, Zayn	1	12	12.0	0	12
Total	6	133	22.2	0	36
Opponents	5	84	16.8	1	56

Kick Returns	no.	yds	avg	td	lg
HIFO, Aleva	7	135	19.3	0	25
ALLGEIER, Tyler	2	57	28.5	0	36
FINAU, Sione	1	8	8.0	0	12
BURT, Riley	1	13	13.0	0	13
JACOBSON, Tann	1	10	10.0	0	10
Total	12	223	18.6	0	36
Opponents	24	466	19.4	0	26

Fumble Returns	no.	yds	avg	td	lg
TOFA, Alden	1	0	0.0	0	0
GHANWOLOKU, D	1	36	36.0	1	36
Total	2	36	18.0	1	36
Opponents	0	0	0.0	0	0



**BYU Overall Individual Statistics (as of Nov 04, 2018)**  
**All games**

Scoring	td	fg	PAT				dx	saf	pts
			kick	rush	rcv	pass			
SOUTHAM, Skyler	-	10-15	21-22	-	-	-	-	-	51
KATOA, Lopini	5	-	-	-	-	-	-	-	30
CANADA, Squally	5	-	-	-	-	-	-	-	30
ROMNEY, Gunner	2	-	-	-	-	-	-	-	12
WILSON, Zach	2	-	-	-	-	-	-	-	12
HIFO, Aleva	1	-	-	-	-	-	-	-	6
BURT, Riley	1	-	-	-	-	-	-	-	6
SHUMWAY, Talon	1	-	-	-	-	-	-	-	6
LAULU-PUTUTAU,	1	-	-	-	-	-	-	-	6
HOLKER, Dallin	1	-	-	-	-	-	-	-	6
GHANWOLOKU, D	1	-	-	-	-	-	-	-	6
HADLEY, Matt	1	-	-	-	-	-	-	-	6
EL-BAKRI, Brayde	1	-	-	-	-	-	-	-	6
COLLIE, Dylan	1	-	-	-	-	-	-	-	6
BUSHMAN, Matt	1	-	-	-	-	-	-	-	6
SIMON, Micah	-	-	-	-	1	-	-	-	2
MIKKELSEN, Andr	-	-	1-1	-	-	-	-	-	1
MANGUM, Tanner	-	-	-	-	-	1-1	-	-	0
Total	24	10-15	22-23	-	1	1-1	-	-	198
Opponents	27	4-12	25-25	0-1	-	0-1	-	-	199

Total Offense	g	plays	rush	pass	total	avg/g
MANGUM, Tanner	6	195	-44	1042	998	166.3
WILSON, Zach	5	126	84	718	802	160.4
CANADA, Squally	8	86	381	0	381	47.6
KATOA, Lopini	9	56	268	0	268	29.8
HADLEY, Matt	8	33	195	0	195	24.4
HIFO, Aleva	9	22	110	31	141	15.7
BURT, Riley	6	25	109	0	109	18.2
COLLIE, Dylan	9	9	58	0	58	6.4
PAU'U, Neil	9	5	13	40	53	5.9
ALLGEIER, Tyler	2	2	14	0	14	7.0
HOGE, Beau	3	4	6	0	6	2.0
SIMON, Micah	8	4	5	0	5	0.6
ROMNEY, Gunner	8	2	4	0	4	0.5
CHRISTENSEN, Br	9	1	-1	0	-1	-0.1
HALL, Jaren	1	1	-2	0	-2	-2.0
Team	7	9	-32	0	-32	-4.6
Total	9	584	1168	1831	2999	333.2
Opponents	9	594	1248	1759	3007	334.1

Field Goals	fg	pct.	01-19	20-29	30-39	40-49	50-99	lg	blk
SOUTHAM, Skyler	10-15	66.7	0-0	3-3	3-3	4-7	0-2	47	0

FG Sequence	BYU	Opponents
Arizona	-	43,(24)
CAL	(36)	-
Wisconsin	52,(45)	42
McNeese	(30),(22),(47)	(20),35,40
Washington	45	40,24
Utah State	43	(47)
Hawaii	-	(33)
Northern Illinois	(35),(22),51	41
Boise State	48,(26),(43),(41)	41

Punting	no.	yds	avg	lg	tb	fc	i2050+	blk
ALMOND, Rhett	35	148	42.5	57	1	12	10	7
JONES, Danny	6	227	37.8	43	0	2	2	0
Total	41	171	41.8	57	1	14	12	7
Opponents	41	180	44.1	66	3	11	15	8

Kickoffs	no.	yds	avg	tb	ob	retn	net ydIn
MIKKELSEN, Andr	39	243	62.3	11	3		
SOUTHAM, Skyler	2	69	34.5	0	0		
Total	41	249	61.0	11	3	19.4	42.9
Opponents	40	255	63.8	26	1	18.6	42.0

Numbers in (parentheses) indicate field goal was made.

**BYU Overall Individual Statistics (as of Nov 04, 2018)**  
**All games**

All Purpose	g	rush	rcv	pr	kr	ir	total	avg/g
HIFO, Aleva	9	110	247	10	135	0	502	55.8
CANADA, Sq	8	381	40	0	0	0	421	52.6
KATOA, Lopi	9	268	109	0	0	0	377	41.9
BUSHMAN,	9	0	310	0	0	0	310	34.4
SHUMWAY,	9	0	284	0	0	0	284	31.6
HADLEY, Ma	8	195	69	0	0	0	264	33.0
COLLIE, Dyla	9	58	116	0	0	0	174	19.3
ROMNEY, G	8	4	162	0	0	0	166	20.8
SHELTON, M	9	0	0	118	0	31	149	16.6
BURT, Riley	6	109	4	0	13	0	126	21.0
LAULU-PUT	5	0	120	0	0	0	120	24.0
HOLKER, Dal	9	0	90	0	0	0	90	10.0
WILSON, Zac	5	84	0	0	0	0	84	16.8
SIMON, Mica	8	5	75	0	0	0	80	10.0
ALLGEIER, T	2	14	0	0	57	0	71	35.5
PAU'U, Neil	9	13	55	0	0	0	68	7.6
MILNE, Dax	7	0	57	0	0	0	57	8.1
DAVIS, Akile	9	0	47	0	0	0	47	5.2
EL-BAKRI, Br	7	0	44	0	0	0	44	6.3
LEE, Austin	8	0	0	0	0	36	36	4.5
JACOBSON,	7	0	0	0	10	19	29	4.1
SANDLIN, Rh	9	0	0	0	0	20	20	2.2
KAUFUSI, Is	8	0	0	0	0	15	15	1.9
ANDERSON,	4	0	0	0	0	12	12	3.0
FINAU, Sione	3	0	0	0	8	0	8	2.7
HOGGE, Beau	3	6	0	0	0	0	6	2.0
CHRISTENS	9	-1	0	0	0	0	-1	-0.1
HALL, Jaren	1	-2	0	0	0	0	-2	-2.0
Team	7	-32	0	0	0	0	-32	-4.6
MANGUM, T	6	-44	2	0	0	0	-42	-7.0
Total	9	1168	1831	128	223	133	3483	387.0
Opponents	9	1248	1759	39	466	84	3596	399.6

BYU Overall Defensive Statistics (as of Nov 04, 2018)  
All games

##	Defensive Leaders	gp-gs	Tackles				tfl/yds	Sacks no-yds	Pass defense			Fumbles		blkd	
			ua	a	tot				int-yds	brup	qbh	rcv-yds	ff	kick	saf
16	TAKITAKI, Sione	9-9	45	23	68	4.0-12	1.0-9	.	3	3	.	.	.	.	.
90	KAUFUSI, Corbin	9-9	30	14	44	8.5-53	7.5-49	.	2	1	.	.	.	1	.
22	ANDERSON, Zayne	4-4	23	13	36	1.0-2	.	1-12	1	.	.	.	.	.	.
11	LEE, Austin	8-8	20	11	31	1.0-8	.	1-36	1	.	.	1	.	.	.
53	KAUFUSI, Isaiah	8-3	19	10	29	4.0-10	1.0-3	1-15	2	.	.	1	.	.	.
30	WILCOX, Chris	9-9	24	4	28	2.0-2	.	.	2	.	.	.	.	.	.
18	SHELTON, Michael	9-8	18	10	28	1.0-2	.	1-31	3	.	.	1	1	.	.
95	TONGA, Khyiris	9-7	16	8	24	3.0-16	1.5-12	.	2	1	.	.	.	.	.
5	GHANWOLOKU, Dayan	6-6	19	5	24	2.0-4	.	.	1	.	3-36	.	.	.	.
38	PAU'U, Butch	7-3	17	5	22	0.5-0	.	.	.	.	.	1	.	.	.
44	POWELL, Riggs	9-2	12	8	20	1.0-2	.	.	.	.	.	.	.	.	.
10	WARNER, Troy	9-3	11	8	19	.	.	.	.	.	.	.	.	.	.
41	PULSIPHER, Adam	9-2	6	10	16	.	.	.	1	.	.	.	.	.	.
93	EL-BAKRI, Bracken	8-7	9	6	15	.	.	.	.	.	.	.	.	.	.
52	PILI, Trajan	9-7	11	2	13	1.0-4	1.0-4	.	1	2	.	.	.	.	.
28	POWELL, Sawyer	9-0	10	2	12	.	.	.	.	.	1-0	.	.	.	.
99	DAWE, Zac	9-1	8	3	11	2.0-9	1.0-8	.	.	.	.	.	.	.	.
54	TALIAULI, Merrill	9-5	3	7	10	.	.	.	1	.	.	.	.	.	.
25	JACOBSON, Tanner	7-0	6	3	9	.	.	1-19	.	.	.	.	.	.	.
55	FAUATEA, Lorenzo	9-1	7	2	9	.	.	.	1	.	.	.	.	.	.
2	HADLEY, Matt	8-3	6	1	7	.	.	.	1	.	.	.	.	.	.
91	TUIOTI-MARINER,	9-0	4	2	6	.	.	.	.	.	.	.	.	.	.
30	ELLIS, Keenan	8-0	5	.	5	.	.	.	.	.	.	.	.	.	.
35	EL-BAKRI, Brayden	7-0	5	.	5	.	.	.	.	.	.	.	.	.	.
10	HERRON, Isaiah	4-0	2	2	4	.	.	.	.	.	.	.	.	.	.
46	SANDLIN, Rhett	9-0	4	.	4	.	.	1-20	.	.	1-0	.	.	.	.
36	MANDELL, D'Angelo	9-2	2	1	3	.	.	.	.	.	.	.	.	.	.
57	TOFA, Alden	5-0	1	2	3	.	.	.	.	.	1-0	.	.	.	.
24	KAFENTZIS, Austin	8-0	1	2	3	.	.	.	.	.	.	.	.	.	.
13	SIMON, Micah	8-2	3	.	3	.	.	.	.	.	.	.	.	.	.
10	MOORE, Malik	9-0	2	1	3	.	.	.	.	.	.	.	.	.	.
58	LEIATAUA, Uriah	5-0	1	1	2	.	.	.	1	.	.	.	.	.	.
97	CHAMBERS, Austin	3-0	.	2	2	.	.	.	.	.	.	.	.	.	.
92	KAUFUSI, Devin	8-1	1	1	2	.	.	.	.	.	.	.	.	.	.
30	ARMSTRONG, Isaiah	9-0	1	1	2	.	.	.	.	.	.	.	.	.	.
43	PRICE, Mitchell	7-0	1	.	1	.	.	.	.	.	.	.	.	.	.
39	KAPISI, Jared	9-0	1	.	1	.	.	.	.	.	.	.	.	.	.
23	FINAU, Sione	3-0	1	.	1	.	.	.	.	.	.	.	.	.	.
89	BUSHMAN, Matt	9-4	1	.	1	.	.	.	.	.	.	.	.	.	.
70	LAULU-PUTUTAU, Moro	5-4	1	.	1	.	.	.	.	.	.	.	.	.	.
47	KAUFUSI, Jackson	4-0	1	.	1	.	.	.	.	.	.	.	.	.	.
50	SAMPSON, Nate	5-0	1	.	1	.	.	.	.	.	.	1	.	.	.
98	HARRIS, Mitch	9-0	.	.	.	.	.	.	.	.	1-0	.	.	.	.
Total		9	359	170	529	31-124	14-96	6-133	23	7	7-36	5	2	.	.
Opponents		9	368	182	550	56-209	21-145	5-84	35	15	7-0	9	.	.	.

BYU Team Game-by-Game (as of Nov 04, 2018)  
All games

TEAM STATISTICS

Date	Opponent	Rushing				Receiving				Passing				Kick Returns				Punt Returns				tot off
		no.	yds	td	lg	no.	yds	td	lg	cmp	att	int	yds	td	lg	no.	yds	td	lg	no.	yds	
09/01/18	at Arizona	43	183	3	13	18	209	1	30	18-28-0	209	1	30	0	0	0	0	3	45	0	37	392
Sep 08	CAL	33	91	0	13	22	196	1	24	22-41-2	196	1	24	1	17	0	17	3	-4	0	0	287
Sep 15	at Wisconsin	28	191	2	46	13	120	1	31	13-23-0	120	1	31	0	0	0	0	0	0	0	0	311
Sep 22	MCNEESE	42	161	2	20	16	130	1	16	16-27-0	130	1	16	0	0	0	0	2	29	0	21	291
09/29/18	at Washington	28	34	1	6	18	160	0	39	18-21-0	160	0	39	1	16	0	16	0	0	0	0	194
Oct 05	UTAH STATE	16	39	0	26	30	322	3	46	30-49-1	322	3	46	4	78	0	25	2	15	0	8	361
Oct 13	HAWAII	47	280	4	39	16	194	3	26	16-24-1	194	3	26	3	55	0	24	3	23	0	10	474
Oct 27	NORTHERN ILLINOIS	37	93	0	13	18	208	0	42	18-30-1	208	0	42	1	36	0	36	4	9	0	6	301
Nov 03	at Boise State	38	96	1	23	19	292	0	59	19-29-0	292	0	59	2	21	0	13	1	11	0	11	388
Opponents		312	1168	13	46	170	1831	10	59	170-272-5	1831	10	59	12	223	0	36	18	128	0	37	2999
Opponents		323	1248	15	36	173	1759	11	52	173-271-6	1759	11	52	24	466	0	26	10	39	0	16	3007

Games: 9 • Avg/rush: 3.7 • Avg/catch: 10.8 • Pass effic: 127.50 • KR avg: 18.6 • PR avg: 7.1 • All purpose avg/game: 387.0 • Total offense a

Date	Opponent	Tackles				Sacks no-yds	Fumble		Pass Defense			blkd kick	PAT Attempts			off				
		ua	a	total	tfl-yds		ff	fr-yds	int-yds	qbh	brup		kick	rush	rcv	saf	t/o	pts		
09/01/18	at Arizona	43	10	53	2.0-16	1.0-12	0	0-0	0-0	0	5	1	4-4	0	0	0	0	0	0	28
Sep 08	CAL	48	16	64	3.0-4	0.0-0	1	2-36	1-15	1	5	0	1-1	0	1	0	7	18		
Sep 15	at Wisconsin	41	42	83	3.0-13	2.0-12	0	0-0	1-12	1	1	0	3-3	0	0	0	7	24		
Sep 22	MCNEESE	35	10	45	4.0-19	2.0-9	2	2-0	2-39	1	1	1	3-3	0	0	0	13	30		
09/29/18	at Washington	34	26	60	3.0-17	1.0-13	1	1-0	0-0	0	0	0	1-1	0	0	0	7	7		
Oct 05	UTAH STATE	52	8	60	3.0-4	0.0-0	0	0-0	0-0	2	2	0	2-3	0	0	0	0	20		
Oct 13	HAWAII	34	16	50	4.0-23	4.0-23	1	1-0	1-36	1	5	0	7-7	0	0	0	14	49		
Oct 27	NORTHERN ILLINOIS	36	8	44	6.0-21	2.0-11	0	0-0	0-0	1	1	0	0-0	0	0	0	0	6		
Nov 03	at Boise State	36	34	70	3.0-7	2.0-5	0	1-0	1-31	0	3	0	1-1	0	0	0	10	16		
Opponents		359	170	529	31.0-124	13.0-85	5	7-36	6-133	7	23	2	22-23	0	1	0	58	198		
Opponents		368	182	550	56.0-209	21.0-145	9	7-0	5-84	15	35	0	25-25	0	0	0	28	199		

Date	Opponent	Punting										Field Goals			Kickoffs				
		no.	yds	avg	long	blkd	tb	fc	50+	i20	md-att	long	blkd	no.	yds	avg	tb	ob	
09/01/18	at Arizona	4	160	40.0	44	0	0	2	0	1	0-0	0	0	5	324	64.8	2	0	
Sep 08	CAL	6	266	44.3	52	0	1	2	2	2	1-1	36	0	3	190	63.3	0	0	
Sep 15	at Wisconsin	4	193	48.2	50	0	0	1	2	2	1-2	45	0	5	309	61.8	1	0	
Sep 22	MCNEESE	4	172	43.0	48	0	0	0	0	1	3-3	47	0	6	369	61.5	4	0	
09/29/18	at Washington	6	233	38.8	48	0	0	2	0	0	0-1	0	0	2	129	64.5	1	0	
Oct 05	UTAH STATE	5	204	40.8	51	0	0	3	1	2	0-1	0	0	4	199	49.8	0	0	
Oct 13	HAWAII	3	114	38.0	42	0	0	0	0	0	0-0	0	0	8	490	61.2	1	1	
Oct 27	NORTHERN ILLINOIS	7	294	42.0	57	0	0	4	2	4	2-3	35	0	3	182	60.7	1	1	
Nov 03	at Boise State	2	77	38.5	47	0	0	0	0	0	3-4	43	0	5	307	61.4	1	1	
Opponents		41	1713	41.8	57	0	1	14	7	12	10-15	47	0	41	2499	61.0	11	3	
Opponents		41	1809	44.1	66	0	3	11	8	15	4-12	47	2	40	2552	63.8	26	1	



BYU Opponent Game-by-Game (as of Nov 04, 2018)  
All games

OPPONENT STATISTICS

Date	Opponent	Rushing				Receiving				Passing				Kick Returns				Punt Returns				tot off		
		no.	yds	td	lg	no.	yds	td	lg	cmp	att	int	yds	td	lg	no.	yds	td	lg	no.	yds		td	lg
09/01/18	at Arizona	35	129	2	26	17	197	1	33	17	34	0	197	1	33	3	71	0	25	0	0	0	0	326
Sep 08	CAL	37	167	1	17	24	219	2	52	24	36	1	219	2	52	3	63	0	26	2	1	0	2	386
Sep 15	at Wisconsin	43	204	3	31	18	190	0	27	18	28	1	190	0	27	4	84	0	24	1	1	0	1	394
Sep 22	MCNEESE	28	73	0	14	18	134	0	39	18	26	2	134	0	39	2	37	0	22	2	17	0	12	207
09/29/18	at Washington	37	187	4	28	23	277	1	30	23	25	0	277	1	30	0	0	0	0	3	16	0	16	464
Oct 05	UTAH STATE	42	223	1	36	18	165	4	40	18	28	0	165	4	40	3	57	0	22	0	0	0	0	388
Oct 13	HAWAII	28	63	1	8	22	248	2	42	22	38	1	248	2	42	5	89	0	25	1	1	0	0	311
Oct 27	NORTHERN ILLINOIS	36	89	1	11	10	115	0	29	10	21	0	115	0	29	1	14	0	14	1	3	0	3	204
Nov 03	at Boise State	37	113	2	11	23	214	1	31	23	35	1	214	1	31	3	51	0	26	0	0	0	0	327
		323	1248	15	36	173	1759	11	52	173	271	6	1759	11	52	24	466	0	26	10	39	0	16	3007
BYU		312	1168	13	46	170	1831	10	59	170	272	5	1831	10	59	12	223	0	36	18	128	0	37	2999

Games: 9 • Avg/rush: 3.9 • Avg/catch: 10.2 • Pass effic: 127.33 • KR avg: 19.4 • PR avg: 3.9 • All purpose avg/game: 399.6 • Total offense a

Date	Opponent	Tackles				Sacks	Fumble	Pass Defense			blkd	PAT Attempts			off				
		ua	a	total	tfl-yds	no-yds	ff	fr-yds	int-yds	qbh	brup	kick	kick	rush	rcv	saf	t/o	pts	
09/01/18	at Arizona	43	28	71	2.0-3	0.0-0	0	0-0	0-0	0	4	0	2-2	0	0	0	0	0	23
Sep 0	CAL	42	24	66	6.0-22	2.0-14	1	0-0	2-20	3	7	0	3-3	0	0	0	0	0	21
Sep 1	at Wisconsin	24	24	48	6.0-16	1.0-5	0	0-0	0-0	4	5	0	3-3	0	0	0	0	0	21
Sep 2	MCNEESE	50	8	58	8.0-10	0.0-0	1	1-0	0-0	0	5	0	0-0	0	0	0	0	0	3
09/29/18	at Washington	31	28	59	8.0-36	2.0-21	3	1-0	0-0	0	2	0	5-5	0	0	0	0	7	35
Oct 05	UTAH STATE	41	8	49	5.0-24	1.0-15	2	2-0	1-56	4	8	0	6-6	0	0	0	0	21	45
Oct 13	HAWAII	50	14	64	4.0-16	3.0-14	0	0-0	1-4	3	1	0	2-2	0	0	0	0	0	23
Oct 27	NORTHERN ILLINOIS	50	12	62	8.0-26	5.0-23	0	0-0	1-4	1	2	0	1-1	0	0	0	0	0	7
Nov 0	at Boise State	37	36	73	9.0-56	7.0-53	2	3-0	0-0	0	1	0	3-3	0	0	0	0	0	21
		368	182	550	56.0-209	21.0-145	9	7-0	5-84	15	35	0	25-25	0	0	0	0	28	199
BYU		359	170	529	31.0-124	13.0-85	5	7-36	6-133	7	23	2	22-23	0	1	0	0	58	198

Date	Opponent	Punting									Field Goals			Kickoffs				
		no.	yds	avg	long	blkd	tb	fc	50+	i20	md-att	long	blkd	no.	yds	avg	tb	ob
09/01/18	at Arizona	5	228	45.6	53	0	1	1	1	1	1-2	24	1	5	322	64.4	4	1
Sep 0	CAL	6	255	42.5	48	0	0	2	0	3	0-0	0	0	4	260	65.0	3	0
Sep 1	at Wisconsin	4	172	43.0	63	0	0	3	1	2	0-1	0	0	4	260	65.0	4	0
Sep 2	MCNEESE	4	184	46.0	66	0	1	0	2	1	1-3	20	1	2	135	67.5	2	0
09/29/18	at Washington	1	40	40.0	40	0	0	1	0	1	0-2	0	0	6	364	60.7	4	0
Oct 05	UTAH STATE	5	214	42.8	50	0	0	1	1	2	1-1	47	0	8	525	65.6	4	0
Oct 13	HAWAII	4	177	44.2	45	0	0	1	0	1	1-1	33	0	5	309	61.8	2	0
Oct 27	NORTHERN ILLINOIS	9	421	46.8	56	0	1	1	3	3	0-1	0	0	2	127	63.5	1	0
Nov 0	at Boise State	3	118	39.3	49	0	0	1	0	1	0-1	0	0	4	250	62.5	2	0
		41	1809	44.1	66	0	3	11	8	15	4-12	47	2	40	2552	63.8	26	1
BYU		41	1713	41.8	57	0	1	14	7	12	10-15	47	0	41	2499	61.0	11	3

BYU Game Superlatives (as of Nov 04, 2018)  
All games

INDIVIDUAL GAME HIGHS

Rushes	24	CANADA, Squally at Arizona (09/01/18)
Yards Rushing	118	CANADA, Squally at Wisconsin (Sep 15, 2018)
TD Rushes	3	CANADA, Squally at Arizona (09/01/18)
Long Rush	46	CANADA, Squally at Wisconsin (Sep 15, 2018)
Pass attempts	45	MANGUM, Tanner vs Utah State (Oct 05, 2018)
Pass completions	27	MANGUM, Tanner vs Utah State (Oct 05, 2018)
Yards Passing	270	MANGUM, Tanner vs Utah State (Oct 05, 2018)
TD Passes	3	WILSON, Zach vs Hawaii (Oct 13, 2018)
Long Pass	59	WILSON, Zach at Boise State (Nov 03, 2018)
Receptions	7	KATOA, Lopini at Washington (09/29/18)
Yards Receiving	110	SHUMWAY, Talon vs Utah State (Oct 05, 2018)
TD Receptions	1	BUSHMAN, Matt at Arizona (09/01/18)
	1	EL-BAKRI, Brayden vs CAL (Sep 08, 2018)
	1	LAULU-PUTUTAU, Moroni at Wisconsin (Sep 15, 2018)
	1	SHUMWAY, Talon vs McNeese (Sep 22, 2018)
	1	KATOA, Lopini vs Utah State (Oct 05, 2018)
	1	ROMNEY, Gunner vs Utah State (Oct 05, 2018)
	1	COLLIE, Dylan vs Utah State (Oct 05, 2018)
	1	HIFO, Aleva vs Hawaii (Oct 13, 2018)
	1	ROMNEY, Gunner vs Hawaii (Oct 13, 2018)
	1	HOLKER, Dallin vs Hawaii (Oct 13, 2018)
Long Reception	59	HADLEY, Matt at Boise State (Nov 03, 2018)
Field Goals	3	SOUTHAM, Skyler vs McNeese (Sep 22, 2018)
	3	SOUTHAM, Skyler at Boise State (Nov 03, 2018)
Long Field Goal	47	SOUTHAM, Skyler vs McNeese (Sep 22, 2018)
Punts	7	ALMOND, Rhett vs Northern Illinois (Oct 27, 2018)
Punting Avg	48.2	ALMOND, Rhett at Wisconsin (Sep 15, 2018)
Long Punt	57	ALMOND, Rhett vs Northern Illinois (Oct 27, 2018)
Punts inside 20	4	ALMOND, Rhett vs Northern Illinois (Oct 27, 2018)
Long Punt Return	37	SHELTON, Michael at Arizona (09/01/18)
Long Kickoff Return	36	ALLGEIER, Tyler vs Northern Illinois (Oct 27, 2018)
Tackles	12	ANDERSON, Zayne vs CAL (Sep 08, 2018)
	12	TAKITAKI, Sione at Wisconsin (Sep 15, 2018)
Sacks	2.0	KAUFUSI, Corbin vs Hawaii (Oct 13, 2018)
Tackles For Loss	2.0	KAUFUSI, Corbin at Arizona (09/01/18)
	2.0	TAKITAKI, Sione vs CAL (Sep 08, 2018)
	2.0	WILCOX, Chris vs McNeese (Sep 22, 2018)
	2.0	KAUFUSI, Corbin vs Hawaii (Oct 13, 2018)
	2.0	GHANWOLOKU, Dayan vs Northern Illinois (Oct 27, 2018)
	2.0	KAUFUSI, Isaiah vs Northern Illinois (Oct 27, 2018)
Interceptions	1	KAUFUSI, Isaiah vs CAL (Sep 08, 2018)
	1	ANDERSON, Zayne at Wisconsin (Sep 15, 2018)
	1	JACOBSON, Tanner vs McNeese (Sep 22, 2018)
	1	SANDLIN, Rhett vs McNeese (Sep 22, 2018)
	1	LEE, Austin vs Hawaii (Oct 13, 2018)
	1	SHELTON, Michael at Boise State (Nov 03, 2018)

BYU Game Superlatives (as of Nov 04, 2018)  
All games

TEAM GAME HIGHS

Rushes	47	vs Hawaii (Oct 13, 2018)
Yards Rushing	280	vs Hawaii (Oct 13, 2018)
Yards Per Rush	6.8	at Wisconsin (Sep 15, 2018)
TD Rushes	4	vs Hawaii (Oct 13, 2018)
Pass attempts	49	vs Utah State (Oct 05, 2018)
Pass completions	30	vs Utah State (Oct 05, 2018)
Yards Passing	322	vs Utah State (Oct 05, 2018)
Yards Per Pass	10.1	at Boise State (Nov 03, 2018)
TD Passes	3	vs Utah State (Oct 05, 2018)
	3	vs Hawaii (Oct 13, 2018)
Total Plays	74	vs CAL (Sep 08, 2018)
Total Offense	474	vs Hawaii (Oct 13, 2018)
Yards Per Play	6.7	vs Hawaii (Oct 13, 2018)
Points	49	vs Hawaii (Oct 13, 2018)
Sacks By	4	vs Hawaii (Oct 13, 2018)
First Downs	26	vs Hawaii (Oct 13, 2018)
Penalties	10	at Arizona (09/01/18)
Penalty Yards	94	at Arizona (09/01/18)
Turnovers	3	vs Utah State (Oct 05, 2018)
	3	at Boise State (Nov 03, 2018)
Interceptions By	2	vs McNeese (Sep 22, 2018)
Punts	7	vs Northern Illinois (Oct 27, 2018)
Punting Avg	48.2	at Wisconsin (Sep 15, 2018)
Long Punt	57	vs Northern Illinois (Oct 27, 2018)
Punts inside 20	4	vs Northern Illinois (Oct 27, 2018)
Long Punt Return	37	at Arizona (09/01/18)

BYU Game Superlatives (as of Nov 04, 2018)  
All games

OPPONENT INDIVIDUAL GAME HIGHS

Rushes	26	Taylor, J., at Wisconsin (Sep 15, 2018)
Yards Rushing	117	Taylor, J., at Wisconsin (Sep 15, 2018)
TD Rushes	2	Deal, Taiwan, at Wisconsin (Sep 15, 2018)
	2	Ahmed, Salvon, at Washington (09/29/18)
	2	MATTISON, Alex, at Boise State (Nov 03, 2018)
Long Rush	36	VAUGHNS, AAREN, vs Utah State (Oct 05, 2018)
Pass attempts	38	MCDONALD, Cole, vs Hawaii (Oct 13, 2018)
Pass completions	23	Browning, Jake, at Washington (09/29/18)
	23	RYPIEN, Brett, at Boise State (Nov 03, 2018)
Yards Passing	277	Browning, Jake, at Washington (09/29/18)
TD Passes	4	LOVE, JORDAN, vs Utah State (Oct 05, 2018)
Long Pass	52	Garbers, Chase, vs CAL (Sep 08, 2018)
Receptions	9	URSUA, John, vs Hawaii (Oct 13, 2018)
Yards Receiving	107	Fuller, Aaron, at Washington (09/29/18)
TD Receptions	2	TARVER, R., vs Utah State (Oct 05, 2018)
Long Reception	52	Noa, Kanawai, vs CAL (Sep 08, 2018)
Field Goals	1	Havrisik, L., at Arizona (09/01/18)
	1	Raborn, Gunnar, vs McNeese (Sep 22, 2018)
	1	EBERLE, D., vs Utah State (Oct 05, 2018)
	1	MESKELL, Ryan, vs Hawaii (Oct 13, 2018)
Long Field Goal	47	EBERLE, D., vs Utah State (Oct 05, 2018)
Punts	9	FERENCE, Matt, vs Northern Illinois (Oct 27, 2018)
Punting Avg	46.8	FERENCE, Matt, vs Northern Illinois (Oct 27, 2018)
Long Punt	66	Kjellsten, Alex, vs McNeese (Sep 22, 2018)
Punts inside 20	3	Coutts, Steven, vs CAL (Sep 08, 2018)
	3	FERENCE, Matt, vs Northern Illinois (Oct 27, 2018)
Long Punt Return	16	Fuller, Aaron, at Washington (09/29/18)
Long Kickoff Return	26	Davis, Ashtyn, vs CAL (Sep 08, 2018)
	26	SHAKIR, Khalil, at Boise State (Nov 03, 2018)
Tackles	16	Schooler, C., at Arizona (09/01/18)
Sacks	2.0	HENDRIE, M., vs Hawaii (Oct 13, 2018)
	2.0	CORCORAN, Josh, vs Northern Illinois (Oct 27, 2018)
	2.0	WEAVER, Curtis, at Boise State (Nov 03, 2018)
Tackles For Loss	2.5	McCoy, Cory, vs McNeese (Sep 22, 2018)
	2.5	WEAVER, Curtis, at Boise State (Nov 03, 2018)
Interceptions	1	Hawkins, Jaylin, vs CAL (Sep 08, 2018)
	1	Beck, Traveon, vs CAL (Sep 08, 2018)
	1	GALEAI, TIPAI, vs Utah State (Oct 05, 2018)
	1	FARRIS, R., vs Hawaii (Oct 13, 2018)
	1	WILLIAMS, Mykel, vs Northern Illinois (Oct 27, 2018)

BYU Game Superlatives (as of Nov 04, 2018)  
All games

OPPONENT TEAM GAME HIGHS

Rushes	43	at Wisconsin (Sep 15, 2018)
Yards Rushing	223	vs Utah State (Oct 05, 2018)
Yards Per Rush	5.3	vs Utah State (Oct 05, 2018)
TD Rushes	4	at Washington (09/29/18)
Pass attempts	38	vs Hawaii (Oct 13, 2018)
Pass completions	24	vs CAL (Sep 08, 2018)
Yards Passing	277	at Washington (09/29/18)
Yards Per Pass	11.1	at Washington (09/29/18)
TD Passes	4	vs Utah State (Oct 05, 2018)
Total Plays	73	vs CAL (Sep 08, 2018)
Total Offense	464	at Washington (09/29/18)
Yards Per Play	7.5	at Washington (09/29/18)
Points	45	vs Utah State (Oct 05, 2018)
Sacks By	7	at Boise State (Nov 03, 2018)
First Downs	26	at Washington (09/29/18)
Penalties	12	vs Utah State (Oct 05, 2018)
Penalty Yards	125	vs Utah State (Oct 05, 2018)
Turnovers	4	vs McNeese (Sep 22, 2018)
Interceptions By	2	vs CAL (Sep 08, 2018)
Punts	9	vs Northern Illinois (Oct 27, 2018)
Punting Avg	46.8	vs Northern Illinois (Oct 27, 2018)
Long Punt	66	vs McNeese (Sep 22, 2018)
Punts inside 20	3	vs CAL (Sep 08, 2018)
	3	vs Northern Illinois (Oct 27, 2018)
Long Punt Return	16	at Washington (09/29/18)



BYU Red-Zone Results (as of Nov 04, 2018)  
All games

BYU Inside Opponent Red-Zone

Date	Opponent	Score	Times In RZ	Times Score	Total Pts	Rush TDs	Pass TDs	FGs Made	Failed to score inside RZ						
									FGA	Dow	Int	Fum	Half	Gam	
09/01/18	at Arizona	28-23	3	3	21	3	3	0	0	0	0	0	0	0	0
Sep 08, 201	CAL	L 18-21	3	2	11	1	0	1	1	0	0	1	0	0	0
Sep 15, 201	at Wisconsin	24-21	2	2	14	2	2	0	0	0	0	0	0	0	0
Sep 22, 201	MCNEESE	30-3	6	5	27	3	2	1	2	0	0	0	0	1	0
09/29/18	at Washington	L 7-35	2	1	7	1	1	0	0	1	0	0	0	0	0
Oct 05, 201	UTAH STATE	L 20-45	3	3	20	3	0	3	0	0	0	0	0	0	0
Oct 13, 201	HAWAII	49-23	6	5	35	5	3	2	0	0	0	0	0	1	0
Oct 27, 201	NORTHERN ILLINOIS	L 6-7	2	2	6	0	0	0	2	0	0	0	0	0	0
Nov 03, 201	at Boise State	L 16-21	5	3	13	1	1	0	2	0	0	0	1	1	0
Totals			32	26	154	19	12	7	7	1	0	1	1	3	0
26 of 32 (81.2%)															

Opponents Inside BYU Red-Zone

Date	Opponent	Score	Times In RZ	Times Score	Total Pts	Rush TDs	Pass TDs	FGs Made	Failed to score inside RZ						
									FGA	Dow	Int	Fum	Half	Gam	
09/01/18	at Arizona	28-23	4	4	23	3	2	1	1	0	0	0	0	0	0
Sep 08, 201	CAL	L 18-21	2	1	7	1	1	0	0	0	1	0	0	0	0
Sep 15, 201	at Wisconsin	24-21	3	3	21	3	3	0	0	0	0	0	0	0	0
Sep 22, 201	MCNEESE	30-3	2	1	3	0	0	0	1	1	0	0	0	0	0
09/29/18	at Washington	L 7-35	7	5	35	5	4	1	0	2	0	0	0	0	0
Oct 05, 201	UTAH STATE	L 20-45	5	5	35	5	1	4	0	0	0	0	0	0	0
Oct 13, 201	HAWAII	49-23	4	4	23	3	1	2	1	0	0	0	0	0	0
Oct 27, 201	NORTHERN ILLINOIS	L 6-7	1	1	7	1	1	0	0	0	0	0	0	0	0
Nov 03, 201	at Boise State	L 16-21	4	3	21	3	2	1	0	1	0	0	0	0	0
Totals			32	27	175	24	15	9	3	4	1	0	0	0	0
27 of 32 (84.4%)															

BYU Games Played (as of Nov 04, 2018)  
All games

##	PLAYER	GP-GS	ARIZ	CAL	WIS	MCN	WASH	USU	UH	NIU	BSU
45	ALLGEIER, Tyler	2/-	...	...	...	...	...	...	XXX	XXX	...
26	ALMOND, Rhett	9/-	XXX	XXX	XXX	XXX	XXX	XXX	XXX	XXX	XXX
23	ANDERSON, Zayne	4/4	START	START	START	...	...	START	...	...	...
3D	ARMSTRONG, I.	9/-	XXX	XXX	XXX	XXX	XXX	XXX	XXX	XXX	XXX
34	BURT, Riley	6/-	...	...	XXX	XXX	XXX	...	XXX	XXX	XXX
89	BUSHMAN, Matt	9/4	START	XXX	XXX	XXX	XXX	START	XXX	START	START
22	CANADA, Squally	8/6	START	START	START	START	START	XXX	...	XXX	START
97	CHAMBERS, A.	3/-	...	...	XXX	XXX	XXX	...	...	...	...
67	CHRISTENSEN, B.	9/9	START	START	START	START	START	START	START	START	START
3	COLLIE, Dylan	9/-	XXX	XXX	XXX	XXX	XXX	XXX	XXX	XXX	XXX
37	CRIDDLE, Matt	9/-	XXX	XXX	XXX	XXX	XXX	XXX	XXX	XXX	XXX
1	DAVIS, Akile	9/1	XXX	XXX	XXX	XXX	START	XXX	XXX	XXX	XXX
99	DAWE, Zac	9/1	XXX	XXX	XXX	XXX	XXX	XXX	START	XXX	XXX
93	EL-BAKRI, Brac.	8/7	START	START	START	START	START	...	XXX	START	START
35	EL-BAKRI, Bray.	7/-	XXX	XXX	...	...	XXX	XXX	XXX	XXX	XXX
30	ELLIS, Keenan	8/-	XXX	XXX	XXX	XXX	XXX	...	XXX	XXX	XXX
66	EMPEY, James	9/9	START	START	START	START	START	START	START	START	START
55	FAUATEA, L.	9/1	XXX	XXX	XXX	XXX	XXX	XXX	XXX	START	XXX
23	FINAU, Sione	3/-	...	...	...	...	...	...	XXX	XXX	XXX
64	FOLEY, Matt	3/-	XXX	...	...	...	...	...	XXX	...	XXX
27	FOWLER, Gavin	9/-	XXX	XXX	XXX	XXX	XXX	XXX	XXX	XXX	XXX
5	GHANWOLOKU, D.	6/6	START	START	START	...	...	...	START	START	START
2	HADLEY, Matt	8/3	XXX	XXX	...	XXX	XXX	START	XXX	START	START
1G	HALL, Jaren	1/-	...	...	...	...	...	...	...	...	XXX
33	HARRIS, Koy	1/-	...	...	...	...	XXX	...	...	...	...
98	HARRIS, Mitch	9/-	XXX	XXX	XXX	XXX	XXX	XXX	XXX	XXX	XXX
77	HERRING, C.	8/-	XXX	XXX	XXX	XXX	XXX	...	XXX	XXX	XXX
10	HERRON, Isaiah	4/-	XXX	XXX	XXX	...	...	...	XXX	...	...
15	HIFO, Aleva	9/7	START	START	START	XXX	START	START	START	START	XXX
7	HOGE, Beau	3/-	...	XXX	...	XXX	XXX	...	...	...	...
69	HOGE, Tristen	9/9	START	START	START	START	START	START	START	START	START
32	HOLKER, Dallin	9/1	XXX	XXX	START	XXX	XXX	XXX	XXX	XXX	XXX
71	HOYT, Austin	9/9	START	START	START	START	START	START	START	START	START
25	JACOBSON, T.	7/-	XXX	...	...	XXX	XXX	XXX	XXX	XXX	XXX
70	JIMENEZ, Jacob	5/-	...	...	...	XXX	XXX	...	XXX	XXX	XXX
19	JONES, Danny	4/-	...	...	...	XXX	XXX	XXX	XXX	...	...
24	KAFENTZIS, A.	8/-	XXX	XXX	XXX	XXX	XXX	XXX	XXX	XXX	...
94	KALUHIOKALANI,K	1/-	...	...	...	XXX	...	...	...	...	...
39	KAPISI, Jared	9/-	XXX	XXX	XXX	XXX	XXX	XXX	XXX	XXX	XXX
4	KATO, Lopini	9/2	XXX	XXX	XXX	XXX	XXX	START	START	XXX	XXX
90	KAUFUSI, Corbin	9/9	START	START	START	START	START	START	START	START	START
92	KAUFUSI, Devin	8/1	XXX	XXX	XXX	XXX	START	XXX	XXX	...	XXX
53	KAUFUSI, Isaiah	8/3	...	XXX	XXX	XXX	XXX	XXX	START	START	START
47	KAUFUSI, J.	4/-	...	...	...	XXX	XXX	...	XXX	XXX	...
76	LaCHANCE, H.	2/-	...	...	...	XXX	...	XXX	...	...	...
73	LAPUAHO, Ului	9/-	XXX	XXX	XXX	XXX	XXX	XXX	XXX	XXX	XXX
17	LAULU-PUTUTAU,M	5/4	XXX	START	START	START	START	...	...	...	...

BYU Games Played (as of Nov 04, 2018)  
All games

##	PLAYER	GP-GS	ARIZ	CAL	WIS	MCN	WASH	USU	UH	NIU	BSU
11	LEE, Austin	8/8	START	START	START	START	START	START	START	...	START
58	LEIATAUA, U.	5/-	XXX	XXX	...	...	XXX	...	XXX	...	XXX
74	LONGSON, K.	4/-	XXX	XXX	...	...	...	...	XXX	XXX	...
83	LOTULELEI, I.	2/-	...	XXX	...	XXX	...	...	...	...	...
36	MANDELL, D.	9/2	XXX	XXX	XXX	XXX	XXX	XXX	START	START	XXX
12	MANGUM, Tanner	6/6	START	START	START	START	START	START	...	...	...
29	MIKKELSEN, A.	9/-	XXX	XXX	XXX	XXX	XXX	XXX	XXX	XXX	XXX
82	MILNE, Dax	7/3	...	...	XXX	START	START	START	XXX	XXX	XXX
1C	MOORE, Malik	9/-	XXX	XXX	XXX	XXX	XXX	XXX	XXX	XXX	XXX
88	NWIGWE, JJ	4/1	XXX	START	XXX	XXX	...	...	...	...	...
38	PAU'U, Butch	7/3	START	START	...	XXX	START	XXX	XXX	...	XXX
84	PAU'U, Neil	9/1	START	XXX	XXX	XXX	XXX	XXX	XXX	XXX	XXX
52	PILI, Trajan	9/7	START	START	XXX	START	XXX	START	START	START	START
44	POWELL, Riggs	9/2	XXX	XXX	XXX	START	XXX	XXX	XXX	XXX	START
28	POWELL, Sawyer	9/-	XXX	XXX	XXX	XXX	XXX	XXX	XXX	XXX	XXX
43	PRICE, Mitchell	7/-	XXX	XXX	XXX	XXX	XXX	...	XXX	...	XXX
41	PULSIPHER, Adam	9/2	XXX	XXX	START	START	XXX	XXX	XXX	XXX	XXX
87	PULSIPHER, Add.	9/2	XXX	START	XXX	XXX	XXX	XXX	START	XXX	XXX
80	ROMNEY, Gunner	8/4	...	XXX	XXX	START	XXX	XXX	START	START	START
61	SALEAPAGA, K.	7/7	...	...	START	START	START	START	START	START	START
50	SAMPSON, Nate	5/-	...	...	...	XXX	...	XXX	XXX	XXX	XXX
46	SANDLIN, Rhett	9/-	XXX	XXX	XXX	XXX	XXX	XXX	XXX	XXX	XXX
18	SHELTON, M.	9/8	START	START	START	START	START	START	START	XXX	START
59	SHOAF, Thomas	7/2	START	START	XXX	XXX	XXX	XXX	XXX	...	...
21	SHUMWAY, Talon	9/6	XXX	XXX	START	XXX	START	START	START	START	START
13	SIMON, Micah	8/2	START	XXX	XXX	START	XXX	XXX	XXX	XXX	...
20	SOUTHAM, Skyler	9/-	XXX	XXX	XXX	XXX	XXX	XXX	XXX	XXX	XXX
16	TAKITAKI, Sione	9/9	START	START	START	START	START	START	START	START	START
54	TALIAULI, M.	9/5	XXX	XXX	START	XXX	START	START	XXX	START	START
57	TOFA, Alden	5/-	XXX	...	...	XXX	XXX	XXX	XXX	...	...
95	TONGA, Khyiris	9/7	START	START	START	START	START	START	START	XXX	XXX
3E	TOOLEY, Max	1/-	...	...	...	...	...	...	XXX	...	...
49	TUIFUA, Langi	1/-	...	...	...	...	...	...	XXX	...	...
51	TUILOMA, Jeddy	2/-	...	...	...	XXX	...	...	...	XXX	...
91	TUIOTI-MARINER,	9/-	XXX	XXX	XXX	XXX	XXX	XXX	XXX	XXX	XXX
1D	WARNER, Troy	9/3	XXX	XXX	XXX	START	XXX	START	XXX	START	XXX
3C	WILCOX, Chris	9/9	START	START	START	START	START	START	START	START	START
56	WILGAR, Payton	2/-	...	...	...	...	...	...	XXX	XXX	...
1B	WILSON, Zach	5/3	...	...	...	XXX	...	XXX	START	START	START