

BYU FOOTBALL

1984 NATIONAL CHAMPIONS • 35 BOWL GAMES • NO. 6 IN WINS OVER LAST 40 SEASONS

2018 SCHEDULE (Local times)

DATE	OPPONENT	TIME/RESULT	TV
9/1	at Arizona	W 28-23	ESPN
BYU dominated the line of scrimmage and Squally Canada ran for three touchdowns en route to a 28-23 victory on the road at Arizona.			
9/8	California	L 21-18	ESPN2
Despite forcing three turnovers, BYU couldn't get the offense going in a 21-18 loss to Cal in the home opener at LaVell Edwards Stadium.			
9/15	at No. 6 Wisconsin	W 24-21	ABC
BYU stunned the No. 6 team in the country with stout play in the trenches, going toe-to-toe with Big Ten powerhouse and winning 24-21.			
9/22	McNeese State	W 30-3	BYUtv
A 24-point second quarter sparked by a blocked field goal carried BYU to its third win of the season over McNeese, the No. 10 school in the FCS.			
9/29	at No. 11 Washington	L 35-7	FOX
The No. 11 Huskies defeated the Cougars 35-7 in Seattle at Husky Stadium. Washington was able to control both sides of the ball in a lopsided victory.			
10/5	Utah State	L 45-20	ESPN2
The Aggies took advantage of BYU's mistakes again to the tune of a 45-20 win at LaVell Edwards Stadium. Utah State scored 21 points of BYU's three turnovers.			
10/13	Hawai'i	W 49-23	ESPN2
BYU's offense and defense came to play as the Cougars dominated Hawai'i on both sides to the tune of a 49-23 victory on homecoming.			
10/27	Northern Illinois	L 7-6	ESPNU
Northern Illinois scored a touchdown to start the second half and it was enough in a defensive struggle. The Cougars kicked two field goals in the loss.			
11/3	at Boise State	L 21-16	ESPN2
Despite outgaining the Broncos, a last-second effort to get into the end zone from the 2-yard line stalled as the clock ran out and BYU fell 21-16 to Boise State.			
11/10	at UMass	W 35-16	11/NESN/ BYUtv
BYU avenged last season's miscue with a 35-16 win over UMass. Despite a slow start, BYU rattled off 35 unanswered points en route to the victory.			
11/17	New Mexico State	W 45-10	ESPN2
BYU ran past New Mexico State with 317 rushing yards in a 45-10 victory on Senior Night. Lopini Katoa led the charge with 155 yards and four scores.			
11/24	at Utah	8:00 p.m.	FS1
The Deseret Duel returns to the final regular season game for the first time since 2010. BYU looks to snap Utah's seven game winning streak.			

GAME NOTES TWITTER




For the most up-to-date notes follow @BYUGameNotes on Twitter throughout gameday. Track milestones, news and notes as they happen, along with other exciting facts, stats and more.



BYU (6-5) COUGARS

Head Coach . . . Kalani Sitake (3rd yr)
 Alma Mater BYU, 2000
 Career Record 19-18
 Record at BYU same
 Sitake vs. Utah 0-2

UTAH (8-3) UTES

Head Coach . . . Kyle Whittingham (14th yr)
 Alma Mater BYU, 1981
 Career Record 119-59
 Record at Utah same
 Whittingham vs. BYU 9-3

GAME STORYLINES

- **THE SERIES.** BYU and Utah are meeting for the 93rd time in the history of the two programs. The Cougars trail in the Deseret First Duel 31-57-4. Utah is on a seven-game winning streak, the second longest for either team in the rivalry. BYU won nine games in a row from 1979-1987. Since 2005, 10 of the 12 matchups have been decided by one score, including last year's 19-13 loss to the Utes in Provo. The Cougars' last win in Salt Lake City was in 2006, when quarterback John Beck found tight end Jonny Harline in the end zone on the final play of the game for a 33-31 victory.
- **WE ARE ALL COUGARS.** Both head coaches in the matchup are BYU graduates and former players at BYU. Head coach Kalani Sitake was a fullback for the Cougars from 1994, 1997-2000 while Utah head coach Kyle Whittingham was a linebacker from 1978-1981. Whittingham was an all-WAC and WAC Defensive Player of the Year in 1981 at BYU. Utah linebackers coach Justin Ena and tight ends coach Freddie Whittingham also played football at BYU. Guy Holliday, Utah wide receivers coach, held the same position at BYU prior to heading up north.
- **COACHING TREE.** Kyle Whittingham's coaching tree includes Kalani Sitake. Sitake worked for Whittingham for 10 seasons at the University of Utah. Sitake started as a linebackers coach for Whittingham in 2005. In 2009, Sitake was promoted to defensive coordinator and in 2012 as assistant head coach. Sitake is also connected to Gary Andersen, Utah's associate head coach. When Andersen was the head coach at Southern Utah, Sitake worked for him as the running backs and tight ends coach. Sitake also went with Andersen to Oregon State in 2015 as his assistant head coach and defensive coordinator. Sitake credits Whittingham and Andersen, along with Hall of Fame BYU coach LaVell Edwards as three of his biggest coaching mentors. In addition to Sitake, Aaron Roderick and Ilaisa Tuiaiki also spent time at Utah as assistants.
- **YOUNG GUNS.** BYU has played 26 freshmen this season, including 17 true freshmen. There have been 11 different freshmen that have started games for the Cougars, including five true freshmen. Against Hawai'i, BYU started seven freshmen, including six on offense. Only Minnesota had started more freshmen on offense in a game (7). Freshmen have accounted for more than half of BYU's total scoring this year (149 of 278 total points – 53.6 percent).
- **GEAR UP FOR LAUREN.** BYU's royal blue and white uniform will be featured on ESPN's Saturday morning Gear Up segment during its college football coverage. The Cougars are joining the Utes in honoring fallen Utah student-athlete, Lauren McCluskey, with a helmet sticker. Lauren was killed in a shooting on campus last month.

TEAM COMPARISON

BYU	CATEGORY	UTAH
25.3	Scoring Offense	30.5
20.5	Scoring Defense	18.5
19.1	First Downs	21.4
155.1	Rushing Off.	201.7
127.1	Rushing Def.	95.5
199.2	Passing Off.	221.9
200.5	Passing Def.	216.5
354.3	Total Offense	423.6
327.6	Total Defense	312.1
18.3	Kickoff Return	18.3
6.2	Punt Return	8.8
50.5	Penalties (YPG)	54.6
40.7	Net Punting	43.6
30:36	Time of Poss.	31:07
36.1	3rd Down %	38.8
50.0	4th Down %	56.3
23-136	Sacks-Yards	31-216
23-161	Sacks Allowed	26-159
82.2	Blue Zone %	90.5
82.1	Opp. Blue Zone %	59.4

GAME INFORMATION

Kickoff	8:00 p.m. MST
TV	FS1
	Guy Haberman (PXP), Evan Moore (analyst)
Radio	BYU Sports Network
	BYU Radio Sirius XM 143/89.1 FM HD2, KSL 1160 AM/102.7 FM
	Greg Wrubell (play-by-play), Marc Lyons (analyst), Mitchell Juergens (sideline)
Radio start	6:00 p.m. MST
Pregame show	BYUtv, 7:00 p.m. MST

SERIES INFORMATION

Games Played	92
Series	31-57-4
In Salt Lake City	16-36-3
In Provo	15-20-1
Neutral	0-1-0
Average Score	18.7-24.0
Last meeting	Utah won 19-13 in Provo, Sept. 9, 2017

FOOTBALL CONTACTS

Football Media Relations Director Brett Pyne
 Office 801-422-4912
 Cell 801-367-1631
 Email brett_pyne@byu.edu
 Assistant FB Media Relations Director Kenny Cox
 Office 801-422-5202
 Cell 801-420-7703
 Email kenny_cox@byu.edu
 FB Media Relations Graduate Assistant Ari Davis
 Office 801-422-8999
 Cell 801-243-8265
 Email footballpr@byu.edu
 Associate AD/Communications Duff Tittle
 Office (801) 422-4910
 Email duff_tittle@byu.edu
 Media Relations Main Office 801-422-8948
 Media Relations Fax 801-422-0633
 LaVell Edwards Stadium Press Box 801-422-2609
 Website www.byucougars.com
 Twitter @BYUCougars, @BYUgamenotes, @BYUCougarsPR
 Facebook facebook.com/byufootball
 Address 30 Smith Fieldhouse, Provo, UT 84602

2018 QUICK FACTS

Location Provo, Utah 84602
 Elevation 4,553 feet
 Enrollment 33,517
 Founded October 16, 1875
 Owned The Church of Jesus Christ of Latter-day Saints
 Nickname Cougars
 Mascot Cosmo the Cougar
 Colors Blue and White
 Stadium LaVell Edwards Stadium
 Surface Natural Grass
 BYU President Kevin J Worthen (BYU, 1982)
 Athletics Director Tom Holmoe (BYU, 1983)
 Head Coach Kalani Sitake (BYU, 2000)
 Seasons 3rd year
 Career Record 19-18
 Record at BYU Same
 Defensive Set 4-3
 Offensive Set Multiple
 2018 Record 6-5
 2018 Nat'l Ranking (High) N/A (20 AP poll)
 2017 Record 4-9
 2017 National Ranking (High) (RV)
 Offensive Starters Returning/Lost 7/4
 Offensive Returners with Starting Exp. 16
 Defensive Starters Returning/Lost 7/4
 Defensive/Specialist Returners with Starting Exp. 16
 Letterwinners Returning/Lost 58/25
 Offensive Letterwinners Returning/Lost 25/10
 Defensive Letterwinners Returning/Lost 29/13
 Specialists Letterwinners Returning/Lost 4/2
 National Championships 1 (1984)
 Bowl Appearances 35
 Bowl Record 14-20-1
 Last Bowl Appearance 2016 Poinsettia Bowl
 (W 24-21 vs. Wyoming)
 Last Bowl Victory same
 First Year of Football 1922
 All-time Record 574-420-26 (.575)
 All-time Home Record 314-142-6 (.686)
 All-time Road Record 233-252-19 (.481)
 All-time Neutral Record 28-26-1 (.518)
 All-time Independent Record 62-40 (.608)
 LaVell Edwards Stadium Record 241-77 (.758)



BRETT PYNE
 Football Media Relations Director
 Office: (801) 422-4912
 Cell: (801) 367-1631
 Email: brett_pyne@byu.edu @brettpyne



KENNY COX
 Assistant Football Media Relations Director
 Office: (801) 422-5202
 Cell: (801) 420-7703
 Email: kenny_cox@byu.edu @kennycocx



ARI DAVIS
 Football Media Relations Graduate Assistant
 Office: (801) 422-8999
 Cell: (801) 243-8265
 Email: footballpr@byu.edu @adavis22_



DUFF TITTLE
 Associate Athletic Director Communications
 Office: (801) 422-4910
 Cell: (801) 372-4401
 Email: duff_tittle@byu.edu @dufftittle

BYU MEDIA AVAILABILITY (subject to change)

<p>MON 11/19 12:00 p.m. MST Press briefing - Kalani Sitake and select players available. Meet in football lobby (2nd floor Student Athlete Building). 11-12 p.m. MT Coordinators' Corner Radio Show (BYU coordinators) BYUtv, BYU Radio Sirius XM 143, ESPN 960 AM</p>	<p>TUES 11/20 5:40 p.m. MST Post-practice availability Coaches/Players Legacy Hall/SAB 6-7 p.m. MDT BYU Football with Kalani Sitake BYUtv, BYU Radio Sirius XM 143, BYUradio.org 9-10 p.m. KSL Newsradio 102.7 FM/1160 AM</p>	<p>WED 11/21 No media availability</p>	<p>THU 11/22 No media availability Happy Thanksgiving!</p>	<p>FRI 11/23 No media availability</p>	<p>SAT 11/24 8:00 p.m. MST FS1 BYU at Utah Head coach Kalani Sitake and select players available postgame.</p>
--	--	--	--	--	---

WEEKLY GAME NOTES

Thank you for your coverage of BYU football for the 2018 season. These game notes have been designed to provide local, regional and national media with useful information about the BYU football program, specific to this week's game. Additional information on BYU's history and tradition, along with much more in-depth team information can be found in your copy of the 2018 BYU Football Almanac or at BYUCougars.com. Should you need additional information such as photographs, video or additional almanacs, please contact the BYU Athletic Communications office at (801) 422-8948.

SOCIAL MEDIA

BYU Athletics Twitter : @BYUCougars
 BYU Football Twitter: @BYUFootball
 BYU Game Notes Twitter: @BYUgamenotes (Follow this account for the most up-to-date notes and milestones during games)
 BYU Athletic Communications: @BYUCougars PR (Follow this account for news and press releases)
 Instagram: BYUCougars, BYUfootball
 Facebook: BYU Football
 Head coach Kalani Sitake: @kalanifitake
 Use the hashtags: #BYUFootball #GoCougs

BYUCOUGARS.COM

Please visit byucougars.com for press releases, updated player and coach bios, statistics, game notes, press conference transcripts and schedules. In addition, the site features numerous video highlights, interviews and features posted daily. The 2018 BYU Football Almanac is also available online in PDF at https://byucougars.com/dl/sites/default/files/Football%20Menu%20Files/2018-Football-Almanac-Online.pdf

LIVE RADIO AND STREAMING

Listen to Greg Wrubell, Marc Lyons and Mitchell Juergens on the radio broadcast live on the BYU Sports Network on BYU Radio Sirius XM 143/89.1 FM HD2, KSL Newsradio 1160 AM/102.7 FM, BYUCougars.com/LiveRadio, BYUradio.org and on the BYU Cougars app, BYU Radio app and KSL app.

BYUtv PREGAME AND POSTGAME SHOWS

Watch the football pregame and postgame shows before every kickoff and after the game on BYUtv and byutv.org. Also tune into BYUtv and byutv.org for complete replays of every home game.

PRACTICES AND MEDIA AVAILABILITY

Members of the media will be invited to conduct interviews at the conclusion of select practices. Please give at least 24 hours notice with special requests. (PLEASE NOTE THE CALENDAR ABOVE FOR MEDIA AVAILABILITY FOR THE WEEK.)

ATHLETIC STAFF INTERVIEWS

Interview requests for director of athletics Tom Holmoe or any other member of the athletic administration should be directed to associate director of athletics Duff Tittle. Duff can be contacted at duff_tittle@byu.edu or at (801) 422-4910.

POSTGAME MEDIA AVAILABILITY

After home games, postgame press conference will be conducted in the LaVell Edwards Stadium press room, located on the southeast end of the stadium next to the BYU locker room. At the discretion of the visiting team, opponent interviews will be conducted in the Blue Zone, near the opponent's locker room located on northwest end of the stadium. Coach Sitake and select players will be available following the NCAA mandatory cooling off period. Members of the media are invited to move from the press box down to the field and to the press room four minutes prior to the ending of the game. A direct video feed will also be sent to the press box from the BYU postgame press conference. A basic transcript of Sitake's comments from the postgame press conference will be provided with additional player quotes upon availability. For road games, BYU will conduct interviews outside the locker room or in a location designated by the host school.

POLICY REMINDERS

Other than during the recognized interview time after practice sessions, press conferences and other organized media availability, interviews and information inquiries must be initiated and arranged through the Athletic Communications office prior to being conducted. Media members should not contact directly BYU players, coaches, support staff or other athletic department personnel for any reason. Some players may not be available at every practice depending on circumstances such as classes, exams or other obligations.

We support and maintain the philosophy that reports submitted via blog, Twitter or any other form of social media or mass communication should maintain the same standards of professional conduct, judgment and ethics as would any reports broadcast or published by your organization under the scrutiny of standard professional editorial guidelines and principles. We request your cooperation in our efforts to maintain a professional environment.



UTAH POSTS 30-7 ROAD WIN AT COLORADO

BOULDER, Colo. – The conditions weren't ideal, but during a snowy afternoon in Boulder, the Utah football team came away with a 30-7 win over Colorado.

Colorado struck first in the game, but the score ended up being their last after the Utes scored 30 unanswered points for the win. Utah finished the game with 390 yards of total offense while holding Colorado to 196, including just 34 on the ground.

Jaylen Dixon was key in Utah's win putting up big play after big play, racking up a career-high 125 receiving yards on four catches with one touchdown. Jason Shelley was 11-of-23 passing for 221 yards for two touchdowns, adding in nine carries for 29 yards.

Armand Shyne had 19 carries for 55 yards and a touchdown while TJ Green added a career-high 43 rushing yards on nine carries.

On defense, Francis Bernard finished with a season-high 10 tackles, including three tackles for loss. Cody Barton came away with eight (2.5 TFL) and Maxs Tupai also put up five tackles and a team-high 3.5 tackles for loss.

The first touchdown of the game didn't come till the 2:04 mark in the first quarter after both teams struggled to get going with the adverse conditions on the field. Colorado struck first, scoring on a 13-yard rush to take a 7-0 lead on the backend of a seven-play, 70-yard drive.

Starting in the second quarter, Shelley and Dixon got the ball moving with a 61-yard pass to set up Utah's first touchdown of the game. The drive ended with Shelley finding Samson Nacua open in the back of the end zone for a one-handed, 10-yard touchdown to tie it up 7-7.

Gay got in on the action with a 33-yard field goal, setting the school record for consecutive field goals made at 21. The 33-yarder officially gave the Utes a 10-7 lead with 7:37 to go in the third.

With 4:57 on the clock, Shelley linked up with Dixon for a 47-yard touchdown pass to give the Utes a 17-7 advantage.

On Utah's next scoring drive, Shyne ended the drive with a one-yard touchdown. It gave Utah a 24-7 lead with just 50 seconds left in the quarter to put them up 17.

Gay scored his second and third field goals of the game in the fourth quarter, giving the Utes a 30-7 lead. He knocked in a 31-yarder with 12:43 and then his second 50-plus yard field goal with a 51-yarder at the 8:09 mark.

Utah's defense continued its smothering way late in the fourth when Jaylon Johnson came up with an interception on the next drive and then regaining the ball on downs with less than four minutes to go. The Utes ran down the clock on their next drive with Colorado unable to convert on its final offensive drive with Utah heading home with a victory.

The Utes will return to action when they face BYU in Rice-Eccles Stadium on Saturday, Nov. 24. The game is set for an 8 p.m. MT kick on FS1.

UTAH 2018 SCHEDULE

Date	Day	Opponent	Time/Result
8/30	Thurs.	Weber State	W, 41-10
9/8	Sat.	@Northern Illinois	W, 17-6
9/15	Sat.	Washington	L, 21-7
9/29	Sat.	@Washinton State	L, 28-24
10/6	Sat.	@Stanford	W, 40-21
10/12	Fri.	Arizona	W, 42-10
10/20	Sat.	USC	W, 41-28
10/26	Fri.	@UCLA	W, 41-10
11/3	Sat.	@Arizona State	L, 38-20
11/10	Sat.	Oregon	W, 32-25
11/17	Sat.	@Colorado	W, 30-7
11/24	Sat.	BYU	8:00 p.m.
All times local			

UTAH COACHING STAFF

Head Coach	Kyle Whittingham, BYU, '81 (14th season)
Defensive Coordinator	Morgan Scalley, Utah, '04
Offensive Coordinator/Quarterbacks	Troy Taylor, California, '94
Associate Head Coach/Defensive Line	Gary Andersen, Utah, '86
Assistant Head Coach/Offensive Line	Jim Harding, Toledo, '01
Cornerbacks/Co-Spec. Teams Coord.	Sharrieff Shah, Utah, '93
Linebackers/Co-Spec. Teams Coord.	Justin Ena, BYU, '01
Defensive Line	Lewis Powell, Utah, '04
Wide Receivers	Guy Holliday, Cheyney University, '87
Tight Ends	Freddie Whittingham, BYU, '92
Running Backs	Kiel McDonald, Sacramento State, '06

TALE OF THE TAPE

UTAH	PROJECTED STARTERS		BYU
282	DL WT	OL WT	302
6-3	DL HT	OL HT	6-6
311	OL WT	DL WT	285
6-5	OL HT	DL HT	6-5

UTAH PLAYERS TO WATCH

#15 | JASON SHELLEY | QB | 5-11 | 195 | FR | LITTLE ELM, TX | LONE STAR HS

GP	EFFIC	COMP	ATT	YDS	Y/G	PCT	LNG	INT	TD	R ATT	YDS	Y/A	LNG	TD
5	116.28	24	45	361	72.2	53.3	40	1	0	22	69	3.1	40	2

#18 | BRITAIN COVEY | WR | 5-8 | 170 | SO | PROVO, UT | TAMPVIEW HS

GP	REC	YDS	Y/C	LNG	TD
11	55	622	11.3	48	1

#6 | ARMAND SHYNE | RB | 5-11 | 210 | JR | OAKLAND, CA | AMERICAN RIVER COLLEGE

GP	RUSH	YDS	Y/A	LNG	TD	REC	YDS	Y/A	LNG	TD
11	80	395	4.9	42	3	1	5	5.0	2	0

#22 | CHASE HANSEN | LB | 6-3 | 230 | SR | HIGHLAND, UT | LONE PEAK HS

GP	SOLO	AST	TOT	TFL	YDS	SACKS	YDS	INT	FR
11	54	34	88	19	75	5	43	2	1

BYU VS. UTAH SERIES

BYU vs. Utah (Overall)

at BYU	15-20-1
at Utah	16-36-3
Neutral	0-1-0

BYU vs. Utah (By Decade)

2010s	0-7-0
2000s	5-5-0
1990s	5-5-0
1980s	9-1-0
1970s	7-3-0
1960s	3-7-0
1950s	1-8-1
1940s	1-5-1
1930s	0-9-1
1920s	0-7-1

Total **31-57-4**

BYU VS. PAC-12 OPPONENTS

Arizona	11-12-1
Arizona State	7-20-0
California	3-2-0
Colorado	3-8-1
Oregon	3-3-0
Oregon State	5-6-0
Stanford	0-2-0
UCLA	3-9-0
USC	0-2-0
Utah	31-57-4
Washington	5-5-0
Washington State	3-1-0

Total **74-127-6**

UTAH QUICK FACTS

Location	Salt Lake City, Utah
Founded	1850
Enrollment	32,760
President	Ruth V. Watkins
Athletics Director	Mark Harlan
Colors	Red and White
Nickname	Utes
Conference (Division)	PAC-12 (South)
Stadium (Capacity)	Rice-Eccles Stadium (45,807)
2017 Overall Record	7-6
2017 PAC-12 Record	3-6/5th (South Division)

UTAH STATISTICAL RANKINGS

(as of 11.18.18)

Total Offense	423.6 (51)
Total Defense	312.1 (14)
Passing Offense	221.9 (76)
Pass Defense	216.5 (55)
Passing Efficiency	140.21 (51)
Pass Efficiency Defense	114.67 (29)
Rushing Offense	201.7 (38)
Rushing Defense	95.5 (5)
Scoring Offense	30.5 (59)
Scoring Defense	18.5 (16)
First Downs	235 (51)
Third Down Conversions	0.388 (73)
Net Punting	40.49 (15)
Kickoff Returns	18.29 (104)
Turnover Margin	0.18 (52)

INDEPENDENCE: YEAR EIGHT

The 12-game independent schedule for 2018 features eight teams that played in a bowl game in 2017. Four games are against Pac-12 opponents. BYU also takes on likely top-10 opponent Wisconsin on the road and features games against Mountain West foes Utah State, Boise State and Hawai'i. Independents UMass and New Mexico State also appear on the schedule along with Mid-American favorite Northern Illinois and FCS power McNeese State.

The Cougars will host six home games including Cal, McNeese State, Utah State, Hawai'i, Northern Illinois and New Mexico State. BYU is on the road against Arizona, Wisconsin, Washington, Boise State, UMass (Gillette Stadium) and Utah in Salt Lake City.



BOWLING OPPONENTS

Of BYU's 12 opponents in 2018, eight played in a bowl game last year: Utah State, Northern Illinois, New Mexico State, Arizona, Wisconsin, Washington, Boise State and Utah.

BYU VS. POWER 5 TEAMS

BYU has the most wins (25) over Power 5 teams by a non-Power 5 opponent school since 2003. BYU had a streak of 11 consecutive seasons with at least one win over a Power 5 team snapped last season. Navy is No. 2 at 24.

TEAM CAPTAINS

BYU will have eight captains for the 2018 season, with four on offense and four on defense. The captains will rotate for the coin toss.

OFFENSE	DEFENSE
Brayden El-Bakri	Zayne Anderson
Austin Hoyt	Corbin Kaufusi
Tanner Mangum	Butch Pau'u
Micah Simon	Sione Takitaki

FLAG BEARERS

BYU has a tradition of carrying team flags out of the tunnel, along with an American Flag and alumni flags. Each week different players and alumni have the honor of being a flag bearer.

LAVELL EDWARDS STADIUM

LaVell Edwards Stadium with its 63,470-seat capacity is home to BYU football. Originally Cougar Stadium, it was built in 1964 and seated 30,000. It was expanded in 1982 to seat 65,000 permanent seats before official capacity became 63,470 after various refurbishments. For the 2012 season the stadium featured new video walls and LED ribbons on the north and south end zone stands. BYU's winning percentage at LaVell Edwards Stadium is ranked No. 14 among teams playing in their current stadium.

Stadium record: 241-77 (.757)

Since 2005: 66-19 (.7736)

2018: 3-3

MISSIONS

Brigham Young University is owned and operated by The Church of Jesus Christ of Latter-day Saints. The missionary emphasis of the Church is perhaps one of its most recognized characteristics.

Since the organization of the Church in 1830, over one million missionaries have served. The Church operates more than 400 missions around the world in over 150 nations speaking more than 160 languages. More than 67,000 missionaries representing the Church are serving proselytizing missions around the world. Most of the Church's proselytizing missionaries are young men between the ages of 18 and 26. A substantial number of young women and older couples also serve proselytizing missions. Missionaries work long hours — seven days a week for two years (or 18 months for women and couples) — teaching the Gospel of Jesus Christ and participating in community service.

About 65 percent of the current team has served a mission. Members of the team have served in 28 different countries and six of the seven continents around the globe. More than 30 members of the team (previous signees or on roster) are currently serving in the mission field.

HONOR CODE

BYU's Honor Code helps maintain this learning environment. Initiated by students in 1949, the Honor Code emphasizes being honest, living a chaste and virtuous life, abstaining from alcohol and tobacco, using clean language, and following other values in line with the doctrines of The Church of Jesus Christ of Latter-day Saints.

2018 NATIONAL RANKINGS:

Associated Press Top 25

#	Team (1st place)	Record	Votes
1	Alabama(61)	11-0	1525
2	Clemson	11-0	1455
3	Notre Dame	11-0	1412
4	Michigan	10-1	1327
5	Georgia	10-1	1288
6	Oklahoma	10-1	1182
7	Washington State	10-1	1149
8	UCF	10-0	1064
8	LSU	9-2	1064
10	Ohio State	10-1	1019
11	Texas	8-3	856
12	West Virginia	8-2	822
13	Florida	8-3	707
14	Utah State	10-1	667
15	Penn State	8-3	659
16	Washington	8-3	631
17	Kentucky	8-3	508
18	Utah	8-3	491
19	Syracuse	8-3	427
20	Northwestern	7-4	307
21	Boise State	9-2	287
22	Mississippi State	7-4	260
23	Army	9-2	176
24	Pittsburgh	7-4	129
25	Iowa State	6-4	123

Others receiving votes: Fresno State 100, NC State 45, Cincinnati 43, Missouri 34, Texas A&M 29, Auburn 11, Stanford 8, Iowa 8, UAB 5, Houston 3, **Wisconsin 2**, Troy 1, Buffalo 1

USA Today Coaches Poll

#	Team (1st place)	Record	Votes
1	Alabama(63)	11-0	1599
2	Clemson(1)	11-0	1535
3	Notre Dame	11-0	1470
4	Michigan	10-1	1387
5	Georgia	10-1	1347
6	Oklahoma	10-1	1252
7	Washington State	10-1	1195
8	LSU	9-2	1115
9	UCF	10-0	1108
10	Ohio State	10-1	1091
11	Texas	8-3	816
12	West Virginia	8-2	766
13	Florida	8-3	748
14	Penn State	8-3	742
15	Utah State	10-1	704
16	Washington	8-3	687
17	Utah	8-3	551
18	Kentucky	8-3	502
19	Syracuse	8-3	432
20	Mississippi State	7-4	397
21	Northwestern	7-4	302
22	Boise State	9-2	297
23	Fresno State	9-2	119
24	Army	9-2	97
25	Pittsburgh	7-4	90

Others receiving votes: Iowa State 85, Cincinnati 74, Texas A&M 57, NC State 51, **Wisconsin 32**, Missouri 27, Boston College 22, Auburn 20, Appalachian State 18, Troy 16, Iowa 12, UAB 12, Georgia State 10, Duke 7, Oklahoma State 3, Virginia 2, Georgia Southern 1, Buffalo 1, South Carolina 1

Bold = 2018 opponent

INDEPENDENTS SNAPSHOT

BYU is one of six FBS Independent teams. Here is a look at how the Cougars and the other independents did last week.

Team	W-L	Last game	Next Game
Notre Dame	11-0	W, 36-3 at Syracuse	at USC
Army	9-2	W, 28-14 vs Colgate	at Navy
BYU	6-5	W, 45-10 vs New Mexico St	at Utah
Liberty	4-6	L, 53-0 at Auburn	vs New Mexico St
UMass	4-8	L, 66-27 at Georgia	-
New Mexico St	3-8	L, 45-10 at BYU	at Liberty

POLYNESIAN PIPELINE

The Polynesian Islands have become a hotbed for recruiting in recent years, but BYU has been one of the pioneers in bringing these players from Tonga, Samoa, the Hawaiian Islands and all of Polynesia to the forefront of college football since the early 1950s. About 40 members of the current roster are of Polynesian descent.

Some of BYU's most celebrated and decorated players have come from the Pacific islands, including All-Americans, national record holders, players who have gone on to compete in the NFL and now, several members of BYU's current coaching and support staff.

Kalani Sitake was named BYU's 14th head coach on Dec. 19, 2015, becoming the first Tongan head football coach in the NCAA. His staff includes Polynesians Ilaisa Tuiaki, Fesi Sitake, Nu'u Tafisi, Jack Damuni, Jasen Ah You, Alema Fitsemanu, Vince Feula, Matt Ah You and Harvey Unga.

FORMER PLAYERS ON STAFF

There are 18 former BYU football players on the football and athletic administration staff. Members of the staff were part of Cougar teams that won the 1980 "Miracle Bowl," the 1984 National Championship, Heisman Trophy, 1996 Cotton Bowl along with many other accolades.

Tom Holmoe	DB	1978-82	Athletic Director
Kalani Sitake	RB/FB	1994, 97-00	Head Football Coach
Chad Lewis	TE	1993-96	Associate AD/Development
Lee Johnson	P	1980-84	Assistant Development Director
Robbie Bosco	QB	1981-85	Varsity Club/Development
Fui Vakapuna	RB	2002-03, 06-08	Assistant to the AD
Ed Lamb	LB/DE	1994-96	Asst. Head Coach/Linebackers/Sp. Tms
Aaron Roderick	WR	1996-98	Pass Game Coordinator/Quarterbacks
Jernaro Gilford	DB	1999-03	Cornerbacks
Preston Hadley	DB	2011-12	Safeties
Alema Fitsemanu	LB	1984-85, 89-90	Player Personnel Coordinator
Jack Damuni	DB	1993-94	Community Relations Coordinator
JD Falslev	WR	2009-13	Football Analyst
Matt Ah You	LB	2003-05, 08	Football Analyst
Vince Feula	DL	2004-05	Graduate Assistant/Defense
Manase Tonga	RB	2005-09	Graduate Assistant/Defense
Harvey Unga	RB	2006-09	Graduate Assistant/Offense
Dallas Reynolds	OL	2005-08	Graduate Assistant/Offense

AVERAGE AGE, MARRIED PLAYERS, ETC.

The average age of BYU's 2018 roster is 21.5 years of age. The Cougars also have 25 married players. Six of the married players have a child.

FATHERS AND SONS

BYU has a family legacy unique to many other institutions. This year's squad features nine players with fathers who also played football at BYU.

Dylan Collie, WR	Scott Collie, WR (1978-82)
James Empey, OL	Mike Empey, OL (1987, 91-93)
Gavin Fowler, DB	Blaine Fowler, QB (1981-85)
Kyle Griffiths, RB	Bobby Griffiths, DB (1987, 92-93)
Hayden Griffiths, QB	Bobby Griffiths, DB (1987, 92-93)
Jaren Hall, QB	Kalin Hall, RB (1992-93)
Corbin Kaufusi, DL	Steve Kaufusi, DL (1985-87)
Devin Kaufusi, DL	Steve Kaufusi, DL (1985-87)
Ului Lapuaho, OL	Robert Lapuaho, DL (1985-89)
Payton Wilgar, LB	Dana Wilgar, DB (1973-76)

BROTHERS IN ARMS

BYU has seven sets of brothers on the current roster, more than any other school.

El-Bakri	Brayden (Sr. RB) and Bracken (So. DL)
Griffitts	Kyle (So. RB) and Hayden (So. QB)
Kaufusi	Corbin (Sr., DL) and Devin (Fr., DL)
Kaufusi	Isaiah (So. LB) and Jackson (Fr. LB)
Pau'u	Butch (Sr. LB) and Neil (So. WR)
Pulsipher	Adam (Sr. LB) and Addison (Jr. TE)
Romney	Baylor (Fr., QB) and Gunner (Fr., WR)

2018 OPPONENTS

ARIZONA Last week This week Next week	5-6 L 69-28 at Washington State vs. Arizona State
CALIFORNIA Last week This week Next week	6-4 Postponed vs. Stanford Colorado Stanford
WISCONSIN Last week This week Next week	7-4 W 47-44/OT at Purdue Minnesota
MONEESE STATE Last week This week Next week	6-5 L 21-17 vs. Lamar
WASHINGTON Last week This week Next Week	8-3 W 42-23 vs. Oregon State at Washington State
UTAH STATE Last week This week Next week	10-1 W 29-24 at Colorado State at Boise State
HAWAII Last week This week Next week	7-5 W 35-28 vs. UNLV at SDSU
NORTHERN ILLINOIS Last week This week Next week	7-4 L 13-7 vs. Miami (Ohio) at Western Michigan MAC Championship vs. TBD
BOISE STATE Last week This week Next week	9-2 W 45-14 at New Mexico Utah State
UMASS Last week This week Next week	4-8 L 66-27 at Georgia
NEW MEXICO ST. Last week This week Next week	3-8 L 45-10 at BYU at Liberty
UTAH Last week This week Next week	8-3 W 30-7 at Colorado BYU Pac-12 Championship vs. TBD
Combined record: 80-53 (.602)	

BYU RUNS PAST NEW MEXICO STATE 45-10 ON SENIOR NIGHT

PROVO, Utah – BYU rushed for 317 yards and six touchdowns to beat New Mexico State 45-10 on senior night Saturday at LaVell Edwards Stadium.

Freshman Lopini Katoa had a career night with 155 yards on 19 carries and a BYU freshman-record four rushing touchdowns. Matt Hadley added to the ground attack with 55 rushing yards and two touchdowns. Riley Burt and Tyler Allgeier contributed 61 and 46 yards, respectively.

Dallin Holker led Cougar receivers with a career-best 76 yards on four catches. Fellow tight end Matt Bushman caught three passes for 57 yards. Quarterback Zach Wilson completed 12 of 26 passes for 172 yards.

Malik Moore and Isaiah Kaufusi reeled in interceptions for the BYU defense. Sione Takitaki recorded two tackles for loss and a sack.

BYU outgained New Mexico State 510 yards to 312.

With the win, BYU is bowl eligible for the 13th time in 14 seasons.

Moore intercepted an Aggie pass to set up BYU's first touchdown, a Hadley carry for one yard. The Cougars tied the game at 7-7 on Hadley's third touchdown of the season. He capped a four-play, 15-yard drive.

Isaiah Kaufusi intercepted a pass on the Cougars' 20-yard line to end New Mexico State's first drive of the second quarter. On the ensuing drive, Hadley ran 40 yards on a toss play for a touchdown to put BYU up 14-7.

With just under five minutes left in the half, Katoa had a 15-yard carry for a touchdown. Three minutes later, Katoa once again rumbled into the end zone, this time from 13 yards out. BYU led 28-7 with all four touchdowns coming on the ground.

After another Aggie turnover on downs, the Cougars drove 37 yards for a 23-yard Skyler Southam field goal as time expired. BYU led 31-7 into the locker room.

Katoa punctuated a 78-yard drive for BYU with a 14-yard touchdown run with 5:37 on the third-quarter clock.

With just over two minutes left in the quarter, New Mexico State made a 33-yard field goal to cut the Aggie deficit to 38-10.

Katoa broke a 50-yard run on BYU's first drive of the quarter. Two plays later, he punched in his fourth rushing touchdown of the game from two yards out.

With his career-best 50-yard carry, Katoa eclipsed the 100-yard mark for the first time in his career.

OFFENSE

QB	11	Zach Wilson	6-3	205	Fr.
	12	Tanner Mangum	6-3	205	Sr.
RB -or- -or-	22	Squally Canada	5-11	210	R-Sr.
	4	Lopini Katoa	6-1	210	R-Fr.
	2	Matt Hadley	6-0	210	R-Sr.
	34	Riley Burt	6-1	210	R-Jr.
FB	35	Brayden El-Bakri	6-0	245	R-Sr.
	48	Darius McFarland	6-2	265	Fr.
WR	21	Talon Shumway	6-3	210	R-Jr.
	13	Micah Simon	6-1	190	R-Jr.
	1	Akile Davis	6-2	205	R-Jr.
WR	80	Gunner Romney	6-3	185	Fr.
	84	Neil Pau'u	6-4	213	So.
	82	Dax Milne	6-0	180	Fr.
SLOT	15	Aleva Hifo	5-10	187	Jr.
	3	Dylan Collie	5-10	180	R-Sr.
	83	Inoke Lotulelei	5-9	190	Jr.
TE -or-	89	Matt Bushman	6-5	245	So.
	32	Dallin Holker	6-5	230	Fr.
LT	67	Brady Christensen	6-6	295	R-Fr.
	74	Kieffer Longson	6-7	305	R-So.
LG -or- -or-	61	Keanu Saleapaga	6-6	295	R-Fr.
	59	Thomas Shoaf	6-5	300	R-Jr.
	74	Kieffer Longson	6-7	305	R-So.
C	66	James Empey	6-4	297	R-Fr.
	70	Jacob Jimenez	6-5	305	R-Jr.
RG	69	Tristen Hoge	6-5	305	R-So.
	77	Chandon Herring	6-7	302	R-So.
RT -or-	71	Austin Hoyt	6-8	315	R-Sr.
	73	Ului Lapuaho	6-7	330	R-Sr.
	76	Harris LaChance	6-8	303	Fr.

DEFENSE

E	52	Trajan Pili	6-2	247	R-Jr.
	57	Alden Tofa	6-4	271	R-Fr.
N	95	Khyiris Tonga	6-4	340	So.
	54	Merrill Taliauli	6-2	310	Sr.
	55	Lorenzo Fauatea	6-4	300	R-Fr.
T -or-	93	Bracken El-Bakri	6-3	285	R-So.
	99	Zac Dawe	6-4	280	R-So.
	91	Earl Tuioti-Mariner	6-4	280	R-Fr.
OE -or-	92	Devin Kaufusi	6-7	260	Fr.
	58	Uriah Leiataua	6-4	265	R-So.
WLB -or- -or-	44	Riggs Powell	6-2	220	R-Sr.
	46	Rhett Sandlin	6-3	230	R-Sr.
	41	Adam Pulsipher	6-1	220	R-Sr.
MLB	16	Sione Takitaki	6-2	230	R-Sr.
	38	Butch Pau'u	6-0	225	R-Sr.
FLB	53	Isaiah Kaufusi	6-2	210	R-So.
	17	Matt Criddle	6-1	200	R-Fr.
NICKEL	18	Michael Shelton	5-8	175	R-Sr.
	25	Tanner Jacobson	5-10	185	Sr.
LC -or-	18	Michael Shelton	5-8	175	R-Sr.
	10	Isaiah Herron	6-1	175	Fr.
	12	Malik Moore	6-1	175	Fr.
FS -or-	11	Austin Lee	6-0	200	R-Jr.
	1	Troy Warner	6-1	197	Jr.
	3	Isaiah Armstrong	6-2	195	R-Jr.
	24	Austin Kafentzis	6-1	195	R-Jr.
SS -or-	5	Dayan Ghanwoloku	5-11	200	R-Jr.
	1	Troy Warner	6-1	197	Jr.
	28	Sawyer Powell	6-1	195	R-Sr.
	27	Gavin Fowler	6-0	191	R-Sr.
RC	36	D'Angelo Mandell	6-1	175	R-Fr.
	30	Keenan Ellis	6-0	175	R-Fr.

SPECIALISTS

PK	20	Skyler Southam	6-0	195	Fr.	P	26	Rhett Almond	6-4	200	R-Sr.
	29	Andrew Mikkelsen	6-0	200	R-Sr.		19	Danny Jones	6-4	240	R-So.
KO	29	Andrew Mikkelsen	6-0	200	R-Sr.	KRET	2	Matt Hadley	6-0	210	R-Sr.
	20	Skyler Southam	6-0	195	Fr.		25	Tanner Jacobson	5-10	185	Sr.
H	27	Gavin Fowler	6-0	191	R-Sr.	PRET -or-	18	Michael Shelton	5-8	175	R-Sr.
	25	Tanner Jacobson	5-10	185	Sr.		3	Dylan Collie	5-10	180	R-Sr.
LS	98	Mitch Harris	6-4	216	R-Jr.		15	Aleva Hifo	5-10	187	Jr.
	64	Matt Foley	6-1	215	Sr.						

2018 OFFENSIVE STARTERS

GAME	QB	RB	RB/WR/TE	WR/TE	WR/TE	WR/TE	WR/TE	LT	LG	C	RG	RT
ARIZONA	MANGUM	CANADA	BUSHMAN	HIFO	N. PAU'U	SIMON	CHRISTENSEN	SHOAF	EMPEY	T. HOGE	HOYT	
CAL	MANGUM	CANADA	ADD. PULSIPHER	NWIGWE	LAULU-PUTUTAU	HIFO	CHRISTENSEN	SHOAF	EMPEY	T. HOGE	HOYT	
WISCONSIN	MANGUM	CANADA	HOLKER	LAULU-PUTUTAU	SHUMWAY	HIFO	CHRISTENSEN	SALEAPAGA	EMPEY	T. HOGE	HOYT	
MCNEESE ST.	MANGUM	CANADA	LAULU-PUTUTAU	MILNE	ROMNEY	SIMON	CHRISTENSEN	SALEAPAGA	EMPEY	T. HOGE	HOYT	
WASHINGTON	MANGUM	CANADA	LAULU-PUTUTAU	MILNE	SHUMWAY	HIFO	CHRISTENSEN	SALEAPAGA	EMPEY	T. HOGE	HOYT	
UTAH STATE	MANGUM	KATO A	BUSHMAN	MILNE	SHUMWAY	HIFO	CHRISTENSEN	SALEAPAGA	EMPEY	T. HOGE	HOYT	
HAWAII	WILSON	KATO A	ADD. PULSIPHER	ROMNEY	SHUMWAY	HIFO	CHRISTENSEN	SALEAPAGA	EMPEY	T. HOGE	HOYT	
N. ILLINOIS	WILSON	HADLEY	BUSHMAN	ROMNEY	SHUMWAY	HIFO	CHRISTENSEN	SALEAPAGA	EMPEY	T. HOGE	HOYT	
BOISE STATE	WILSON	HADLEY	CANADA	BUSHMAN	ROMNEY	SHUMWAY	CHRISTENSEN	SALEAPAGA	EMPEY	T. HOGE	HOYT	
UMASS	WILSON	HADLEY	EL-BAKRI	BUSHMAN	SHUMWAY	HIFO	CHRISTENSEN	SALEAPAGA	EMPEY	T. HOGE	HOYT	
NEW MEXICO ST.	WILSON	HADLEY	BUSHMAN	COLLIE	SHUMWAY	N. PAU'U	CHRISTENSEN	LONGSON	EMPEY	T. HOGE	HOYT	
UTAH												

2018 BYU SUPERLATIVES

Overall record	6-5
Current streak	Won 2
Home record	3-3
Current home streak	Won 1
Road record	3-2
Current road streak	Won 1
Neutral record	0-0
Current neutral streak	Lost 1 (2017)
Day games	3-1
Current day streak	Won 1
Night games	3-4
Current night streak	Lost 1
Friday games	0-1
Current Friday streak	Lost 1
BYU wins toss	4-1
BYU loses toss	2-4
BYU scores first	2-1
Opp. scores first	4-4
BYU leads after 1Q	2-1
BYU trails after 1Q	2-4
Tied after 1Q	2-0
BYU leads at half	4-1
BYU trails at half	1-4
Tied at the half	1-0
BYU leads after 3Q	6-0
BYU trails after 3Q	0-5
Tied after 3Q	0-0
OT Games	0-0
BYU has more yards	5-2
Opp. has more yards	1-3
Yards even	0-0
BYU has more turnovers	1-3
Opp. has more turnovers	4-1
Turnovers are equal	1-1
Record in September	3-2
Streak	Lost 1
Record in October	1-2
Streak	Lost 1
Record in November	2-1
Streak	Won 2
Vs. top-25 teams	1-1
Streak	Lost 1
Vs. non-ranked teams	5-4
Streak	Won 2
On ESPN	1-0
On ESPN2	2-3
On ESPNU	0-1
On ESPN3	1-0
On ESPNWS	0-0
On ABC	1-0
On NBC	0-0
On FOX	0-1
On Fox Sports	0-0
On CBS Sports	0-0
On SEC Network	0-0
On BYUtv	2-0

2018 DEFENSIVE STARTERS

GAME	E	N	T/E	OE/BLB	FLB	MLB/NICKEL	BLB/NICKEL	LC	FS	SS	RC
ARIZONA	PILI	Bk. EL-BAKRI	TONGA	C. KAUFUSI	ANDERSON	B. PAU'U	TAKITAKI	SHELTON	LEE	GHANWOLOKU	WILCOX
CAL	PILI	Bk. EL-BAKRI	TONGA	C. KAUFUSI	ANDERSON	B. PAU'U	TAKITAKI	SHELTON	LEE	GHANWOLOKU	WILCOX
WISCONSIN	Bk. EL-BAKRI	TALIAULI	TONGA	C. KAUFUSI	ANDERSON	A. PULSIPHER	TAKITAKI	SHELTON	LEE	GHANWOLOKU	WILCOX
MCNEESE ST.	PILI	Bk. EL-BAKRI	TONGA	C. KAUFUSI	R. POWELL	A. PULSIPHER	TAKITAKI	SHELTON	LEE	WARNER	WILCOX
WASHINGTON	D. KAUFUSI	Bk. EL-BAKRI	TONGA	C. KAUFUSI	TALIAULI (T)	B. PAU'U	TAKITAKI	SHELTON	LEE	WARNER	WILCOX
UTAH STATE	PILI	TALIAULI	TONGA	C. KAUFUSI	ANDERSON	TAKITAKI	HADLEY	SHELTON	LEE	WARNER	WILCOX
HAWAII	PILI	DAWE	TONGA	C. KAUFUSI	I. KAUFUSI	SHELTON	TAKITAKI	MANDELL	LEE	GHANWOLOKU	WILCOX
N. ILLINOIS	PILI	Bk. EL-BAKRI	TALIAULI	FAUATEA	I. KAUFUSI	TAKITAKI	C. KAUFUSI	MANDELL	WARNER	GHANWOLOKU	WILCOX
BOISE STATE	PILI	Bk. EL-BAKRI	TALIAULI	C. KAUFUSI	I. KAUFUSI	TAKITAKI	R. POWELL	SHELTON	LEE	GHANWOLOKU	WILCOX
UMASS	PILI	TALIAULI	C. KAUFUSI	R. POWELL	I. KAUFUSI	TAKITAKI	JACOBSON	SHELTON	LEE	GHANWOLOKU	MANDELL
NEW MEXICO ST.	PILI	TALIAULI	D. KAUFUSI	R. SANDLIN	I. KAUFUSI	TAKITAKI	JACOBSON	SHELTON	LEE	GHANWOLOKU	MANDELL
UTAH											

2018 BYU SCORING DRIVES

QTR	OPP.	SCORING PLAY	PLAYS-YOS-TOP
2	AZ	Squally Canada 1-yard run (Skyler Southam kick)	9-59-4:38
3	AZ	Matt Bushman 24-yard pass from Tanner Mangum (Skyler Southam kick)	10-75-6:35
3	AZ	Squally Canada 1-yard run (Skyler Southam kick)	9-58-2:35
3	AZ	Squally Canada 2-yard run (Skyler Southam kick)	5-36-2:14
2	CAL	Skyler Southam 36-yard field goal	13-67-6:15
3	CAL	Dayan Ghanwoloku 36-yard fumble recovery (Skyler Southam kick)	--
4	CAL	Brayden El-Bakri 1-yard pass from Tanner Mangum (Micah Simon pass from Mangum)	13-73-2:47
1	WISCONSIN	Squally Canada 3-yard run (Skyler Southam kick)	8-61-3:58
2	WISCONSIN	Moroni Lauu-Pututau 31-yard pass from Aleva Hifo (Skyler Southam kick)	10-89-4:43
3	WISCONSIN	Squally Canada 2-yard run (Skyler Southam kick)	6-27-2:11
4	WISCONSIN	Skyler Southam 45-yard field goal	5-47-2:45
2	MCNEESE	Lopini Katoa 4-yard run (Skyler Southam kick)	8-79-2:56
2	MCNEESE	Talon Shumway 7-yard pass from Tanner Mangum (Skyler Southam kick)	5-31-1:37
2	MCNEESE	Lopini Katoa 14-yard run (Skyler Southam kick)	4-35-1:28
2	MCNEESE	Skyler Southam 30-yard field goal	4-12-0:53
3	MCNEESE	Skyler Southam 22-yard field goal	12-70-6:07
3	MCNEESE	Skyler Southam 47-yard field goal	4-7-1:16
4	WASHINGTON	Lopini Katoa 1-yard run (Skyler Southam kick)	7-21-4:08
2	UTAH STATE	Lopini Katoa 5-yard pass from Tanner Mangum (Skyler Southam kick)	9-88-4:46
3	UTAH STATE	Dylan Collie 9-yard pass from Tanner Mangum (Skyler Southam kick failed)	5-75-1:48
4	UTAH STATE	Gunner Romney 18-yard pass from Zach Wilson (Andrew Mikkelsen kick)	6-77-2:32
1	HAWAII	Lopini Katoa 12-yard run (Skyler Southam kick)	12-87-4:32
1	HAWAII	Zach Wilson 23-yard run (Skyler Southam kick)	7-56-3:03
2	HAWAII	Matt Hadley 21-yard run (Skyler Southam kick)	6-54-3:04
2	HAWAII	Dallin Holker 13-yard pass from Zach Wilson (Skyler Southam kick)	1-13-0:06
3	HAWAII	Riley Burt 3-yard run (Skyler Southam kick)	5-35-1:44
4	HAWAII	Aleva Hifo 24-yard pass from Zach Wilson (Skyler Southam kick)	12-75-7:07
4	HAWAII	Gunner Romney 26-yard pass from Zach Wilson (Skyler Southam kick)	7-75-3:17
1	NIU	Skyler Southam 35-yard field goal	13-72-6:28
3	NIU	Skyler Southam 22-yard field goal	9-57-4:10
2	BOISE STATE	Skyler Southam 26-yard field goal	12-67-5:01
2	BOISE STATE	Skyler Southam 43-yard field goal	7--7-3:56
3	BOISE STATE	Zach Wilson 4-yard run (Skyler Southam kick)	5-68-2:00
4	BOISE STATE	Skyler Southam 41-yard field goal	12-42-4:35
1	UMass	Talon Shumway 4-yard pass from Zach Wilson (Skyler Southam kick)	4-69-1:39
2	UMass	Talon Shumway 15-yard pass from Zach Wilson (Skyler Southam kick)	10-68-3:17
3	UMass	Matt Hadley 2-yard run (Skyler Southam kick)	5-75-2:21
3	UMass	Aleva Hifo 3-yard run (Skyler Southam kick)	7-62-3:02
4	UMass	Aleva Hifo 10-yard run (Skyler Southam kick)	6-43-2:13
1	New Mexico State	Matt Hadley 1-yard run (Skyler Southam kick)	4-15-0:55
2	New Mexico State	Matt Hadley 40-yard run (Skyler Southam kick)	7-77-3:19
2	New Mexico State	Lopini Katoa 15-yard run (Skyler Southam kick)	5-58-1:43
2	New Mexico State	Lopini Katoa 13-yard run (Skyler Southam kick)	7-60-2:07
2	New Mexico State	Skyler Southam 23-yard field goal	7-37-1:04
3	New Mexico State	Lopini Katoa 4-yard run (Skyler Southam kick)	9-78-4:13
4	New Mexico State	Lopini Katoa 2-yard run (Skyler Southam kick)	3-73-1:05

Scoring by quarter	1st	2nd	3rd	4th	OT	Total
BYU	38	99	85	56	-	278
Opponents	69	41	66	49	-	225

BYU OFFENSE BY THE NUMBERS

6 The Cougar offense scored six rushing touchdowns against New Mexico State. It was the most rushing touchdowns in a game since BYU also ran for six against Toledo in a 55-53 win in 2016. Lopini Katoa's four rushing scores against the Aggies was one shy of the BYU record, tied by Jamaal Williams' five scores in that Toledo game.

1-2-3-4 BYU scored at least one touchdown in every quarter for the third time this season (Hawai'i, UMass). The Cougars got one in each of the first, three in the second, and one each in the third and fourth quarters. BYU has scored points in every quarter four times this season (New Mexico State, UMass, Hawai'i and Wisconsin) and is 4-0 in those contests.

9+ BYU is spreading the ball around to an average of more than nine receivers per game. The Cougars have had 10 or more different receivers catch passes five times this year in a single game (Arizona, Cal, Utah State, NIU, Boise State).

BYU OFFENSE IN THE NCAA (As of 11.18.18)

TEAM

Total Offense	354.3 (107)
Passing Offense	199.2 (96)
Passing Efficiency	125.74 (92)
Rushing Offense	155.1 (85)
Scoring Offense	25.3 (94)
Total First Downs	210 (95)
Third Down Conversions	36.1 (100)
Sacks Allowed/G	2.1 (59)
Tackles for loss allowed/G	6.0 (70)
Fumbles lost	9 (87)
Passing yards per completion	11.1 (108)
Red zone conversions	82.2 (84)
Time of Possession	30:36 (45)
Rushing touchdowns	Lopini Katoa 8 (71)
Rushing yards per game	Squally Canada, 45.8 (171)
Total rushing yards	Lopini Katoa 423 (198)

#15 | ALEVA HIFO | WR | 5-10 | 187 | JR. | MENIFEE, CA | HERITAGE HS



- Has caught a touchdown pass, thrown one and ran for two more this season
- Also has 24 carries for 113 yards
- Leads BYU in receptions
- Has played in 35 career games

CAREER HIGHS

Receptions	9, @ECU (2017)
Receiving Yards	148, @ECU (2017)
Receiving TD	1, twice (2017)
Long Reception	46, @ECU (2017)
All-Purpose Yards	148, twice

2018 RECEIVING STATS

GP	REC	YDS	Y/R	LNG	TD
10	25	255	10.2	30	1

#4 | LOPINI KATOA | RB | 6-1 | 210 | R-FR. | AMERICAN FORK, UTAH | AMERICAN FORK HS



- Ran for 155 yards and four touchdowns against New Mexico State
- Leads BYU with nine total touchdowns (eight rushing, one receiving)
- Averaging 5.6 yards per carry
- Also has 20 receptions for 114 yards and one score

CAREER HIGHS

Rushing att	19, NMSU
Rush yards	155, NMSU
Rush TD	4, NMSU
Long rush	50, NMSU
Receptions	7, at Washington
Receiving Yards	66, at Washington
Receiving TD	1, Utah State
Long Reception	27, at Washington
All-Purpose Yards	155, NMSU

2018 RUSHING STATS

GP	ATT	YARDS	Y/A	LONG	TD	REC	YARDS	Y/R	LONG	TD
11	76	423	5.6	50	8	20	114	5.7	27	1

RECEIVING STATS

#2 | MATT HADLEY | RB | 6-0 | 210 | R-SR. | CONNELL, WA | CONNELL HS



- Switched to running back midway through the season after playing linebacker (also played running back in camp)
- Ran for 95 yards and one touchdown against Hawai'i
- Ran for 69 yards at UMass with another score
- Rushed seven times for 55 yards and two touchdowns vs. New Mexico State

CAREER HIGHS

Rushing att	11, twice
Rush yards	95, at UMass
Rush TD	2, NMSU
Long rush	40, NMSU
Receptions	2, at UMass
Receiving Yards	59, at Boise State
Receiving TD	--
Long Reception	59, at Boise State
All-Purpose Yards	100, Hawai'i

2018 RUSHING STATS

GP	ATT	YARDS	Y/A	LONG	TD	REC	YARDS	Y/R	LONG	TD
10	51	319	6.3	40	4	6	91	15.2	59	0

RECEIVING STATS

#89 | MATT BUSHMAN | TE | 6-5 | 245 | SO. | TUCSON, AZ | SABINO HS



- Posted four receptions and 78 yards against Utah State
- Caught three passes for 57 yards against New Mexico State
- Has a reception in 22 of 24 career games
- Had a 24-yard touchdown at Arizona in the season opener
- Named a Freshman All-American in 2017 with 49 receptions and 520 yards

CAREER HIGHS

Receptions	9, at Fresno St. (2017)
Receiving Yards	97, at Fresno St. (2017)
Receiving TD	1, four times
Long Reception	39, at Washington (2018)
All-Purpose Yards	97, at Fresno St. (2018)

2018 RECEIVING STATS

GP	REC	YDS	Y/R	LNG	TD
11	19	367	19.3	39	1

#11 | ZACH WILSON | QB | 6-3 | 205 | FR. | DRAPER, UT | CORNER CANYON HS



- Won first start as a true freshman vs. Hawai'i
- Completing 61 percent of his passes
- Totaled four touchdowns (3 passing, 1 rushing) - the most by a freshman QB in first start
- Set freshman record for pass efficiency rating in first start - 167.5
- Quarterback efficiency rating of at least 145 in three of five starts

CAREER HIGHS (2018)

Passing Yards	252, at BSU
Att	30, vs. NIU
Comp	18, twice
Passing TD	3, vs. Hawaii
Rush Att	18, at BSU
Rush YDS	53, at UMass
Rushing TD	1, twice

2018 PASSING STATS

GP	COMP	ATT	YDS	Y/A	PCT	LNG	INT	TD	EFFIC	ATT	YDS	Y/A	LNG	TD
7	82	135	1057	7.8	60.7	59	2	6	138.21	51	125	2.5	37	2

RUSHING STATS

OTHER OFFENSIVE PLAYERS TO WATCH

#1 Akile Davis, WR, R-Jr.

Has played in 23 games, mostly on special teams. Caught a 13-yard pass against NIU and a six-yarder against Boise State.

#3 Dylan Collie, WR, R-Sr.

Had a career-best (at BYU) four receptions for 38 yards against Boise State. A graduate transfer from Hawai'i, posted 1,300 receiving yards in his career. Younger brother of Zac and Austin Collie.

#12 Tanner Mangum, QB, Sr.

Started the first six games. Played against New Mexico State. Completed 113 of 185 passes for 1,063 yards and five scores.

#13 Micah Simon, WR, So.

Team captain, caught two passes for eight yards. Had 27 receptions for 386 yards and three touchdowns in 2017. Caught a pass in 12 of 13 games last season.

#21 Talon Shumway, WR, R-Jr.

Leads BYU in touchdown receptions. Posted career highs with five receptions and 110 yards against Utah State. Caught first career touchdown pass against McNeese. Had three receptions for 62 yards at Boise State.

#22 Squally Canada, RB, R-Sr.

Leads BYU with 91 carries this season and second in rushing yards with 412. Has five touchdowns, including three in the season opener against Arizona. Ran for 118 yards and two touchdowns against Wisconsin.

#32 Dallin Holker, TE, Fr.

Caught four balls for 76 yards against New Mexico State. Caught a 13-yard touchdown pass against Hawaii. Had a seven-yard reception at Boise State. Has played in all 11 games. Totaled 17 receptions for 191 yards and one score.

#34, Riley Burt, RB, R-Jr.

Had season highs with 10 carries for 61 yards against New Mexico State. Rushed nine times for 59 yards and a touchdown against Hawaii. Ran 23 times last season for 104 yards and one touchdown. Has played in 24 games in his career.

#35 Brayden El-Bakri, RB, Jr.

Played in 38 games, mostly as BYU's primary fullback and on special teams. Caught a 1-yard touchdown against Cal. Had two receptions for 21 yards against Boise State.

#80 Gunner Romney, WR, Fr.

Has played in nine games, totaling 13 receptions for 162 yards. Caught two balls for 39 yards, including a 26-yard touchdown against Hawaii.

#82 Dax Milne, WR, Fr.

Caught four passes for 27 yards against Utah State and two for 14 against Hawaii. Has played in nine games and has nine receptions for 64 yards.

#84 Neil Pau'u, WR, So.

Led BYU in receiving at UMass with 62 yards on two catches. Played in 11 games last season as a true freshman and had 14 receptions, 139 yards and two touchdowns.

CHART TOPPERS

Passing Yards (True Freshmen)

1. Tanner Mangum (2015)	3,377
2. Jake Heaps (2010)	2,316
3. Zach Wilson (2018)	1,057
4. John Beck	864
5. Joe Critchlow (2017)	642

Passing Completions (True Freshmen)

1. Tanner Mangum (2015)	267
2. Jake Heaps (2010)	219
3. Zach Wilson (2018)	82
4. John Beck (2003)	73
5. Joe Critchlow (2017)	55

Passing Attempts (True Freshmen)

1. Tanner Mangum (2015)	446
2. Jake Heaps (2010)	383
3. John Beck (2003)	145
4. Zach Wilson (2018)	135
5. Joe Critchlow (2017)	101

Completion Percentage (True Freshmen)

min. 65 attempts

1. Zach Wilson (2018)	60.7
2. Tanner Mangum (2015)	59.9
3. Taysom Hill (2012)	59.2
4. Jake Heaps (2010)	57.2
5. Drew Miller (1997)	55.2

Passing Touchdowns (True Freshmen)

1. Tanner Mangum (2015)	23
2. Jake Heaps (2010)	15
3. Zach Wilson (2018)	6
4. John Beck (2003)	5
5. Taysom Hill (2012)	4

Pass Efficiency (True Freshmen)

min. 65 attempts

1. Zach Wilson (2018)	138.2
2. Tanner Mangum (2015)	136.0
3. Taysom Hill (2012)	122.4
4. Jake Heaps (2010)	116.2
5. Drew Miller (1997)	112.0

Rushing Yards (Career)

1. Jamaal Williams	3,901
15. Fred Whittingham	1,580
16. Peter Tuipulotu	1,528
17. Casey Tiumalu	1,504
18. Weldon Jackson	1,449
19. Squally Canada	1,438

Rushing Attempts (Career)

1. Jamaal Williams	726
18. Virgil Carter	323
19. Kip Jackson	312
20. Mark Atuaia	301
21. Weldon Jackson	292
22. Squally Canada	286

Receptions (Career)

1. Cody Hoffman	260
60. K.O. Kealaluhi	77
60. Jamal Willis	77
62. Three players	76
64. Casey Tiumalu	76
65. Aleva Hifo	74

Receiving Yards (Career)

1. Cody Hoffman	3,612
69. Mike Pistorius	908
70. Eric Lane	904
71. Luke Ashworth	894
72. Matt Bushman	887

THE BYU OFFENSE

• **COACHING EXPERIENCE.** The BYU offensive staff has more than 80 years of coaching experience. Jeff Grimes has the most with about 25 years. Tight ends coach Steve Clark has been coaching since 1994 and passing game coordinator Aaron Roderick is approaching 20 years in the profession. Roderick, Clark and wide receivers coach Fesi Sitake have all been offensive coordinators at the college level.

• **FROSH SCORES.** With a dozen freshmen seeing playing time on offense, BYU has gotten touchdowns out of four different freshmen, including all four getting into the end zone against Hawaii. Lopini Katoa leads with nine total touchdowns, Gunner Romney has two, Dallin Holker has one while Zach Wilson has two rushing touchdowns to go along with his six passing touchdowns. Including kicker Skyler Southam, freshmen have accounted for more than half of the Cougars' total points this season (149 of 278 – 53.6 percent).

• **BACK-TO-BACK 200-YARD GAMES.** The BYU offense ran for 317 yards against New Mexico State, following up a 221-yard game at UMass. The last time BYU ran for 200-plus in back-to-back games was the end of the 2016 season, when the Cougars finished the season with three consecutive games with 200-plus rushing yards.

NOTEABLE OFFENSIVE PLAYERS 2018 SEASON/CAREER HIGHS IN A GAME

#1 AKILE DAVIS, WR	#17 MORONI LAULU-PUTUTAU, TE	#82 DAX MILNE, WR
Rec. 1, four times/five times	Rec. 3, three times/6, UCLA '16	Rec. 4, USU/same
Rec. Yds 16, Hawaii/same	Rec. Yds 31, at Wisc/95, Fresno St. '15	Rec. Yds 27, USU/same
Rec. TD -	Rec. TD 1, at Wisc/1, four times	Rec. TD -
Long Rec. 16, Hawaii/same	Long Rec. 31, at Wisc/54, Fresno St. '15	Long Rec. 9, at Washington/same

#3 DYLAN COLLIE, WR	#21 TALON SHUMWAY, WR	#83 INOKE LOTULELEI, WR
Rec. 4, at Boise State/same	Rec. 5, USU/same	Rec. -
Rec. Yds 38, at Boise State/same	Rec. Yds 110, USU/same	Rec. Yds -
Rec. TD 1, USU/same	Rec. TD 2, at UMass/same	Rec. TD -
Long Rec. 22, at Arizona/same	Long Rec. 46, USU/same	Long Rec. -

#4, LOPINI KATO, RB	#22 SQUALLY CANADA, RB	#84 NEIL PAU'U, WR
Rec. 7, at Washington/same	Rec. 3, at AZ/same, twice	Rec. 3, twice/4, at USU '17
Rec. Yds 66, at Washington/same	Rec. Yds 39, at AZ/same	Rec. Yds 62, at UMass/29, same
Rec. TD 1, USU/same	Rec. TD -	Rec. TD -/1, PSU '17
Long Rec. 27, at Washington/same	Long Rec. 15, at AZ/same	Long Rec. 40, at UMass/same
Rush Att. 19, NMSU/same	Rush Att. 24, at AZ/25, at UNLV '17	
Rush Yards 155, NMSU/same	Rush Yards 118, at Wisc./213, at UNLV '17	
Rush TD 4, NMSU/same	Rush TD 3, at AZ/same	
Long Rush 50, NMSU/same	Long Rush 46, at Wisc./54, at UNLV '17	

#11 ZACH WILSON, QB	#32 DALLIN HOLKER, TE	#89 MATT BUSHMAN, TE
Comp. 18, twice/same	Rec. 4, NMSU/same	Rec. 4, USU/9, at Fresno St. '17
Attempts 30, NIU/same	Rec. Yds 76, NMSU/same	Rec. Yds 78, USU/97, at Fresno St. '17
Pass Yds 252, at Boise State/same	Rec. TD 1, Hawaii/same	Rec. TD 1, at AZ/1, four times
Pass TD 3, Hawaii/same	Long Rec. 25, at UMass/same	Long Rec. 39, at Washington/same
Long Pass 59, at Boise State/same		
Rushes 18, at Boise State/same		
Rush Yds 53, at UMass/same		
Rush TD 1, twice/same		
Long Rush 36, at UMass/same		

#12 TANNER MANGUM, QB	#34 RILEY BURT, RB
Comp. 27, USU/35, UConn '15	Rec. -/1, at Miss. St. '17
Attempts 45, USU/56, vs. Utah '15	Rec. Yds -/3, at Miss. St. '17
Pass Yds 270, USU/365, UConn '15	Rec. TD -
Pass TD 2, USU/4, @USU '15	Long Rec. -/3, at Miss. St. '17
Long Pass 46, USU/84, Boise St. '15	Rush Att. 10, NMSU/13, at Hawaii '17
Rushes 4, Cal/11, twice '15	Rush Yards 61, NMSU/75, at Hawaii '17
Rush Yds 0, at AZ/42, SUU '16	Rush TD 1, Hawaii/1 at Hawaii, '17
Rush TD -/1, three times	Long Rush 20, at UMass/41, Cincinnati '15
Long Rush 3, twice/35, SUU '16	

#13 MICAH SIMON, WR	#35 BRAYDEN EL-BAKRI, RB
Rec. 2, four times/4, twice '17	Rec. 2, twice/4, SUU '16
Rec. Yds 21, NIU/67, SJSU '17	Rec. Yds 21, at Boise St./69, SUU '16
Rec. TD -/2, SJSU '17	Rec. TD 1, Cal/1, twice
Long Rec. 20, at AZ/50, Wisconsin '17	Long Rec. 16, at Boise St./27, SUU '16
	Rush Att. -/5, twice
	Rush Yards -/23, at Fresno State '17
	Rush TD -/1, twice
	Long Rush -/15, San Jose State '17

#15 ALEVA HIFO, WR	#80 GUNNER ROMNEY, WR
Rec. 4, McNeese/9, at ECU '17	Rec. 2, five times/same
Rec. Yds 45, Hawaii/148, at ECU '17	Rec. Yds 39, Hawaii/same
Rec. TD 1, Hawaii/three times	Rec. TD 1, twice/same
Long Rec. 30, at AZ/46, at ECU '17	Long Rec. 26, Hawaii/same

BYU DEFENSE BY THE NUMBERS

22 Linebacker Sione Takitaki currently ranks No. 22 nationally in solo tackles with a team-leading 58. He has 88 total tackles this season. He tied for the game high of solo stops against New Mexico State with six, two shy of his career high of eight.

23x2 After the game against New Mexico State, BYU ranks at No. 23 nationally in both total defense with 327.6 yards per game and scoring defense at 20.5. The Cougar defense is also ranked No. 25 in run defense (127.1), No. 32 in first downs allowed per game (18.5), No. 33 in pass efficiency defense (117.8), and No. 34 in pass defense (200.5).

137 BYU recorded two more interceptions in the game against New Mexico State, bringing the season total to eight and 137 return yards. Isaiah Kaufusi recorded his second interception against NMSU, while Malik Moore tallied his first career interception. Five other Cougars have tallied interceptions in the 2018 season including Austin Lee (36 yards vs Hawai'i), Michael Shelton (31 yards at Boise State), Rhett Sandlin (20 yards vs McNeese), Tanner Jacobson (19 yards vs McNeese), Isaiah Kaufusi (15 yards vs Cal) and Zayne Anderson (12 yards at No. 6 Wisconsin).

#16 | SIONE TAKITAKI | LB | 6-2 | 230 | R-SR. | FONTANA, CA | HERITAGE HS



- Team captain in 2018
- Had a career high tackles against UMass with a total of 14
- Recorded two TFL against Cal and one against No. 6 Wisconsin
- Had two pass breakups and four tackles at Arizona
- Led team in tackles for loss with 12.5 in 2017

CAREER HIGHS

Tackles	14, at UMass ('18)
Solo	8, three times
Assisted	7, three times
TFL	3, PSU ('17)
Sacks	2, three times
QBH	2, at Michigan ('15)
PBU	2, at Arizona ('18)

2018 DEFENSIVE STATS

GP	SOLO	AST	TOT	TFL/Y	SACKS	YDS	INT	YDS	TD	FF	FR	FRYDS	QBH	PBU
111	58	30	88	8/24	2	13	0	0	0	1	0	0	4	3

#90 | CORBIN KAUFUSI | DL | 6-9 | 275 | R-SR. | PROVO, UT | TIMPVIEV HS



- Team captain in 2018
- Had a team-best seven total tackles at Arizona, with two tackles for loss and one sack
- Recorded 8.5 sacks in the 2018 season
- Started playing football at BYU after two seasons with men's basketball
- Younger brother of New York Jets defensive end Bronson Kaufusi
- Older brother of defensive lineman Devin Kaufusi

CAREER HIGHS

Tackles	9, at Miss. St. ('17)
Solo	7, twice ('18)
Assisted	9, at Miss. State ('17)
TFL	2, three times
Sacks	2.0, Hawai'i ('18)
FF	1, twice ('17)
PBU	1, four times
Blocked kicks	1, four times

2018 DEFENSIVE STATS

GP	SOLO	AST	TOT	TFL/Y	SACKS	YDS	INT	YDS	TD	FF	FR	QBH	PBU	BLKD
10	32	17	49	9.5/55	8.5	51	0	0	0	0	0	1	2	1

#5 | DAYAN GHANWOLOKU | DB | 5-11 | 200 | R-JR. | LAYTON, UT | NORTHRIDGE PEAK HS



- Recovered two fumbles for 36 yards returning one for a touchdown against Cal
- Posted seven total tackles including 5 solo stops against Cal
- Had two interceptions at Mississippi State in 2017 for 105 yards, ranking No. 5 in career reception yards at BYU with 218
- Had three picks in the 2017 season, including a 50-yard interception return for a TD at Boise State in 2016

CAREER HIGHS

Tackles	9, Toledo ('16)
Solo	8, Toledo ('16)
Assisted	6, at USU ('17)
TFL	2, Northern Illinois ('18)
INT	2, at Miss. State ('16)
FR	2, Cal ('18)
PBU	3, at East Carolina ('17)

2018 DEFENSIVE STATS

GP	SOLO	AST	TOT	TFL/Y	SACKS	YDS	INT	YDS	TD	FF	FR	FRYD	QBH	PBU	BLKD
8	27	5	32	2/4	0	0	0	0	1	3	36	0	0	1	0

#11 | AUSTIN LEE | DB | 6-0 | 202 | R-JR. | DRAPER, UT | UTAH/SLCC



- Played freshman season at Utah
- Had a career-high seven total tackles against No. 6 Wisconsin
- Recorded first career tackle for loss against McNeese State for eight yards
- Recorded first career forced fumble at No. 11 Washington
- Had first career interception against Hawai'i for 36 yards


CAREER HIGHS

Tackles	7, at Washington ('18)
Solo	5, twice ('18)
Assisted	3, Cal ('18)
TFL	1, McNeese ('18)
INT	1, Hawai'i ('18)
FF	1, at Washington ('18)
FR	1, San Jose State ('17)
PBU	1, Boise State ('18)

2018 DEFENSIVE STATS

GP	SOLO	AST	TOT	TFL/Y	SACKS	YDS	INT	YDS	TD	FF	FR	FRYDS	QBH	PBU
10	22	13	35	1/8	0	0	1	36	0	1	0	0	0	1

#53 | ISAAH KAUFUSI | LB | 6-2 | 210 | R-SO. | COTTONWOOD HEIGHTS | BRIGHTON HS



- Posted a career high of 14 tackles against UMass as well as 10 assisted stops.
- Tallied first two TFL against NIU
- Recorded first career sack, forced fumble and two pass breakups in the game against Hawai'i.
- Had first career interception against Cal returning it for 15 yards

CAREER HIGHS

Tackles	14, at UMass ('18)
Solo	6, Northern Illinois ('18)
Assisted	10, at UMass ('18)
TFL	1, twice ('18)
Sack	1, Hawai'i ('18)
INT	1, Cal ('18)
FF	1, Hawai'i ('18)
PBU	2, Hawai'i ('18)

2018 DEFENSIVE STATS

GP	SOLO	AST	TOT	TFL/Y	SACKS	YDS	INT	YDS	TD	FF	FR	FRYDS	QBH	PBU
10	28	20	48	5/12	1	3	2	18	0	1	0	0	0	3

BYU DEFENSE IN THE NCAA (As of 11.18.18)

TEAM

Total Defense	327.6 (23)
Pass Defense	200.5 (34)
Pass Efficiency Defense	117.78 (33)
Rushing Defense	127.1 (25)
Scoring Defense	20.5 (23)
Sacks	2.09 (62)
First Downs Allowed/G	18.5 (32)
3rd Down Conversions Allowed	0.3782 (58)
4th Down Conversions Allowed	0.5556 (79)
Blue Zone Conversions Allowed	0.8205 (56)
Tackles for Loss	4.3 (120)
Turnovers Gained	16 (66)
Passes Intercepted	8 (70)

INDIVIDUAL

Fumbles Recovered	Dayan Ghanwoloku, 3 (3)
Sacks	Corbin Kaufusi, 0.85 (12)
Solo Tackles	Sione Takitaki, 5.3 (30)
Total Tackles	Sione Takitaki, 8.0 (76)

OTHER DEFENSIVE PLAYERS TO WATCH

#1 Troy Warner, DB, JR.

Started and tallied a season high of five total tackles against No. 11 Washington including 2 solo stops and 3 assisted tackles. Returned a blocked kick for 22 yards against McNeese. Recorded his first career tackle for loss against Wisconsin in 2017 and recovered a fumble against Utah and Boise State. Posted a team-best seven pass breakups in 2017.

#18 Michael Shelton, DB, R-Sr.

Recorded his first season interception against Boise State returning the ball 31 yards. Had a team high and a career high of six solo tackles against McNeese as well as a forced fumble. Posted 373 all-purpose yards on both punt and kick returns in 2017.

#32 Chris Wilcox, DB, Jr.

Recorded a career high of two tackles for loss against McNeese for two yards. Had a career high nine tackles against No. 6 Wisconsin including a career high six solo stops.

#41 Adam Pulsipher, LB, R-Sr.

Had his first career pass breakup against McNeese. Tied his career record of eight total tackles against Wisconsin and a season high of three solo stops. Recovered a fumble at ECU and forced a fumble against Boise State in 2017. Recorded 54 total tackles, including 29 solo stops and one tackle for loss during the 2017 season.

#52 Trajan Pili, DL, R-Jr.

Recorded first sack of the season against Boise State. Started at Arizona and had four total tackles. Played in 13 games, starting one during the 2017 season. Totaled 17 tackles, including eight solo stops. Had 3.0 tackles for loss for eight yards and one sack for three yards

#54 Merrill Taliauli, DL, Sr.

Recorded a career high of four tackles against Boise State. Returned one fumble for eight yards at Hawai'i in 2017.

#93 Bracken El-Bakri, DL, R-So.

Recorded a career high of five total tackles against UMass including three solo stops. Tallied a sack and combined for 1.5 TFL against the Minutemen. Younger brother of fullback Brayden El-Bakri. Played in seven games last season.

#95 Khyris Tonga, DL, Sr.

Recorded a career high of six total tackles including four solo stops. Had first sack of the 2018 season against Hawai'i for a tackle for loss of 11 yards. Tallied his first TFL against No. 11 Washington for four yards while also posting five total tackles. Started the first five games in the 2018 season posting a total of 12 tackles including 8 solo stops.

DEFENSIVE RECORDS SINCE 2000

(Only defensive statistics since 2000 are officially recognized by the NCAA)

Individual Career Sacks

1.	30	Jan Jorgensen (2006-09)
2.	27	Bronson Kaufusi (2012-15)
3.	26	Kyle Van Noy (2010-13)
4.	19	Brady Poppinga (2001-04)
5.	17	Corbin Kaufusi (2016-present)

Active player: 16.5 Sione Takitaki

Individual Career Forced Fumbles

1.	11	Kyle Van Noy (2010-13)
2.	6	Andrew Rich (2008-10)
	6	Aaron Francisco (2001-04)
3.	5	Bronson Kaufusi (2012-2015)
4.	4	Three players tied with 4

Active player: 3 Zayne Anderson

Individual Career Fumble Recoveries

1.	6	Jan Jorensen (2006-09)
	6	Shawn Doman (2006-09)
3.	5	Spencer Hadley (2008, 11-13)
	5	Fred Warner (2014-2017)
5.	4	Matt Bauman (2004, 07-09)
	4	Brett Denney (2006-09)

Individual Career Interceptions

1.	13	Kai Nacua (2013-16)
2.	10	Andrew Rich (2008-10)
3.	9	Jernaro Gilford (1999, 2001-03)

Active player: 5 Dayan Ghanwoloku

Individual Career Pass Breakups

1.	23	Robertson Daniel (2013-14)
	23	Daniel Sorensen (2008, 11-13)
3.	21	Brian Logan (2009-10)
4.	20	Preston Hadley (2011-12)
5.	17	Michael Davis (2013-16)

Active player: 13 Troy Warner

Individual Career Total Tackles

1.	330	Aaron Francisco (2001-04)
2.	294	Cameron Jensen (2004-06)
3.	275	David Nixon (2003, 06-08)
4.	267	Paul Walkenhorst (2000-05)
5.	264	Fred Warner (2014-2017)

Active player: 208 Sione Takitaki

THE BYU DEFENSE

- **NO SCORING ON BYU'S DEFENSE.** BYU's defense is ranked No. 23 in the nation in scoring defense giving up only 20.5 points per game. Only 2018 opponents Washington and Northern Illinois rank above the Cougars at 16.6 and 20.3, respectively. BYU has held every opponent except Washington under their scoring average this season. The Cougars have allowed fewer than 24 points in all but two games this year (Utah State, Washington).
- **NO FLY ZONE.** BYU's passing defense is quietly ranked No. 34 in the nation, giving up 200.5 passing yards per game. The Cougars held UMass to its season low in passing yards with just 183. The Minutemen are ranked No. 17 in passing yards per game. BYU held Boise State to its second fewest yards (214) of the season. BYU also held Hawai'i to its second fewest passing yards of the season at 248. Hawai'i (308.7) and Boise State (318.9) and are ranked No. 13 and 14 in passing yards per game, respectively.

DEFENSIVE PLAYERS' SEASON HIGHS/CAREER HIGHS IN A GAME

#1 TROY WARNER DB	#38 BUTCH PAU'U LB	#54 MERRILL TALIAULI DL
Tackles 5, at Washington/9, LSU '17	Tackles 7, twice/19, UCLA '16	Tackles 2, twice/4, twice '17
Solo 2, five times/5, twice	Solo 7, at Arizona/11, UCLA '16	Solo 1, twice/3, Wisc. '17
Assisted 3, at Washington /5, LSU '17	Assisted 4, Wash./10, at Miss. St. '17	Assisted 1, five times/3, at Miss. St. '17
FR -/1, twice	TFL 0.5, Washington/2.5, twice	FR -/1, at Hawaii '17
PBU 1, twice/3, at Cincy '16	PBU -/1, twice	PBU 1, NIU/1, twice '17
#5 DAYAN GHANWOLOKU DB	QBH -/1 twice	#55 LORENZO FAUATEA DL
Tackles 6, NMSU/9, Toledo '16	FF 1, Cal/1 twice	Tackles 3, at Wisconsin, /3, twice
Solo 6, NMSU/8, Toledo '16	#41 ADAM PULSIPHER LB	Solo 2, Hawai'i/same
Assisted 2, twice/6, at Utah State '17	Tackles 8, at Wisconsin/8, twice	Assisted 2, at Wisconsin/3, at USU '17
TFL 2, Northern Illinois/same	Solo 3, at Wisconsin/6, Toledo '16	TFL 1, NMSU/0.5, at USU '17
INT -/2, at Mississippi St. '17	Assisted 5, at Wisconsin/6, at ECU '17	Sacks 1, NMSU/same
FF 1, NMSU/1, twice	TFL -/1, twice	QBH -/1, at Utah State '17
FR 2, Cal/same	FF -/1, BSU '17	PBU 1, Cal/same
PBU 1, Hawai'i/3, at ECU '17	FR -/1, at ECU '17	#58 URIAH LEIATAUA DL
#11 AUSTIN LEE DB	PBU 1, McNeese/same	Tackles 2, twice/2, three times
Tackles 7, at Washington/same	#44 RIGGS POWELL LB	Solo 1, twice/2, SJSU '17
Solo 5, twice/same	Tackles 7, at Boise State/same	Assisted 2, UMass/same
Assisted 3, twice/same	Solo 4, at Boise State/same	#90 CORBIN KAUFUSI DL
TFL 1, McNeese/same	Assisted 3, at Boise State/same	Tackles 8, Hawai'i/9, Miss. St. '17
INT 1, Hawai'i/same	TFL 1, Boise State/same	Solo 7, twice/same
FF 1, McNeese/same	#46 RHETT SANDLIN LB	Assisted 4, at Wisconsin/9, MSU '17
FR -/1, SJSU ('17)	Tackles 4, twice/same	TFL 2, twice/three times
PBU 1, Boise State/same	Solo 4, twice/same	Sacks 2, Hawai'i/same
#16 SIONE TAKITAKI LB	Assisted -/1, three times	FF -/1, twice
Tackles 14, UMass/same	TFL 3, at UMass/same	QBH 1, NIU/1, four times
Solo 8, twice/8, three times	Sacks 2, at UMass/same	PBU 1, at Wisconsin/1, three times
Assisted 7, at BSU/7, three times	INT 1, McNeese/same	BLKD 1, McNeese/1, four times
TFL 2, three times/3, PSU ('17)	FR 1, at Boise State/same	#93 BRACKEN EL-BAKRI DL
Sacks 1, twice/1.5, three times	#52 TRAJAN PILI DL	Tackles 5, at UMass/same
QBH 1, four times/2, twice	Tackles 4, twice/same	Solo 3, at UMass/same
PBU 2, at Arizona/same	Solo 3, three times/3, four times	Assisted 2, twice/same
FF 1, at UMass/1, twice	Assisted 3, at UMass/3, twice	TFL 1.5, at UMass/same
#18 MICHAEL SHELTON DB	TFL 1, twice/2, twice	Sacks 1, at UMass/same
Tackles 6, twice/same	Sacks 1, twice/1.5, at BSU '16	FF 1, at UMass/same
Solo 6, McNeese/same	QBH 1, twice/1, four times	#95 KHYIRIS TONGA DL
Assisted 2, three times/2, four times	PBU 1, Cal/same	Tackles 4, at Wash./5, at USU '17
TFL 1, twice/1, five times	#53 ISAIAH KAUFUSI LB	Solo 2, five times/3, at USU '17
INT 1, at BSU/1, three times	Tackles 14, at UMass/same	Assisted 2, twice/2, four times
FF 1, McNeese/same	Solo 6, Northern Illinois/same	TFL 1.5, at Washington/same
FR -/1, USU	Assisted 10, at UMass/same	Sacks 1, Hawai'i/1.5, twice '17
PBU 1, three times/1, seven times	TFL 2, twice/same	FF -/1, SJSU '17
#28 SAWYER POWELL DB	Sacks 1, Hawai'i/same	QBH 1, McNeese/same
Tackles 4, three times/same	INT 1, twice/same	PBU 1, three times/1, six times
Solo 4, USU/same	FF 1, Hawai'i/same	#99 ZAC DAWE DL
Assisted 2, at UMass/same	PBU 2, Hawai'i/same	Tackles 3, USU/same
FF -/1, at Utah '16	#55 ISAIHA KAUFUSI LB	Solo 3, USU/same
FR 1, McNeese/same	Tackles 14, at UMass/same	Assisted 1, three times/same
	Solo 6, Northern Illinois/same	TFL 1, twice/2, twice
	Assisted 10, at UMass/same	Sacks 1, at Wisconsin/1, six times
	TFL 2, twice/same	
	Sacks 1, Hawai'i/same	
	INT 1, twice/same	
	FF 1, Hawai'i/same	
	PBU 2, Hawai'i/same	
	Tackles 3, USU/same	
	Solo 3, USU/same	
	Assisted 1, three times/same	
	TFL 1, twice/2, twice	
	Sacks 1, at Wisconsin/1, six times	

BYU SPECIAL TEAMS BY THE NUMBERS

2 BYU has forced opponents to attempt 17 field goals this season, but opponents have only made six, ranking No. 2 nationally at 35.3 percent, only behind Texas A&M who averages 33.3. New Mexico State missed two field goals in the game including 40 and 47-yard kicks.

13 BYU's special teams unit ranks No. 13 nationally in opponent kick returns allowing an average of 17.10 yards per game. The Cougars also rank No. 16 in average yards per punt return at 3.90 yards.

40+ Skyler Southam has converted four 40+ yard field goals in his freshman season. He recorded two 40+ field goals in the game against Boise State at 41 and 43 yards. He tallied his career long against McNeese State at 47 yards and kicked a 45 yard field goal to win the game against No. 6 Wisconsin.

BYU SPECIAL TEAMS IN THE NCAA (As of 11/18)

TEAM

Yards/Punt Return	6.23 (98)
Yards/Kick Return	18.31 (101)
Net Punting	39.46 (29)
Kickoffs	60.74 (82)
Opponent Kick Returns	17.10 (13)
Opponent Punt Returns	3.92 (16)
Field Goal Percentage	0.688 (87)
Field Goals Made	11 (66)

INDIVIDUAL

Punting	Rhett Almond, 41.2 (62)
Punt Returns	Michael Shelton, 6.7 (41)
Field Goals per Game	Skyler Southam, 1.00 (59)

#26 | RHETT ALMOND | P | 6-4 | 200 | SR. | VALENCIA, CA | HART HS



- Recorded his longest punt of 57 yards against Northern Illinois
- Recorded three kickoffs in the game against New Mexico State for 187 yards
- Has made 60-consecutive PATs
- Made 17 of 21 field goals in 2016- No. 4 at BYU in single-season FG percentage with 80.95 percent
- Kicked a game-winning 19-yard field goal against Toledo in 55-53 win last year

CAREER HIGHS

Most Punts	7, NIU ('18)
Most Punt Yards	294, NIU ('18)
Longest Punt	57, NIU ('18)

2018 PUNTING STATS

GP	PUNT	YDS	AVG	LNG	IN20	50+	FC	TB	BLK
11	47	1,935	41.17	57	16	8	16	1	0

#18 | MICHAEL SHELTON | PR | 5-8 | 175 | SR. | RALEIGH, NC | WAKE FIELD HS



- Recorded two punt returns for 29 yards against McNeese
- Had a 31-yard kick return vs. UNLV in 2017
- Posted six punt returns for 86 yards against UMass in 2017
- Had 373 all-purpose yards on both punt and kick returns in 2017

CAREER HIGHS

Kick Returns	5, at Fresno St. ('17)
Kick Return Yards	99, at Fresno St. ('17)
Long Kick Return	31, at UNLV ('17)
Punt Returns	6, UMass ('17)
Punt Return Yards	86, UMass ('17)
Long Punt Return	40, Wagner ('15)

2018 RETURN STATS

GP	PR	YDS	AVG	LNG	TD
10	18	120	6.7	37	0

#20 | SKYLER SOUTHAM | K | 6-0 | 195 | FR. | HEBER CITY, UT | WASATCH HS



- Tallied career high of seven PAT's against Hawai'i
- Recorded a career long 47-yard field goal against McNeese
- Made a 45-yard game winning field goal against No. 6 Wisconsin
- Made first career field goal against Cal for 36 yards
- Went 4 for 4 on PATs in his collegiate debut at Arizona

CAREER HIGHS


Most PATs	7, Hawai'i ('18)
Most PAT Att	7, Hawai'i ('18)
Most Points	12, McNeese ('18)
Most FGM	3, McNeese ('18)
Long FGM	47, McNeese ('18)

2018 FIELD GOAL STATS

GP	0-19	20-29	30-39	40-49	50+	FGM	FGA	PCT	LNG	XPM	XPA	PCT	PTS
11	0-0	4-4	3-3	4-7	0-2	11	16	68.75	47	32	33	96.97	65

2018 PAT STATS

#29 | ANDREW MIKKELSEN | K | 6-0 | 200 | SR. | CANBY, OR | OREGON STATE



- Kicked-off seven times against Hawai'i for a season high of 431 yards
- Averages 62.6 yards per kick off
- Kicked a career-high 503 yards on eight kicks against San Jose State in 2017

CAREER HIGHS

Kick Offs	8, SJSU ('17)
Kick Off Yards	503, SJSU ('17)

2018 KICKOFF STATS

GP	KO	YDS	AVG	TB	OB
11	49	2,987	60.96	14	3

#15 | ALEVA HIFO | KR | 5-10 | 185 | JR. | MENIFEE, CA | HERITAGE HS



- Career-high of four kickoff returns for 78 yards against Utah State
- Season-long return of 25 yards against Hawai'i
- Returned one punt against Hawai'i for 10 yards
- Had 21 kick returns for 440 yards for a 21.0 yard average in 2016

CAREER HIGHS

Kick Returns	4, Utah State ('18)
Kick Return Yards	148, Toledo ('16)
Long Kick Return	50, at WVU ('16)

2018 RETURN STATS

GP	KR	YDS	AVG	LNG	TD
10	7	135	19.3	25	0

OTHER SPECIAL TEAMERS

#2 Matt Hadley, KR/RB, Sr.

Returned three kickoffs for 54 yards against New Mexico State. Recorded his first kickoff return against UMass for 16 yards. Posted seven kick returns for 195 yards, leading the team with a 27.9 kick return average in 2016. Recorded a career-high return of 41 yards against West Virginia.

#3 Dylan Collie, PR/WR, Sr.

Returned his first punt for seven yards against New Mexico State. At Hawaii in 2017, returned four punts for 19 yards. Posted a long of 11 yards with an average of 4.8 per return.

#19 Danny Jones, P, So.

Had one punt for 38 yards against No. 11 Washington and one against New Mexico State for 36 yard2Solo TacklesSione Takitaki, 5.3 (30). Recorded his first two career punt against McNeese for 81 yards. Played Australian rules football for the Birchip-Watchem Bulls and Bendigo Pioneers before coming to BYU.

#25 Tanner Jacobson, DB, Sr.

Returned his first kickoff in the 2018 season for 10 yards against Hawai'i

#45 Tyler Allgeier, RB/KR, Fr.

Returned his first kickoff in the game against Hawai'i for 21 yards. Had a career-long 36 yard kickoff return against Northern Illinois

#98 Mitch Harris, LS, Sr.

Tallied his first career fumble recovery against No. 11 Washington to put the Cougars in scoring position. BYU's primary long snapper in 2018.

KALANI SITAKE

HEAD COACH

YEARS AT BYU

3rd year at BYU

YEARS OVERALL

3rd year as head coach, over 15 years in coaching

Kalani Sitake (pronounced kah-lah-nee see-tah-kay) was named head coach overseeing the BYU football program on December 19, 2015, by director of athletics Tom Holmoe.

Sitake is the 14th head coach in BYU history. He came to BYU from Oregon State, where he served as assistant head coach and defensive coordinator.

A former Cougar running back (1994, 1997-2000), Sitake returned to his alma mater with 15 years of coaching experience, including seven years a defensive coordinator and four seasons as an assistant head coach. He enters his 18th season overall in 2018.

Prior to serving as assistant head coach and defensive coordinator at Oregon State in 2015, Sitake spent 10 seasons at the University of Utah. He started at Utah in 2005 as the linebackers coach and was promoted to defensive coordinator in 2009 before also being named assistant head coach in 2012.

Sitake coached several Pac-12 and Mountain West Conference honorees, including Morris Trophy winners Star Lotulelei (2011) and Nate Orchard (2014). He also helped 14 players who became NFL Draft picks during his time at Utah, coaching 12 all-league players and three freshmen All-Americans. He helped the Utes win seven of eight bowl games during his tenure.

During his career, Sitake has helped mentor 16 NFL Draft picks, including BYU linebacker Fred Warner, drafted in the third round in 2018 by the San Francisco 49ers, and running back Jamaal Williams, who was selected in the fourth round by the Green Bay Packers in the 2017 NFL Draft. Williams finished his BYU career as the school's all-time leading rusher after averaging the nation's fifth-best per-game totals at 137.5 yards per outing for Sitake's Cougars in 2016.

Sitake began his coaching career in 2001 as the defensive backs and special teams coach at Eastern Arizona before becoming a defensive graduate assistant at BYU in 2002. Sitake then joined the staff at Southern Utah where he coached running backs, tight ends and offensive line during the 2003 and 2004 seasons.

Born in Nuku'alofa, Tonga, and raised in Laie, Hawai'i and Provo, Utah, Sitake becomes the first FBS head football coach of Tongan descent. He is just the fourth BYU head coach to guide the program since 1972, when Hall of Fame coach LaVell Edwards took over the program. He is the first former player under Edwards to be named head coach at BYU.

Sitake began his BYU playing career in 1994 prior to serving a two-year mission for The Church of Jesus Christ of Latter-day Saints to Oakland, California. After returning and redshirting in 1997, Sitake was a three-year starter at fullback for the Cougars from 1998-2000 under Edwards.

He was named BYU's Football Scholar Athlete of the Year in 1998, Impact Player of the Year in 1999, along with team captain and the most valuable running back in 2000. He signed a free agent contract with the Cincinnati Bengals in 2001, but was forced to retire due to an injury.

Sitake graduated from BYU in 2000 with a bachelor's degree in English. He and his wife Timberly have three children, Skye, Sadie and Kelaokalani (KK).

Notables

- 13 All-Conference players at Oregon State and Utah
- 16 NFL Draft picks
- 5 Freshmen All-Americans
- Coached in 9 bowl games

NFL Draft Picks coached by Sitake

- Star Lotulelei (1st Rd, Carolina)
- Koa Misi (2nd Rd, Miami)
- Eric Rowe (2nd Rd, Philadelphia)
- Nate Orchard (2nd Rd, Cleveland)
- Jeremiah Poutasi (3rd Rd, Tennessee)
- Fred Warner (3rd Rd, 49ers)
- Jamaal Williams (4th Rd, Green Bay)
- Keith McGill (4th Rd, Oakland)
- Robert Johnson (5th Rd, Tennessee)
- Stevenson Sylvester (5th Rd, Pittsburgh)
- Brandon Burton (5th Rd, Minnesota)



SITAKE COACHING EXPERIENCE

2016-	BYU	Head Coach
2015	Oregon State	Assistant HC/DC
2012-14	Utah	Assistant HC/DC/ Linebackers
2009-12	Utah	Def. Coordinator/LB
2005-08	Utah	Linebackers
2004	Southern Utah	Offensive Line/TE
2003	Southern Utah	Running Backs/TE
2002	BYU	GA-Defense
2001	Eastern Arizona	Defensive Backs/Sp. Teams

- Spencer Toone (5th Rd, Tennessee)
- Kaelin Clay (6th Rd, Tampa Bay)
- R.J. Stanford (7th Rd, Carolina)
- Joe Kruger (7th Rd, Philadelphia)
- Trevor Reilly (7th Rd, New York Jets)

Playing Career

- 1994, 97-2000 BYU fullback
- Team captain 2000
- Signed with Cincinnati Bengals in 2001

Education/Family

- Bachelor of Arts - English (2000)
- Married to Timberly Friddle
- 3 children: Skye, Sadie, Kelaokalani
- Birthplace: Nuku'alofa, Tonga
- Hometown: Laie, Hawai'i/Provo, Utah
- LDS Mission: Oakland, California

BYU COACHING STAFF

Asst. HC/Sp. Tms./LB Ed Lamb (Booth)

BYU, Assistant Head Coach (2016-present)
Southern Utah, Head Coach (2008-15)
USD, Defensive Backs, Special teams & Recruiting coord. (2005-07)
University of Idaho, Defensive coordinator (2002-03)
BYU, Defensive graduate assistant—Linebackers (2001)
University of Redlands, defensive coord. (1998-00), defensive line (1997)

Offensive Coord. Jeff Grimes (Booth)

BYU, Offensive Coordinator (2018-present)
LSU, Run game coordinator, offensive line (2014-17)
Virginia Tech, Run game coordinator, offensive line (2013)
Auburn, Offensive line (2009-12)
Colorado, Asst. head coach, run game coord., offensive line (2007-08)
BYU, Offensive line (2004-06)
Arizona State, Run game coordinator, offensive line (2001-03)
Bosnie State, Offensive line (2000)
Hardin-Simmons, Offensive line (1998-99)
Texas A&M, Graduate assistant (1996-97)
Rice, Graduate assistant (1995)
Riverside HS, Coach (1993-94)

Defensive Coord./DL Ilaia Tuiaki (Field)

BYU, Defensive Coordinator (2016-present)
Oregon State, Linebackers & Special Teams (2015)
Utah, defensive line (2013-14), fullbacks, tight ends (2012)
Utah State, Running Backs (2011), Running Backs & Special Teams (2009-10)
Utah, Defensive Graduate Assistant (2008)
Kearns HS, Offensive Coord. (2007), Receivers & Outside Linebackers (2006)

Pass Game Coord./QB Aaron Roderick (Booth)

BYU, Passing game coord., quarterbacks (2018-present)
Utah (2005-13)
Co-offensive coordinator, quarterbacks (2015-16)
Passing game coordinator, quarterbacks (2014)
Passing game coordinator, wide receivers (2012-13)
Co-offensive coordinator, wide receivers (2010)
Wide receivers (2005-13)
Southern Utah, offensive coord., quarterbacks, recruiting coord. (2003-04)
Snow College, Running backs (2002)
BYU, Graduate assistant – linebackers (1999)
Receivers (2000-01)

Offensive Line Ryan Pugh (Field)

BYU, Offensive line (2018-present)
UT-San Antonio, Offensive line (2016-17)
LSU, Graduate assistant – offensive line (2015)
Cincinnati, Graduate assistant – offensive line (2014)
Virginia Tech, Graduate assistant – offensive line (2013)
Auburn, Graduate assistant – offensive line (2012)

Wide Receivers Fesi Sitake (Field)

BYU, Wide Receivers (2018-present)
Weber State, Off. Coord. (2016-17), Passing game coord., WR (2014-15)

Tight Ends Steve Clark (Booth)

BYU, Tight Ends Coach (2016-present)
Weber State, Offensive Coordinator, Quarterbacks (2014-16)
Southern Utah, Offensive Coordinator, Quarterbacks (2008-13)
BYU, Graduate Assistant w/offensive line & special teams (2005-07)
Utah, Defensive assistant (2004)
St. Mary's, Passing Game Coordinator (2003)
Utah, Director of Operations (2002)
Provo High School, Offensive coord. (1997-2000), assistant (1994-1996)

Running Backs AJ Steward (Field)

BYU, Running Backs Coach (2018-present)
Rice, Running backs (2014-17), Graduate Assistant (2012-13)

Cornerbacks Jernaro Gilford (Field)

BYU, Cornerbacks Coach (2016-present)
Southern Utah, Secondary Coach (2014-15)
Whittier College, Graduate Assistant, Cornerbacks & Special Tms (2012-13)

Safeties Preston Hadley (Booth)

BYU, Safeties (2018-present)
Weber State, Secondary, recruiting coordinator (2016-17)
Santa Ana College, Cornerbacks, kick/punt teams, recruiting coord. (2015)
BYU, Graduate assistant – defensive backs, wide receivers (2013-14)



KALANI SITAKE

Head Coach - **Field**

(kah-Lah-nee See-Tah-kay)



ED LAMB

Assistant Head Coach/LB/
Special Teams Coordinator - **Booth**



JEFF GRIMES

Offensive Coordinator - **Booth**



ILAISA TUIAKI

Defensive Coordinator/DL - **Field**

(ee-LIE-suh Too-ee-ah-kee)



AARON RODERICK

Pass Game Coordinator/QB - **Booth**



RYAN PUGH

Offensive Line - **Field**

(Like Hugh with a P)



STEVE CLARK

Tight ends - **Booth**



FESI SITAKE


Wide receivers - **Field**

(Fess-ee See-Tah-kay)



AJ STEWARD

Running Backs - **Field**



JERNARO GILFORD

Cornerbacks - **Field**

(Jer-nar-oh)



PRESTON HADLEY

Safeties - **Booth**

TEAM OFFENSE**SCORED 70 POINTS OR MORE:**

BYU: 2015, vs. Wagner (W, 70-6)
Opp: 2001, vs. Hawai'i (L, 72-45)

SCORED 60-69 POINTS:

BYU: 2014, vs. SSU (W, 64-0)
Opp: 2001, Hawai'i (L, 72-45)

SCORED 50-59 POINTS:

BYU: 2016, UMass (W, 51-9)
Opp: 2016, Toledo (W, 55-53)

SCORED DOUBLE-DIGITS EVERY QUARTER:

BYU: 2015, 10, 14, 14, 13 at Utah State (W, 51-28)
Opp: 2007, 14, 17, 14, 10 at Tulsa (L, 47-55)

TOUCHDOWNS ON THE FIRST TWO DRIVES:

BYU: 2018 vs. Hawai'i (W 49-23)
Opp: 2018, at Boise State (L, 21-16)

DID NOT SCORE A TOUCHDOWN:

BYU: 2018, vs. Northern Illinois (L, 7-6)
Opp: 2018, vs. McNeese (W, 30-3)

TOTAL OFFENSE 600 YARDS OR MORE:

BYU: 2015, 741 vs. Wagner (W, 70-6)
Opp: 2016, 692 vs. Toledo (W, 55-53)

TOTAL OFFENSE 500-599 YARDS:

BYU: 2018, 510 vs. New Mexico State (W, 45-10)
Opp: 2017, 546 at Mississippi State (L, 35-10)

TOTAL OFFENSE 200 YARDS OR LESS:

BYU: 2018, 194, at Washington (L, 35-7)
Opp: 2016, 200 vs. Utah State (W, 28-10)

PASSING 500 YARDS OR MORE:

BYU: 2007, 537 at Tulsa (L, 47-55)
Opp: 2016, 505 vs. Toledo (W, 55-53)

PASSING 400-499 YARDS:

BYU: 2016, 441 vs. SUU (W, 37-7)
Opp: 2016, 442 at Boise State (W, 28-27)

PASSING 300-399 YARDS:

BYU: 2018, 322 vs. Utah State (L, 45-20)
Opp: 2015, 385 vs. ECU (W, 45-38)

PASSING 51-100 YARDS:

BYU: 2016, 96 vs. Wyoming (W, 24-21)
Opp: 2012, 40 at Georgia Tech (W, 41-17)

PASSING 50 YARDS OR LESS:

BYU: 2003, 41 vs. Utah (L, 3-0)
Opp: 2015, 46 vs. Wagner (W, 70-6)

PASSING 10 COMPLETIONS OR LESS:

BYU: 2016, 8 vs. Wyoming (W, 24-21)
Opp: 2018, 10 vs. Northern Illinois (L, 7-6)

PASSING 5 TOUCHDOWNS OR MORE:

BYU: 2012, 6 at New Mexico State (W, 50-14)
Opp: 2008, 5 at Utah (L, 48-24)

RUSHING 300 YARDS OR MORE:

BYU: 2018, 317 vs. New Mexico State (W, 45-10)
Opp: 2017, 306 at Mississippi State (L, 35-10)

RUSHING 200-299 YARDS:

BYU: 2018, 280, vs. Hawai'i (W, 49-23)
Opp: 2018, 223 vs. Utah State (L, 45-20)

RUSHING 51-100 YARDS:

BYU: 2018, 96 at Boise State (L, 21-16)
Opp: 2018, 89 vs. Northern Illinois (L, 7-6)

RUSHING 50 YARDS OR LESS:

BYU: 2018, 39, vs. Utah State (L, 45-25)
Opp: 2018, 48 vs. New Mexico State (W, 45-10)

RUSHING ZERO YARDS OR LESS:

BYU: 2017, minus-5 vs. LSU (L, 27-0)
Opp: 2012, minus-5 vs. WSU (W, 30-6)

RUSHING 60 ATTEMPTS OR MORE:

BYU: 2014, 62 vs Houston (W, 33-25)
Opp: 2010, 65 at Air Force (L, 14-35)

RUSHING 50-59 ATTEMPTS:

BYU: 2018, 51 vs. New Mexico State (W, 45-10)
Opp: 2015, 53, at Mississippi State (L 35-10)

RUSHING 4 TOUCHDOWNS OR MORE:

BYU: 2018, 6 vs New Mexico State (W, 45-10)
Opp: 2018, 4 at Washington (L, 35-7)

FIRST DOWNS 30 OR MORE:

BYU: 2016, 33 vs. SUU (W, 37-7)
Opp: 2016, 35 at Mississippi State (L, 35-10)

FIRST DOWNS 10 OR LESS:

BYU: 2018, 7 at Washington (L, 35-7)
Opp: 2018, 10 vs. McNeese (W, 30-3)

THIRD-DOWN CONVERSION 70% OR MORE:

BYU: 2011, 71% (10/14) vs. New Mexico St (W, 42-7)
Opp: 2005, 78% (7/9) at Wyoming (W, 35-21)

THIRD-DOWN CONVERSION 75% OR MORE:

BYU: 2011, 79% (11/14) at Oregon State (W, 38-28)
Opp: 2018, 75% (9/12) at Washington (L, 35-7)

THIRD-DOWN CONVERSION 80% OR MORE:

BYU: 2015, 89% vs. Wagner (W, 70-6)

THIRD-DOWN CONVERSION 90% OR MORE:

BYU: 2010, 92% (12/13) vs. Colorado State (W, 49-10)

INDIVIDUAL OFFENSE**ALL-PURPOSE 200-299 YARDS:**

BYU: 2017, 213, Squally Canada at UNLV (W 31-21)
Opp: 2016, J. McNichols 249 at Boise State (L, 28-27)

ALL-PURPOSE 300 YARDS OR MORE:

BYU: 2007, A. Collie 366 at Tulsa (L, 47-55)

ALL-PURPOSE 2 PLAYERS 100 YARDS OR MORE:

BYU: 2018, L. Katoa 155 & M. Hadley 114 vs. NMSU (W, 45-10)
Opp: 2018, D. Thompson 131 & G. Bright 120 vs. Utah State (L, 45-20)

ALL-PURPOSE 3 PLAYERS 100 YARDS OR MORE:

BYU: 2014, M. Mathews 120, 116 P. Lasike, J. Leslie 101 vs. UNLV (W, 42-23)
Opp: 2014, S. Williams-Rhodes 108, J. McNichols 128, J. Ajayi 144, T. Sperbeck 148, at Boise State (L, 55-30)

TOUCHDOWNS SCORED 4 OR MORE IN A QUARTER:

BYU: 1952, D. Felt (4 rushing) at San Jose State (L, 44-27) NCAA Record

TOUCHDOWNS SCORED 4 OR MORE IN A HALF:

BYU: 2010, L. Ashworth (4 receiving) at CSU (W, 49-10)*

INDIVIDUAL PASSING**PASSING 600 YARDS OR MORE:**

BYU: 1993, J. Walsh 619 at Utah State (L, 56-58)
Opp: Never

PASSING 500-599 YARDS:

BYU: 2007, M. Hall 537 at Tulsa (L, 55-47)
Opp: 2016, L. Woodside 505 vs. Toledo (W, 55-53)

PASSING 400-499 YARDS:

BYU: 2014, C. Stewart 408 vs. NEV (L, 42-35)
Opp: 2016, B. Rypien 442 @ Boise State (L, 28-27)

PASSING NO TOUCHDOWNS:

BYU: 2018, Z. Wilson vs. New Mexico State (W, 45-10)
Opp: 2018, R. Comis at UMass (W, 35-16)

PASSING 25-29 COMPLETIONS:

BYU: 2018, T. Mangum 27 vs. Utah State (L, 45-20)
Opp: 2018, J. Adkins 35 vs. New Mexico State (W, 45-10)

PASSING 30-39 COMPLETIONS:

BYU: 2015, T. Mangum 35 vs. UConn (W, 30-13)
Opp: 2016, L. Woodside 30 vs. Toledo (W, 55-53)

PASSING 40-49 COMPLETIONS:

BYU: 2005, J. Beck 41 vs. Boston College (L, 3-20)

PASSING 50-59 ATTEMPTS:

BYU: 2015, T. Mangum 53 vs. UConn (W, 30-13)
Opp: 2014, J. Holman 51 at UCF (L, 31-24)

PASSING 60 ATTEMPTS OR MORE:

BYU: 2014, C. Stewart 63 vs. NEV (L, 42-35)

PASSING 3 TOUCHDOWNS:

BYU: 2018, Z. Wilson vs. Hawai'i (W, 49-23)
Opp: 2016, B. Rypien vs. Boise State (L, 28-27)

PASSING 4 TOUCHDOWNS:

BYU: 2015, Tanner Mangum 4, at Utah State (W 51-28)
Opp: 2018, J. Love 4 vs. Utah State (L, 45-20)

PASSING 5 TOUCHDOWNS:

BYU: 2012, J. Lark 6 at New Mexico State (W, 50-14)
Opp: 2016, L. Woodside 5 vs. Toledo (W, 55-53)

PASSING 6 TOUCHDOWNS:

BYU: 2012, J. Lark 6 at New Mexico State (W, 50-14)

PASSING 7 TOUCHDOWNS OR MORE:

BYU: 2008, M. Hall 7 vs. UCLA (W, 59-0)

NON-QB PASSING TOUCHDOWN:

BYU: 2018, A. Hifo 31-yards to M. Laulu-Pututau vs. Wisconsin (W 24-21)

INDIVIDUAL RECEIVING**RECEIVING 150-199 YARDS:**

BYU: 2015, M. Juergens 172 vs. Boise State (W, 35-24)
Opp: 2016, J. Johnson 182, C. Thompson 161 vs. Toledo (W, 55-53)

RECEIVING 200 YARDS OR MORE:

BYU: 2008, D. Pitta 213 vs. Northern Iowa (W, 41-17)

RECEIVING 10-14 RECEPTIONS:

BYU: 2015, M. Juergens 10 vs. UConn (W, 30-13)
Opp: 2018: A. Isabella 10 at UMass (W, 35-16)

RECEIVING 15 RECEPTIONS OR MORE:

BYU: 2014, M. Mathews 16 vs. NEV (L, 42-35)

10 RECEIVERS WITH AT LEAST 1 CATCH:

BYU: 2018, 10 at Boise State (L, 21-16)
Opp: 2016, 10 vs. West Virginia (L, 35-32)

RECEIVING 3 TOUCHDOWNS:

BYU: 2013, Mitch Mathews 3 at Utah State (W, 31-14)
Opp: 2016, J. Johnson 3 vs. Toledo (W, 55-53)

RECEIVING 4 TOUCHDOWNS OR MORE:

BYU: 2012, C. Hoffman 5 at New Mexico State (W, 50-14)

RECEIVING 50-69 YARD TOUCHDOWN:

BYU: 2015, N. Kurtz 53 yards from T. Mangum vs. Cincinnati (W, 38-24)
Opp: 2013, D. Daniels 61 yards from T. Rees at Notre Dame (L, 23-13)

RECEIVING 70-79 YARD TOUCHDOWN:

BYU: 2016, J. Trinnaman 75 vs. Toledo (W, 55-53)
Opp: 2016, B. Davis 70 vs. UMass (W, 51-9)

RECEIVING 80 YARD or more TOUCHDOWN:

BYU: 2015, M. Juergens 84 vs. Boise State (W, 35-24)

RECEIVING TWO 100-YARD RECEIVERS:

BYU: 2015, D. Blackmon 105, M. Juergens 172 vs. Boise State (W, 35-24)
Opp: 2016, T. Sperbeck 109, J. McNichols 109 @ Boise State (L, 28-27)

INDIVIDUAL RUSHING**RUSHING 20-29 CARRIES:**

BYU: 2018, S. Canada 24, at Arizona (W 28-23)
Opp: 2018, A. Mattison 25, at Boise State (L, 21-16)

RUSHING 30-34 CARRIES:

BYU: 2016, J. Williams 30 at Michigan State (W, 31-14)
Opp: 2016, J. McNichols 20 @ Boise State (L, 28-27)

RUSHING 35 CARRIES OR MORE:

BYU: 1976, J. Blanc 36 vs. Wyoming (L, 29-34)
Opp: 2003, J. Jones 35 at Notre Dame (L, 33-14)

RUSHING 100-149 YARDS:

BYU: 2018, S. Canada 118 vs. Wisconsin (W, 24-21)
Opp: 2018, D. Thompson 109 vs. Utah State (L, 45-20)

RUSHING 150-199 YARDS:

BYU: 2018, L. Katoa 155 vs New Mexico State (W, 45-10)
Opp: 2016, K. Hunt 146 vs. Toledo (W, 55-53)

RUSHING 200 YARDS OR MORE:

BYU: 2017, S. Canada 213 at UNLV (W 31-21)
Opp: 2015, P. Perkins 220 at UCLA (L, 24-23)

RUSHING TWO 100-YARD RUSHERS:

BYU: 2016, J. Williams 170 & T. Hill 101 vs. West Virginia (L, 35-32)
Opp: 2017, A. Williams 114 & N. Fitzgerald 103 at Miss. State (L, 35-10)

RUSHING THREE 100-YARD RUSHERS:

BYU: 2001, L. Staley 142, B. Doman 116, B. McDonald 110; vs. Tulane (W, 70-35)

RUSHING 5 TOUCHDOWNS OR MORE:

BYU: 2016, J. Williams 5 vs. Toledo (W, 55-53)

RUSHING 4 TOUCHDOWNS:

BYU: 2018, Katoa 4 vs. New Mexico State (W 45-10)
Opp: 2002, C. Harridge 4 Air Force (L, 52-9)

RUSHING 3 TOUCHDOWNS:

BYU: 2018, S. Canada at Arizona (W 28-23)
Opp: 2014, P. Lynch 3 vs. Memphis (L, 55-48 20T)

RUSHING 50-69-YARD TOUCHDOWN:

BYU: 2016, J. Williams 62 vs. Toledo (W, 55-53)
Opp: 2015, C. Keeton 52 at Utah State (W 51-28)

RUSHING 70-YARD TOUCHDOWN OR MORE:

BYU: 2017, KJ Hall 75 yards vs. San Jose State (W 41-20)
Opp: 2011, P. McCarty 82 yards vs. Idaho (W, 42-7)

TEAM DEFENSE**TACKLES 90-99:**

BYU: 2013, 96 vs. Boise State (W, 37-20)
Opp: 2016, 93 at Cincinnati (W, 20-3)

TACKLES 100 OR MORE:

BYU: 2017, 107 at Mississippi State (L, 35-10)
Opp: 2013, 117 at Houston (W, 47-46)

TACKLES 3 WITH DOUBLE-DIGITS:

BYU: 2013, U. Unga 17, S. Hadley 12, A. Fua 12 vs. Boise State (W, 37-20)
Opp: 2017, A. Ramseur 12, D. Sutton 10, J. Williams 10 at ECU (L, 33-17)

TACKLES 4 WITH DOUBLE-DIGITS:

BYU: 2009, Denney 13, Johnson 11, Doman 11, Jorgensen 10 vs. Air Force (W, 38-21)
Opp: 2013, Oliphant 16, Taylor 15, McDonald 13, Mathews 12, Stewart 10, McMillian 10 at HOU (W, 47-46)

SACKS 5 OR MORE:

BYU: 2018, 6 vs. New Mexico State (W, 45-10)
Opp: 2018, 5 vs. New Mexico State (W, 45-10)

TURNOVERS CAUSED 4-5:

BYU: 2018, 4 vs. McNeese (W, 30-3)
Opp: 2014, 4 vs. Memphis (L, 55-48 20T)

TURNOVERS CAUSED 6 OR MORE:

BYU: 2016, 6 at Utah (L, 19-20)
Opp: 2017, 7 at Utah State (L, 40-24)

INTERCEPTIONS 4 OR MORE:

BYU: 2006, 4 vs. UNLV (W, 52-7)
Opp: 2017, 4 vs. UMass (L, 16-10)

FUMBLES RECOVERED 3-4:

BYU: 2017, 4 vs. San Jose State (W, 41-20)
Opp: 2014, 3 at Boise State (L, 21-16)

FUMBLES RECOVERED 5 OR MORE:

Opp: 2011, 6 vs. Utah (L, 54-10)

FUMBLES FORCED 5 OR MORE:

BYU: 2008, 5 vs. Northern Iowa (W, 41-17)
Opp: 2011, 7 vs. Utah (L, 54-10)

SCORED A DEFENSIVE TOUCHDOWN:

BYU: 2018, FF return vs. Cal (L, 21-18)
Opp: 2018, INT return vs. Utah State (L, 45-20)

SCORED TWO DEFENSIVE TOUCHDOWNS:

BYU: 2016, 2 INT returns at Boise State (L, 27-27)
Opp: 2015, 2 INT returns at Utah State (L, 40-24)

RETURNED AN INT FOR A TOUCHDOWN:

BYU: 2017, at Utah State (L, 40-24)
Opp: 2018, vs. Utah State (L, 45-20)

RETURNED TWO INTS FOR TOUCHDOWNS:

BYU: 2016, Fred Warner & Dayan Lake at Boise State (L, 28-27)
Opp: 2017, J. Davis twice at Utah State (L, 40-24)

FUMBLE RECOVERY/RETURN FOR TD:

BYU: 2018, vs. Cal (L, 21-18)
Opp: 2012, at Utah (L, 24-21)

SAFETY WAS SCORED:

BYU: 2014, vs. SSU (W, 64-0)
Opp: 2017, vs. Wisconsin (L, 40-6)

INDIVIDUAL DEFENSE**TACKLES 15 OR MORE:**

BYU: 2016, F. Bernard 16 vs. Mississippi State (W, 28-21)
Opp: 2014, T. Plummer 17 at UCF (L, 31-24)

TACKLES FOR LOSS 4 OR MORE:

BYU: 2015, B. Kaufusi 4 vs. Fresno State (W 52-10)
Opp: 2014, T. Plummer 4.5 at UCF (L, 31-24)

SACKS 2:

BYU: 2018, S. Takitaki 2 vs. New Mexico State (W, 45-10)
Opp: 2018, C. Weaver 2 at Boise State (L, 21-16)

SACKS 3:

BYU: 2015, B. Kaufusi 3 vs. Fresno State (W 52-10)
Opp: 2014, M. Brown 3 at Texas (W, 41-7)

SACKS 4 OR MORE:

BYU: 1999, S. Gali 4 vs. New Mexico (W, 31-7)
Opp: 2008, J. Hughes 4 vs. TCU (L, 32-7)

INTERCEPTION RETURNED FOR A TD:

BYU: 2017, M. Hannemann at Utah State (L, 40-24)
Opp: 2018, T. Galeai vs. Utah State (L, 45-20)

INTERCEPTIONS 2:

BYU: 2017, D. Ghanwoloku at Mississippi State (L, 35-10)
Opp: 2016, S. Tauteoli at Utah (L, 19-20)

INTERCEPTIONS 3 OR MORE:

BYU: 2015, K. Nacua vs. Boise State (W, 35-24)
Opp: 2017, J. Davis at Utah State (L, 40-24)

FUMBLE WAS RETURNED FOR A TD:

BYU: 2018, D. Ghanwoloku vs. Cal (L, 21-18)
Opp: 2012, M. Lee at Utah (L, 24-21)

FUMBLE FORCED 2:

BYU: 2015, B. Kaufusi 2 at Missouri (L, 20-16)
Opp: 2012, K. Smith 2 at San Jose State (L, 20-14)

FUMBLE RECOVERIES 3 OR MORE:

BYU: 2005, J. Luettgerodt at Wyoming (W, 35-21)

SPECIAL TEAMS**SCORED 15 OR MORE POINTS KICKING:**

BYU: 2013, J. Sorensen 16 vs. Texas (W, 40-21)
Opp: 2014, I. Frye 15 vs. UVa (W, 41-33)

FIELD GOAL 40-49 YARDS:

BYU: 2018, S. Southam 43 at Boise State (L, 21-16)
Opp: 2018, D. Eberle 47 vs. Utah State (L, 45-20)

FIELD GOAL 50 YARDS OR MORE:

BYU: 2006, J. McLaughlin 53 yards at Air Force (W, 33-14)
Opp: 2013, J. Elliott 53 yards vs. Memphis (L, 55-48 20T)

FIELD GOAL BLOCK:

BYU: 2018, C. Kaufusi vs. McNeese (W 30-3)
Opp: 2016, D. Moa at Boise State (L, 28-27)

FIELD GOAL BLOCKED FOR A TOUCHDOWN:

BYU: 2001, R. Denney at SDSU (W, 59-21)

FIELD GOALS 4 OR MORE CONVERTED:

BYU: 2018, S. Southam 4 vs. Arizona (W, 28-23)
Opp: 2017, M. Gay 4 vs. Utah (L, 19-13)

FIELD GOAL GAME-WINNING:

BYU: 2018, vs. Wisconsin (W, 24-21)
Opp: 2006, at Arizona (L, 16-13)

PAT 10 OR MORE CONVERTED:

BYU: 2001, M. Payne 10 vs. Tulane (W, 70-35)
2015, T. Samson 10 vs. Wagner (W, 70-6)

BLOCKED A PAT:

BYU: 2015, L. Taele, vs. Wagner (W 70-6)
Opp: 2012, B. Yap vs. Hawaii (W, 47-0)

TWO-POINT PAT WAS CONVERTED:

BYU: 2018, T. Mangum pass to M. Simon, Cal (L, 21-18)
Opp: 2016, Roberts pass Woodside, Toledo (W 55-53)

KICKOFF RETURN TEAM 150 YARDS OR MORE:

BYU: 2011, 167 vs. TCU (L, 38-28)
Opp: 2014, 166 vs. Memphis (L, 55-48 20T)

KICKOFF RETURN 100 TOTAL YARDS OR MORE:

BYU: 2016, A. Hifo 148 vs. Toledo (W, 55-53)
Opp: 2015, D. Fuller 114 at UCLA (L, 24-23)

KICKOFF RETURN 50-99 YARDS:

BYU: 2016, A. Hifo 66 vs. Wyoming (W, 24-21)
Opp: 2018, J. Augafa 89 vs. Hawai'i (W, 49-23)

KICKOFF RETURN 100 YARDS:

BYU: 1996, J. Dye vs. UTEP (W, 40-18)

KICKOFF RETURN FOR A TOUCHDOWN:

BYU: 2014, A. Hine vs. UVa (W, 41-33)
Opp: 2013, J. Ross vs. Washington (L, 31-16)

PUNT RETURN TEAM 100 YARDS OR MORE:

BYU: 2013, 107 vs. Mid. Tenn. (W, 37-10)

PUNT RETURN FOR A TD:

BYU: 2013, J. Falslev vs. MTSU (W, 37-10)
Opp: 2001, C. Owens at Hawai'i (L, 72-45)

PUNT WAS BLOCKED:

BYU: 2016, by M. Unga vs. UMass (W, 51-9)
Opp: 2015, by T. Hlcks vs. ECU (W, 45-38)

PUNT BLOCKED FOR A TOUCHDOWN:

BYU: 2004, by G. Lovely at Air Force (W, 41-24)
Opp: 2015, by T. Hlcks (rec. by Y. Bowden for TD) vs. ECU (W, 45-38)

PUNT 60-69 YARDS:

BYU: 2016, J. Linehan 62 vs. Mississippi State (W, 28-21)
Opp: 2015, S. Geraci 61 vs. Cincinnati (W, 38-24)

PUNT 70-79 YARDS:

BYU: 2015, J. Linehan 77 at Nebraska (W, 33-28).
Opp: 2011, T. Campbell 73 at Ole Miss (W, 14-13)

PUNT 80 YARDS OR MORE:

BYU: 2014, S. Arellano 81 at Middle Tennessee (W, 27-7)

PUNT AVERAGE 50 OR MORE (min. 3):

BYU: 2015, J. Linehan 51.0 at Nebraska (W, 33-28)
Opp: 2014, A. Vozenilek 50.7 vs. UVa (W, 41-33)

DID NOT PUNT DURING ENTIRE GAME:

BYU: 2015, vs. Wagner (W 70-6)

GENERAL**DEFEATED A RANKED OPPONENT:**

BYU: 2018, vs. No. 6 Wisconsin (W, 24-21)
Opp: 2018, at Washington (L, 35-7)

THE LAST TIME OVERTIME WAS PLAYED:

BYU: 2016, vs. Mississippi State (W, 28-21 20T)

TEAM WAS AHEAD AT HALF AND LOST:

BYU: 2018, vs. Northern Illinois (ahead 3-0, lost 7-6)
Opp: 2016, vs. Mississippi State (ahead 14-7, lost 28-21)

SHUTOUT BY OPPONENT IN FIRST HALF:

BYU: 2018, at Washington (L, 35-7)
Opp: 2018, vs. Northern Illinois (L, 7-6)

SHUTOUT BY OPPONENT IN SECOND HALF:

BYU: 2017, vs. Boise State (L, 24-7)
Opp: 2018, vs. McNeese (W, 30-3)

SHUTOUT BY OPPONENT:

BYU: 2017, vs. LSU (L, 27-0)
Opp: 2014, Savannah State (W 64-0)

PENALTIES 10 OR MORE:

BYU: 2018, 10 at Arizona (W, 28-23)
Opp: 2018, 10 vs. Northern Illinois (L, 7-6)

PENALTY YARDS 100 OR MORE:

BYU: 2016, 112 at Utah (L, 19-20)
Opp: 2018, 125 vs. USU (L, 45-20)

PENALTIES 1 OR LESS:

BYU: 2017, at Hawaii (W 30-20)
Opp: 2018, at UMass (W, 35-16)

NO TURNOVERS:

BYU: 2018, at Wisconsin (W 24-21)
Opp: 2018, vs. Northern Illinois (L 7-6)

TIME OF POSSESSION 40 MINUTES OR MORE:

BYU: 2015, 40:37 at UCLA (L, 24-23)
Opp: 2017, 40:09 vs. Wisconsin (L 40-6)

Quickie Statistics (Final)
BYU vs Arizona (09/01/18 at Tucson, Ariz.)

	BYU	ARIZ
Score	28	23
FIRST DOWNS	23	22
RUSHES-YARDS (NET)	43-183	35-129
PASSING YDS (NET)	209	197
Passes Att-Comp-Int	28-18-0	34-17-0
TOTAL OFFENSE PLAYS-YARDS	71-392	69-326
Fumble Returns-Yards	0-0	0-0
Punt Returns-Yards	3-45	0-0
Kickoff Returns-Yards	0-0	3-71
Interception Returns-Yards	0-0	0-0
Punts (Number-Avg)	4-40.0	5-45.6
Fumbles-Lost	0-0	0-0
Penalties-Yards	10-94	4-26
Possession Time	36:33	23:27
Third-Down Conversions	5 of 12	6 of 15
Fourth-Down Conversions	1 of 2	2 of 2
Red-Zone Scores-Chances	3-3	4-4

BYU

Rushing	No.	Gain	Loss	Net	TD	Lg	Avg
CANADA, Squally	24	98	3	9	4-1		
KATO, Lopini	8	40	1	39	0	10	4.9
HIFO, Alea	4	19	0	19	0	9	4.8
COLLIE, Dylan	1	13	0	13	0	13	13.0

Arizona

Rushing	No.	Gain	Loss	Net	TD	Lg	Avg
Taylor, J.J.	18	89	4	85	1	26	4.7
Brightwell, G.	9	30	0	30	0	7	3.3
Tate, K.	8	26	12	14	1	10	1.8

Passing

C-A-I	Yds	TD	Long	Sack	
MANGUM, Tanner	18-28-0	209	1	30	0

Passing

C-A-I	Yds	TD	Long	Sack	
Tate, K.	17-34-0	197	1	33	1

Receiving

No.	Yards	TD	Long	
LAULU-PUTUTAU, M	3	24	0	10
PAU, Neil	3	10	0	4
HIFO, Alea	2	36	0	30
CANADA, Squally	2	29	0	15

Receiving

No.	Yards	TD	Long	
Poindexter, S.	4	68	0	33
Ellison, T.	4	45	1	15
Taylor, J.J.	4	27	0	18
Peterson, C.	2	24	0	16

Punting

No.	Yds	Avg	Long	In20	TB	
ALMOND, Rhett	4	160	40.0	44	1	0

Punting

No.	Yds	Avg	Long	In20	TB	
Klumph, D.	5	228	45.6	53	1	1

Punt Returns

No.	Yards	TD	Long	
SHELTON, Michael	3	45	0	37

Punt Returns

No.	Yards	TD	Long

Kick Returns

No.	Yards	TD	Long

Kick Returns

No.	Yards	TD	Long	
Taylor, J.J.	3	71	0	25

Tackles

UA-A	Total	Sacks	TFL	
KAUFUSI, Corbin	7-0	7	1.0	2.0
PAU, Butch	7-0	7	0.0	0.0
WILCOX, Chris	5-0	5	0.0	0.0
ANDERSON, Zayne	3-2	5	0.0	0.0

Tackles

UA-A	Total	Sacks	TFL	
Schooler, C.	6-10	16	0.0	1.0
Hayes, I.	11-2	13	0.0	0.0
Fields, H.T.	8-3	11	0.0	0.0
Hough, T.	4-2	6	0.0	0.0

Qtr Time Scoring Play

Qtr	Time	Scoring Play	V-H
2nd 09:58		BYU - CANADA, Squally 1 yd run (SOUTHAM, Sklyer kick), 9-59 4:38	7 - 0
05:39		ARIZ - Havrisko, L. 24 yd field goal, 12-71 4:13	7 - 3
00:50		ARIZ - Ellison, T. 15 yd pass from Tate, K. (Havrisko, L. kick), 9-77 2:29	7 - 10
3rd 08:25		BYU - BUSHMAN, Matt 24 yd pass from MANGUM, Tanner (SOUTHAM, Sklyer kick), 10-75 6:35	14 - 10
04:29		BYU - CANADA, Squally 1 yd run (SOUTHAM, Sklyer kick), 9-58 2:35	21 - 10
01:07		BYU - CANADA, Squally 2 yd run (SOUTHAM, Sklyer kick), 5-36 2:14	28 - 10
4th 13:29		ARIZ - Tate, K. 2 yd run (Havrisko, L. kick), 9-75 2:31	28 - 17
03:20		ARIZ - Taylor, J.J. 1 yd run (Tate, K. pass failed), 8-67 1:28	28 - 23

Quickie Statistics (Final)
BYU vs #6 Wisconsin (Sep 15, 2018 at Madison, Wis)

	BYU	WIS
Score	24	21
FIRST DOWNS	14	20
RUSHES-YARDS (NET)	28-191	43-204
PASSING YDS (NET)	120	190
Passes Att-Comp-Int	23-13-0	28-18-1
TOTAL OFFENSE PLAYS-YARDS	51-311	71-394
Fumble Returns-Yards	0-0	0-0
Punt Returns-Yards	0-0	1-1
Kickoff Returns-Yards	0-0	4-84
Interception Returns-Yards	1-12	0-0
Punts (Number-Avg)	4-48.2	4-43.0
Fumbles-Lost	0-0	0-0
Penalties-Yards	4-36	6-33
Possession Time	25:40	34:20
Third-Down Conversions	3 of 9	4 of 13
Fourth-Down Conversions	0 of 0	2 of 3
Red-Zone Scores-Chances	2-2	3-3

BYU

Rushing	No.	Gain	Loss	Net	TD	Lg	Avg
CANADA, Squally	11	121	3	118	2	46	10.7
HIFO, Alea	5	45	0	45	0	19	9.0
BURT, Riley	2	14	0	14	0	13	7.0
COLLIE, Dylan	2	14	0	14	0	14	7.0

Wisconsin

Rushing	No.	Gain	Loss	Net	TD	Lg	Avg
Taylor, J.	26	118	1	117	0	15	4.5
Groshek, G.	6	45	0	45	0	31	7.5
Pryor, Kendrick	1	21	0	21	0	21	21.0
Deal, Taiwan	6	15	0	15	2	5	2.5

Passing

C-A-I	Yds	TD	Long	Sack	
MANGUM, Tanner	12-22-0	89	0	21	1
HIFO, Alea	1-1-0	31	1	31	0

Passing

C-A-I	Yds	TD	Long	Sack	
Hornibrook, A.	18-28-1	190	0	27	2

Receiving

No.	Yards	TD	Long	
LAULU-PUTUTAU, M	3	33	1	31
HIFO, Alea	3	32	0	18
COLLIE, Dylan	3	15	0	8
ROMNEY, Gunner	2	21	0	11

Receiving

No.	Yards	TD	Long	
Davis, Danny	4	40	0	18
Groshek, G.	4	29	0	11
Ferguson, Jake	3	61	0	27
Taylor, J.	3	14	0	10

Punting

No.	Yds	Avg	Long	In20	TB	
ALMOND, Rhett	4	193	48.2	50	2	0

Punting

No.	Yds	Avg	Long	In20	TB	
Lotti, Anthony	4	172	43.0	63	2	0

Punt Returns

No.	Yards	TD	Long

Punt Returns

No.	Yards	TD	Long
Davis, Danny	1	0	1

Kick Returns

No.	Yards	TD	Long

Kick Returns

No.	Yards	TD	Long	
Cruikshank, A.	4	84	0	24

Tackles

UA-A	Total	Sacks	TFL	
TAKITAKI, Sione	8-5	13	1.0	2.0
ANDERSON, Zayne	5-6	11	0.0	0.0
WILCOX, Chris	6-3	9	0.0	0.0
PULSIPHER, Adam	3-5	8	0.0	0.0

Tackles

UA-A	Total	Sacks	TFL	
Connelly, Ryan	4-4	8	0.0	1.0
Williams, C.	4-4	5	0.0	0.0
Hicks, Faion	3-2	5	0.0	0.0
Nelson, Scott	1-4	5	0.0	1.5

Qtr Time Scoring Play

Qtr	Time	Scoring Play	V-H
07:12		WIS - Deal, Taiwan 2 yd run (Gaglianone, R. kick), 8-61 3:58	0 - 7
04:02		BYU - CANADA, Squally 3 yd run (SOUTHAM, Sklyer kick), 6-75 3:10	7 - 7
2nd 12:17		BYU - LAULU-PUTUTAU, Moroni 31 yd pass from HIFO, Alea (SOUTHAM, Sklyer kick), 10-89 4:14	14 - 14
01:17		BYU - Ingold, Alec 2 yd run (Gaglianone, R. kick), 10-65 4:38	14 - 14
09:54		BYU - CANADA, Squally 2 yd run (SOUTHAM, Sklyer kick), 6-27 2:11	21 - 14
4th 12:43		WIS - Deal, Taiwan 5 yd run (Gaglianone, R. kick), 10-82 4:31	21 - 21
09:58		BYU - SOUTHAM, Sklyer 45 yd field goal, 5-47 2:45	24 - 21

Quickie Statistics (Final)
CAL vs BYU (Sep 08, 2018 at Provo, Utah)

	CAL	BYU
Score	21	18
FIRST DOWNS	22	17
RUSHES-YARDS (NET)	38-172	33-91
PASSING YDS (NET)	214	196
Passes Att-Comp-Int	35-23-1	41-22-2
TOTAL OFFENSE PLAYS-YARDS	73-386	74-287
Fumble Returns-Yards	0-0	1-36
Punt Returns-Yards	2-1	3-4
Kickoff Returns-Yards	4-63	1-17
Interception Returns-Yards	2-20	1-15
Punts (Number-Avg)	6-42.5	6-44.3
Fumbles-Lost	2-2	1-0
Penalties-Yards	9-65	7-65
Possession Time	30:42	29:18
Third-Down Conversions	8 of 15	6 of 17
Fourth-Down Conversions	1 of 2	1 of 3
Red-Zone Scores-Chances	1-2	2-3

CAL

Rushing	No.	Gain	Loss	Net	TD	Lg	Avg
Mclwain, Brand	16	74	0	74	1	17	4.6
Garbers, Chase	5	45	0	45	0	17	9.0
Laird, Patrick	10	32	2	30	0	10	3.0
Noa, Kanawai	2	11	0	11	0	6	5.5

BYU

Rushing	No.	Gain	Loss	Net	TD	Lg	Avg
CANADA, Squally	16	56	7	49	0	9	3.1
HIFO, Alea	2	16	0	16	0	9	8.0
KATO, Lopini	2	16	0	16	0	13	8.0
SIMON, Micah	1	8	0	8	0	8	8.0

Passing

C-A-I	Yds	TD	Long	Sack	
Garbers, Chase	18-28-1	176	2	52	0
Mclwain, Brand	5-7-0	38	0	12	0

Passing

C-A-I	Yds	TD	Long	Sack	
MANGUM, Tanner	22-41-2	196	1	24	2

Receiving

No.	Yards	TD	Long	
Noa, Kanawai	7	93	1	52
Laird, Patrick	7	53	1	25
Wharton III, Vi	4	24	0	12
Duncan, Jordan	2	30	0	25

Receiving

No.	Yards	TD	Long	
LAULU-PUTUTAU, M	5	56	0	24
HIFO, Alea	3	23	0	16
ROMNEY, Gunner	2	29	0	18
COLLIE, Dylan	2	25	0	20

Punting

No.	Yds	Avg	Long	In20	TB	
Coutts, Steven	6	255	42.5	48	3	0

Punting

No.	Yds	Avg	Long	In20	TB	
ALMOND, Rhett	6	266	44.3	52	2	1

Punt Returns

No.	Yards	TD	Long	
Wharton III, Vi	2	1	0	2

Punt Returns

No.	Yards	TD	Long	
SHELTON, Michael	3	-4	0	0

Kick Returns

No.	Yards	TD	Long	
Davis, Ashtyn	3	63	0	26
Hawkins, Jaylin	1	0	0	0

Kick Returns

No.	Yards	TD	Long	
HIFO, Alea	1	17	0	17

Tackles

UA-A	Total	Sacks	TFL	
Kinaszyk, Jordn	10-2	12	0.0	0.0
Weaver, Evan	7-5	12	0.0	0.0
Hicks, Elijah	4-3	7	0.0	

Quickie Statistics (Final)
BYU vs Washington (09/29/18 at Seattle, Wash.)

	BYU	WASH
Score	7	35
FIRST DOWNS	7	27
RUSHES-YARDS (NET)	28-34	37-211
PASSING YDS (NET)	160	277
Passes Att-Comp-Int	21-18-0	25-23-0
TOTAL OFFENSE PLAYS-YARDS	49-194	62-488
Fumble Returns-Yards	0-0	0-0
Punt Returns-Yards	0-0	3-16
Kickoff Returns-Yards	1-16	0-0
Interception Returns-Yards	0-0	0-0
Punts (Number-Avg)	6-38.8	1-40.0
Fumbles-Lost	3-1	2-1
Penalties-Yards	8-50	5-40
Possession Time	28:53	31:07
Third-Down Conversions	5 of 14	9 of 12
Fourth-Down Conversions	1 of 1	0 of 0
Red-Zone Scores-Chances	1-2	5-7

BYU		Washington	
Rushing	No. Gain Loss Net TD Lg Avg	Rushing	No. Gain Loss Net TD Lg Avg
KATOA, Lopini	8 28 1 27 1 6 3.4	Almed, Salvon	10 86 0 86 2 28 8.6
CANADA, Squally	7 15 2 13 0 6 1.9	Gaskin, Myles	14 82 1 81 1 21 5.8
HIFO, Aleve	4 12 3 9 0 6 2.2	Team	1 22 0 22 0 22 22.0
BURT, Riley	4 10 1 9 0 6 2.2	McGrew, Sean	3 12 3 9 0 8 3.0
Passing C-A-I Yds TD Long Sack			
MANGUM, Tanner	18-21-0 160 0 39 2	Browning, Jake	23-25-0 277 1 30 1
Receiving No. Yards TD Long			
KATOA, Lopini	7 66 0 27	Fuller, Aaron	8 107 0 19
HIFO, Aleve	3 22 0 12	Sample, Drew	5 37 1 15
BUSHMAN, Matt	2 47 0 39	Baccellia, A.	4 62 0 30
MILNE, Dax	2 16 0 9	Pounds, Quinten	2 24 0 17
Punting No. Yds Avg Long In20 TB			
ALMOND, Rhett	5 195 39.0 48 0 0	Whitford, Joel	1 40 40.0 40 1 0
JONES, Danny	1 38 38.0 38 0 0		
Punt Returns No. Yards TD Long			
HIFO, Aleve	1 16 0 16	Fuller, Aaron	2 16 0 16
Kick Returns No. Yards TD Long			
HIFO, Aleve	1 16 0 16	McClatcher, C.	1 16 0 0
Tackles UA-A Total Sacks TFL			
LEE, Austin	5-2 7 0.0 0.0	Bryant, Myles	4-3 7 1.0 2.0
PAUUI, Butch	3-4 7 0.0 0.5	Burr-Kirven, Ben	4-2 6 0.0 0.0
TAKITAKI, Sione	5-1 6 0.0 0.0	Murphy, Byron	4-2 6 0.0 2.0
WARNER, Troy	2-3 5 0.0 0.0	Bartlett, Tevis	3-3 6 0.0 0.0

BYU		Washington	
Rushing	No. Gain Loss Net TD Lg Avg	Rushing	No. Gain Loss Net TD Lg Avg
ALMOND, Rhett	5 195 39.0 48 0 0	Whitford, Joel	1 40 40.0 40 1 0
JONES, Danny	1 38 38.0 38 0 0	Fuller, Aaron	2 16 0 16
Punt Returns No. Yards TD Long			
SHELTON, Michael	2 15 0 8	McClatcher, C.	1 16 0 0
Kick Returns No. Yards TD Long			
HIFO, Aleve	1 16 0 16		
Tackles UA-A Total Sacks TFL			
LEE, Austin	5-2 7 0.0 0.0	Bryant, Myles	4-3 7 1.0 2.0
PAUUI, Butch	3-4 7 0.0 0.5	Burr-Kirven, Ben	4-2 6 0.0 0.0
TAKITAKI, Sione	5-1 6 0.0 0.0	Murphy, Byron	4-2 6 0.0 2.0
WARNER, Troy	2-3 5 0.0 0.0	Bartlett, Tevis	3-3 6 0.0 0.0

Quickie Statistics (Final)
Utah State vs BYU (Oct 05, 2018 at Provo, Utah)

Utah State		BYU	
Rushing	No. Gain Loss Net TD Lg Avg	Rushing	No. Gain Loss Net TD Lg Avg
THOMPSON, D.	17 110 1 109 0 31 6.4	WILSON, Zach	2 26 1 25 0 26 12.5
BRIGHT, GEROLD	14 62 1 61 0 11 4.4	KATOA, Lopini	8 24 0 24 0 5 3.0
VAUGHNS, AAREN	1 36 0 36 0 36 36.0	HIFO, Aleve	1 3 0 3 0 3 3.0
LOVE, JORDAN	3 8 0 8 1 5 2.7	SIMON, Micah	1 3 0 3 0 3 3.0
Passing C-A-I Yds TD Long Sack			
LOVE, JORDAN	18-28-0 165 4 40 0	MANGUM, Tanner	27-45-1 270 2 46 1
Receiving No. Yards TD Long			
GREENE, JALEN	5 53 1 17	KATOA, Lopini	6 21 1 10
THOMPSON, D.	3 22 0 12	SHUMWAY, Talon	5 110 0 46
VAUGHNS, AAREN	3 21 0 16	BUSHMAN, Matt	4 78 0 32
TARVER, R.	3 18 2 8	MILNE, Dax	4 27 0 8
Punting No. Yds Avg Long In20 TB			
HINTZE, TAYLOR	5 214 42.8 50 2 0	ALMOND, Rhett	3 126 42.0 51 1 0
Punt Returns No. Yards TD Long			
		JONES, Danny	2 78 39.0 43 1 0
Kick Returns No. Yards TD Long			
BRIGHT, GEROLD	3 57 0 22	HIFO, Aleve	4 78 0 25
Tackles UA-A Total Sacks TFL			
INGRAM, J.	6-0 6 0.0 0.0	TAKITAKI, Sione	6-3 9 0.0 0.0
WOODWARD, D.	4-2 6 0.0 1.0	ANDERSON, Zayne	6-2 8 0.0 0.0
BOND, SHAQ	4-0 4 0.0 0.0	LEE, Austin	5-0 5 0.0 0.0
WADE, AARON	3-1 4 0.0 0.0	SHELTON, Michael	4-1 5 0.0 1.0

Qtr	Time	Scoring Play	V-H
1st	07:35	USU - GALEAL, TIPA 56 yd interception return (EBERLE, D. kick)	7-0
	01:50	USU - BRIGHT, GEROLD 2 yd pass from LOVE, JORDAN (EBERLE, D. kick), 11-71 3:43	14-0
2nd	12:23	USU - TARVER, R. 6 yd pass from LOVE, JORDAN (EBERLE, D. kick), 6-35 2:31	21-0
	04:28	BYU - KATOA, Lopini 5 yd pass from MANGUM, Tanner (SOUTHAM, Skyler kick), 8-88 4:46	21-7
3rd	10:35	USU - GREENE, JALEN 6 yd pass from LOVE, JORDAN (EBERLE, D. kick), 10-81 4:20	28-7
	04:55	USU - TARVER, R. 4 yd pass from LOVE, JORDAN (EBERLE, D. kick), 10-82 3:32	35-7
	03:07	BYU - COLLIE, Dylan 9 yd pass from MANGUM, Tanner (SOUTHAM, Skyler kick failed), 5-75 1:4	35-13
4th	12:03	USU - LOVE, JORDAN 2 yd run (EBERLE, D. kick), 9-51 2:57	42-13
	06:51	USU - EBERLE, D. 47 yd field goal, 6-25 3:12	45-13
	01:14	BYU - ROMNEY, Gunner 18 yd pass from WILSON, Zach (MIKKELSEN, Andrew kick), 6-77 2:32	45-20

Quickie Statistics (Final)
Hawaii vs BYU (Oct 13, 2018 at Provo, Utah)

Hawaii		BYU	
Rushing	No. Gain Loss Net TD Lg Avg	Rushing	No. Gain Loss Net TD Lg Avg
FURUTA, Dayton	10 32 4 28 1 8 2.8	HADLEY, Matt	9 91 0 91 1 39 10.1
MCDONALD, Cole	13 45 23 22 0 7 1.7	KATOA, Lopini	16 85 2 83 1 16 5.2
HOLLY III, F.	2 8 0 8 0 4 4.0	BURT, Riley	9 59 0 59 1 16 6.6
DALE, Elijah	3 5 0 5 0 5 1.7	WILSON, Zach	6 30 1 14 1 23 2.7
Passing C-A-I Yds TD Long Sack			
MCDONALD, Cole	22-38-1 248 2 42 4	WILSON, Zach	16-24-1 194 3 26 3
Receiving No. Yards TD Long			
URSUA, John	9 89 1 26	HIFO, Aleve	3 45 1 24
BYRD, Cedric	6 80 0 42	SHUMWAY, Talon	3 32 0 16
ARMSTRONG-BRO	4 43 0 21	ROMNEY, Gunner	2 39 1 26
WARD, Jojo	2 16 0 9	BUSHMAN, Matt	2 20 0 15
Punting No. Yds Avg Long In20 TB			
GAUDION, Stan	4 177 44.2 45 1 0	ALMOND, Rhett	2 84 42.0 42 0 0
Punt Returns No. Yards TD Long			
AUGAFA, Justice	1 1 0 0 0	JONES, Danny	1 30 30.0 30 0 0
Kick Returns No. Yards TD Long			
AUGAFA, Justice	5 89 0 23		
Tackles UA-A Total Sacks TFL			
TAVAI, Jahlani	8-3 11 1.0 1.0	KAUFUSI, Corbin	7-1 8 2.0 2.0
PAVHH, Penei	6-0 6 0.0 0.0	KAUFUSI, Isaiah	5-2 7 1.0 1.0
FORD, Eugene	5-0 5 0.0 0.0	TAKITAKI, Sione	3-3 6 0.0 0.0

Qtr	Time	Scoring Play	V-H
1st	07:48	BYU - KATOA, Lopini 12 yd run (SOUTHAM, Skyler kick), 12-87 4:32	0-7
	01:02	BYU - WILSON, Zach 23 yd run (SOUTHAM, Skyler kick), 7-56 3:03	0-14
2nd	07:24	BYU - HADLEY, Matt 21 yd run (SOUTHAM, Skyler kick), 6-54 3:04	0-21
	04:24	UH - MESKELL, Ryan 33 yd field goal, 9-64 2:53	3-21
	01:35	BYU - HOLKER, Dallon 13 yd pass from WILSON, Zach (SOUTHAM, Skyler kick), 1-13 0:06	3-28
3rd	10:25	UH - FURUTA, Dayton 1 yd run (MESKELL, Ryan kick), 9-52 3:23	10-28
	06:39	BYU - BURT, Riley 3 yd run (SOUTHAM, Skyler kick), 5-35 1:44	10-35
	02:57	UH - FURUTA, Dayton 20 yd pass from MCDONALD, Cole (MESKELL, Ryan kick), 9-69 3:36	17-35
	10:50	BYU - HIFO, Aleve 24 yd pass from WILSON, Zach (SOUTHAM, Skyler kick), 12-75 7:07	17-42
4th	07:08	UH - URSUA, John 17 yd pass from MCDONALD, Cole (URSUA, John rush failed), 11-75 3:42	23-42
	03:45	BYU - ROMNEY, Gunner 26 yd pass from WILSON, Zach (SOUTHAM, Skyler kick), 7-75 3:17	23-49

Quickie Statistics (Final)
Northern Illinois vs BYU (Oct 27, 2018 at Provo, Utah)

Northern Illinois		BYU	
Rushing	No. Gain Loss Net TD Lg Avg	Rushing	No. Gain Loss Net TD Lg Avg
HARBISON, Tre	11 54 0 54 0 9 4.9	HADLEY, Matt	9 38 0 38 0 13 4.2
CHILDERS, Marcu	13 36 17 19 1 11 1.5	CANADA, Squally	10 32 0 32 0 8 3.2
JONES, Marcus	2 11 0 11 0 7 5.5	HIFO, Aleve	2 10 0 10 0 7 5.0
NETTLES, Jordan	4 11 2 9 0 7 2.2	WILSON, Zach	11 31 24 7 0 11 0.6
Passing C-A-I Yds TD Long Sack			
CHILDERS, Marcu	10-21-0 115 0 29 2	WILSON, Zach	18-30-1 208 0 42 5
Receiving No. Yards TD Long			
WESLEY, JJanan	4 70 0 29	BUSHMAN, Matt	3 63 0 28
TEARS, Spencer	3 34 0 26	SHUMWAY, Talon	3 52 0 42
BROWN, D.J.	1 7 0 7	HOLKER, Dallon	2 23 0 12
JONES, Marcus	1 2 0 2	SIMON, Micah	2 21 0 14
Punting No. Yds Avg Long In20 TB			
FERENCE, Matt	9 421 46.8 56 3 1	ALMOND, Rhett	7 294 42.0 57 4 0
Punt Returns No. Yards TD Long			
TUCKER, Cole	1 3 0 3	SHELTON, Michael	4 9 0 6
Kick Returns No. Yards TD Long			
EMBRY, Jalen	1 14 0 14	ALLGEIER, Tyler	1 36 0 36
Tackles UA-A Total Sacks TFL			
JONES-DAVIS, A	6-1 7 1.0 2.0	TAKITAKI, Sione	8-3 11 1.0 1.0
PUGH, Kyle	3-4 7 0.0 0.0	KAUFUSI, Isaiah	6-1 7 0.0 2.0
HEFLIN, Jack	5-0 5 0.0 1.0	GHANWOLOKUI, Da	4-0 4 0.0 2.0
EMBRY, Jalen	5-0 5 0.0 1.0	KAUFUSI, Corbin	3-1 4 0.5 0.5

Qtr	Time	Scoring Play	V-H
1st	03:08	BYU - SOUTHAM, Skyler 35 yd field goal, 13-72 6:28	0-3
3rd	11:19	NIU - CHILDERS, Marcu 1 yd run (GANTZ, Andrew kick), 10-65 3:41	7-3
	03:31	BYU - SOUTHAM, Skyler 22 yd field goal, 9-57 4:10	7-6

Quickie Statistics (Final)
BYU vs Boise State (Nov 03, 2018 at Boise, Idaho)

	BYU	BSU
Score	16	21
FIRST DOWNS	21	20
RUSHES-YARDS (NET)	38-96	37-113
PASSING YDS (NET)	292	214
Passes Att-Comp-Int	29-19-0	35-23-1
TOTAL OFFENSE PLAYS-YARDS	67-388	72-327
Fumble Returns-Yards	0-0	0-0
Punt Returns-Yards	1-11	0-0
Kickoff Returns-Yards	2-21	3-51
Interception Returns-Yards	1-31	0-0
Punts (Number-Avg)	2-38.5	3-39.3
Fumbles-Lost	3-3	1-1
Penalties-Yards	8-58	7-81
Possession Time	27:31	32:29
Third-Down Conversions	3 of 12	8 of 14
Fourth-Down Conversions	2 of 2	1 of 2
Red-Zone Scores-Chances	3-5	3-4

	No.	Gain	Loss	Net	TD	Lg	Avg
Rushing							
HADLEY, Matt	11	39	0	39	0	16	3.5
WILSON, Zach	18	90	54	36	1	23	2.0
COLLIE, Dylan	1	18	0	18	0	18	18.0
CANADA, Squally	5	15	0	15	0	7	3.0

	C-A-I	Yds	TD	Long	Sack
Passing					
WILSON, Zach	18-27-0	252	0	59	7
Team	0-1-0	0	0	0	0

	No.	Yards	TD	Long
Receiving				
COLLIE, Dylan	4	38	0	14
SHUMWAY, Talon	3	62	0	42
PAU'U, Neil	3	19	0	9
ROMNEY, Gunner	2	22	0	18

	No.	Yds	Avg	Long	In20	TD
Punting						
ALMOND, Rhett	2	77	38.5	47	0	0

	No.	Yards	TD	Long
Punt Returns				
SHELTON, Michael	1	11	0	11

	No.	Yards	TD	Long
Kick Returns				
BURT, Riley	1	13	0	13
FINAU, Sione	1	8	0	12

	UA-A	Total	Sacks	TFL
Tackles				
TAKITAKI, Sione	4-7	11	0.0	0.0
POWELL, Riggs	4-3	7	0.0	1.0
SHELTON, Michael	5-1	6	0.0	0.0
TONGA, Khyiris	4-2	6	0.0	0.0

Qtr	Time	Scoring Play	V-H
1st	09:27	BSU - MATTISON, Alex 1 yd run (HOGGARTH, Haden kick), 7-41 4:04	0 - 7
	00:54	BSU - RICHARDSON, AJ 7 yd pass from RYPIEN, Brett (HOGGARTH, Haden kick), 11-69 4:59	0 - 14
2nd	09:08	BYU - SOUTHAM, Skyler 26 yd field goal, 12-67 5:01	3 - 14
	04:58	BYU - SOUTHAM, Skyler 43 yd field goal, 7-7 3:56	6 - 14
3rd	09:46	BYU - WILSON, Zach 4 yd run (SOUTHAM, Skyler kick), 5-68 2:00	13 - 14
	01:44	BSU - MATTISON, Alex 3 yd run (HOGGARTH, Haden kick), 16-79 8:02	13 - 21
4th	06:32	BYU - SOUTHAM, Skyler 41 yd field goal, 12-42 4:35	16 - 21

Quickie Statistics (Final)
New Mexico State vs BYU (Nov 17, 2018 at Provo, Utah)

	NMSU	BYU
Score	10	45
FIRST DOWNS	20	25
RUSHES-YARDS (NET)	26-48	51-317
PASSING YDS (NET)	264	193
Passes Att-Comp-Int	61-25-2	30-13-1
TOTAL OFFENSE PLAYS-YARDS	87-312	81-510
Fumble Returns-Yards	0-0	0-0
Punt Returns-Yards	2-8	2-7
Kickoff Returns-Yards	4-44	3-54
Interception Returns-Yards	1-0	2-4
Punts (Number-Avg)	10-37.7	7-39.4
Fumbles-Lost	2-1	1-1
Penalties-Yards	5-39	2-20
Possession Time	26:59	33:01
Third-Down Conversions	8 of 23	8 of 17
Fourth-Down Conversions	0 of 0	0 of 1
Red-Zone Scores-Chances	2-3	6-7

	No.	Gain	Loss	Net	TD	Lg	Avg
Rushing							
Gibson, C.	7	32	2	30	0	13	4.3
Huntley, Jason	3	15	2	13	0	5	2.6
Adkins, Josh	14	29	24	5	0	8	0.4

	C-A-I	Yds	TD	Long	Sack
Passing					
Adkins, Josh	25-61-2	264	1	25	5

	No.	Yards	TD	Long
Receiving				
Clark, OJ	6	65	0	19
Caldwell, Royce	4	41	0	24
Boone, J.	4	40	0	17
Gibson, C.	3	36	0	25

	No.	Yds	Avg	Long	In20	TD
Punting						
Theisler, P.	9	319	35.4	50	2	0
Brown, Dylan	1	58	58.0	58	1	0

	No.	Yards	TD	Long
Punt Returns				
Mitchell, N.	2	8	0	2

	No.	Yards	TD	Long
Kick Returns				
Huntley, Jason	3	29	0	12
Caldwell, Royce	1	15	0	15

	UA-A	Total	Sacks	TFL
Tackles				
LaForce, Ron	8-2	10	0.0	0.0
Hanks, Terrill	8-2	10	1.0	1.0
Ferguson, J.	3-4	7	0.0	0.5
Lopez, Roy	5-0	5	0.0	0.0

Qtr	Time	Scoring Play	V-H
1st	09:18	NMSU - Dan, Drew 17 yd pass from Adkins, Josh (Brown, Dylan kick), 13-85 4:27	7 - 0
	02:20	BYU - HADLEY, Matt 1 yd run (SOUTHAM, Skyler kick), 4-15 0:55	7 - 7
2nd	08:29	BYU - HADLEY, Matt 40 yd run (SOUTHAM, Skyler kick), 7-77 3:19	7 - 14
	04:47	BYU - KATO, Lopini 15 yd run (SOUTHAM, Skyler kick), 5-58 1:43	7 - 21
	01:36	BYU - KATO, Lopini 13 yd run (SOUTHAM, Skyler kick), 7-60 2:07	7 - 28
	00:00	BYU - SOUTHAM, Skyler 23 yd field goal, 7-37 1:04	7 - 31
3rd	05:37	BYU - KATO, Lopini 14 yd run (SOUTHAM, Skyler kick), 9-78 4:13	7 - 38
	02:22	NMSU - Brown, Dylan 33 yd field goal, 6-15 1:08	10 - 38
4th	13:09	BYU - KATO, Lopini 2 yd run (SOUTHAM, Skyler kick), 3-73 1:05	10 - 45

Quickie Statistics (Final)
BYU vs Massachusetts (11/10/18 at Foxborough, MA)

	BYU	UMASS
Score	35	16
FIRST DOWNS	19	15
RUSHES-YARDS (NET)	40-221	36-102
PASSING YDS (NET)	167	183
Passes Att-Comp-Int	23-14-0	33-23-0
TOTAL OFFENSE PLAYS-YARDS	63-388	69-285
Fumble Returns-Yards	0-0	0-0
Punt Returns-Yards	2-2	0-0
Kickoff Returns-Yards	1-16	3-20
Interception Returns-Yards	0-0	0-0
Punts (Number-Avg)	6-34.8	8-37.6
Fumbles-Lost	1-1	2-0
Penalties-Yards	2-20	1-10
Possession Time	27:28	32:32
Third-Down Conversions	6 of 12	5 of 15
Fourth-Down Conversions	0 of 0	0 of 1
Red-Zone Scores-Chances	5-6	3-4

BYU

	No.	Gain	Loss	Net	TD	Lg	Avg
Rushing							
HADLEY, Matt	11	73	4	69	1	26	6.3
WILSON, Zach	8	56	3	53	0	36	6.6
CANADA, Squally	5	32	1	31	0	25	6.2
BURT, Riley	3	31	0	31	0	20	10.3

	C-A-I	Yds	TD	Long	Sack
Passing					
WILSON, Zach	14-22-0	167	2	40	0
HADLEY, Matt	0-1-0	0	0	0	0

	No.	Yards	TD	Long
Receiving				
SHUMWAY, Talon	3	29	2	15
PAU'U, Neil	2	62	0	40
HADLEY, Matt	2	17	0	9
SIMON, Micah	2	11	0	7

	No.	Yds	Avg	Long	In20	TD
Punting						
ALMOND, Rhett	6	209	34.8	39	2	0

	No.	Yards	TD	Long
Punt Returns				
SHELTON, Michael	1	2	0	2
SANDLIN, Rhett	1	0	0	0

	No.	Yards	TD	Long
Kick Returns				
HADLEY, Matt	1	16	0	16

	UA-A	Total	Sacks	TFL
Tackles				
TAKITAKI, Sione	7-7	14	0.0	2.0
KAUFUSI, Isaiah	4-10	14	0.0	0.0
EL-BAKRI, Bracken	3-2	5	1.0	1.5
POWELL, Riggs	2-3	5	0.0	0.5

Massachusetts

	No.	Gain	Loss	Net	TD	Lg	Avg
Rushing							
YOUNG, Marquis	19	54	3	51	1	12	2.7
COMIS, Ross	13	46	17	29	1	12	2.2
FREDERICKS, J.	4	25	3	22	0	15	5.5

	C-A-I	Yds	TD	Long	Sack
Passing					
COMIS, Ross	23-33-0	183	0	23	4

	No.	Yards	TD	Long
Receiving				
ISABELLA, Andy	10	85	0	23
SIMON, Zak	3	20	0	19
YOUNG, Marquis	3	16	0	6
DINGLE, Brennan	2	20	0	11

	No.	Yds	Avg	Long	In20	TD
Punting						
GEORGIOPOULOS, G	6	231	38.5	54	0	0
REYNOLDS, T.	2	70	35.0	39	1	0

	No.	Yards	TD	Long
Punt Returns				
SANDLIN, Rhett	1	0	0	0

	No.	Yards	TD	Long
Kick Returns				
YOUNG, Marquis	2	10	0	10
PALMER, Sadiq	1	10	0	10

	UA-A	Total	Sacks	TFL
Tackles				
BARR, Bryton	4-10	14	0.0	1.5
MCALLISTER, B.	5-4	9	0.0	0.5
ADDO, Jarell	3-4	7	0.0	1.0
MOSES, Lee	2-3	5	0.0	0.0

Qtr	Time	Scoring Play	V-H
1st	07:57	UMASS - GARCIA, Cooper 20 yd field goal, 14-72 7:03	0 - 3
	04:12	UMASS - YOUNG, Marquis 2 yd run (GARCIA, Cooper kick), 8-31 3:40	0 - 10
	02:33	BYU - SHUMWAY, Talon 4 yd pass from WILSON, Zach (SOUTHAM, Skyler kick), 4-69 1:39	7 - 10
2nd	01:50	BYU - SHUMWAY, Talon 15 yd pass from WILSON, Zach (SOUTHAM, Skyler kick), 10-68 3:17	14 - 10
3rd	08:08	BYU - HADLEY, Matt 2 yd run (SOUTHAM, Skyler kick), 5-75 2:21	21 - 10
	02:03	BYU - HIPO, Aleva 3 yd run (SOUTHAM, Skyler kick), 7-62 3:02	28 - 10
4th	12:47	BYU - HIPO, Aleva 10 yd run (SOUTHAM, Skyler kick), 6-43 2:13	35 - 10
	05:16	UMASS - COMIS, Ross 5 yd run (YOUNG, Marquis rush failed), 10-86 3:46	35 - 16

BYU Combined Team Statistics (as of Nov 19, 2018)

All games

Date	Opponent	Score	Att.	Record:	Overall	Home	Away	Neutral
09/01/18	at Arizona	W 28-23	51002	All games	6-5	3-3	3-2	0-0
Sep 08, 201	CAL	L 18-21	52602	Conference	0-0	0-0	0-0	0-0
Sep 15, 201	at #6 Wisconsin	W 24-21	80720	Non-Conference	6-5	3-3	3-2	0-0
Sep 22, 201	MCNEESE	W 30-3	53223					
09/29/18	at Washington	L 7-35	70155				BYU	OPP
Oct 05, 201	UTAH STATE	L 20-45	58087	FIRST DOWNS			210	203
Oct 13, 201	HAWAII	W 49-23	52354	Rushing			92	81
Oct 27, 201	NORTHERN ILLINOIS	L 6-7	51084	Passing			101	106
Nov 03, 201	at Boise State	L 16-21	35241	Penalty			17	16
# 11/10/18	at Massachusetts	W 35-16	14082	RUSHING YARDAGE			1706	1398
Nov 17, 201	NEW MEXICO STATE	W 45-10	47505	Rushing Attempts			403	385

Rushing	gp-gs	att	gain	loss	net	avg	td	lg	avg/g
KATOA, Lopini	11-2	76	433	10	423	5.6	8	50	38.5
CANADA, Squally	9-6	91	432	20	412	4.5	5	46	45.8
HADLEY, Matt	10-5	51	325	6	319	6.3	4	40	31.9
BURT, Riley	8-0	38	204	3	201	5.3	1	20	25.1
WILSON, Zach	7-5	51	237	112	125	2.5	2	36	17.9
HIFO, Aleva	11-8	27	131	9	122	4.5	2	19	11.1
ALLGEIER, Tyler	3-0	6	63	3	60	10.0	0	44	20.0
COLLIE, Dylan	11-1	10	65	6	59	5.9	0	18	5.4
MILNE, Dax	9-3	9	32	9	23	2.6	0	9	2.6
ROMNEY, Gunner	9-4	3	19	1	18	6.0	0	14	2.0
PAU'U, Neil	11-2	4	13	0	13	3.2	0	8	1.2
HOGE, Beau	3-0	4	6	0	6	1.5	0	4	2.0
SIMON, Micah	10-2	4	17	12	5	1.2	0	8	0.5
HALL, Jaren	2-0	4	6	2	4	1.0	0	2	2.0
Total	11	403	1996	290	1706	4.2	22	50	155.1
Opponents	11	385	1596	198	1398	3.6	17	36	127.1

Team Statistics	BYU	OPP
FIRST DOWNS	210	203
Rushing	92	81
Passing	101	106
Penalty	17	16
RUSHING YARDAGE	1706	1398
Rushing Attempts	403	385
Average Per Rush	4.2	3.6
Average Per Game	155.1	127.1
TDs Rushing	22	17
PASSING YARDAGE	2191	2206
Comp-Att-Int	197-325-6	221-365-8
Average Per Pass	6.7	6.0
Average Per Catch	11.1	10.0
Average Per Game	199.2	200.5
TDs Passing	12	12
TOTAL OFFENSE	3897	3604
Average Per Play	5.4	4.8
Average Per Game	354.3	327.6
KICK RETURNS: #-Yards	16-293	31-530
PUNT RETURNS: #-Yards	22-137	12-47
INT RETURNS: #-Yards	8-137	6-84
FUMBLES-LOST	14-9	15-8
PENALTIES-Yards	65-556	73-594
PUNTS-AVG	54-40.7	59-42.2
TIME OF POSSESSION/G	30:36	29:24
3RD-DOWN Conversions	52/144	59/156
4TH-DOWN Conversions	8/16	10/18

Passing	gp-gs	effic	comp	att	int	pct	yds	td	lg	avg/g
MANGUM, Tanner	7-6	113.94	113	185	4	61.1	1063	5	46	151.9
WILSON, Zach	7-5	138.21	82	135	2	60.7	1057	6	59	151.0
Team	9-0	0.00	0	2	0	0.0	0	0	0	0.0
HIFO, Aleva	11-8	690.40	1	1	0	100.	31	1	31	2.8
HADLEY, Matt	10-5	0.00	0	1	0	0.0	0	0	0	0.0
PAU'U, Neil	11-2	436.00	1	1	0	100.	40	0	37	3.6
Total	11	125.74	197	325	6	60.6	2191	12	59	199.2
Opponents	11	117.78	221	365	8	60.5	2206	12	52	200.5

Interceptions	no.	yds	avg	td	lg
KAUFUSI, Isaiah	2	18	9.0	0	15
ANDERSON, Zayne	1	12	12.0	0	12
SHELTON, Michael	1	31	31.0	0	31
JACOBSON, Tanne	1	19	19.0	0	19
LEE, Austin	1	36	36.0	0	36
MOORE, Malik	1	1	1.0	0	1
SANDLIN, Rhett	1	20	20.0	0	20

Receiving	gp-gs	no.	yds	avg	td	lg	avg/g
HIFO, Aleva	11-8	26	273	10.5	1	30	24.8
KATOA, Lopini	11-2	20	114	5.7	1	27	10.4
BUSHMAN, Matt	11-6	19	367	19.3	1	39	33.4
SHUMWAY, Talon	11-8	19	313	16.5	3	46	28.5
HOLKER, Dallin	11-1	17	191	11.2	1	25	17.4
COLLIE, Dylan	11-1	15	134	8.9	1	22	12.2
LAULU-PUTUTAU, ROMNEY, Gunner	5-4	14	120	8.6	1	31	24.0
PAU'U, Neil	9-4	13	162	12.5	2	26	18.0
PAU'U, Neil	11-2	12	131	10.9	0	40	11.9
SIMON, Micah	10-2	11	94	8.5	0	20	9.4
MILNE, Dax	9-3	9	64	7.1	0	9	7.1
HADLEY, Matt	10-5	6	91	15.2	0	59	9.1
EL-BAKRI, Brayden	9-1	6	44	7.3	1	16	4.9
DAVIS, Akile	11-1	4	47	11.8	0	16	4.3
CANADA, Squally	9-6	4	40	10.0	0	15	4.4
Total	11	197	2191	11.1	12	59	199.2
Opponents	11	221	2206	10.0	12	52	200.5

Punting	no.	yds	avg	lg	tb	fc	i2050+	blk
ALMOND, Rhett	47	193	41.2	57	1	16	16	8
JONES, Danny	7	263	37.6	43	0	2	2	0

Punt Returns	no.	yds	avg	td	lg
SHELTON, Michael	18	120	6.7	0	37
COLLIE, Dylan	1	7	7.0	0	7
SANDLIN, Rhett	1	0	0.0	0	0
HIFO, Aleva	1	10	10.0	0	10
VICKERS, Jaylon	1	0	0.0	0	0
Total	22	137	6.2	0	37
Opponents	12	47	3.9	0	16

Kick Returns	no.	yds	avg	td	lg
HIFO, Aleva	7	135	19.3	0	25
HADLEY, Matt	4	70	17.5	0	19
ALLGEIER, Tyler	2	57	28.5	0	36
FINAU, Sione	1	8	8.0	0	12
BURT, Riley	1	13	13.0	0	13
JACOBSON, Tanne	1	10	10.0	0	10
Total	16	293	18.3	0	36
Opponents	31	530	17.1	0	26

Field Goals	fg	pct.	01-19	20-29	30-39	40-49	50-99	lg	blk
SOUTHAM, Skyler	11-16	68.8	0-0	4-4	3-3	4-7	0-2	47	0

Scoring	PAT			PAT			dxp	saf	pts
	td	fg	kick	rush	rcv	pass			
SOUTHAM, Skyler	-	11-16	32-33	-	-	-	-	-	65
KATOA, Lopini	9	-	-	-	-	-	-	-	54
CANADA, Squally	5	-	-	-	-	-	-	-	30
HADLEY, Matt	4	-	-	-	-	-	-	-	24
SHUMWAY, Talon	3	-	-	-	-	-	-	-	18
HIFO, Aleva	3	-	-	-	-	-	-	-	18
ROMNEY, Gunner	2	-	-	-	-	-	-	-	12
WILSON, Zach	2	-	-	-	-	-	-	-	12
LAULU-PUTUTAU,	1	-	-	-	-	-	-	-	6
BURT, Riley	1	-	-	-	-	-	-	-	6
GHANWOLOKU, D	1	-	-	-	-	-	-	-	6
COLLIE, Dylan	1	-	-	-	-	-	-	-	6
EL-BAKRI, Brayden	1	-	-	-	-	-	-	-	6
HOLKER, Dallin	1	-	-	-	-	-	-	-	6
BUSHMAN, Matt	1	-	-	-	-	-	-	-	6
Total	35	11-16	33-34	-	1	1-1	-	-	278
Opponents	30	6-17	27-27	0-2	-	0-1	-	-	225

All Purpose	g	rush	rcv	pr	kr	ir	total	avg/g
HIFO, Aleva	11	122	273	10	135	0	540	49.1
KATOA, Lopini	11	423	114	0	0	0	537	48.8
HADLEY, Matt	10	319	91	0	70	0	480	48.0
CANADA, Sq	9	412	40	0	0	0	452	50.2
BUSHMAN, M	11	0	367	0	0	0	367	33.4
Opponents	11	1706	2191	137	293	137	4464	405.8

Total Offense	g	plays	rush	pass	total	avg/g
WILSON, Zach	7	186	125	1057	1182	168.9
MANGUM, Tanner	7	198	-44	1063	1019	145.6
KATOA, Lopini	11	76	423	0	423	38.5
CANADA, Squally	9	91	412	0	412	45.8
HADLEY, Matt	10	52	319	0	319	31.9
Total	11	728	1706	2191	3897	354.3
Opponents	11	750	1398	2206	3604	327.6

Score by Quarters	1st	2nd	3rd	4th	OT	Total
BYU	38	99	85	56	0	278
Opponents	69	41	66	49	0	225

#	Defensive Leaders	gp-gs	ua	Tackles		tfl/yds	Sacks	Pass defense		Fumbles		blkd	
				tot	a		no-yds	int-yds	brup	qbh	rcv-yds	ff	kick
16	TAKITAKI, Sione	11-11	58	30	88	8.0-24	2.0-13	.	3	4	.	1	.
90	KAUFUSI, Corbin	10-10	32	17	49	9.5-55	8.5-51	.	2	1	.	1	.

BYU Game Results (as of Nov 19, 2018)
All games

Date	Opponent	Score	Overall	Conference	Time	Attend
09/01/18	at Arizona	W 28-23	1-0	0-0	3:24	51002
Sep 08, 2018	CAL	L 18-21	1-1	0-0	3:29	52602
Sep 15, 2018	at #6 Wisconsin	W 24-21	2-1	0-0	3:07	80720
Sep 22, 2018	MCNEESE	W 30-3	3-1	0-0	3:03	53223
09/29/18	at Washington	L 7-35	3-2	0-0	2:52	70155
Oct 05, 2018	UTAH STATE	L 20-45	3-3	0-0	3:25	58087
Oct 13, 2018	HAWAII	W 49-23	4-3	0-0	3:27	52354
Oct 27, 2018	NORTHERN ILLINOIS	L 6-7	4-4	0-0	3:07	51084
Nov 03, 2018	at Boise State	L 16-21	4-5	0-0	3:27	35241
# 11/10/18	at Massachusetts	W 35-16	5-5	0-0	2:45	14082
Nov 17, 2018	NEW MEXICO STATE	W 45-10	6-5	0-0	3:34	47505

BYU Overall Team Statistics (as of Nov 19, 2018)
All games

Team Statistics	BYU	OPP
SCORING	278	225
Points Per Game	25.3	20.5
Points Off Turnovers	72	38
FIRST DOWNS	210	203
Rushing	92	81
Passing	101	106
Penalty	17	16
RUSHING YARDAGE	1706	1398
Yards gained rushing	1996	1596
Yards lost rushing	290	198
Rushing Attempts	403	385
Average Per Rush	4.2	3.6
Average Per Game	155.1	127.1
TDs Rushing	22	17
PASSING YARDAGE	2191	2206
Comp-Att-Int	197-325-6	221-365-8
Average Per Pass	6.7	6.0
Average Per Catch	11.1	10.0
Average Per Game	199.2	200.5
TDs Passing	12	12
TOTAL OFFENSE	3897	3604
Total Plays	728	750
Average Per Play	5.4	4.8
Average Per Game	354.3	327.6
KICK RETURNS: #-Yards	16-293	31-530
PUNT RETURNS: #-Yards	22-137	12-47
INT RETURNS: #-Yards	8-137	6-84
KICK RETURN AVERAGE	18.3	17.1
PUNT RETURN AVERAGE	6.2	3.9
INT RETURN AVERAGE	17.1	14.0
FUMBLES-LOST	14-9	15-8
PENALTIES-Yards	65-556	73-594
Average Per Game	50.5	54.0
PUNTS-Yards	54-2198	59-2487
Average Per Punt	40.7	42.2
Net punt average	39.5	38.8
KICKOFFS-Yards	54-3243	47-2929
Average Per Kick	60.1	62.3
Net kick average	43.3	42.3
TIME OF POSSESSION/Game	30:36	29:24
3RD-DOWN Conversions	52/144	59/156
3rd-Down Pct	36%	38%
4TH-DOWN Conversions	8/16	10/18
4th-Down Pct	50%	56%
SACKS BY-Yards	23-136	23-161
MISC YARDS	40	0
TOUCHDOWNS SCORED	35	30
FIELD GOALS-ATTEMPTS	11-16	6-17
ON-SIDE KICKS	0-1	0-0
RED-ZONE SCORES	(37-45) 82%	(32-39) 82%
RED-ZONE TOUCHDOWNS	(29-45) 64%	(27-39) 69%
PAT-ATTEMPTS	(33-34) 97%	(27-27) 100%
ATTENDANCE	314855	251200
Games/Avg Per Game	6/52476	5/50240
Neutral Site Games		0/0

Score by Quarters	1st	2nd	3rd	4th	OT	Total
BYU	38	99	85	56	0	278
Opponents	69	41	66	49	0	225

BYU Overall Individual Statistics (as of Nov 19, 2018)
All games

Rushing	gp-gs	att	gain	loss	net	avg	td	lg	avg/g
KATOA, Lopini	11-2	76	433	10	423	5.6	8	50	38.5
CANADA, Squally	9-6	91	432	20	412	4.5	5	46	45.8
HADLEY, Matt	10-5	51	325	6	319	6.3	4	40	31.9
BURT, Riley	8-0	38	204	3	201	5.3	1	20	25.1
WILSON, Zach	7-5	51	237	112	125	2.5	2	36	17.9
HIFO, Aleva	11-8	27	131	9	122	4.5	2	19	11.1
ALLGEIER, Tyler	3-0	6	63	3	60	10.0	0	44	20.0
COLLIE, Dylan	11-1	10	65	6	59	5.9	0	18	5.4
MILNE, Dax	9-3	9	32	9	23	2.6	0	9	2.6
ROMNEY, Gunner	9-4	3	19	1	18	6.0	0	14	2.0
PAU'U, Neil	11-2	4	13	0	13	3.2	0	8	1.2
HOGE, Beau	3-0	4	6	0	6	1.5	0	4	2.0
SIMON, Micah	10-2	4	17	12	5	1.2	0	8	0.5
HALL, Jaren	2-0	4	6	2	4	1.0	0	2	2.0
CHRISTENSEN, Br	11-11	1	0	1	-1	-1.0	0	0	-0.1
Team	9-0	11	0	39	-39	-3.5	0	0	-4.3
MANGUM, Tanner	7-6	13	13	57	-44	-3.4	0	3	-6.3
Total	11	403	1996	290	1706	4.2	22	501	155.1
Opponents	11	385	1596	198	1398	3.6	17	361	127.1

Passing	gp-gs	effic	comp	att	in	pct	yds	td	lg	avg/g
MANGUM, Tanner	7-6	113.94	113	185	4	61.1	1063	5	46	151.9
WILSON, Zach	7-5	138.21	82	135	2	60.7	1057	6	59	151.0
Team	9-0	0.00	0	2	0	0.0	0	0	0	0.0
HIFO, Aleva	11-8	690.40	1	1	0	100.	31	1	31	2.8
HADLEY, Matt	10-5	0.00	0	1	0	0.0	0	0	0	0.0
PAU'U, Neil	11-2	2436.00	1	1	0	100.	40	0	37	3.6
Total	11	1125.74	197	325	6	60.6	2191	12	59	199.2
Opponents	11	1117.78	221	365	8	60.5	2206	12	52	200.5

Receiving	gp-gs	no.	yds	avg	td	lg	avg/g
HIFO, Aleva	11-8	26	273	10.5	1	30	24.8
KATOA, Lopini	11-2	20	114	5.7	1	27	10.4
BUSHMAN, Matt	11-6	19	367	19.3	1	39	33.4
SHUMWAY, Talon	11-8	19	313	16.5	3	46	28.5
HOLKER, Dallin	11-1	17	191	11.2	1	25	17.4
COLLIE, Dylan	11-1	15	134	8.9	1	22	12.2
LAULU-PUTUTAU,	5-4	14	120	8.6	1	31	24.0
ROMNEY, Gunner	9-4	13	162	12.5	2	26	18.0
PAU'U, Neil	11-2	12	131	10.9	0	40	11.9
SIMON, Micah	10-2	11	94	8.5	0	20	9.4
MILNE, Dax	9-3	9	64	7.1	0	9	7.1
HADLEY, Matt	10-5	6	91	15.2	0	59	9.1
EL-BAKRI, Brayde	9-1	6	44	7.3	1	16	4.9
DAVIS, Akile	11-1	4	47	11.8	0	16	4.3
CANADA, Squally	9-6	4	40	10.0	0	15	4.4
BURT, Riley	8-0	1	4	4.0	0	4	0.5
MANGUM, Tanner	7-6	1	2	2.0	0	2	0.3
Total	11	197	2191	11.1	12	59	199.2
Opponents	11	221	2206	10.0	12	52	200.5

Punt Returns	no.	yds	avg	td	lg
SHELTON, Michael	18	120	6.7	0	37
COLLIE, Dylan	1	7	7.0	0	7
SANDLIN, Rhett	1	0	0.0	0	0
VICKERS, Jaylon	1	0	0.0	0	0
HIFO, Aleva	1	10	10.0	0	10
Total	22	137	6.2	0	37
Opponents	12	47	3.9	0	16

Interceptions	no.	yds	avg	td	lg
KAUFUSI, Isaiah	2	18	9.0	0	15
JACOBSON, Tann	1	19	19.0	0	19
LEE, Austin	1	36	36.0	0	36
MOORE, Malik	1	1	1.0	0	1
SANDLIN, Rhett	1	20	20.0	0	20
ANDERSON, Zayn	1	12	12.0	0	12
SHELTON, Michael	1	31	31.0	0	31
Total	8	137	17.1	0	36
Opponents	6	84	14.0	1	56

Kick Returns	no.	yds	avg	td	lg
HIFO, Aleva	7	135	19.3	0	25
HADLEY, Matt	4	70	17.5	0	19
ALLGEIER, Tyler	2	57	28.5	0	36
BURT, Riley	1	13	13.0	0	13
JACOBSON, Tann	1	10	10.0	0	10
FINAU, Sione	1	8	8.0	0	12
Total	16	293	18.3	0	36
Opponents	31	530	17.1	0	26

Fumble Returns	no.	yds	avg	td	lg
TOFA, Alden	1	0	0.0	0	0
GHANWOLOKU, D	1	36	36.0	1	36
Total	2	36	18.0	1	36
Opponents	0	0	0.0	0	0

BYU Overall Individual Statistics (as of Nov 19, 2018)
All games

Scoring	td	fg	PAT				dx	saf	pts
			kick	rush	rcv	pass			
SOUTHAM, Skyler	-	11-16	32-33	-	-	-	-	-	65
KATOA, Lopini	9	-	-	-	-	-	-	-	54
CANADA, Squally	5	-	-	-	-	-	-	-	30
HADLEY, Matt	4	-	-	-	-	-	-	-	24
HIFO, Aleva	3	-	-	-	-	-	-	-	18
SHUMWAY, Talon	3	-	-	-	-	-	-	-	18
ROMNEY, Gunner	2	-	-	-	-	-	-	-	12
WILSON, Zach	2	-	-	-	-	-	-	-	12
COLLIE, Dylan	1	-	-	-	-	-	-	-	6
GHANWOLOKU, D	1	-	-	-	-	-	-	-	6
LAULU-PUTUTAU,	1	-	-	-	-	-	-	-	6
EL-BAKRI, Brayde	1	-	-	-	-	-	-	-	6
HOLKER, Dallin	1	-	-	-	-	-	-	-	6
BURT, Riley	1	-	-	-	-	-	-	-	6
BUSHMAN, Matt	1	-	-	-	-	-	-	-	6
SIMON, Micah	-	-	-	-	1	-	-	-	2
MIKKELSEN, Andr	-	-	1-1	-	-	-	-	-	1
MANGUM, Tanner	-	-	-	-	-	1-1	-	-	0
Total	35	11-16	33-34	-	1	1-1	-	-	278
Opponents	30	6-17	27-27	0-2	-	0-1	-	-	225

Total Offense	g	plays	rush	pass	total	avg/g
WILSON, Zach	7	186	125	1057	1182	168.9
MANGUM, Tanner	7	198	-44	1063	1019	145.6
KATOA, Lopini	11	76	423	0	423	38.5
CANADA, Squally	9	91	412	0	412	45.8
HADLEY, Matt	10	52	319	0	319	31.9
BURT, Riley	8	38	201	0	201	25.1
HIFO, Aleva	11	28	122	31	153	13.9
ALLGEIER, Tyler	3	6	60	0	60	20.0
COLLIE, Dylan	11	10	59	0	59	5.4
PAU'U, Neil	11	5	13	40	53	4.8
MILNE, Dax	9	9	23	0	23	2.6
ROMNEY, Gunner	9	3	18	0	18	2.0
HOGE, Beau	3	4	6	0	6	2.0
SIMON, Micah	10	4	5	0	5	0.5
HALL, Jaren	2	4	4	0	4	2.0
CHRISTENSEN, Br	11	1	-1	0	-1	-0.1
Team	9	13	-39	0	-39	-4.3
Total	11	728	1706	2191	3897	354.3
Opponents	11	750	1398	2206	3604	327.6

Field Goals	fg	pct.	01-19	20-29	30-39	40-49	50-99	lg	blk
SOUTHAM, Skyler	11-16	68.8	0-0	4-4	3-3	4-7	0-2	47	0

FG Sequence	BYU	Opponents
Arizona	-	43,(24)
CAL	(36)	-
Wisconsin	52,(45)	42
McNeese	(30),(22),(47)	(20),35,40
Washington	45	40,24
Utah State	43	(47)
Hawaii	-	(33)
Northern Illinois	(35),(22),51	41
Boise State	48,(26),(43),(41)	41
Massachusetts	-	(20),36
New Mexico State	(23)	47,40,(33)

Punting	no.	yds	avg	lg	tb	fc	i2050+	blk
ALMOND, Rhett	47	193	41.2	57	1	16	16	8
JONES, Danny	7	263	37.6	43	0	2	2	0
Total	54	219	40.7	57	1	18	18	8
Opponents	59	248	42.2	66	3	16	19	12

Kickoffs	no.	yds	avg	tb	ob	retn	net	ydIn
MIKKELSEN, Andr	49	298	61.0	14	3			
ALMOND, Rhett	3	187	62.3	1	0			
SOUTHAM, Skyler	2	69	34.5	0	0			
Total	54	324	60.1	15	3	17.1	143.3	21
Opponents	47	292	62.3	26	3	18.3	42.3	22

Numbers in (parentheses) indicate field goal was made.

BYU Overall Individual Statistics (as of Nov 19, 2018)
All games

All Purpose	g	rush	rcv	pr	kr	ir	total	avg/g
HIFO, Aleva	11	122	273	10	135	0	540	49.1
KATOA, Lopi	11	423	114	0	0	0	537	48.8
HADLEY, Ma	10	319	91	0	70	0	480	48.0
CANADA, Sq	9	412	40	0	0	0	452	50.2
BUSHMAN,	11	0	367	0	0	0	367	33.4
SHUMWAY,	11	0	313	0	0	0	313	28.5
BURT, Riley	8	201	4	0	13	0	218	27.2
COLLIE, Dyla	11	59	134	7	0	0	200	18.2
HOLKER, Dal	11	0	191	0	0	0	191	17.4
ROMNEY, G	9	18	162	0	0	0	180	20.0
SHELTON, M	11	0	0	120	0	31	151	13.7
PAU'U, Neil	11	13	131	0	0	0	144	13.1
WILSON, Zac	7	125	0	0	0	0	125	17.9
LAULU-PUT	5	0	120	0	0	0	120	24.0
ALLGEIER, T	3	60	0	0	57	0	117	39.0
SIMON, Mica	10	5	94	0	0	0	99	9.9
MILNE, Dax	9	23	64	0	0	0	87	9.7
DAVIS, Akile	11	0	47	0	0	0	47	4.3
EL-BAKRI, Br	9	0	44	0	0	0	44	4.9
LEE, Austin	10	0	0	0	0	36	36	3.6
JACOBSON,	9	0	0	0	10	19	29	3.2
SANDLIN, Rh	11	0	0	0	0	20	20	1.8
KAUFUSI, Is	10	0	0	0	0	18	18	1.8
ANDERSON,	4	0	0	0	0	12	12	3.0
FINAU, Sione	3	0	0	0	8	0	8	2.7
HOGGE, Beau	3	6	0	0	0	0	6	2.0
HALL, Jaren	2	4	0	0	0	0	4	2.0
MOORE, Mali	11	0	0	0	0	1	1	0.1
CHRISTENS	11	-1	0	0	0	0	-1	-0.1
Team	9	-39	0	0	0	0	-39	-4.3
MANGUM, T	7	-44	2	0	0	0	-42	-6.0
Total	11	1706	2191	137	293	137	4464	405.8
Opponents	11	1398	2206	47	530	84	4265	387.7

BYU Overall Defensive Statistics (as of Nov 19, 2018)
All games

##	Defensive Leaders	gp-gs	Tackles				tfl/yds	Sacks no-yds	Pass defense			Fumbles		blkd	
			ua	a	tot				int-yds	brup	qbh	rcv-yds	ff	kick	saf
16	TAKITAKI, Sione	11-11	58	30	88	8.0-24	2.0-13	.	3	4	.	1	.	.	
90	KAUFUSI, Corbin	10-10	32	17	49	9.5-55	8.5-51	.	2	1	.	.	1	.	
53	KAUFUSI, Isaiah	10-5	28	20	48	5.0-12	1.0-3	2-18	3	.	1	.	.	.	
22	ANDERSON, Zayne	4-4	23	13	36	1.0-2	.	1-12	1	
11	LEE, Austin	10-10	22	13	35	1.0-8	.	1-36	1	.	1	.	.	.	
18	SHELTON, Michael	11-10	22	11	33	2.0-6	.	1-31	3	.	1	1	.	.	
5	GHANWOLOKU, Dayan	8-8	27	5	32	2.0-4	.	.	1	.	3-36	1	.	.	
3C	WILCOX, Chris	9-9	24	4	28	2.0-2	.	.	2	
95	TONGA, Khyiris	11-7	18	9	27	3.0-16	1.5-12	.	2	1	
44	POWELL, Riggs	10-3	14	11	25	1.5-3	
38	PAU'U, Butch	9-3	17	5	22	0.5-0	1	.	.	
1D	WARNER, Troy	11-3	13	8	21	.	.	.	2	
93	EL-BAKRI, Bracken	10-7	12	8	20	1.5-4	1.0-3	1	.	.	
52	PILI, Trajan	11-9	15	5	20	2.0-9	2.0-9	.	1	2	
41	PULSIPHER, Adam	11-2	6	11	17	.	.	.	1	
28	POWELL, Sawyer	11-0	12	4	16	1-0	.	.	.	
25	JACOBSON, Tanner	9-2	10	5	15	.	.	1-19	
99	DAWE, Zac	11-1	10	3	13	3.0-10	1.0-8	
46	SANDLIN, Rhett	11-1	12	.	12	3.0-12	2.0-11	1-20	.	.	1-0	.	.	.	
54	TALIAULI, Merrill	11-7	3	9	12	.	.	.	1	
55	FAUATEA, Lorenzo	11-1	8	3	11	1.0-7	1.0-7	.	1	
91	TUIOTI-MARINER,	11-0	4	4	8	
2	HADLEY, Matt	10-5	6	1	7	.	.	.	1	
13	SIMON, Micah	10-2	6	1	7	
30	ELLIS, Keenan	10-0	6	.	6	.	.	.	1	
58	LEIATAUA, Uriah	7-0	2	3	5	.	.	.	1	
35	EL-BAKRI, Brayden	9-1	5	.	5	
36	MANDELL, D'Angelo	11-4	3	2	5	
10	HERRON, Isaiah	4-0	2	2	4	
39	KAPISI, Jared	11-0	3	1	4	
92	KAUFUSI, Devin	10-2	3	1	4	1.0-3	1.0-3	
57	TOFA, Alden	7-0	1	2	3	1-0	.	.	.	
1C	MOORE, Malik	11-0	2	1	3	.	.	1-1	
3D	ARMSTRONG, Isaiah	11-0	2	1	3	
24	KAFENTZIS, Austin	10-0	1	2	3	
50	SAMPSON, Nate	7-0	1	1	2	1	.	.	
97	CHAMBERS, Austin	3-0	.	2	2	
43	PRICE, Mitchell	9-0	1	.	1	
17	CRIDDLE, Matt	11-0	1	.	1	.	.	.	1	
98	HARRIS, Mitch	11-0	1	.	1	1-0	.	.	.	
7	VICKERS, Jaylon	2-0	1	.	1	
89	BUSHMAN, Matt	11-6	1	.	1	
27	FOWLER, Gavin	11-0	.	1	1	1-0	.	.	.	
47	KAUFUSI, Jackson	4-0	1	.	1	
7X	LAULU-PUTUTAU,Moro	5-4	1	.	1	
23	FINAU, Sione	3-0	1	.	1	
31	TOOLEY, Max	2-0	.	1	1	
Total		11	441	220	661	47-177	23-136	8-137	28	8	8-36	8	2	.	
Opponents		11	440	238	678	66-240	23-161	6-84	42	17	9-0	9	.	.	

BYU Team Game-by-Game (as of Nov 19, 2018)
All games

TEAM STATISTICS

Date	Opponent	Rushing				Receiving				Passing				Kick Returns				Punt Returns				tot off
		no.	yds	td	lg	no.	yds	td	lg	cmp	att	int	yds	td	lg	no.	yds	td	lg	no.	yds	
09/01/18	at Arizona	43	183	3	13	18	209	1	30	18-28-0	209	1	30	0	0	0	0	3	45	0	37	392
Sep 08	CAL	33	91	0	13	22	196	1	24	22-41-2	196	1	24	1	17	0	17	3	-4	0	0	287
Sep 15	at Wisconsin	28	191	2	46	13	120	1	31	13-23-0	120	1	31	0	0	0	0	0	0	0	0	311
Sep 22	MCNEESE	42	161	2	20	16	130	1	16	16-27-0	130	1	16	0	0	0	0	2	29	0	21	291
09/29/18	at Washington	28	34	1	6	18	160	0	39	18-21-0	160	0	39	1	16	0	16	0	0	0	0	194
Oct 05	UTAH STATE	16	39	0	26	30	322	3	46	30-49-1	322	3	46	4	78	0	25	2	15	0	8	361
Oct 13	HAWAII	47	280	4	39	16	194	3	26	16-24-1	194	3	26	3	55	0	24	3	23	0	10	474
Oct 27	NORTHERN ILLINOIS	37	93	0	13	18	208	0	42	18-30-1	208	0	42	1	36	0	36	4	9	0	6	301
Nov 03	at Boise State	38	96	1	23	19	292	0	59	19-29-0	292	0	59	2	21	0	13	1	11	0	11	388
11/10/18	at Massachusetts	40	221	3	36	14	167	2	40	14-23-0	167	2	40	1	16	0	16	2	2	0	2	388
Nov 17	NEW MEXICO STATE	51	317	6	50	13	193	0	32	13-30-1	193	0	32	3	54	0	19	2	7	0	7	510
Opponents		403	1706	22	50	197	2191	12	59	197-325-6	2191	12	59	16	293	0	36	22	137	0	37	3897
Opponents		385	1398	17	36	221	2206	12	52	221-365-8	2206	12	52	31	530	0	26	12	47	0	16	3604

Games: 11 • Avg/rush: 4.2 • Avg/catch: 11.1 • Pass effic: 125.74 • KR avg: 18.3 • PR avg: 6.2 • All purpose avg/game: 405.8 • Total offense

Date	Opponent	Tackles				Sacks	Fumble	Pass Defense				blkd	PAT Attempts			off			
		ua	a	total	tfl-yds	no-yds	ff	fr-yds	int-yds	qbh	brup	kick	kick	rush	rcv	saf	t/o	pts	
09/01/18	at Arizona	43	10	53	2.0-16	1.0-12	0	0-0	0-0	0	5	1	4-4	0	0	0	0	0	28
Sep 0	CAL	48	16	64	3.0-4	0.0-0	1	2-36	1-15	1	5	0	1-1	0	1	0	7	18	
Sep 1	at Wisconsin	41	42	83	3.0-13	2.0-12	0	0-0	1-12	1	1	0	3-3	0	0	0	7	24	
Sep 2	MCNEESE	35	10	45	4.0-19	2.0-9	2	2-0	2-39	1	1	1	3-3	0	0	0	13	30	
09/29/18	at Washington	34	26	60	3.0-17	1.0-13	1	1-0	0-0	0	0	0	1-1	0	0	0	7	7	
Oct 05	UTAH STATE	52	8	60	3.0-4	0.0-0	0	0-0	0-0	2	2	0	2-3	0	0	0	0	20	
Oct 13	HAWAII	34	16	50	4.0-23	4.0-23	1	1-0	1-36	1	5	0	7-7	0	0	0	14	49	
Oct 27	NORTHERN ILLINOI	36	8	44	6.0-21	2.0-11	0	0-0	0-0	1	1	0	0-0	0	0	0	0	6	
Nov 0	at Boise State	36	34	70	3.0-7	2.0-5	0	1-0	1-31	0	3	0	1-1	0	0	0	10	16	
11/10/18	at Massachusetts	36	46	82	10.0-30	4.0-16	2	0-0	0-0	0	2	0	5-5	0	0	0	0	35	
Nov 1	NEW MEXICO STAT	46	4	50	6.0-23	5.0-19	1	1-0	2-4	1	3	0	6-6	0	0	0	14	45	
Opponents		441	220	661	47.0-177	21.0-120	8	8-36	8-137	8	28	2	33-34	0	1	0	72	278	
Opponents		440	238	678	66.0-240	23.0-161	9	9-0	6-84	17	42	0	27-27	0	0	0	38	225	

Date	Opponent	Punting										Field Goals			Kickoffs				
		no.	yds	avg	long	blkd	tb	fc	50+	i20	md-att	long	blkd	no.	yds	avg	tb	ob	
09/01/18	at Arizona	4	160	40.0	44	0	0	2	0	1	0-0	0	0	5	324	64.8	2	0	
Sep 0	CAL	6	266	44.3	52	0	1	2	2	2	1-1	36	0	3	190	63.3	0	0	
Sep 1	at Wisconsin	4	193	48.2	50	0	0	1	2	2	1-2	45	0	5	309	61.8	1	0	
Sep 2	MCNEESE	4	172	43.0	48	0	0	0	0	1	3-3	47	0	6	369	61.5	4	0	
09/29/18	at Washington	6	233	38.8	48	0	0	2	0	0	0-1	0	0	2	129	64.5	1	0	
Oct 05	UTAH STATE	5	204	40.8	51	0	0	3	1	2	0-1	0	0	4	199	49.8	0	0	
Oct 13	HAWAII	3	114	38.0	42	0	0	0	0	0	0-0	0	0	8	490	61.2	1	1	
Oct 27	NORTHERN ILLINOI	7	294	42.0	57	0	0	4	2	4	2-3	35	0	3	182	60.7	1	1	
Nov 0	at Boise State	2	77	38.5	47	0	0	0	0	0	3-4	43	0	5	307	61.4	1	1	
11/10/18	at Massachusetts	6	209	34.8	39	0	0	1	0	2	0-0	0	0	6	329	54.8	2	0	
Nov 1	NEW MEXICO STAT	7	276	39.4	50	0	0	3	1	4	1-1	23	0	7	415	59.3	2	0	
Opponents		54	2198	40.7	57	0	1	18	8	18	11-16	47	0	54	3243	60.1	15	3	
Opponents		59	2487	42.2	66	0	3	16	12	19	6-17	47	2	47	2929	62.3	26	3	

BYU Opponent Game-by-Game (as of Nov 19, 2018)
All games

OPPONENT STATISTICS

Date	Opponent	Rushing				Receiving				Passing				Kick Returns				Punt Returns				tot off	
		no.	yds	td	lg	no.	yds	td	lg	cmp	att	int	yds	td	lg	no.	yds	td	lg	no.	yds		td
09/01/18	at Arizona	35	129	2	26	17	197	1	33	17-34-0	197	1	33	3	71	0	25	0	0	0	0	0	326
Sep 08	CAL	37	167	1	17	24	219	2	52	24-36-1	219	2	52	3	63	0	26	2	1	0	2	386	
Sep 15	at Wisconsin	43	204	3	31	18	190	0	27	18-28-1	190	0	27	4	84	0	24	1	1	0	1	394	
Sep 22	MCNEESE	28	73	0	14	18	134	0	39	18-26-2	134	0	39	2	37	0	22	2	17	0	12	207	
09/29/18	at Washington	37	187	4	28	23	277	1	30	23-25-0	277	1	30	0	0	0	0	3	16	0	16	464	
Oct 05	UTAH STATE	42	223	1	36	18	165	4	40	18-28-0	165	4	40	3	57	0	22	0	0	0	0	388	
Oct 13	HAWAII	28	63	1	8	22	248	2	42	22-38-1	248	2	42	5	89	0	25	1	1	0	0	311	
Oct 27	NORTHERN ILLINOIS	36	89	1	11	10	115	0	29	10-21-0	115	0	29	1	14	0	14	1	3	0	3	204	
Nov 03	at Boise State	37	113	2	11	23	214	1	31	23-35-1	214	1	31	3	51	0	26	0	0	0	0	327	
11/10/18	at Massachusetts	36	102	2	15	23	183	0	23	23-33-0	183	0	23	3	20	0	10	0	0	0	0	285	
Nov 17	NEW MEXICO STATE	26	48	0	13	25	264	1	25	25-61-2	264	1	25	4	44	0	15	2	8	0	2	312	
		385	1398	17	36	221	2206	12	52	221-365-8	2206	12	52	31	530	0	26	12	47	0	16	3604	
BYU		403	1706	22	50	197	2191	12	59	197-325-6	2191	12	59	16	293	0	36	22	137	0	37	3897	

Games: 11 • Avg/rush: 3.6 • Avg/catch: 10.0 • Pass effic: 117.78 • KR avg: 17.1 • PR avg: 3.9 • All purpose avg/game: 387.7 • Total offense

Date	Opponent	Tackles				Sacks no-yds	Fumble		Pass Defense			blkd kick	PAT Attempts			off				
		ua	a	total	tfl-yds		ff	fr-yds	int-yds	qbh	brup		kick	rush	rcv	saf	t/o	pts		
09/01/18	at Arizona	43	28	71	2.0-3	0.0-0	0	0-0	0-0	0	4	0	2-2	0	0	0	0	0	0	23
Sep 0	CAL	42	24	66	6.0-22	2.0-14	1	0-0	2-20	3	7	0	3-3	0	0	0	0	0	21	
Sep 1	at Wisconsin	24	24	48	6.0-16	1.0-5	0	0-0	0-0	4	5	0	3-3	0	0	0	0	0	21	
Sep 2	MCNEESE	50	8	58	8.0-10	0.0-0	1	1-0	0-0	0	5	0	0-0	0	0	0	0	0	3	
09/29/18	at Washington	31	28	59	8.0-36	2.0-21	3	1-0	0-0	0	2	0	5-5	0	0	0	7	35		
Oct 05	UTAH STATE	41	8	49	5.0-24	1.0-15	2	2-0	1-56	4	8	0	6-6	0	0	0	21	45		
Oct 13	HAWAII	50	14	64	4.0-16	3.0-14	0	0-0	1-4	3	1	0	2-2	0	0	0	0	23		
Oct 27	NORTHERN ILLINOI	50	12	62	8.0-26	5.0-23	0	0-0	1-4	1	2	0	1-1	0	0	0	7			
Nov 0	at Boise State	37	36	73	9.0-56	7.0-53	2	3-0	0-0	0	1	0	3-3	0	0	0	21			
11/10/18	at Massachusetts	23	40	63	5.0-8	0.0-0	0	1-0	0-0	0	3	0	1-1	0	0	0	7	16		
Nov 1	NEW MEXICO STAT	49	16	65	5.0-23	2.0-16	0	1-0	1-0	2	4	0	1-1	0	0	0	3	10		
		440	238	678	66.0-240	23.0-161	9	9-0	6-84	17	42	0	27-27	0	0	0	38	225		
BYU		441	220	661	47.0-177	21.0-120	8	8-36	8-137	8	28	2	33-34	0	1	0	72	278		

Date	Opponent	Punting										Field Goals			Kickoffs				
		no.	yds	avg	long	blkd	tb	fc	50+	i20	md-att	long	blkd	no.	yds	avg	tb	ob	
09/01/18	at Arizona	5	228	45.6	53	0	1	1	1	1	1-2	24	1	5	322	64.4	4	1	
Sep 0	CAL	6	255	42.5	48	0	0	2	0	3	0-0	0	0	4	260	65.0	3	0	
Sep 1	at Wisconsin	4	172	43.0	63	0	0	3	1	2	0-1	0	0	4	260	65.0	4	0	
Sep 2	MCNEESE	4	184	46.0	66	0	1	0	2	1	1-3	20	1	2	135	67.5	2	0	
09/29/18	at Washington	1	40	40.0	40	0	0	1	0	1	0-2	0	0	6	364	60.7	4	0	
Oct 05	UTAH STATE	5	214	42.8	50	0	0	1	1	2	1-1	47	0	8	525	65.6	4	0	
Oct 13	HAWAII	4	177	44.2	45	0	0	1	0	1	1-1	33	0	5	309	61.8	2	0	
Oct 27	NORTHERN ILLINOI	9	421	46.8	56	0	1	1	3	3	0-1	0	0	2	127	63.5	1	0	
Nov 0	at Boise State	3	118	39.3	49	0	0	1	0	1	0-1	0	0	4	250	62.5	2	0	
11/10/18	at Massachusetts	8	301	37.6	54	0	0	4	2	1	1-2	20	0	4	196	49.0	0	2	
Nov 1	NEW MEXICO STAT	10	377	37.7	58	0	0	1	2	3	1-3	33	0	3	181	60.3	0	0	
		59	2487	42.2	66	0	3	16	12	19	6-17	47	2	47	2929	62.3	26	3	
BYU		54	2198	40.7	57	0	1	18	8	18	11-16	47	0	54	3243	60.1	15	3	

BYU Game Superlatives (as of Nov 19, 2018)
All games

INDIVIDUAL GAME HIGHS

Rushes	24	CANADA, Squally at Arizona (09/01/18)
Yards Rushing	155	KATOA, Lopini vs New Mexico State (Nov 17, 2018)
TD Rushes	4	KATOA, Lopini vs New Mexico State (Nov 17, 2018)
Long Rush	50	KATOA, Lopini vs New Mexico State (Nov 17, 2018)
Pass attempts	45	MANGUM, Tanner vs Utah State (Oct 05, 2018)
Pass completions	27	MANGUM, Tanner vs Utah State (Oct 05, 2018)
Yards Passing	270	MANGUM, Tanner vs Utah State (Oct 05, 2018)
TD Passes	3	WILSON, Zach vs Hawaii (Oct 13, 2018)
Long Pass	59	WILSON, Zach at Boise State (Nov 03, 2018)
Receptions	7	KATOA, Lopini at Washington (09/29/18)
Yards Receiving	110	SHUMWAY, Talon vs Utah State (Oct 05, 2018)
TD Receptions	2	SHUMWAY, Talon at Massachusetts (11/10/18)
Long Reception	59	HADLEY, Matt at Boise State (Nov 03, 2018)
Field Goals	3	SOUTHAM, Skyler vs McNeese (Sep 22, 2018)
	3	SOUTHAM, Skyler at Boise State (Nov 03, 2018)
Long Field Goal	47	SOUTHAM, Skyler vs McNeese (Sep 22, 2018)
Punts	7	ALMOND, Rhett vs Northern Illinois (Oct 27, 2018)
Punting Avg	48.2	ALMOND, Rhett at Wisconsin (Sep 15, 2018)
Long Punt	57	ALMOND, Rhett vs Northern Illinois (Oct 27, 2018)
Punts inside 20	4	ALMOND, Rhett vs Northern Illinois (Oct 27, 2018)
	4	ALMOND, Rhett vs New Mexico State (Nov 17, 2018)
Long Punt Return	37	SHELTON, Michael at Arizona (09/01/18)
Long Kickoff Return	36	ALLGEIER, Tyler vs Northern Illinois (Oct 27, 2018)
Tackles	14	TAKITAKI, Sione at Massachusetts (11/10/18)
	14	KAUFUSI, Isaiah at Massachusetts (11/10/18)
Sacks	2.0	KAUFUSI, Corbin vs Hawaii (Oct 13, 2018)
	2.0	SANDLIN, Rhett at Massachusetts (11/10/18)
Tackles For Loss	3.0	SANDLIN, Rhett at Massachusetts (11/10/18)
Interceptions	1	KAUFUSI, Isaiah vs CAL (Sep 08, 2018)
	1	ANDERSON, Zayne at Wisconsin (Sep 15, 2018)
	1	JACOBSON, Tanner vs McNeese (Sep 22, 2018)
	1	SANDLIN, Rhett vs McNeese (Sep 22, 2018)
	1	LEE, Austin vs Hawaii (Oct 13, 2018)
	1	SHELTON, Michael at Boise State (Nov 03, 2018)
	1	KAUFUSI, Isaiah vs New Mexico State (Nov 17, 2018)
	1	MOORE, Malik vs New Mexico State (Nov 17, 2018)

BYU Game Superlatives (as of Nov 19, 2018)
All games

TEAM GAME HIGHS

Rushes	51	vs New Mexico State (Nov 17, 2018)
Yards Rushing	317	vs New Mexico State (Nov 17, 2018)
Yards Per Rush	6.8	at Wisconsin (Sep 15, 2018)
TD Rushes	6	vs New Mexico State (Nov 17, 2018)
Pass attempts	49	vs Utah State (Oct 05, 2018)
Pass completions	30	vs Utah State (Oct 05, 2018)
Yards Passing	322	vs Utah State (Oct 05, 2018)
Yards Per Pass	10.1	at Boise State (Nov 03, 2018)
TD Passes	3	vs Utah State (Oct 05, 2018)
	3	vs Hawaii (Oct 13, 2018)
Total Plays	81	vs New Mexico State (Nov 17, 2018)
Total Offense	510	vs New Mexico State (Nov 17, 2018)
Yards Per Play	6.7	vs Hawaii (Oct 13, 2018)
Points	49	vs Hawaii (Oct 13, 2018)
Sacks By	5	vs New Mexico State (Nov 17, 2018)
First Downs	26	vs Hawaii (Oct 13, 2018)
Penalties	10	at Arizona (09/01/18)
Penalty Yards	94	at Arizona (09/01/18)
Turnovers	3	vs Utah State (Oct 05, 2018)
	3	at Boise State (Nov 03, 2018)
Interceptions By	2	vs McNeese (Sep 22, 2018)
	2	vs New Mexico State (Nov 17, 2018)
Punts	7	vs Northern Illinois (Oct 27, 2018)
	7	vs New Mexico State (Nov 17, 2018)
Punting Avg	48.2	at Wisconsin (Sep 15, 2018)
Long Punt	57	vs Northern Illinois (Oct 27, 2018)
Punts inside 20	4	vs Northern Illinois (Oct 27, 2018)
	4	vs New Mexico State (Nov 17, 2018)
Long Punt Return	37	at Arizona (09/01/18)

BYU Game Superlatives (as of Nov 19, 2018)
All games

OPPONENT INDIVIDUAL GAME HIGHS

Rushes	26	Taylor, J., at Wisconsin (Sep 15, 2018)
Yards Rushing	117	Taylor, J., at Wisconsin (Sep 15, 2018)
TD Rushes	2	Deal, Taiwan, at Wisconsin (Sep 15, 2018)
	2	Ahmed, Salvon, at Washington (09/29/18)
	2	MATTISON, Alex, at Boise State (Nov 03, 2018)
Long Rush	36	VAUGHNS, AAREN, vs Utah State (Oct 05, 2018)
Pass attempts	61	Adkins, Josh, vs New Mexico State (Nov 17, 2018)
Pass completions	25	Adkins, Josh, vs New Mexico State (Nov 17, 2018)
Yards Passing	277	Browning, Jake, at Washington (09/29/18)
TD Passes	4	LOVE, JORDAN, vs Utah State (Oct 05, 2018)
Long Pass	52	Garbers, Chase, vs CAL (Sep 08, 2018)
Receptions	10	ISABELLA, Andy, at Massachusetts (11/10/18)
Yards Receiving	107	Fuller, Aaron, at Washington (09/29/18)
TD Receptions	2	TARVER, R., vs Utah State (Oct 05, 2018)
Long Reception	52	Noa, Kanawai, vs CAL (Sep 08, 2018)
Field Goals	1	Havrisik, L., at Arizona (09/01/18)
	1	Raborn, Gunnar, vs McNeese (Sep 22, 2018)
	1	EBERLE, D., vs Utah State (Oct 05, 2018)
	1	MESKELL, Ryan, vs Hawaii (Oct 13, 2018)
	1	GARCIA, Cooper, at Massachusetts (11/10/18)
	1	Brown, Dylan, vs New Mexico State (Nov 17, 2018)
Long Field Goal	47	EBERLE, D., vs Utah State (Oct 05, 2018)
Punts	9	FERENCE, Matt, vs Northern Illinois (Oct 27, 2018)
	9	Theisler, P., vs New Mexico State (Nov 17, 2018)
Punting Avg	58.0	Brown, Dylan, vs New Mexico State (Nov 17, 2018)
Long Punt	66	Kjellsten, Alex, vs McNeese (Sep 22, 2018)
Punts inside 20	3	Coutts, Steven, vs CAL (Sep 08, 2018)
	3	FERENCE, Matt, vs Northern Illinois (Oct 27, 2018)
Long Punt Return	16	Fuller, Aaron, at Washington (09/29/18)
Long Kickoff Return	26	Davis, Ashtyn, vs CAL (Sep 08, 2018)
	26	SHAKIR, Khalil, at Boise State (Nov 03, 2018)
Tackles	16	Schooler, C., at Arizona (09/01/18)
Sacks	2.0	HENDRIE, M., vs Hawaii (Oct 13, 2018)
	2.0	CORCORAN, Josh, vs Northern Illinois (Oct 27, 2018)
	2.0	WEAVER, Curtis, at Boise State (Nov 03, 2018)
Tackles For Loss	2.5	McCoy, Cory, vs McNeese (Sep 22, 2018)
	2.5	WEAVER, Curtis, at Boise State (Nov 03, 2018)
Interceptions	1	Hawkins, Jaylin, vs CAL (Sep 08, 2018)
	1	Beck, Traveon, vs CAL (Sep 08, 2018)
	1	GALEAI, TIPAI, vs Utah State (Oct 05, 2018)
	1	FARRIS, R., vs Hawaii (Oct 13, 2018)
	1	WILLIAMS, Mykel, vs Northern Illinois (Oct 27, 2018)
	1	Buford Jr., Ray, vs New Mexico State (Nov 17, 2018)

BYU Game Superlatives (as of Nov 19, 2018)
All games

OPPONENT TEAM GAME HIGHS

Rushes	43	at Wisconsin (Sep 15, 2018)
Yards Rushing	223	vs Utah State (Oct 05, 2018)
Yards Per Rush	5.3	vs Utah State (Oct 05, 2018)
TD Rushes	4	at Washington (09/29/18)
Pass attempts	61	vs New Mexico State (Nov 17, 2018)
Pass completions	25	vs New Mexico State (Nov 17, 2018)
Yards Passing	277	at Washington (09/29/18)
Yards Per Pass	11.1	at Washington (09/29/18)
TD Passes	4	vs Utah State (Oct 05, 2018)
Total Plays	87	vs New Mexico State (Nov 17, 2018)
Total Offense	464	at Washington (09/29/18)
Yards Per Play	7.5	at Washington (09/29/18)
Points	45	vs Utah State (Oct 05, 2018)
Sacks By	7	at Boise State (Nov 03, 2018)
First Downs	26	at Washington (09/29/18)
Penalties	12	vs Utah State (Oct 05, 2018)
Penalty Yards	125	vs Utah State (Oct 05, 2018)
Turnovers	4	vs McNeese (Sep 22, 2018)
Interceptions By	2	vs CAL (Sep 08, 2018)
Punts	10	vs New Mexico State (Nov 17, 2018)
Punting Avg	46.8	vs Northern Illinois (Oct 27, 2018)
Long Punt	66	vs McNeese (Sep 22, 2018)
Punts inside 20	3	vs CAL (Sep 08, 2018)
	3	vs Northern Illinois (Oct 27, 2018)
	3	vs New Mexico State (Nov 17, 2018)
Long Punt Return	16	at Washington (09/29/18)

BYU Red-Zone Results (as of Nov 19, 2018)
All games

BYU Inside Opponent Red-Zone

Date	Opponent	Score	Times In RZ	Times Score	Total Pts	Rush TDs	Pass TDs	FGs Made	Failed to score inside RZ						
									FGA	Dow	Int	Fum	Half	Gam	
09/01/18	at Arizona	28-23	3	3	21	3	3	0	0	0	0	0	0	0	0
Sep 08, 201	CAL	L 18-21	3	2	11	1	0	1	1	0	0	1	0	0	0
Sep 15, 201	at Wisconsin	24-21	2	2	14	2	2	0	0	0	0	0	0	0	0
Sep 22, 201	MCNEESE	30-3	6	5	27	3	2	1	2	0	0	0	0	1	0
09/29/18	at Washington	L 7-35	2	1	7	1	1	0	0	1	0	0	0	0	0
Oct 05, 201	UTAH STATE	L 20-45	3	3	20	3	0	3	0	0	0	0	0	0	0
Oct 13, 201	HAWAII	49-23	6	5	35	5	3	2	0	0	0	0	0	1	0
Oct 27, 201	NORTHERN ILLINOIS	L 6-7	2	2	6	0	0	0	2	0	0	0	0	0	0
Nov 03, 201	at Boise State	L 16-21	5	3	13	1	1	0	2	0	0	0	1	1	0
11/10/18	at Massachusetts	35-16	6	5	35	5	3	2	0	0	0	0	0	1	0
Nov 17, 201	NEW MEXICO STATE	45-10	7	6	38	5	5	0	1	0	0	1	0	0	0
Totals			45	37	227	29	20	9	8	1	0	2	1	4	0
			37 of 45 (82.2%)												

Opponents Inside BYU Red-Zone

Date	Opponent	Score	Times In RZ	Times Score	Total Pts	Rush TDs	Pass TDs	FGs Made	Failed to score inside RZ						
									FGA	Dow	Int	Fum	Half	Gam	
09/01/18	at Arizona	28-23	4	4	23	3	2	1	1	0	0	0	0	0	0
Sep 08, 201	CAL	L 18-21	2	1	7	1	1	0	0	0	1	0	0	0	0
Sep 15, 201	at Wisconsin	24-21	3	3	21	3	3	0	0	0	0	0	0	0	0
Sep 22, 201	MCNEESE	30-3	2	1	3	0	0	0	1	1	0	0	0	0	0
09/29/18	at Washington	L 7-35	7	5	35	5	4	1	0	2	0	0	0	0	0
Oct 05, 201	UTAH STATE	L 20-45	5	5	35	5	1	4	0	0	0	0	0	0	0
Oct 13, 201	HAWAII	49-23	4	4	23	3	1	2	1	0	0	0	0	0	0
Oct 27, 201	NORTHERN ILLINOIS	L 6-7	1	1	7	1	1	0	0	0	0	0	0	0	0
Nov 03, 201	at Boise State	L 16-21	4	3	21	3	2	1	0	1	0	0	0	0	0
11/10/18	at Massachusetts	35-16	4	3	16	2	2	0	1	1	0	0	0	0	0
Nov 17, 201	NEW MEXICO STATE	45-10	3	2	10	1	0	1	1	1	0	0	0	0	0
Totals			39	32	201	27	17	10	5	6	1	0	0	0	0
			32 of 39 (82.1%)												

BYU Games Played (as of Nov 19, 2018)
All games

##	PLAYER	GP-GS	ARIZ	CAL	WIS	MCN	WASH	USU	UH	NIU	BSU	UMASS	NMSU
45	ALLGEIER, Tyler	3/-	XXX	XXX	XXX
26	ALMOND, Rhett	11/-	XXX	XXX	XXX	XXX	XXX	XXX	XXX	XXX	XXX	XXX	XXX
23	ANDERSON, Zayne	4/4	START	START	START	START
3D	ARMSTRONG, I.	11/-	XXX	XXX	XXX	XXX	XXX	XXX	XXX	XXX	XXX	XXX	XXX
34	BURT, Riley	8/-	XXX	XXX	XXX	...	XXX	XXX	XXX	XXX	XXX
89	BUSHMAN, Matt	11/6	START	XXX	XXX	XXX	XXX	START	XXX	START	START	START	START
22	CANADA, Squally	9/6	START	START	START	START	START	XXX	...	XXX	START	XXX	...
97	CHAMBERS, A.	3/-	XXX	XXX	XXX
67	CHRISTENSEN, B.	11/11	START	START	START	START	START	START	START	START	START	START	START
3	COLLIE, Dylan	11/1	XXX	XXX	XXX	XXX	XXX	XXX	XXX	XXX	XXX	XXX	START
37	CRIDDLE, Matt	11/-	XXX	XXX	XXX	XXX	XXX	XXX	XXX	XXX	XXX	XXX	XXX
1	DAVIS, Akile	11/1	XXX	XXX	XXX	XXX	START	XXX	XXX	XXX	XXX	XXX	XXX
99	DAWE, Zac	11/1	XXX	XXX	XXX	XXX	XXX	XXX	START	XXX	XXX	XXX	XXX
93	EL-BAKRI, Brac.	10/7	START	START	START	START	START	...	XXX	START	START	XXX	XXX
35	EL-BAKRI, Bray.	9/1	XXX	XXX	XXX	XXX	XXX	XXX	XXX	START	XXX
30	ELLIS, Keenan	10/-	XXX	XXX	XXX	XXX	XXX	...	XXX	XXX	XXX	XXX	XXX
66	EMPEY, James	11/11	START	START	START	START	START	START	START	START	START	START	START
55	FAUATEA, L.	11/1	XXX	XXX	XXX	XXX	XXX	XXX	XXX	START	XXX	XXX	XXX
23	FINAU, Sione	3/-	XXX	XXX	XXX
64	FOLEY, Matt	3/-	XXX	XXX	...	XXX
27	FOWLER, Gavin	11/-	XXX	XXX	XXX	XXX	XXX	XXX	XXX	XXX	XXX	XXX	XXX
5	GHANWOLOKU, D.	8/8	START	START	START	START	START	START	START	START
2	HADLEY, Matt	10/5	XXX	XXX	...	XXX	XXX	START	XXX	START	START	START	START
1G	HALL, Jaren	2/-	XXX	XXX	...
33	HARRIS, Koy	1/-	XXX
98	HARRIS, Mitch	11/-	XXX	XXX	XXX	XXX	XXX	XXX	XXX	XXX	XXX	XXX	XXX
77	HERRING, C.	10/-	XXX	XXX	XXX	XXX	XXX	...	XXX	XXX	XXX	XXX	XXX
10	HERRON, Isaiah	4/-	XXX	XXX	XXX	XXX
15	HIFO, Aleva	11/8	START	START	START	XXX	START	START	START	START	XXX	START	XXX
7	HOGGE, Beau	3/-	...	XXX	...	XXX	XXX
69	HOGGE, Tristen	11/11	START	START	START	START	START	START	START	START	START	START	START
32	HOLKER, Dallin	11/1	XXX	XXX	START	XXX	XXX	XXX	XXX	XXX	XXX	XXX	XXX
71	HOYT, Austin	11/11	START	START	START	START	START	START	START	START	START	START	START
25	JACOBSON, T.	9/2	XXX	XXX	XXX	XXX	XXX	XXX	XXX	START	START
70	JIMENEZ, Jacob	7/-	XXX	XXX	...	XXX	XXX	XXX	XXX	XXX
19	JONES, Danny	5/-	XXX	XXX	XXX	XXX	XXX
24	KAFENTZIS, A.	10/-	XXX	XXX	XXX	XXX	XXX	XXX	XXX	XXX	...	XXX	XXX
94	KALUHIOKALANI,K	2/-	XXX	XXX
39	KAPISI, Jared	11/-	XXX	XXX	XXX	XXX	XXX	XXX	XXX	XXX	XXX	XXX	XXX
4	KATO, Lopini	11/2	XXX	XXX	XXX	XXX	XXX	START	START	XXX	XXX	XXX	XXX
90	KAUFUSI, Corbin	10/10	START	START	START	START	START	START	START	START	START	START	...
92	KAUFUSI, Devin	10/2	XXX	XXX	XXX	XXX	START	XXX	XXX	...	XXX	XXX	START
53	KAUFUSI, Isaiah	10/5	...	XXX	XXX	XXX	XXX	XXX	START	START	START	START	START
47	KAUFUSI, J.	4/-	XXX	XXX	...	XXX	XXX
76	LaCHANCE, H.	3/-	XXX	...	XXX	XXX	...
73	LAPUAHO, Ului	11/-	XXX	XXX	XXX	XXX	XXX	XXX	XXX	XXX	XXX	XXX	XXX
17	LAULU-PUTUTAU,M	5/4	XXX	START	START	START	START

BYU Games Played (as of Nov 19, 2018)
All games

##	PLAYER	GP-GS	ARIZ	CAL	WIS	MCN	WASH	USU	UH	NIU	BSU	UMASS	NMSU
11	LEE, Austin	10/10	START	START	START	START	START	START	START	...	START	START	START
58	LEIATAUA, U.	7/-	XXX	XXX	XXX	...	XXX	...	XXX	XXX	XXX
74	LONGSON, K.	6/1	XXX	XXX	XXX	XXX	...	XXX	START
83	LOTULELEI, I.	2/-	...	XXX	...	XXX
36	MANDELL, D.	11/4	XXX	XXX	XXX	XXX	XXX	XXX	START	START	XXX	START	START
12	MANGUM, Tanner	7/6	START	START	START	START	START	START	XXX
29	MIKKELSEN, A.	11/-	XXX	XXX	XXX	XXX	XXX	XXX	XXX	XXX	XXX	XXX	XXX
82	MILNE, Dax	9/3	XXX	START	START	START	XXX	XXX	XXX	XXX	XXX
1C	MOORE, Malik	11/-	XXX	XXX	XXX	XXX	XXX	XXX	XXX	XXX	XXX	XXX	XXX
88	NWIGWE, JJ	4/1	XXX	START	XXX	XXX
38	PAU'U, Butch	9/3	START	START	...	XXX	START	XXX	XXX	...	XXX	XXX	XXX
84	PAU'U, Neil	11/2	START	XXX	XXX	XXX	XXX	XXX	XXX	XXX	XXX	XXX	START
52	PILI, Trajan	11/9	START	START	XXX	START	XXX	START	START	START	START	START	START
44	POWELL, Riggs	10/3	XXX	XXX	XXX	START	XXX	XXX	XXX	XXX	START	START	...
28	POWELL, Sawyer	11/-	XXX	XXX	XXX	XXX	XXX	XXX	XXX	XXX	XXX	XXX	XXX
43	PRICE, Mitchell	9/-	XXX	XXX	XXX	XXX	XXX	...	XXX	...	XXX	XXX	XXX
41	PULSIPHER, Adam	11/2	XXX	XXX	START	START	XXX	XXX	XXX	XXX	XXX	XXX	XXX
87	PULSIPHER, Add.	11/2	XXX	START	XXX	XXX	XXX	XXX	START	XXX	XXX	XXX	XXX
80	ROMNEY, Gunner	9/4	...	XXX	XXX	START	XXX	XXX	START	START	START	XXX	...
61	SALEAPAGA, K.	9/8	START	START	START	START	START	START	START	START	XXX
50	SAMPSON, Nate	7/-	XXX	...	XXX	XXX	XXX	XXX	XXX	XXX
46	SANDLIN, Rhett	11/1	XXX	XXX	XXX	XXX	XXX	XXX	XXX	XXX	XXX	XXX	START
18	SHELTON, M.	11/10	START	START	START	START	START	START	START	XXX	START	START	START
59	SHOAF, Thomas	8/2	START	START	XXX	XXX	XXX	XXX	XXX	XXX
21	SHUMWAY, Talon	11/8	XXX	XXX	START	XXX	START	START	START	START	START	START	START
13	SIMON, Micah	10/2	START	XXX	XXX	START	XXX	XXX	XXX	XXX	...	XXX	XXX
20	SOUTHAM, Skyler	11/-	XXX	XXX	XXX	XXX	XXX	XXX	XXX	XXX	XXX	XXX	XXX
16	TAKITAKI, Sione	11/11	START	START	START	START	START	START	START	START	START	START	START
54	TALIAULI, M.	11/7	XXX	XXX	START	XXX	START	START	XXX	START	START	START	START
57	TOFA, Alden	7/-	XXX	XXX	XXX	XXX	XXX	XXX	XXX
95	TONGA, Khyiris	11/7	START	START	START	START	START	START	START	XXX	XXX	XXX	XXX
3E	TOOLEY, Max	2/-	XXX	XXX
49	TUIFUA, Langi	1/-	XXX
51	TUILOMA, Jeddy	3/-	XXX	XXX	XXX
91	TUIOTI-MARINER,	11/-	XXX	XXX	XXX	XXX	XXX	XXX	XXX	XXX	XXX	XXX	XXX
7D	VICKERS, Jaylon	2/-	XXX	XXX
1D	WARNER, Troy	11/3	XXX	XXX	XXX	START	XXX	START	XXX	START	XXX	XXX	XXX
3C	WILCOX, Chris	9/9	START	START	START	START	START	START	START	START	START
56	WILGAR, Payton	2/-	XXX	XXX
1B	WILSON, Zach	7/5	XXX	...	XXX	START	START	START	START	START