

# SOFTBALL

Kristen Kerr, BYU Athletic Communications | O: (801) 422-9768 | C: (801) 450-1346 | softball\_sid@byu.edu | twitter: @byusoftball

<b>MWC</b> Champions 2001	<b>MWC</b> Champions 2005	<b>MWC</b> Champions 2007	<b>MWC</b> Champions 2009	<b>MWC</b> Champions 2010	<b>MWC</b> Champions 2011	<b>WAC</b> Champions 2012	<b>PCSC</b> Champions 2013	<b>WCC</b> Champions 2014	<b>WCC</b> Champions 2015	<b>WCC</b> Champions 2016	<b>WCC</b> Champions 2017	<b>NCAA Regionals</b> 14 appearances 13 straight '05-'17
---------------------------------	---------------------------------	---------------------------------	---------------------------------	---------------------------------	---------------------------------	---------------------------------	----------------------------------	---------------------------------	---------------------------------	---------------------------------	---------------------------------	--

## BYU 2018 SCHEDULE

Kajikawa Classic (Tempe, Ariz.)		Pac-12
2/8	Thu	Stanford
2/8	Thu	Western Michigan
2/9	Fri	Nebraska
2/9	Fri	Georgia
2/10	Sat	Oregon State
Marucci Desert Classic (Las Vegas, Nev.)		
2/15	Thu	Hawai'i
2/16	Fri	Florida International
2/16	Fri	New Mexico
2/17	Sat	Long Beach State
2/17	Sat	Iowa State
Mary Nutter Collegiate Classic (Cathedral City, Calif.)		
2/22	Thu	Tennessee
2/22	Thu	Missouri
2/23	Fri	Oklahoma
2/23	Fri	CSUN
2/24	Sat	Fresno State
Husky Classic (Seattle, Wash.)		
3/2	Fri	Portland State
3/2	Fri	Alabama
3/3	Sat	Northwestern
3/3	Sat	@Washington
Hawai'i Spring Fling Tournament (Honolulu, Hawai'i)		
3/7	Wed	Longwood
3/7	Wed	James Madison
3/8	Thurs	@Hawai'i
3/9	Fri	East Carolina
3/10	Sat	Arkansas-Pine Bluff
3/10	Sat	James Madison
<b>3/16 Sat</b>		<b>Southern Utah</b>
<b>3/16 Sat</b>		<b>Southern Utah</b>
LSU Round Robin (Baton Rouge, La.)		
3/22	Thurs	LSU
3/23	Fri	North Dakota State
3/23	Fri	LSU
3/24	Sat	Baylor
3/27	Tues	@Southern Utah
ASU Invitational (Tempe, Ariz.)		
3/30	Fri	North Dakota State
3/30	Fri	@Arizona State
3/31	Sat	North Dakota State
3/31	Sat	@Arizona State
4/3	Tues	@Utah State
<b>4/6 Fri</b>		<b>Santa Clara*</b>
<b>4/6 Fri</b>		<b>Santa Clara*</b>
<b>4/7 Sat</b>		<b>Santa Clara*</b>
UCCU Crosstown Clash (Orem, Utah)		
4/10	Tues	@Utah Valley
4/13	Fri	@Pacific*
4/13	Fri	@Pacific*
4/14	Sat	@Pacific*
Deseret First Duel (Salt Lake City, Utah)		
4/18	Wed	@Utah
<b>4/25 Wed</b>		<b>Utah State</b>
<b>4/27 Fri</b>		<b>Saint Mary's*</b>
<b>4/27 Fri</b>		<b>Saint Mary's*</b>
<b>4/28 Sat</b>		<b>Saint Mary's*</b>
UCCU Crosstown Clash (Provo, Utah)		
<b>5/1 Tues</b>		<b>Utah Valley</b>
5/4	Fri	@San Diego*
5/4	Fri	@San Diego*
5/5	Sat	@San Diego*
<b>5/11 Fri</b>		<b>Loyola Marymount*</b>
<b>5/11 Fri</b>		<b>Loyola Marymount*</b>
<b>5/12 Sat</b>		<b>Loyola Marymount*</b>

BYUtv  
BYUtv

BYUtv  
BYUtv  
BYUtv

BYUtv

BYUtv  
BYUtv  
BYUtv

BYUtv

BYUtv  
BYUtv  
BYUtv

Bold = at home  
\* WCC game  
All times local to site

## KAJIKAWA CLASSIC



No. 19 BYU (0-0, 0-0 WCC)  
**COUGARS**

Head Coach . . . . . Gordon Eakin  
Div. I Career Record . . . . . 605-271  
. . . . . 16th season  
2017 Record . . . . . 34-16, 14-1  
Last time out . . . 2-2 @ NCAA Regional

	Stanford (0-0, 0-0 Pac-12) <b>CARDINAL</b>	Head Coach: Jessica Allister (1st season) Career Record: 290-107
	Western Michigan (0-0, 0-0 MAC) <b>BRONCOS</b>	Head Coach: Kathy Leitke (18th season) 2017 Record: 25-29, 11-13
	Nebraska (0-0, 0-0 Big Ten) <b>HUSKERS</b>	Head Coach: Rhonda Revelle (26th season) 2017 Record: 30-30, 13-10
	No. 25 Georgia (0-0, 0-0 SEC) <b>BULLDOGS</b>	Head Coach: Lu Harris-Champer (18th season) 2017 Record: 35-23, 6-18
	Oregon State (0-0, 0-0 Pac-12) <b>BEAVERS</b>	Head Coach: Laura Berg (6th season) 2017 Record: 28-27, 9-15

## BYU STORYLINES

- **CONSISTENCY.** After winning the 2017 West Coast Conference title, BYU has won four-straight WCC championships. Additionally, it was the Cougars' ninth-consecutive conference title, spanning four different conferences. The auto-bid to the 2017 NCAA tournament was BYU's 13th-straight and 14th overall.
- **RETURN TO THE KAJIKAWA CLASSIC.** In 2016, the Cougars opened their season at the Kajikawa Classic with wins over San José State, Wisconsin and Creighton while losing to then-ranked No. 8/9 Tennessee and No. 24 Notre Dame.
- **SENIOR LEADERSHIP.** BYU returns five seniors: Caitlyn Alldredge, Brielle Breland, Madison Merrell, Arianna Paulson and Alexa Strid. Between them, they have started in 374 games. Alldredge is the reigning 2017 WCC Player of the Year and was a NFCA All-Pacific Region First Team selection. She and Strid both earned All-WCC First Team honors, while Breland was named to the All-WCC Second Team.
- **POWER AT THE PLATE.** Junior catcher and team captain Libby Sugg has been named to the 2018 USA Softball College Player of the Year Watch List. She earned NFCA All-Pacific Region First Team honors and was named to the All-WCC Second Team last season. Sugg led the team in RBI and home runs with 56 and 13, respectively, while hitting .356.

## BYU NUMERICAL ROSTER

No.	Name	HT	POS	YR	B/T	Hometown/Previous School
1	Brooke Vander Heide	5-7	OF	So.	L/L	Sandy, UT/Alta HS
2	Rylee Jensen	5-8	OF	So.	L/L	Idaho Falls, ID/Skyline HS
3	Marissa Chavez	5-6	SS, 2B	Fr.	R/R	Covina, CA/Charter Oaks HS
6	Ashley Godfrey	5-6	OF, C	Jr.	R/R	Buckeye, AZ/Estrella Foothills HS
7	Arianna Paulson	5-7	P, 1B	Sr.	R/R	Payson, AZ/Payson HS
8	Emilee Erickson	5-10	C	Jr.	R/R	Phoenix, AZ/Sandra Day O'Connor HS
10	Arianna Paulson	5-10	P, 1B	So.	R/R	Payson, AZ/Brightmont Academy
11	Morgan Bevell	5-10	C	Fr.	R/R	Issaquah, WA/Issaquah HS
12	Brielle Breland	5-8	INF, OF	Sr.	R/R	Mesa, AZ/Grand Canyon University
13	Bridget Fleener	5-6	1B, C	Fr.	L/R	Camarillo, CA/Camarillo HS
16	Alexa Strid	5-8	SS, OF	Sr.	R/R	Stephens City, VA/Karl Maeser Academy
17	Erin Miklus	5-2	2B	Fr.	L/R	Altoona, IA/Southeast Polk HS
18	Caitlyn Alldredge	5-10	3B	Sr.	R/R	Centerville, UT/Viewmont HS
20	Autumn Moffat	5-7	P	Fr.	R/R	Eagle, ID/Eagle HS
21	Libby Sugg	5-7	C, 1B	Jr.	R/R	Franklin, TN/Franklin HS
22	Madison Merrell	5-9	OF	Sr.	R/R	Queen Creek, AZ/Queen Creek HS
24	Olivia Sanchez	5-7	P, 1B	Jr.	R/R	Murrieta, CA/Murrieta Valley HS
26	Lexi Tarrow	5-8	OF	Jr.	L/R	Olympia, WA/A.G. West Black Hills HS
27	Allie Hancock	5-10	OF	Jr.	R/R	Gilbert, AZ/Basha HS
33	Kerisa Viramontes	5-5	P	So.	R/R	Norco, CA/Norco HS
55	Martha Epenesa	5-9	3B	Fr.	R/R	Moreno Valley, CA/Valley View HS

Head Coach: Gordon Eakin (16th year)  
Assistant Coach: Pete Meredith (5th year)  
Assistant Coach: AJ Taulali (1st year)

Volunteer Assistant Coach: Kevin Jensen (3rd year)  
Athletic Trainer: Kenzi Booth (1st year)  
Softball Operations: Bridget Bergstrom (1st year)

## 2018 QUICK FACTS

### BRIGHAM YOUNG UNIVERSITY SCHOOL INFORMATION

Name of School: Brigham Young University  
City/Zip: Provo, Utah 84602  
Founded: 1875  
Enrollment 33,395  
Nickname: Cougars  
School colors: Blue and White  
Home Field/Capacity: Gail Miller Field/2,100  
Surface: Grass  
Affiliation: Division I  
Conference: West Coast Conference  
President: Kevin J Worthen, J.D.  
Alma Mater, Year: BYU, 1982  
Athletic Director: Tom Holmoe  
Alma Mater, Year: BYU, 1983  
Athletic Department Phone: (801) 422-2096  
Ticket Office Phone: (801) 378-2465  
Athletic Website: byucougars.com

### BYU COACHING STAFF

Head Coach: Gordon Eakin  
Record at School (years): 605-271 (16th year)  
Career Div. I Record (years): Same  
Assistant Coach/Pitching Coach: Pete Meredith (5th year)  
Assistant Coach: AJ Tauali'i (1st year)  
Volunteer Assistant Coach: Kevin Jensen (3rd year)  
Softball Operations: Bridget Bergstrom (1st year)  
Athletic Trainer: Kenzi Booth (1st year)

### BYU HISTORY

First Year of Softball: 2000 (19th season)  
Overall All-Time Record: 686-347 (.664)  
Home Record: 222-51 (.813)  
Winning Seasons: 17 (last 2017)  
Conference Championships: 12 (last 2017)  
Total NCAA Appearances (record): 14 (19-28)  
Last NCAA Appearance: 2017  
Result: Win vs. Mississippi St., Loss vs. Utah, Win vs. Fordham, Loss vs. Utah  
In-State Opponent Record: 160-33 (.829)  
Record vs. WCC Opponents: 51-8 (.864)

### BYU TEAM INFORMATION

2017 Overall Record: 46-13  
Conference Record/Finish: 14-1 / 1st  
2017 Postseason: NCAA Salt Lake City Regional, 2-2 record  
2017 Final RPI Ranking: 20  
Starters Returning/Lost: 8/4  
Lettermen Returning/Lost: 15/4  
Newcomers: 6

## SOFTBALL CONTACTS

Kristen Kerr  
Softball Media Relations Director  
Office: (801) 422-8999  
Cell: (801) 450-1346  
Email: softball\_sid@byu.edu

Ralph Zobel  
Assistant Softball Media Relations  
Office: (801) 422-9769; Cell: (801) 367:3554  
Email: ralph\_zobel@byu.edu

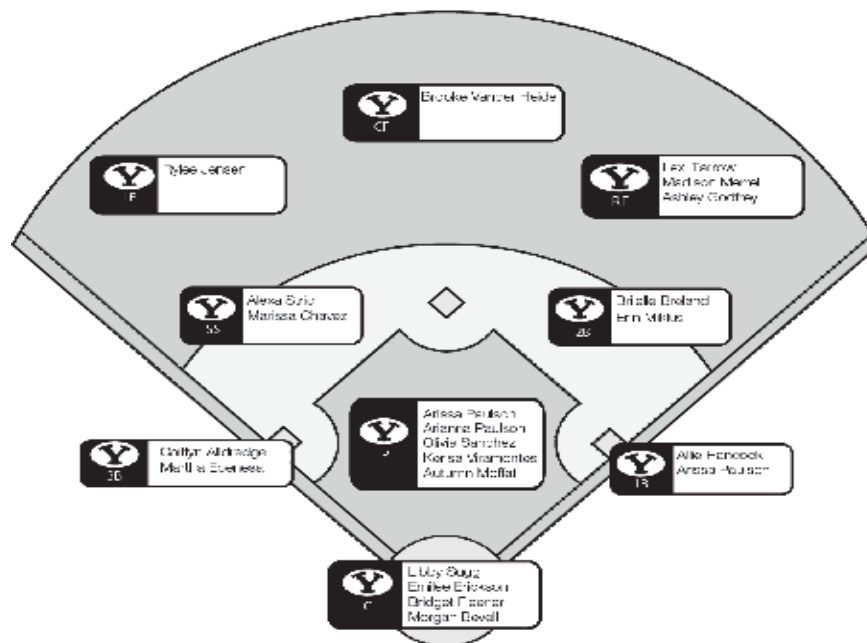
Duff Tittle  
Associate AD/Communications  
Office: (801) 422-8948; Cell: (801) 372-4401  
Email: duff\_tittle@byu.edu

Athletic Communications Fax: (801) 422-0633  
Mailing Address: 30 SFH, Provo, UT 84602-2239

## BYU SOFTBALL BY THE NUMBERS

- 3** BYU has swept the WCC Player of the Year, Pitcher of the Year and Coach of the Year honors for three-consecutive seasons, most recently with Caitlyn Alldredge and McKenna Bull in 2017. Gordon Eakin has been Coach of the Year all three seasons.
- 6** The Cougars welcome six newcomers onto this year's squad: Morgan Bevell, Marissa Chavez, Martha Epenesa, Bridget Fleener, Erin Miklus and Autumn Moffat.
- 9** After taking the 2017 WCC title, BYU has won nine conference championships in a row, spanning four different conferences (MWC, WAC, PCSC, WCC).
- 10** In the preseason USA Today/NFCA Coaches and the ESPN.com/USA Softball polls, BYU has 10 opponents ranked in the top 25.
- 14** The Cougars will play 14 teams from four Power 5 conferences (SEC, Pac-12, Big Ten, Big 12) in 2018.

## ROSTER BY POSITION



## NATIONAL RANKINGS

USA Today/NFCA Coaches Preseason Poll  
(01/30/18)

#	Team (1st place)	2017 Record	2017 Rnk.
1	Oklahoma (31)	61-9	1
2	Florida (1)	58-10	2
3	Oregon	54-8	4
4	Washington	50-14	3
5	UCLA	48-15	5
6	Texas A&M	47-13	8
7	Arizona	52-9	9
8	LSU	48-22	6
9	Florida State	55-8-1	10
10	Baylor	48-15	7
11	Alabama	46-18	12
12	Tennessee	48-12	11
13	Auburn	49-12	13
14	Mississippi	43-20	16
15	Utah	37-16	14
16	Minnesota	56-5	15
17	Kentucky	39-19	17
18	Michigan	43-13-1	20
19	<b>BYU</b>	<b>46-13</b>	<b>21</b>
20	Tulsa	41-17	22
21	James Madison	52-8	18
22	Louisiana	47-8	19
23	Arizona State	33-22	23
24	Oklahoma State	38-25	NR
25	Georgia	35-23	T-25

Others receiving votes:

Texas State (36), California (30), South Carolina (29), Mississippi State (17), Marshall (17), Missouri (15), North Dakota State (14), Florida International (14), Illinois (13), San Diego State (12), Notre Dame (12), Ohio State (9), St. Francis (Pa.) (7), North Carolina (4), Arkansas (2), Wisconsin (2), McNeese State (2), USC Upstate (1), Texas (1), Cal State Fullerton (1), Louisiana Tech (1), Fresno State (1)

ESPN.com/USA Softball  
(01/30/18)

#	Team (1st place)	2017 Rnk.
1	Oklahoma (18)	1
2	Florida	2
3	Oregon (1)	3
4	UCLA (1)	5
5	Washington	4
6	Florida State	10
7	Arizona	9
8	LSU	6
9	Texas A&M	8
10	Alabama	11
11	Tennessee	12
12	Baylor	7
13	Kentucky	17
14	Auburn	13
15	Ole Miss	15
T-16	Michigan	20
T-16	Utah	16
18	Minnesota	14
19	Arizona State	23
20	Tulsa	22
21	Oklahoma State	25
22	<b>BYU</b>	<b>21</b>
23	James Madison	18
24	Louisiana	19
25	Georgia	NR

Other's receiving votes:

Ohio State (34), Notre Dame (29), North Carolina (22), South Carolina (18), Wisconsin (17), Arkansas (15), California (15), Illinois (14), Texas State (12), Texas (10), Northwestern (9), Nebraska (8), USC Upstate (8), Missouri (6), Florida International (2)

**Bold: BYU**

*Italics: 2018 opponent*

## BYU'S HISTORY IN THE POLLS

## USA Today/NFCA Coaches Poll

2017:	2011:
2/14 - No. 25	Preseason - No. 36
2/21 - No. 23	2/15 - No. 23
3/07 - No. 25	2/22 - No. 25
3/14 - No. 25	
3/28 - No. 25	2010:
4/04 - No. 22	2/23 - No. 25
4/11 - No. 20	3/09 - No. 22
4/18 - No. 21	4/06 - No. 25
4/25 - No. 21	5/10 - No. 25
5/02 - No. 20	
5/09 - No. 20	
5/16 - No. 21	

## ESPN.com/USA Softball

2017:	2011:
4/04 - No. 23	Preseason - No. 20
4/11 - No. 20	
4/18 - No. 19	2010:
4/25 - No. 20	3/09 - No. 23
5/02 - No. 20	
5/09 - No. 20	
5/16 - No. 21	2006:
	Preseason - No. 25
2005:	2/22 - No. 25
5/15 - No. 25	

## BYU NOTABLES

## Strength of schedule

The 2018 schedule features 17 2017 NCAA Regional teams, seven Super Regional teams and four Women's College World Series teams. In the Mary Nutter Collegiate Classic, BYU plays Oklahoma, the 2016 and 2017 National Champions. The Cougars will face teams from 15 different conferences: the SEC, Pac-12, MWC, Big West, Big 12, Big Ten, Big Sky, American Athletic Conference, Big South, Colonial Athletic Association, Conference USA, Mid-Atlantic Conference, Southland Conference and Summit League.

## WCC: Year five

BYU enters the fifth season in the West Coast Conference after jumping around following its departure from the Mountain West. The Cougars played in the Western Athletic Conference in 2012 and the Pacific Coast Softball Conference in 2013 before softball was added in the WCC beginning in the 2014 season. Spanning the four conferences, BYU has won nine conference titles in a row.

## Team captains

Seniors Caitlyn Alldredge, Brielle Breland, Alexa Strid and junior Libby Sugg were voted captains by their teammates for the 2018 season. The Cougars have played without captains for years, but the coaching staff believes the captains' presence will help the team play decisively and freely, as well as create a more player-driven team.

## All-WCC 2017

After winning its fourth WCC title in 2017, BYU swept the top conference awards, along with earning four spots on the All-WCC First Team, three on the second team and two honorable mentions.

Player of the Year: Caitlyn Alldredge

Pitcher of the Year: McKenna Bull

Defensive Player of the Year: Lauren Bell

Co-Freshman of the Year: Rylee Jensen & Hailey Reed (Pacific)

Coach of the Year: Gordon Eakin

All-WCC First Team: Caitlyn Alldredge, McKenna Bull, Rylee Jensen, Alexa Strid

All-WCC Second Team: Brielle Breland, Libby Sugg

Honorable Mention: Lauren Bell, Lexi Tarrow

## Postseason consistency

For the past 14 seasons, BYU has advanced to the NCAA regionals. The Cougars have gone to 15 NCAA regionals overall, advancing to super regionals just once in 2010.

## NFCA All-Region

Along with receiving honors in conference play, Caitlyn Alldredge, McKenna Bull and Libby Sugg received NFCA Division I All-Pacific Region First Team accolades with Rylee Jensen making the third team.

## Student athletes

On and off the field, BYU softball players are making their mark. Arianna Paulson, Brielle Breland and Brooke Vander Heide garnered NFCA All-America Scholar-Athlete honors for the 2016-17 academic year after earning at least a 3.5 GPA. Paulson also received WCC Commissioner's Honor Roll Gold Honors (4.00-3.75) while Breland and Vander Heide gathered Silver Honors (3.74-3.50). Six Cougars claimed Bronze Honors (3.49-3.00): Ashley Thompson, Lauren Bell, McKenzie St. Clair, Libby Sugg, Arissa Paulson and Rylee Jensen. Bell and Thompson also received WCC All-Academic honors for their pursuit of academic excellence in conjunction with contributions to the team.

## Sisters in softball

Arianna and Arissa Paulson are the third set of sisters to play together on a BYU softball team. In the inaugural softball season (2000), twins Jamie and Bryn Kreipl were on the roster. Sisters Anna and Alexandra Hudson played together from 2012-13. Arianna is a senior, Arissa is a sophomore and both are pitchers. They are from Payson, Arizona.

## Gail Miller Field

BYU's field is part of Miller Park, a unique, combined baseball-softball facility. Baseball plays on Larry H. Miller field, while softball calls Gail Miller Field, a back-to-back mirror image of the pre-existing baseball field, home. It was the first combined facility of its kind when it opened in April 2001. BYU has a home record of 206-51 (.802) at the field.

Gail Miller Field has 2,100 chair seats all in the lower bowl, making it the fourth-largest on-campus NCAA softball facility at the time of its creation. The field dimensions are 2,010 feet down the left-and right-field lines and 220 in center field.

**BYU SERIES RECORDS****STANFORD**

Overall series record: 2-8  
 Home vs. Stanford: 0-0  
 Away at Stanford: 2-6  
 Neutral sites: 0-2  
 Under Coach Eakin: 1-6  
 Longest win streak: 1  
 Last win: 4-2, 05/26/10  
 Longest losing streak: 4  
 Last loss: 5-7, 03/08/14

**WESTERN MICHIGAN**

Overall series record: 0-0  
 Home vs. WMU: 0-0  
 Away at WMU: 0-0  
 Neutral sites: 0-0  
 Under Coach Eakin: 0-0  
 Longest win streak: --  
 Last win: --  
 Longest losing streak: --  
 Last loss: --

**NEBRASKA**

Overall series record: 4-7  
 Home vs. Nebraska: 0-0  
 Away at Nebraska: 0-2  
 Neutral sites: 4-5  
 Under Coach Eakin: 3-3  
 Longest win streak: 2  
 Last win: 12-1, 02/09/17  
 Longest losing streak: 4  
 Last loss: 0-2, 05/20/16

**GEORGIA**

Overall series record: 1-2  
 Home vs. Georgia: 0-0  
 Away at Georgia: 0-0  
 Neutral sites: 1-2  
 Under Coach Eakin: 1-2  
 Longest win streak: 1  
 Last win: 4-0, 02/23/17  
 Longest losing streak: 2  
 Last loss: 0-4, 05/17/08

**OREGON STATE**

Overall series record: 5-10  
 Home vs. OSU: 0-0  
 Away at OSU: 2-3  
 Neutral sites: 3-7  
 Under Coach Eakin: 4-7  
 Longest win streak: 3  
 Last win: 2-1, 04/1/17  
 Longest losing streak: 6  
 Last loss: 3-7, 02/15/13

**No. 19 BYU softball opens season at Kajikawa Classic**

PROVO, Utah – In the first of seven tournaments, No. 19 BYU softball opens the 2018 season competing against five teams in the Kajikawa Classic in Tempe, Arizona.

On Thursday, Feb. 8, the Cougars play Stanford at 2:30 p.m. MT and Western Michigan at 7:15 p.m. MT. Competition continues the following day with matchups against Nebraska at 2:15 p.m. MT and No. 25 Georgia at 7:45 p.m. MT. Tournament play concludes with a game against Oregon State Saturday, Feb. 10, at 10:15 a.m. MT.

The opening game against Stanford will be televised on the Pac-12 Network at 2:30 p.m. MT and played at Farrington Stadium on Arizona State's campus. All other games will be played at the Tempe Sports Complex and specific field numbers can be found on the BYU softball schedule page. The Western Michigan, Nebraska and Georgia games can be streamed on FloSoftball with a subscription. Links to live stats, the live stream and the radio broadcast of the Nebraska game can be found on the schedule page.

**OPPONENTS OUTLOOK****Stanford | Thursday, Feb. 8 | 2:30 p.m. MT | Pac-12 Network**

- The Cardinal finished the 2017 season with a 19-32 record, 2-22 in Pac-12 play.
- Stanford leads in the overall series 8-2, most recently winning 7-5 on March 8, 2014, in the Stanford Louisville Slugger Classic.
- Head coach Jessica Allister returns to her alma mater and enters her first season at Stanford. Previously, she led Minnesota for seven seasons, including a program-best 56-5 record in 2017 and the Gophers' first No. 1 ranking in the USA Today/NFCA Coaches poll. She has compiled a 290-107 career record.

**Western Michigan | Thursday, Feb. 8 | 7:15 p.m. MT**

- In 2017, Western Michigan had a 25-29 overall record, going 11-13 in the Middle Atlantic Conference.
- This game will be the first meeting between the Cougars and Broncos.
- Kathy Leitke enters her 18th season at the helm of the Western Michigan program and 27th overall as a head coach. She has earned over 700 career wins.

**Nebraska | Friday, Feb. 9 | 2:15 p.m. MT**

- The Huskers finished 2017 with a 30-30 overall record, 13-10 in Big Ten play.
- Nebraska leads in the overall series against BYU, 7-4. The Cougars' last win over the Huskers came on a 12-1 victory in five innings on February 9, 2017, at the Puerto Vallarta College Challenge in Puerto Vallarta, Mexico.
- Head coach Rhonda Revelle has been at Nebraska for 25 seasons, compiling a 937-514 record.

**No. 25 Georgia | Friday, Feb. 9 | 7:45 p.m. MT**

- In 2017, Georgia finished the season with a 35-23 overall record, 6-18 in SEC play.
- The Bulldogs advanced to the Tallahassee Regional in 2017, where they beat Jacksonville State twice and dropped two games to Florida State.
- Georgia leads the overall series, 2-1. BYU most recently won 4-0 last year on February 23, 2017, in the Mary Nutter Collegiate Classic.
- Lu Harris-Champer enters her 18th season at the helm of Georgia softball. She has earned over 1,000 wins through 22 seasons as a head coach, including an 812-308 record with the Bulldogs.

**Oregon State | Saturday, Feb. 10 | 9:15 a.m. MT**

- The Beavers finished 2017 with a 28-27 overall record, 9-15 in Pac-12 competition.
- Oregon State qualified for the Waco Regional in 2017 but fell to James Madison and Kent State.
- OSU holds the advantage in the overall series with a 3-12 record. BYU traveled to Oregon State last year and swept the two-game series, 4-2 and 2-1, on March 31 and April 1, respectively.
- Head coach Laura Berg has been with the Beavers for five seasons, compiling an overall record of 136-128 during that time.

**BYU HITTING STREAKS**

PLAYER	SEASON	CURRENT	CAREER
Caitlyn Alldredge	-	-	9
Brielle Breland	-	-	4
Emilee Erickson	-	-	6
Ashley Godfrey	-	1	1
Allie Hancock	-	-	1
Rylee Jensen	-	-	5
Madison Merrell	-	-	4
Arissa Paulson	-	-	2
Alexa Strid	-	-	6
Libby Sugg	-	4	9
Lexi Tarrow	-	6	11
Brooke Vander Heide	-	-	5

**BYU ON-BASE STREAKS**

PLAYER	SEASON	CURRENT	CAREER
Caitlyn Alldredge	-	-	10
Brielle Breland	-	-	10
Emilee Erickson	-	1	7
Ashley Godfrey	3	1	3
Allie Hancock	-	-	4
Rylee Jensen	-	-	11
Madison Merrell	-	-	6
Arissa Paulson	-	-	2
Alexa Strid	-	-	11
Libby Sugg	-	4	10
Lexi Tarrow	-	6	13
Brooke Vander Heide	-	-	8

**HOW MANY GAMES WITH... 2018 CAREER**

**PERFECT HITTING %  
(MIN. 3 AB)**

Caitlyn Alldredge	5	6
Ashley Godfrey	1	1
Rylee Jensen	2	2
Madison Merrell	-	1
Alexa Strid	1	2
Libby Sugg	3	4

**3+ HITS**

Caitlyn Alldredge	5	6
Ashley Godfrey	1	1
Rylee Jensen	5	5
Madison Merrell	-	4
Alexa Strid	3	4
Libby Sugg	3	5
Lexi Tarrow	3	3

**3+ RBI**

Caitlyn Alldredge	6	9
Brielle Breland	2	2
Rylee Jensen	3	3
Madison Merrell	3	6
Alexa Strid	2	3
Libby Sugg	10	11
Lexi Tarrow	3	3

**2+ STOLEN BASES**

Allie Hancock	-	1
Alexa Strid	-	2
Lexi Tarrow	-	1

**LAST TIME BYU...**

Recorded 10-14 hits in a game	13 vs. Fordham (05/19/17)
Recorded 15-19 hits in a game	17 @ Santa Clara (05/06/17)
Recorded 20+ hits in a game	20 vs. Southern Utah (05/04/10)
Scored 10-14 runs	12 vs. Fordham (05/19/17)
Scored 15+ runs	19 @ Santa Clara (05/06/17)
Scored 10+ runs in an inning	11 @ Santa Clara (05/06/17)
Drew eight or more walks	9 @ LMU (04/08/17)
Stole five or more bases	5 @ Fresno State (03/11/17)
Hit five or more home runs	5 vs. UVU (04/26/17)
Hit 10+ home runs in a game	10 @ Utah Valley (04/16/08)
Had 3+ players with 3+ hits	Hofstedt, Broderick, St. Clair vs. Idaho St. (03/29/14)
Struck out 15+ batters	15 @ Fresno State (03/05/09)
Defeated a team ranked 11-25	4-3 vs. No. 11/13 Utah (03/22/17)
Defeated a team ranked 6-10	7-2 vs. No. 9 Cal Berkley (03/19/11)
Defeated a top 5 team	6-5 vs. No. 2/3 Oregon (03/25/14)
Lost to a top 5 team	1-0 @ No. 1/3 Oregon (03/30/17)
Lost a non-conference game at home	.5-6 (8) vs. Southern Utah (04/05/16)
Lost a conference game at home	1-5 vs. Loyola Marymount (04/09/16)
Won a run-rule game	12-1 (5) vs. Fordham (05/19/17)
Lost a run-rule game	14-0 (6) vs. No. 16/17 Utah (05/20/17)
Won an extra-inning game	8-6 (8) @ Fresno State (03/11/17)
Lost an extra-inning game	.5-6 (8) vs. Southern Utah (04/05/16)
Played an error-free game	Win vs. Fordham (05/19/17)
Didn't have a strikeout at the plate	vs. Oklahoma (03/12/16)
Multiple double plays	4 @ Utah Valley (04/07/15)
Triple play	vs. San Jose State (02/11/16)
Had back-to-back home runs	Libby Sugg and Ashley Thompson vs. San Diego (04/29/17)
Had back-to-back-to-back home runs	Fitu, Atagi, Hudson-Shamo vs. UNLV (05/05/11)
Had 3+ players with 3+ RBIs	Merrell, Sugg, Thompson @ Santa Clara (05/06/17)

**LAST TIME A BYU PLAYER...**

Recorded five or more hits	5, Ashley Thompson vs. Pacific (04/10/15)
Recorded 3 or more hits	3, Lauren Bell vs. Utah (05/20/17)
Hit 1.000 (min. 3 AB)	Lauren Bell (3/3) vs. Utah (05/20/17)
Scored four or more runs	4, Lauren Bell vs. Santa Clara (05/06/15)
Batted in five or more runs	5, Caitlyn Alldredge vs. San Diego (04/28/17)
Had a multi-home run game	2, Caitlyn Alldredge vs. San Diego (04/28/17)
Hit for the cycle	Never Happened
Hit a grand slam	Caitlyn Alldredge vs. San Diego (04/28/17)
Drew 4+ walks in a game	4, Jessica Dugas @ Utah Valley (05/02/12)
Stole 3+ bases in a game	3, Ashley Thompson vs. Miami (Ohio) (03/03/17)
Had a walk-off home run	Rylee Jensen vs. San Diego (04/28/17)
Had a walk-off hit	Lauren Bell fielder's choice vs. Wagner (03/16/17)

**LAST TIME A BYU PITCHER...**

Struck out 10+ batters	10, McKenna Bull @ Saint Mary's (05/13/17)
No walks (min. 4 IP)	McKenna Bull vs. Utah (05/19/17)
Threw a no-hitter	Kerisa Viramontes vs. Nevada (02/17/17)
Threw a perfect game	Hannah Howell vs. LMU (04/13/13)

**2018 RECORD WHEN...**

Overall	.0-0
Conference	.0-0
Non-Conference	.0-0
Home	.0-0
Away	.0-0
Neutral	.0-0
Day games	.0-0
Night games	.0-0
One Run Games	.0-0
Two Run Games	.0-0
Five or more run games	.0-0
Extra Inning games	.0-0
Shutouts	.0-0
Scoring 0-2 runs	.0-0
Scoring 3-5 runs	.0-0
Scoring 6-9 runs	.0-0
Scoring 10+ runs	.0-0
Opponent scores 0-2 runs	.0-0
Opponent scores 3-5 runs	.0-0
Opponent scores 6-9 runs	.0-0
Opponent scores 10+ runs	.0-0
BYU scores 1st inning	.0-0
Opponent scores 1st inning	.0-0
BYU scores first	.0-0
Opponent scores first	.0-0
BYU out-hits opponent	.0-0
Opponent out-hits BYU	.0-0
Equal number of hits	.0-0
BYU hits zero home runs	.0-0
BYU hits one home run	.0-0
BYU hits 2+ home runs	.0-0
Opponent hits zero home runs	.0-0
Opponent hits one home run	.0-0
Opponent hits 2+ home runs	.0-0
BYU has no errors	.0-0
BYU has one error	.0-0
BYU has 2+ errors	.0-0
Opponent has no errors	.0-0
Opponent has one error	.0-0
Opponent has 2+ errors	.0-0
Game tied after fifth inning	.0-0
BYU leads after fifth inning	.0-0
BYU trails after fifth inning	.0-0
Game tied after sixth inning	.0-0
BYU leads after sixth inning	.0-0
BYU trails after sixth inning	.0-0
Mercy rule games	.0-0
In February	.0-0
In March	.0-0
In April	.0-0
In May	.0-0
On Monday	.0-0
On Tuesday	.0-0
On Wednesday	.0-0
On Thursday	.0-0
On Friday	.0-0
On Saturday	.0-0
vs. left-handed starter	.0-0
vs. right-handed starter	.0-0

**2018 TEAM GAME HIGHS**

At Bats	.n/a
Runs scored	.n/a
Hits	.n/a
RBI's	.n/a
Doubles	.n/a
Triples	.n/a
Home runs	.n/a
Stolen bases	.n/a
Walks	.n/a
Total Bases	.n/a
Assists	.n/a
DPs turned	.n/a
Strikeouts	.n/a
Hits allowed	.n/a
Walks allowed	.n/a

**BYU IN THE NCAA**

**TEAM STAT RANKINGS**

(as of 06/06/17)

Category	Value (ranking)
Batting Average	0.324 (11)
Double Plays Per Game	0.25 (182)
Doubles Per Game	1.37 (52)
Earned Run Average	2.35 (38)
Fielding Percentage	0.979 (3)
Home Runs Per Game	0.95 (27)
On Base Percentage	0.414 (11)
Scoring	6.00 (14)
Slugging Percentage	0.515 (9)
Stolen Bases Per Game	1.20 (83)
Triples Per Game	0.31 (14)
WL Percentage	0.780 (14)

**INDIVIDUAL STAT RANKINGS**

(as of 06/06/17)

Category	Name, value (ranking)
Batting Average	Lexi Tarrow, 0.395 (74)
Hit by Pitch Per Game	Brielle Breland, 0.25 (54)
Hits Allowed Per 7 Innings	Arissa Paulson, 5.63 (91)
Home Runs Per Game	Libby Sugg, 0.22 (84)
On Base Percentage	Lexi Tarrow, 0.495 (48)
RBI Per Game	Libby Sugg, 0.97 (41)
Sacrifice Flies	Libby Sugg, 4 (51)
Slugging Percentage	Libby Sugg, 0.669 (76)
	Caitlyn Alldredge, 0.656 (89)
Strikeouts Per 7 Innings	Arissa Paulson, 6.66 (83)
Total Bases	Libby Sugg, 109 (86)
	Caitlyn Alldredge, 101 (141)

**OPPONENTS IN THE NCAA**

**STANFORD STAT RANKINGS**

(as of 06/06/17)

Category	Value (ranking)
Batting Average	0.271 (160)
Double Plays Per Game	0.33 (99)
Doubles Per Game	1.20 (118)
Earned Run Average	5.73 (268)
Fielding Percentage	0.964 (98)
Home Runs Per Game	0.43 (203)
Scoring	4.27 (128)
Slugging Percentage	0.378 (187)
Stolen Bases Per Game	0.16 (287)
Triples Per Game	0.16 (135)
WL Percentage	0.373 (227)

**WESTERN MICHIGAN STAT RANKINGS**

(as of 06/06/17)

Category	Value (ranking)
Batting Average	0.290 (74)
Double Plays Per Game	0.31 (120)
Doubles Per Game	1.39 (47)
Earned Run Average	3.33 (120)
Fielding Percentage	0.960 (142)
Home Runs Per Game	0.70 (79)
Scoring	4.46 (111)
Slugging Percentage	0.429 (69)
Stolen Bases Per Game	0.31 (268)
Triples Per Game	0.15 (149)
WL Percentage	0.463 (159)

**NEBRASKA STAT RANKINGS**

(as of 06/06/17)

Category	Value (ranking)
Batting Average	0.270 (163)
Double Plays Per Game	0.42 (44)
Doubles Per Game	1.34 (64)
Earned Run Average	4.37 (212)
Fielding Percentage	0.952 (218)
Home Runs Per Game	0.60 (117)
Scoring	4.25 (132)
Slugging Percentage	0.397 (139)
Stolen Bases Per Game	0.68 (199)
Triples Per Game	0.08 (254)
WL Percentage	0.453 (167)

**GEORGIA STAT RANKINGS**

(as of 06/06/17)

Category	Value (ranking)
Batting Average	0.338 (5)
Double Plays Per Game	0.16 (265)
Doubles Per Game	1.09 (171)
Earned Run Average	2.73 (70)
Fielding Percentage	0.954 (200)
Home Runs Per Game	0.48 (182)
Scoring	5.52 (26)
Slugging Percentage	0.453 (42)
Stolen Bases Per Game	1.81 (14)
Triples Per Game	0.26 (23)
WL Percentage	0.603 (69)

**OREGON STATE STAT RANKINGS**

(as of 06/06/17)

Category	Value (ranking)
Batting Average	0.294 (63)
Double Plays Per Game	0.31 (126)
Doubles Per Game	1.02 (201)
Earned Run Average	3.31 (118)
Fielding Percentage	0.947 (245)
Home Runs Per Game	0.67 (89)
Scoring	4.65 (89)
Slugging Percentage	0.414 (102)
Stolen Bases Per Game	0.85 (145)
Triples Per Game	0.11 (210)
WL Percentage	0.509 (132)



**FINAL 2017 WCC STANDINGS**

	WCC	Overall
<b>BYU</b>	<b>14-1</b>	<b>44-11</b>
Pacific	10-5	27-24
San Diego	8-7	22-22
Loyola Marymount	6-9	20-31
Santa Clara	4-11	12-35
Saint Mary's	3-12	17-31

**2017 WCC Player of the Year**  
Caitlyn Alldredge

**2017 Pitcher of the Year**  
McKenna Bull

**2017 WCC Co-Freshman of the Year**  
Rylee Jensen

**2017 WCC Coach of the Year**  
Gordon Eakin, BYU

**2017 WCC PLAYERS OF THE WEEK**

- Week 1 Madison Casiano, San Diego
- Week 2 **Rylee Jensen, BYU**
- Week 3 **Lexi Tarrow, BYU**
- Week 4 **Libby Sugg, BYU**
- Week 5 Sara Silveyra, San Diego
- Week 6 Amanda Dirks, LMU
- Week 7 Cassidy Gustafson, Pacific
- Week 8 **Caitlyn Alldredge, BYU**
- Week 9 Ellie Fisher, Santa Clara
- Week 10 **Caitlyn Alldredge, BYU**
- Week 11 Ralene Estrada, Pacific
- Week 12 **Rylee Jensen, BYU**
- Week 13 **Caitlyn Alldredge, BYU**
- Week 14 Taylor Spence, San Diego

**2017 WCC PITCHERS OF THE WEEK**

- Week 1 **McKenna Bull, BYU**
- Week 2 **Kerisa Viramontes, BYU**
- Week 3 Marissa Young, Pacific
- Week 4 **McKenna Bull, BYU**
- Week 5 **Arissa Paulson, BYU**
- Week 6 **McKenna Bull, BYU**
- Week 7 **McKenna Bull, BYU**
- Week 8 **McKenna Bull, BYU**
- Week 9 Megan Sabbatini, San Diego
- Week 10 **McKenna Bull, BYU**
- Week 11 Megan Sabbatini, San Diego
- Week 12 **McKenna Bull, BYU**
- Week 13 **McKenna Bull, BYU**
- Week 14 **McKenna Bull, BYU**

**2018 WCC PRESEASON POLL**

**2018 WCC Softball Preseason Poll**

Team (First Place Votes)	Points
<b>1. BYU (5)</b>	<b>25</b>
T2. Pacific (1)	19
T2. Loyola Marymount	19
4. San Diego	13
5. Saint Mary's	9
6. Santa Clara	5

**2017 All-WCC Preseason Softball Team**

Name	Institution	Year	Position
<b>Position Players</b>			
Nikki Alexander	Saint Mary's	Soph.	2B/SS
<b>Caitlyn Alldredge</b>	<b>BYU</b>	<b>Sr.</b>	<b>3B</b>
Brooke Christensen	LMU	Sr.	OF
Ellie Fisher	Santa Clara	Sr.	OF
<b>Rylee Jensen</b>	<b>BYU</b>	<b>So.</b>	<b>OF</b>
Sydney Lahners	Pacific	Sr.	1B
Hailey Reed	Pacific	So.	P/OF
Irma Sanchez	LMU	Sr.	C
Hailey Sparacino	Saint Mary's	Sr.	UT
Taylor Spence	San Diego	Jr.	OF
<b>Alexa Strid</b>	<b>BYU</b>	<b>Sr.</b>	<b>SS</b>
<b>Libby Sugg</b>	<b>BYU</b>	<b>Jr.</b>	<b>C</b>

**Pitchers**

Hannah Bandimere	LMU	Jr.	RHP
<b>Arissa Paulson</b>	<b>BYU</b>	<b>So.</b>	<b>RHP</b>
Marissa Young	Pacific	Sr.	RHP

**WCC TEAM STAT RANKINGS**  
(as of 05/22/17)

Category	Value (ranking)
Batting Average . . . . .	0.324 (1)
Double Plays Per Game . . . . .	0.25 (3)
Doubles Per Game . . . . .	1.37 (1)
Earned Run Average . . . . .	2.35 (1)
Fielding Percentage . . . . .	0.979 (1)
Home Runs Per Game . . . . .	0.95 (1)
On Base Percentage . . . . .	0.414 (1)
Scoring . . . . .	6.00 (1)
Slugging Percentage . . . . .	0.515 (1)
Stolen Bases Per Game . . . . .	1.20 (1)
Triples Per Game . . . . .	0.31 (1)
WL Percentage . . . . .	0.780 (1)

**WCC INDIVIDUAL STAT RANKINGS**  
(as of 05/22/17)

Category	Name, value (ranking)
Batting Average . . . . .	Lexi Tarrow, 0.395 (2)
Hit by Pitch Per Game . . . . .	Brielle Breland, 0.25 (1)
Hits Allowed Per 7 Innings . . . . .	Arissa Paulson, 5.63 (2)
Home Runs Per Game . . . . .	Libby Sugg, 0.22 (1)
On Base Percentage . . . . .	Lexi Tarrow, 0.495 (1)
RBI Per Game . . . . .	Libby Sugg, 0.97 (1)
Sacrifice Flies . . . . .	Libby Sugg, 4 (1)
Slugging Percentage . . . . .	Libby Sugg, 0.669 (1)
. . . . .	Caitlyn Alldredge, 0.656 (2)
Strikeouts Per 7 Innings . . . . .	Arissa Paulson, 6.66 (3)
Total Bases . . . . .	Libby Sugg, 109 (1)
. . . . .	Caitlyn Alldredge, 101 (2)

# GORDON EAKIN

**BYU HEAD COACH  
2003-PRESENT**

Eakin is entering his 16th season as the Cougars' head coach and his 19th season at BYU overall.

He was named head coach in July 2002 after working as an assistant coach since the softball program's inception in 2000. Since that time he has led the Cougars to five Mountain West Conference championships, one Western Athletic Conference tournament championship, three West Coast Conference championship and 12 NCAA tournament appearances.

The 2017 WCC Coach of the Year (fourth-consecutive year) has coached 13 All-Americans, 11 conference players of the year, five conference freshmen of the year, and five conference pitchers of the year during his tenure.

In 2010, Eakin guided the Cougars to 46 wins, the most in school history, as BYU advanced to the NCAA Super Regionals for the first time ever with wins over East Carolina and host Texas before ending its season at national runner-up Arizona. The Cougars finished second in the country in batting average, seventh in scoring and ninth in slugging percentage as a team.

Known as one of the best hitting coaches in the country, Eakin has helped BYU finish in the top-ten nationally seven times in slugging percentage, six times in home runs per game, four times in batting average and four times in scoring.

In addition to his duties at BYU, Eakin was also an assistant coach and hitting coach for the USA National Team in 2009. In the summer of 2010, Eakin helped guide the National Team to a 17-2 record as USA won the World Championship in Venezuela, the World Cup in Oklahoma and the Japan Cup championship in Sendai, Japan.

Before entering the coaching ranks, Eakin was a successful baseball and softball player. After playing collegiate baseball at the University of Utah, Eakin signed with the Oakland Athletics organization where he played for three years.

Eakin went on to join the United States All-Star team, playing in three U.S. Olympic sports festivals in 1986, 1993 and 1994, winning bronze, silver and gold, respectively. While on the team, Eakin was honored on the ISC All-World First Team and was an ASA All-American. He would later go on to play shortstop on the internationally ranked Larry H. Miller Toyota Fast Pitch team, eventually earning induction into the Utah Fast Pitch Hall of Fame in 1998.

Eakin is a native of Holladay, Utah, and graduated from Granite High. He currently resides in Sandy, Utah, and is married to Barbi. They are the parents of three children (Alicia, Ryan & Parker) and have five grandsons.



## EAKIN AT A GLANCE

- Record of 653-271 (.707) in 15 years as head coach
- Former USA National Team hitting coach
- Eight-time conference coach of the year (WCC: 2014-2017, PCSC 2013 and MWC: 2009, 2010 & 2011)
- Led BYU to WCC championships in 2014-2017, the 2013 PCSC championship and the WAC tournament championship in 2012
- Guided Cougars to five Mountain West Conference championships (2005, 2007, 2009, 2010, 2011) while never finishing lower than third in the conference
- Led BYU to first-ever NCAA Super Regional appearance in 2010 and 13-straight NCAA tournament appearances overall
- Coached 13 All-Americans
- Coached 11 conference players of the year, five conference freshmen of the year and five conference pitchers of the year
- Coached 28 All-Region performers, 46 all-conference performers
- Guided BYU to top-10 national finishes in slugging percentage seven times, home runs per game six times, batting average four times and scoring four times
- Coached two players who would go on to play professionally, including MWC Player of the Year Angeline Quiocho who finished first in the nation in home runs per game and RBI per game in 2010

## EAKIN COACHING RECORD

YEAR	Overall Record	CONF.	CONF. FINISH	NCAA
2003	36-17	10-7	3rd/MWC	-
2004	34-18	11-8	3rd/MWC	-
2005	45-14	16-2	1st/MWC	1-2
2006	43-22	16-7	2nd/MWC	1-2
2007	43-20	17-4	1st/MWC	2-2
2008	44-20	14-6	2nd/MWC	1-2
2009	40-18	12-2	1st/MWC	2-2
2010	46-13	12-3	1st/MWC	3-2
2011	40-18	11-2	1st/MWC	2-2
2012	45-15	15-4	1st/WAC	2-2
2013	33-25	19-5	1st/PCSC	0-2
2014	34-23	12-2	1st/WCC	1-2
2015	40-14	13-2	1st/WCC	1-2
2016	36-21	12-3	1st/WCC	1-2
2017	46-13	14-1	1st/WCC	2-2
<b>TOTAL</b>	<b>605-271 (.690)</b>	<b>204-58</b>	<b>-</b>	<b>19-26</b>

(16th Season)



## PETE MEREDITH

**BYU ASSISTANT COACH  
2014-PRESENT**

### Coaching Experience

The Pitching Academy

### Playing Career

- Played professional men's fastpitch for Sportsman Enterprises, Dave Frye Plastering, Farm Tavern, Trans Aire International and Larry Miller Toyota
- Meredith pitched in a record 23-consecutive International Softball Congress World Tournaments

- Set records for most tournament wins (61), no hitters (8), strikeouts in a tournament (100) and strikeouts in a game (21)
- Named to the All-World Team seven times
- Inducted into the ASA/USA National Softball Hall of Fame in 2016 and into the International Softball Congress Hall of Fame in 2007
- Holds the record for most wins in ASA national championship play, compiling a 55-27 record before retiring from Major competition in 2002.
- Tied for most wins in one Men's Major National Championship with eight in 1988 for Trans-Aire of Elkhart, Ind. and is the record holder for most IP in one national tourney (88) in that same national championship.

### Personal

- Native of Dunedin, New Zealand
- He and wife Angie have one daughter



## AJ TAUALI'I

**BYU ASSISTANT COACH  
2017-PRESENT**

### Coaching Experience

- Hitting coach at the Girls of Garciaparra Baseball Group Training Academy in Southern California
- Has coached private lessons for 10 years

### Playing Career

- Played first base for Hawai'i from 2007-10
- One of four team captains in 2010 as Hawai'i advanced to the Women's College World Series
- Hit 18 of the team's 158 home runs in 2010, a national record, and finished the season batting .298
- Received All-Western Athletic First and Second Team honors in 2009 and 2010, respectively
- Named to the National Fastpitch Coaches Association All-West Region Team in 2009

### Education

- Bachelor of Science in Sociology, University of Hawai'i (2011)

### Personal

- Native of Torrance, California
- Served an LDS mission in Eugene, Oregon
- Younger sister Coco Tauali'i Bond played softball for BYU from 2013-16
- Younger sister Brooke Soon played volleyball for BYU from 2007-10



## KEVIN JENSEN

**BYU VOLUNTEER ASSISTANT COACH  
2016-PRESENT**

### Coaching Experience

- Asst. baseball coach at Southern Utah
- Assistant baseball coach at Northridge High
- Assistant softball coach at Clearfield High
- Head softball coach at Layton High
- Head softball coach for Utah Express 14, 16 and 18 & under

- Utah Firebirds 18 & under at the ASA National Softball Championships
- Private softball and baseball instructor

### Playing Career

- Played with the Cincinnati Reds
- Kansas City Royals Baseball Academy nominee
- Played baseball at Utah, Southern Utah and Weber State

### Personal

- Served an LDS mission in Ontario, Canada
- Niece Tracee Hoch Heaton played softball at BYU in 2006-07
- Wife is Suzi Miya Jensen and has three children and four grandchildren



No.	Name	Pos.	B/T	Ht.	Yr.	Hometown (Previous School)
18	Caitlyn Alldredge	3B, OF	R/R	5-10	Sr.	Centerville, UT/Viewmont HS
11	Morgan Bevell	C	R/R	5-10	Fr.	Issaquah, WA/Issaquah HS
12	Brielle Breland	INF, OF	R/R	5-8	Sr.	Mesa, AZ/Grand Canyon University
3	Marissa Chavez	SS, 2B	R/R	5-6	Fr.	Covina, CA/Charter Oaks HS
55	Martha Epenesa	3B	R/R	5-9	Fr.	Moreno Valley, CA/Valley View HS
8	Emilee Erickson	C	R/R	5-10	Jr.	Phoenix, AZ/Sandra Day O'Connor HS
13	Bridget Fleener	1B, C	L/R	5-6	Fr.	Camarillo, CA/Camarillo HS
6	Ashley Godfrey	OF, C	R/R	5-6	Jr.	Buckeye, AZ/Estrella Foothills HS
27	Allie Hancock	OF	R/R	5-10	Jr.	Gilbert, AZ/Basha HS
2	Rylee Jensen	OF	L/L	5-8	So.	Idaho Falls, ID/Skyline HS
22	Madison Merrell	OF	R/R	5-8	Sr.	Queen Creek, AZ/Queen Creek HS
17	Erin Miklus	2B	L/R	5-2	Fr.	Altoona, IA/Southeast Polk HS
20	Autumn Moffat	P	R/R	5-10	Fr.	Eagle, ID/Eagle HS
7	Arianna Paulson	P, 1B	R/R	5-8	Sr.	Payson, AZ/Payson HS
10	Arissa Paulson	P, 1B	R/R	5-10	So.	Payson, AZ/Brightmont Academy
24	Olivia Sanchez	P, 1B	R/R	5-7	Jr.	Murrieta, CA/Murrieta Valley HS
16	Alexa Strid	SS	R/R	5-8	Sr.	Stephens City, VA/Karl Maeser Academy
21	Libby Sugg	C	R/R	5-7	Jr.	Franklin, TN/Franklin HS
26	Lexi Tarrow	OF	L/R	5-8	Jr.	Olympia, WA/A.G. West Black Hills HS
1	Brooke Vander Heide	OF	L/L	5-7	So.	Sandy, UT/Alta HS
33	Kerisa Viramontes	P	R/R	5-5	So.	Norco, CA/Norco HS

**Head Coach:** Gordon Eakin (16th year)

**Assistant Coach:** Pete Meredith (5th year)

**Assistant Coach:** AJ Tauali'i (1st year)

**Assistant Coach:** Kevin Jensen (3rd year)

**Athletic Trainer:** Kenzi Booth (1st year)

**Softball Operations:** Bridget Bergstrom (1st year)

**Pronunciation Guide:**

Brielle Breland	Bree-el brEE-land	Arianna Paulson	AR-ee-aw-nuh
Marissa Chavez	Chaw-vehz	Alexa Strid	Stri-d
Martha Epenesa	Epp-eh-neh-suh	Lexi Tarrow	tehr-oh
Madison Merrell	mare-el	Brooke Vander Heide	Hide
Erin Miklus	Mick-lus	Kerisa Viramontes	Kerr-issa Veer-a-mont-es
Gordon Eakin	EE-kin	AJ Tauali'i	Tau-AH-lee-EE

**SENIORS (5)**

Caitlyn Alldredge  
Brielle Breland  
Madison Merrell  
Arianna Paulson  
Alexa Strid

**JUNIORS (6)**

Emilee Erickson  
Ashley Godfrey  
Allie Hancock  
Olivia Sanchez  
Libby Sugg  
Lexi Tarrow

**SOPHOMORES (4)**

Rylee Jensen  
Arissa Paulson  
Brooke Vander Heide  
Kerisa Viramontes

**FRESHMEN (6)**

Morgan Bevell  
Marissa Chavez  
Martha Epenesa  
Bridget Fleener  
Erin Miklus  
Autumn Moffat

**MARRIED (1)**

Caitlyn Alldredge

**PITCHERS (5)**

Autumn Moffat  
Arianna Paulson  
Arissa Paulson  
Olivia Sanchez  
Kerisa Viramontes

**CATCHERS (4)**

Morgan Bevell  
Emilee Erickson  
Bridget Fleener  
Libby Sugg

**INFIELDERS (13)**

Caitlyn Alldredge  
Brielle Breland  
Marissa Chavez  
Martha Epenesa  
Bridget Fleener  
Allie Hancock  
Erin Miklus  
Autumn Moffat  
Arianna Paulson  
Arissa Paulson  
Alexa Strid  
Olivia Sanchez

**OUTFIELDERS (8)**

Brielle Breland  
Ashley Godfrey  
Rylee Jensen  
Madison Merrell  
Alexa Strid  
Lexi Tarrow  
Brooke Vander Heide

**ARIZONA (7)**

Brielle Breland  
Emilee Erickson  
Ashley Godfrey  
Allie Hancock  
Madison Merrell  
Arianna Paulson  
Arissa Paulson

**CALIFORNIA (4)**

Martha Epenesa  
Bridget Fleener  
Olivia Sanchez  
Kerisa Viramontes

**IDAHO (2)**

Rylee Jensen  
Autumn Moffat

**IOWA (1)**

Erin Miklus

**TENNESSEE (1)**

Libby Sugg

**UTAH (2)**

Caitlyn Alldredge  
Brooke Vander Heide

**VIRGINIA (1)**

Alexa Strid

**WASHINGTON (1)**

Morgan Bevell



### Brooke Vander Heide • 1

5-7 • Sophomore • OF • L/L • Sandy, Utah • Alta HS  
Career Stats

Season	GP	GS	AB	R	H	2B	3B	HR	RBI	BB	SO	SB	CS	SF	SH	HBP	AVG	SLG	OBP	PO	A	E	FLD
2017	48	40	94	25	32	3	1	0	14	12	17	10	0	0	3	1	.340	.394	.421	23	2	0	1.000
2018	0	0	0	0	0	0	0	0	0	0	0	0	0	0	0	0	0	0	0	0	0	0	0
CAREER	48	40	94	25	32	3	1	0	14	12	17	10	0	0	3	1	.340	.394	.421	23	2	0	1.000

**Notable**

- Hit .714 during her senior season in high school
- Her 214 career hits is a Utah high school record
- Four-year letterwinner in volleyball
- Named to 2017 WCC Commissioner's Silver Honor Roll
- 2017 NFCA All-America Scholar-Athlete

**Records**


**SEASON HIGHS**

- At Bats** --
- Runs** --
- Hits** --
- RBI** --
- Walks** --
- Stolen Bases** --
- Batting Average (min. 3 AB)** --
- Slugging Percentage (min. 3 AB)** --

**CAREER HIGHS**

- At Bats** 3 16 times, last @ Utah (5/19/17)
- Runs** 2 three times, last vs. San Diego (4/28/17)
- Hits** 2 five times, last @ SCU (5/5/17)
- RBI** 2 three times, last vs. UVU (5/8/17)
- Walks** 3 vs. Detroit Mercy (3/3/17)
- Stolen Bases** 1 10 times, last @ Mississippi State (5/18/17)
- Batting Average (min. 3 AB)** .667 four times, last vs. USD (4/28/17)
- Slugging Percentage (min. 3 AB)** 1.333 @ SUU (4/11/17)

**Season Highlights**



### Rylee Jensen • 2

5-8 • Sophomore • OF • L/L • Idaho Falls, Idaho • Skyline HS  
Career Stats

Season	GP	GS	AB	R	H	2B	3B	HR	RBI	BB	SO	SB	CS	SF	SH	HBP	AVG	SLG	OBP	PO	A	E	FLD
2017	55	53	160	40	54	11	1	6	34	28	16	7	3	1	4	3	.338	.531	.443	69	2	0	1.000
2018	0	0	0	0	0	0	0	0	0	0	0	0	0	0	0	0	0	0	0	0	0	0	0
CAREER	55	53	160	40	54	11	1	6	34	28	16	7	3	1	4	3	.356	.531	.443	69	2	0	1.000

**Notable**

- 2016 Skyline Player of the Year
- Four-year letterwinner in basketball
- 2017 NFCA All-Pacific Region Third Team
- WCC Co-Freshman of the Year
- All-WCC First Team
- Two-time WCC Player of the Week

**Records**



**SEASON HIGHS**

- At Bats** --
- Runs** --
- Hits** --
- RBI** --
- Walks** --
- Stolen Bases** --
- Batting Average (min. 3 AB)** --
- Slugging Percentage (min. 3 AB)** --

**CAREER HIGHS**

- At Bats** 4 15 times, last @ Utah (5/19/17)
- Runs** 3 four times, last @ SCU (5/6/17)
- Hits** 4 vs. Nebraska (2/9/17)
- RBI** 5 vs. San Diego (4/28/17)
- Walks** 2 six times, last vs. San Diego (4/28/17)
- Stolen Bases** 1 seven times, last @ Saint Mary's (5/13/17)
- Batting Average (min. 3 AB)** 1.000 twice, last @ Saint Mary's (5/13/17)
- Slugging Percentage (min. 3 AB)** 2.000 vs. San Diego (4/28/17)

**Season Highlights**



### Marissa Chavez • 3

5-6 • Freshman • SS, 2B • R/R • Covina, California • Charter Oaks HS  
Career Stats

Season	GP	GS	AB	R	H	2B	3B	HR	RBI	BB	SO	SB	CS	SF	SH	HBP	AVG	SLG	OBP	PO	A	E	FLD
2018	0	0	0	0	0	0	0	0	0	0	0	0	0	0	0	0	0	0	0	0	0	0	0
CAREER	0	0	0	0	0	0	0	0	0	0	0	0	0	0	0	0	0	0	0	0	0	0	0

**Notable**

- Four-year varsity starter
- Won the Silver Slugger Award

**Records**


**SEASON HIGHS**

- At Bats** --
- Runs** --
- Hits** --
- RBI** --
- Walks** --
- Stolen Bases** --
- Batting Average (min. 3 AB)** --
- Slugging Percentage (min. 3 AB)** --

**CAREER HIGHS**

- At Bats** --
- Runs** --
- Hits** --
- RBI** --
- Walks** --
- Stolen Bases** --
- Batting Average (min. 3 AB)** --
- Slugging Percentage (min. 3 AB)** --

**Season Highlights**





**Ashley Godfrey • 6**

5-6 • Junior • OF, C • R/R • Buckeye, Arizona • Estrella Foothills HS

Career Stats

Season	GP	GS	AB	R	H	2B	3B	HR	RBI	BB	SO	SB	CS	SF	SH	HBP	AVG	SLG	OBP	PO	A	E	FLD
2015	9	0	7	3	3	0	0	0	0	0	1	0	0	0	0	0	.429	.429	.429	1	0	0	1.000
2017	15	1	10	3	4	0	0	0	2	1	0	1	0	0	0	1	.400	.400	.500	19	4	0	1.000
2018	0	0	0	0	0	0	0	0	0	0	0	0	0	0	0	0	0	0	0	0	0	0	0
CAREER	24	1	17	6	7	0	0	0	2	1	1	1	0	0	0	1	.412	.412	.474	20	4	0	1.000

**Notable**

- Majoring in exercise and wellness
- Arizona Interscholastic Association All-State First Team 2010-12
- Lettered in volleyball and soccer, All-Section Second Team in soccer in 2013-14

**Records**


**SEASON HIGHS**

- At Bats** --
- Runs** --
- Hits** --
- RBI** --
- Walks** 1 --
- Stolen Bases** --
- Batting Average (min. 3 AB)** --
- Slugging Percentage (min. 3 AB)** --

**CAREER HIGHS**

- At Bats** 3 twice, last vs. Detroit Mercy (3/3/17)
- Runs** 2 vs. Texas A&M (2/20/15)
- Hits** 3 vs. Detroit Mercy (3/3/17)
- RBI** 1 twice, last vs. Detroit Mercy (3/3/17)
- Walks** 1 vs. Miami (3/3/17)
- Stolen Bases** 1 vs. Nebraska (2/9/17)
- Batting Average (min. 3 AB)** 1.000 vs. Detroit Mercy (3/3/17)
- Slugging Percentage (min. 3 AB)** 1.000 vs. Detroit Mercy (3/3/17)

**Season Highlights**



**Arianna Paulson • 7**

5-7 • Senior • P, 1B • R/R • Payson, Arizona • Payson HS

Career Stats

Season	GP	GS	W	L	CG	SHO	SV	IP	H	R	ER	BB	SO	2B	3B	HR	AB	HBP	AVG	ERA
2015	14	5	2	3	1	0	0	36.1	49	45	39	44	34	8	0	0	153	9	.320	7.51
2016	11	1	2	0	1	0	0	23.2	30	31	26	38	30	4	0	4	99	1	.303	7.69
2017	12	3	3	1	1	1	2	26.1	27	19	17	18	18	3	0	3	101	5	.267	4.52
2018	0	0	0	0	0	0	0	0	0	0	0	0	0	0	0	0	0	0	0	0
CAREER	37	9	7	3	3	1	2	85.4	106	95	82	100	82	15	0	7	353	15	.297	6.57

**Notable**

- Younger sister Arissa is on the team
- Brother Sterling played rugby at BYU from 2012-14
- Great-grandfather played for the Washington Redskins
- Salutatorian of her high school class
- Also played volleyball and basketball

**Records**


**SEASON HIGHS**

- Strikeouts** --
- ERA (min. 4 IP)** --
- Innings Pitched** --
- Opponent Batting Average (min. 4 IP)** --
- Earned Runs** --
- Hits** --
- Walks** --
- At Bats** --

**CAREER HIGHS**

- Strikeouts** 7 @ San Diego (5/14/16)
- ERA (min. 4 IP)** .00 vs. Detroit Mercy (3/3/17)
- Innings Pitched** 7.0 @ San Diego (5/14/16)
- Opponent Batting Average (min. 4 IP)** .160 @ San Diego (5/14/16)
- Earned Runs** 7 vs. Tennessee (2/11/16)
- Hits** 8 vs. San Jose State (2/5/16)
- Walks** 9 vs. California (2/6/15)
- At Bats** 25 @ San Diego (5/14/16)

**Season Highlights**



**Emilee Erickson • 8**

5-10 • Junior • C • R/R • Phoenix, Arizona • Sandra Day O'Connor HS

Career Stats

Season	GP	GS	AB	R	H	2B	3B	HR	RBI	BB	SO	SB	CS	SF	SH	HBP	AVG	SLG	OBP	PO	A	E	FLD
2016	31	25	75	11	21	4	0	3	12	4	20	0	1	0	3	3	.280	.453	.341	116	15	2	.985
2017	10	5	16	3	1	0	0	0	0	1	3	0	0	0	0	2	.063	.063	.211	36	1	0	1.000
2018	0	0	0	0	0	0	0	0	0	0	0	0	0	0	0	0	0	0	0	0	0	0	0
CAREER	41	30	91	14	22	4	0	3	12	5	23	0	1	0	3	5	.242	.385	.317	152	16	2	.988

**Notable**

- 21st member of her family to attend BYU
- Brother Brendon played baseball for BYU in 2013
- Captain of her team that won the 2015 Division I State Championship
- Voted Female Athlete of the Year at her high school

**Records**


**SEASON HIGHS**

- At Bats** --
- Runs** --
- Hits** --
- RBI** --
- Walks** --
- Stolen Bases** --
- Batting Average (min. 3 AB)** --
- Slugging Percentage (min. 3 AB)** --

**CAREER HIGHS**

- At Bats** 4 three times, last @ Utah (3/15/16)
- Runs** 2 twice, last vs. Santa Clara (5/6/16)
- Hits** 2 four times, last vs. Santa Clara (5/6/16)
- RBI** 2 vs. Southern Utah (4/5/16)
- Walks** 1 five times, last vs. Detroit Mercy (3/3/17)
- Stolen Bases** --
- Batting Average (min. 3 AB)** .667 twice, last vs. Santa Clara (5/6/16)
- Slugging Percentage (min. 3 AB)** 1.667 vs. Santa Clara (5/6/16)

**Season Highlights**





## Arissa Paulson • 10

5-10 • Sophomore • P, 1B • R/R • Payson, Arizona • Brightmont Academy

### Career Stats

Season	GP	GS	W	L	CG	SHO	SV	IP	H	R	ER	BB	SO	2B	3B	HR	AB	HBP	AVG	ERA
2017	25	20	11	3	9	2	1	99.2	82	43	41	59	97	17	3	3	363	4	.226	3.72
2018	0	0	0	0	0	0	0	0	0	0	0	0	0	0	0	0	0	0	0	0
CAREER	25	20	11	3	9	2	1	99.2	82	43	41	59	97	17	3	3	363	4	.226	3.72

### Notable

- Older sister Arianna is on the team
- Brother Sterling played rugby at BYU from 2012-14
- Great-grandfather played for the Washington Redskins
- Arizona Gatorade Softball Player of the Year for 2014-15
- Also played soccer and basketball

### Records

#### SEASON HIGHS

**At Bats** --

**Runs** --

**Hits** --

**RBI** --

**Walks** --

**Stolen Bases** --

**Batting Average (min. 3 AB)** --

**Slugging Percentage (min. 3 AB)** --

**AB** --

#### CAREER HIGHS

**Strikeouts** 9 vs. UVU (5/8/17)

**ERA (min. 4 IP)** .00 twice, last vs. SUU (4/19/17)

**Innings Pitched** 7.0 five times, last vs. SUU (4/19/17)

**Opponent Batting Average (min. 4 IP)** .045 vs. SUU (4/19/17)

**Earned Runs** 7 vs. Arizona (2/23/17)

**Hits** 9 @ UCLA (3/25/17)

**Walks** 6 twice, last vs. Arizona (2/23/17)

**At Bats** 24 twice, last vs. Dartmouth (3/24/17)

(3/24/17)

### Season Highlights



## Morgan Bevell • 11

5-10 • Freshman • C • R/R • Issaquah, Washington • Issaquah HS

### Career Stats

Season	GP	GS	AB	R	H	2B	3B	HR	RBI	BB	SO	SB	CS	SF	SH	HBP	AVG	SLG	OBP	PO	A	E	FLD
2018	0	0	0	0	0	0	0	0	0	0	0	0	0	0	0	0	0	0	0	0	0	0	0
CAREER	0	0	0	0	0	0	0	0	0	0	0	0	0	0	0	0	0	0	0	0	0	0	0

### Notable

- Four-year starter on varsity
- Team captain and overall MVP in 2016
- Three-year scholar athlete
- Hopes to pursue a degree in the medical field
- Her dad is the offensive coordinator for the Seattle Seahawks

### Records

#### SEASON HIGHS

**At Bats** --

**Runs** --

**Hits** --

**RBI** --

**Walks** --

**Stolen Bases** --

**Batting Average (min. 3 AB)** --

**Slugging Percentage (min. 3 AB)** --

**AB** --

#### CAREER HIGHS

**At Bats** --

**Runs** --

**Hits** --

**RBI** --

**Walks** --

**Stolen Bases** --

**Batting Average (min. 3 AB)** --

**Slugging Percentage (min. 3 AB)** --

**AB** --

### Season Highlights



## Brielle Breland • 12

5-8 • Senior • INF, OF • R/R • Mesa, Arizona • Grand Canyon University

### Career Stats

Season	GP	GS	AB	R	H	2B	3B	HR	RBI	BB	SO	SB	CS	SF	SH	HBP	AVG	SLG	OBP	PO	A	E	FLD
2017	53	44	108	29	31	6	2	5	29	10	20	7	1	0	3	13	.287	.519	.412	37	3	2	.952
2018	0	0	0	0	0	0	0	0	0	0	0	0	0	0	0	0	0	0	0	0	0	0	0
CAREER	53	44	108	29	31	6	2	5	29	10	20	7	1	0	3	13	.287	.519	.412	37	3	2	.952

### Notable

- Team captain this season
- 2017 All-WCC Second Team
- WCC Commissioner's Silver Honor Roll
- Transfer from Grand Canyon University
- Had a .353 career batting average at GCU
- All-WAC second team
- Four-year letterwinner in volleyball in high school

### Records

#### SEASON HIGHS

**At Bats** --

**Runs** --

**Hits** --

**RBI** --

**Walks** --

**Stolen Bases** --

**Batting Average (min. 3 AB)** --

**Slugging Percentage (min. 3 AB)** --

**AB** --

#### CAREER HIGHS

**At Bats** 4 vs. UVU (4/26/17)

**Runs** 2 four times, last @ Saint Mary's (5/12/17)

**Hits** 2 six times, last @ Saint Mary's (5/12/17)

**RBI** 3 twice, last vs. Grand Canyon (5/3/17)

**Walks** 2, vs. St. Mary's (5/13/17)

**Stolen Bases** 1 seven times, last @ SCU (5/13/17)

**Batting Average (min. 3 AB)** .667

five times, last vs. Mississippi St. (5/5/17)

**Slugging Percentage (min. 3 AB)**

2.333 @ LMU (2/7/17)

### Season Highlights



**Bridget Fleener • 13**

5-6 • Freshman • 1B, C • L/R • Camarillo, California • Camarillo HS

Career Stats

Season	GP	GS	AB	R	H	2B	3B	HR	RBI	BB	SO	SB	CS	SF	SH	HBP	AVG	SLG	OBP	PO	A	E	FLD
2018	0	0	0	0	0	0	0	0	0	0	0	1	0	0	0	0	0	0	0	0	0	0	0
CAREER	0	0	0	0	0	0	0	0	0	0	0	0	0	0	0	0	0	0	0	0	0	0	0

**Notable**

- Four-year starter on varsity
- Named ACHS Offensive Player of the Year in 2014, 2015 and 2016
- Plans to major in exercise science

**Records**

**SEASON HIGHS**

- At Bats --
- Runs --
- Hits --
- RBI --
- Walks --
- Stolen Bases --
- Batting Average (min. 3 AB) --
- Slugging Percentage (min. 3 AB) --

**CAREER HIGHS**

- At Bats --
- Runs --
- Hits --
- RBI --
- Walks --
- Stolen Bases --
- Batting Average (min. 3 AB) --
- Slugging Percentage (min. 3 AB) --

**Season Highlights**



**Alexa Strid • 16**

5-8 • Senior • SS • R/R • Stephens City, Virginia • Karl Maeser Academy

Career Stats

Season	GP	GS	AB	R	H	2B	3B	HR	RBI	BB	SO	SB	CS	SF	SH	HBP	AVG	SLG	OBP	PO	A	E	FLD
2015	49	47	115	23	26	5	0	2	12	12	17	3	1	0	6	4	.226	.322	.321	58	75	15	.899
2016	47	44	122	20	40	7	2	5	21	16	16	1	0	3	3	1	.328	.541	.401	30	14	3	.936
2017	59	59	161	28	51	10	3	5	32	20	14	5	1	1	8	1	.317	.509	.393	78	95	8	.956
2018	0	0	0	0	0	0	0	0	0	0	0	0	0	0	0	0	0	0	0	0	0	0	0
CAREER	155	150	398	71	117	22	5	12	65	48	47	9	2	4	17	6	.290	.460	.371	160	176	25	.931

**Notable**

- Team captain this season
- All-WCC First Team in 2016 and 2017
- Redshirt senior (redshirted in 2014)
- Led the Georgia East Cobb Bullets to a top 5 finish at the 2013 18-U Premier Nationals

**Records**

**SEASON HIGHS**

- At Bats --
- Runs --
- Hits --
- RBI --
- Walks --
- Stolen Bases --
- Batting Average (min. 3 AB) --
- Slugging Percentage (min. 3 AB) --

**CAREER HIGHS**

- At Bats 5 twice, last @ San Diego (5/13/16)
- Runs 3 @ Santa Clara (5/6/17)
- Hits 3 three times, last vs. San Diego (4/28/17)
- RBI 4 twice, last vs. Pacific (4/14/17)
- Walks 2 eight times, last @ SCU (5/6/17)
- Stolen Bases 2 twice, last @ Saint Mary's (5/13/17)
- Batting Average (min. 3 AB) 1.000 twice, last vs. San Diego (4/28/17)
- Slugging Percentage (min. 3 AB) 2.333 vs. Pacific (4/15/17)

**Season Highlights**



**Erin Miklus • 17**

5-2 • Freshman • 2B • L/R • Altoona, Iowa • Southeast Polk HS

Career Stats

Season	GP	GS	AB	R	H	2B	3B	HR	RBI	BB	SO	SB	CS	SF	SH	HBP	AVG	SLG	OBP	PO	A	E	FLD
2018	0	0	0	0	0	0	0	0	0	0	0	0	0	0	0	0	0	0	0	0	0	0	0
CAREER	0	0	0	0	0	0	0	0	0	0	0	0	0	0	0	0	0	0	0	0	0	0	0

**Notable**

- Two of her brothers wrestle for Mizzou
- Has cousins that played softball at Drake, Iowa and Hartburg College
- National Honor Society
- All-Academic Award
- Plans to study psychology

**Records**

**SEASON HIGHS**

- At Bats --
- Runs --
- Hits --
- RBI --
- Walks --
- Stolen Bases --
- Batting Average (min. 3 AB) --
- Slugging Percentage (min. 3 AB) --

**CAREER HIGHS**

- At Bats --
- Runs --
- Hits --
- RBI --
- Walks --
- Stolen Bases --
- Batting Average (min. 3 AB) --
- Slugging Percentage (min. 3 AB) --

**Season Highlights**



### Caitlyn Alldredge • 18

5-10 • Senior • 3B • R/R • Centerville, Utah • Viewmont HS

Career Stats

Season	GP	GS	AB	R	H	2B	3B	HR	RBI	BB	SO	SB	CS	SF	SH	HBP	AVG	SLG	OBP	PO	A	E	FLD
2015	17	5	26	5	5	0	0	1	4	1	8	0	0	0	1	1	.192	.308	.250	13	12	2	.926
2016	52	48	128	12	32	4	1	2	15	16	33	2	1	2	1	2	.250	.344	.338	55	3	4	.935
2017	59	59	154	45	53	12	3	10	42	19	27	5	1	2	6	2	.344	.656	.418	48	123	4	.977
2018	0	0	0	0	0	0	0	0	0	0	0	0	0	0	0	0	0	0	0	0	0	0	0
CAREER	128	112	308	62	90	16	4	13	61	36	68	7	2	4	8	5	.262	.436	.335	116	138	10	.946

**Notable**

- Team captain this season
- 2017 NFCA All-Pacific Region First Team
- WCC Player of the Year, All-WCC First Team
- Only married player on this year's roster
- Brother Biss Larsen played baseball for Utah
- Lettered all four years in softball and baseball

**Records**

**SEASON HIGHS**

**At Bats** --

**Runs** --

**Hits** --

**RBI** --

**Walks** --

**Stolen Bases** --

**Batting Average (min. 3 AB)** --

**Slugging Percentage (min. 3 AB)** --

**SEASON HIGHS**

**At Bats** 5 vs. Mount St. Mary's (3/3/16)

**Runs** 3 three times, last @ SCU (5/6/17)

**Hits** 3 six times, last @ SCU (5/6/17)

**RBI** 5 vs. San Diego (4/28/16)


**Walks** 3 @ Utah (3/15/16)

**Stolen Bases** 1 seven times, last vs. Mississippi St. (5/18/17)

**Batting Average (min. 3 AB)** 1.000 six times, last @ SCU (5/6/17)

**Slugging Percentage (min. 3 AB)** 3.000 vs. San Diego (4/28/17)

**Season Highlights**



### Autumn Moffat • 20

5-10 • Freshman • P, 1B • R/R • Eagle, Idaho • Eagle HS

Career Stats

Season	GP	GS	AB	R	H	2B	3B	HR	RBI	BB	SO	SB	CS	SF	SH	HBP	AVG	SLG	OBP	PO	A	E	FLD
2018	0	0	0	0	0	0	0	0	0	0	0	0	0	0	0	0	0	0	0	0	0	0	0
CAREER	0	0	0	0	0	20	0	0	0	0	0	0	0	0	0	0	0	0	0	0	0	0	0

**Notable**

- Her dad played football at BYU while her brother was a cheerleader here
- Three-time state champion pitcher
- Two-time 5A pitcher of the year
- Wants to study nursing

**Records**

**SEASON HIGHS**

**At Bats** --

**Runs** --

**Hits** --

**RBI** --

**Walks** --

**Stolen Bases** --

**Batting Average (min. 3 AB)** --

**Slugging Percentage (min. 3 AB)** --

**CAREER HIGHS**

**At Bats** --

**Runs** --

**Hits** --

**RBI** --


**Walks** --

**Stolen Bases** --

**Batting Average (min. 3 AB)** --

**Slugging Percentage (min. 3 AB)** --

**Season Highlights**



### Libby Sugg • 21

5-7 • Junior • C • R/R • Franklin, Tennessee • Franklin HS

Career Stats

Season	GP	GS	AB	R	H	2B	3B	HR	RBI	BB	SO	SB	CS	SF	SH	HBP	AVG	SLG	OBP	PO	A	E	FLD
2016	57	57	163	30	52	10	1	18	58	37	33	0	1	1	0	1	.319	.724	.446	288	15	4	.987
2017	58	57	163	30	58	12	0	13	56	18	22	4	0	4	5	2	.356	.669	.417	315	16	2	.994
2018	0	0	0	0	0	0	0	0	0	0	0	0	0	0	0	0	0	0	0	0	0	0	0
CAREER	115	114	326	60	110	22	1	31	114	55	55	4	1	5	5	3	.338	.697	.432	603	31	6	.991

**Notable**

- Team captain this season
- Named to 2018 USA Softball College Player of the Year Watch List
- 2017 NFCA All-Pacific Region First Team
- All-WCC Second Team
- Won two ASA/USA National Championships with Tennessee Fury 97
- Only player to start every game in 2016
- Hit a grand slam against Saint Mary's in 2016

**Records**

**SEASON HIGHS**

**At Bats** --

**Runs** --

**Hits** --

**RBI** --

**Walks** --

**Stolen Bases** --

**Batting Average (min. 3 AB)** --

**Slugging Percentage (min. 3 AB)** --

**CAREER HIGHS**

**At Bats** 4 24 times, last @ Saint Mary's (5/13/17)

**Runs** 2 13 times, last vs. UVU (5/8/17)

**Hits** 3 three times, last vs. Washington (2/10/17)

**RBI** 5 twice, last vs. Nebraska (2/9/17)


**Walks** 3 vs. Santa Clara (5/7/16)

**Stolen Bases** 1 four times, last vs. UVU (5/8/17)

**Batting Average (min. 3 AB)** 1.000 three times, last @ SUU (4/11/17)

**Slugging Percentage (min. 3 AB)** 2.667 vs. Utah (3/22/17)

**Season Highlights**





**Madison Merrell • 22**

5-9 • Senior • OF • R/R • Queen Creek, Arizona • Queen Creek HS

Career Stats

Season	GP	GS	AB	R	H	2B	3B	HR	RBI	BB	SO	SB	CS	SF	SH	HBP	AVG	SLG	OBP	PO	A	E	FLD
2015	11	8	27	7	6	1	1	1	2	2	4	3	0	0	0	2	.222	.444	.323	19	7	3	.897
2016	49	39	121	21	36	7	1	4	27	9	16	2	1	1	2	1	.298	.471	.348	31	1	2	.941
2017	32	12	44	12	10	4	0	2	11	3	11	3	0	0	1	0	.227	.455	.277	16	2	1	.947
2018	0	0	0	0	0	0	0	0	0	0	0	0	0	0	0	0	0	0	0	0	0	0	0
CAREER	92	59	192	40	52	12	2	7	40	14	31	7	1	1	3	3	.249	.457	.316	66	10	6	.928

**Notable**

- Hit a three-run home run against Pacific in 2017
- Won back-to-back national titles in 2012 and 2013 with the Queen Creek Ladycats
- Athlete and Player of the Year in 4A division in 2014
- Also played volleyball

**Records**


**SEASON HIGHS**

- At Bats** --
- Runs** --
- Hits** --
- RBI** --
- Walks** --
- Stolen Bases** --
- Batting Average (min. 3 AB)** --
- Slugging Percentage (min. 3 AB)** --

**CAREER HIGHS**

- At Bats** 4 12 times, last @ San Diego (5/14/16)
- Runs** 2 four times, last vs. Santa Clara (5/7/16)
- Hits** 3 four times, last vs. UTEP (3/4/16)
- RBI** 4 vs. UC Santa Barbara (3/19/16)
- Walks** 2 vs. Southern Illinois (2/27/15)
- Stolen Bases** 1 eighth times, last vs. Mississippi State (3/18/17)
- Batting Average (min. 3 AB)** 1.000 vs. UTEP (3/4/16)
- Slugging Percentage (min. 3 AB)** 2.333 vs. UTEP (3/4/16)

**Season Highlights**



**Olivia Sanchez • 24**

5-7 • Junior • P, 1B • R/R • Murrieta, California • Murrieta Valley HS

Career Stats

Season	GP	GS	W	L	CG	SHO	SV	IP	H	R	ER	BB	SO	2B	3B	HR	AB	HBP	AVG	ERA
2016	23	14	7	8	5	2	0	91	107	61	44	40	49	27	1	11	370	7	.289	3.38
2017	7	0	0	0	0	0	0	9	12	11	10	4	1	1	0	3	40	0	.300	7.78
2018	0	0	0	0	0	0	0	0	0	0	0	0	0	0	0	0	0	0	0	0
CAREER	30	14	7	8	5	2	0	100	119	72	54	44	50	28	1	14	410	7	.290	3.78

**Notable**

- Cousin of former BYU softball outfielder Monica Gonzales (2006-09)
- High school team was back-to-back league champions in 2013 and 2014
- Scholar athlete in 2012, 2013, 2015
- Southwestern League MVP in 2013 and 2015

**Records**


**SEASON HIGHS**

- At Bats** --
- Runs** --
- Hits** --
- RBI** --
- Walks** --
- Stolen Bases** --
- Batting Average (min. 3 AB)** --
- Slugging Percentage (min. 3 AB)** --

**CAREER HIGHS**

- Strikeouts** 6 twice, last @ Texas (4/2/16)
- ERA (min. 4 IP)** .00 seven times, last vs. Nebraska (5/20/16)
- Innings Pitched** 7.0 vs. Creighton (2/13/16)
- Opponent Batting Average (min. 4 IP)** .050 twice, last vs. Nebraska (5/20/16)
- Earned Runs** 6 vs. Missouri (2/27/16)
- Hits** 14 vs. Missouri (2/27/16)
- Walks** 6 vs. Missouri (2/27/16)
- At Bats** 31 vs. Missouri (2/27/16)

**Season Highlights**



**Lexi Tarrow • 26**

5-8 • Junior • OF • L/R • Olympia, Washington • A.G. West Black Hills HS

Career Stats

Season	GP	GS	AB	R	H	2B	3B	HR	RBI	BB	SO	SB	CS	SF	SH	HBP	AVG	SLG	OBP	PO	A	E	FLD
2016	42	31	89	22	23	3	1	0	6	7	20	5	0	0	3	2	.258	.315	.327	12	2	1	.933
2017	57	56	157	42	62	4	3	3	30	29	30	7	2	0	3	2	.395	.516	.495	18	1	0	1.000
2018	0	0	0	0	0	0	0	0	0	0	0	0	0	0	0	0	0	0	0	0	0	0	0
CAREER	99	87	246	64	85	7	4	3	36	36	50	12	2	0	6	4	.327	.416	.411	30	3	1	.967

**Notable**

- Full name is Lexi
- All-WCC Honorable Mention
- WCC Player of the Week (2/27)
- Had a career-high 3 hits @ Fresno State on 3/4 hitting
- Career-high 3 RBI on 2/3 hitting with 2 runs vs. Maine

**Records**


**SEASON HIGHS**

- At Bats** --
- Runs** --
- Hits** --
- RBI** --
- Walks** --
- Stolen Bases** --
- Batting Average (min. 3 AB)** --
- Slugging Percentage (min. 3 AB)** --

**CAREER HIGHS**

- At Bats** 5 vs. UVU (4/26/17)
- Runs** 3 vs. UVU (4/26/17)
- Hits** 4 vs. UVU (4/26/17)
- RBI** 3 three times, last vs. UVU (4/26/17)
- Walks** 2 three times, last vs. San Diego (4/28/17)
- Stolen Bases** 2 vs. Creighton (2/13/16)
- Batting Average (min. 3 AB)** .800 vs. UVU (4/26/17)
- Slugging Percentage (min. 3 AB)** 2.000 vs. UVU (4/26/17)

**Season Highlights**





**Allie Hancock • 27**

5-10 • Junior • OF • R/R • Gilbert, Arizona • Basha HS

Career Stats

Season	GP	GS	AB	R	H	2B	3B	HR	RBI	BB	SO	SB	CS	SF	SH	HBP	AVG	SLG	OBP	PO	A	E	FLD
2016	18	2	10	6	1	0	0	0	1	3	4	3	0	0	0	0	.100	.100	.308	3	0	0	1.000
2017	20	7	18	2	2	0	0	1	3	4	5	1	1	1	0	4	.111	.278	.370	6	1	0	1.000
2018	0	0	0	0	0	0	0	0	0	0	0	0	0	0	0	0	0	0	0	0	0	0	0
CAREER	38	9	28	8	3	0	0	1	4	7	9	4	1	1	0	4	.107	.214	.350	9	1	0	1.000

**Notable**

- Hit first career home run vs. Nevada
- Set the home run record at Basha HS in 2015 with 14 home runs (3rd in state)
- 2015 District Player of the Year
- Division I state runner-up in 2012
- Won back-to-back national titles in 2012 and 2013 with the Lady Cats

**Records**


**SEASON HIGHS**

- At Bats** --
- Runs** --
- Hits** --
- RBI** --
- Walks** --
- Stolen Bases** --
- Batting Average (min. 3 AB)** --
- Slugging Percentage (min. 3 AB)** --

**CAREER HIGHS**

- At Bats** 4 @ San Diego (5/14/16)
- Runs** 1 eight times, last vs. Detroit Mercy (3/3/17)
- Hits** 1 three times, last vs. Pacific (4/15/17)
- RBI** 2 vs. Nevada (2/17/17)
- Walks** 2 vs. Robert Morris (2/20/16)
- Stolen Bases** 2 vs. Robert Morris (2/20/16)
- Batting Average (min. 3 AB)** .250 @ San Diego (5/14/16)
- Slugging Percentage (min. 3 AB)** .250 @ San Diego (5/14/16)

**Season Highlights**



**Kerisa Viramontes • 33**

5-5 • Sophomore • P • R/R • Norco, California • Norco HS

Career Stats

Season	GP	GS	W	L	CG	SHO	SV	IP	H	R	ER	BB	SO	2B	3B	HR	AB	HBP	AVG	ERA
2017	11	4	2	2	1	1	0	21.1	28	18	17	8	13	3	0	2	88	3	.318	5.58
2018	0	0	0	0	0	0	0	0	0	0	0	0	0	0	0	0	0	0	0	0
CAREER	11	4	2	2	1	1	0	21.1	28	18	17	8	13	3	0	2	88	3	.318	5.58

**Notable**

- Threw a no-hitter in her collegiate debut vs. Nevada
- WCC Pitcher of the Week (2/20)
- First freshman to start the CIF Southern Section Division I Title game since 2006
- All-Inland First Team as a freshman

**Records**


**SEASON HIGHS**

- At Bats** --
- Runs** --
- Hits** --
- RBI** --
- Walks** --
- Stolen Bases** --
- Batting Average (min. 3 AB)** --
- Slugging Percentage (min. 3 AB)** --

**CAREER HIGHS**

- Strikeouts** 3 vs. Nevada (2/17/17)
- ERA (min. 4 IP)** .00 vs. Nevada (2/17/17)
- Innings Pitched** 5.0 vs. Nevada (2/17/17)
- Opponent Batting Average (min. 4 IP)** .000 vs. Nevada (2/17/17)
- Earned Runs** 4 vs. McNeese State (3/2/17)
- Hits** 5 twice, last @ Santa Clara (5/6/17)
- Walks** 3 vs. McNeese State (3/2/17)
- At Bats** 16 vs. McNeese State (3/2/17)

**Season Highlights**



**Martha Epenesa • 55**

5-9 • Freshman • 3B • R/R • Moreno Valley, California • Valley View HS

Career Stats

Season	GP	GS	W	L	CG	SHO	SV	IP	H	R	ER	BB	SO	2B	3B	HR	AB	HBP	AVG	ERA
2018	0	0	0	0	0	0	0	0	0	0	0	0	0	0	0	0	0	0	0	0
CAREER	0	0	0	0	0	0	0	0	0	0	0	0	0	0	0	0	0	0	0	0

**Notable**

- Played for California Cruisers (18 gold)
- High school team took first in the 2016 Valley View Inland Championship League and qualified for CIF playoffs
- Also a standout high school volleyball player and was the All-CIF MVP in 2016

**Records**


**SEASON HIGHS**

- At Bats** --
- Runs** --
- Hits** --
- RBI** --
- Walks** --
- Stolen Bases** --
- Batting Average (min. 3 AB)** --
- Slugging Percentage (min. 3 AB)** --

**CAREER HIGHS**

- At Bats** --
- Runs** --
- Hits** --
- RBI** --
- Walks** --
- Stolen Bases** --
- Batting Average (min. 3 AB)** --
- Slugging Percentage (min. 3 AB)** --

**Season Highlights**





## Individual Game Records

## At Bats

No.	Name	Date
8	Kate Walker vs. Colorado State	04/05/02
7	Brooke Cadiente vs. Colorado State	04/05/02
7	Lauren Watson-Perry vs. Colorado State	04/05/02
6	Gordy Bravo at San Diego	05/13/16
6	Lauren Bell at San Diego	05/13/16

Seven more players with 6

## Hits

No.	Name	Date
5	Ashley Thompson vs. Pacific	04/10/15
5	Jessica Purcell-Fitu vs. Cal State Northridge	02/19/11
4	Lauren Bell vs. Sacramento State	03/11/17
<b>4</b>	<b>Rylee Jensen vs. Nebraska</b>	<b>02/09/17</b>
4	Ashley Thompson vs. Saint Mary's	04/22/16

29 more players with 4

## Doubles

No.	Name	Date
<b>3</b>	<b>Rylee Jensen vs. Nevada</b>	<b>02/17/17</b>
3	Ashlee Robinson vs. Portland State	02/14/14
3	Katie Manuma vs. Seattle	02/13/14
3	JC Clayton vs. Utah	04/10/10
3	Jessica Purcell-Fitu vs. Sacramento State	03/19/09
3	Andrea Ramirez vs. DePaul	03/23/06

## Home Runs

No.	Name	Date
3	Angeline Quiocho at UNLV	05/07/10

Two more players with 3

## RBI

No.	Name	Date
8	Daniela Urincho-Snow at UVU	04/16/08
7	Katie Manuma vs. Seattle	02/13/14
7	Jessica Purcell-Fitu vs. UNLV	04/29/11
7	Jessica Purcell-Fitu at Utah	04/11/09
7	Jessica Purcell-Fitu vs. SUU	04/14/09
7	Ianeta Le'i vs. Utah	04/24/04
6	Ashley Thompson vs. Pacific	04/10/15

12 more players with 6

## Walks

No.	Name	Date
6	Oli Keohohou vs. Utah	05/12/01
4	Jessica Dugas at UVU	05/02/12

Four more players with 4

## Runs

No.	Name	Date
5	Daniela Urincho-Snow at UVU	04/16/08
4	Lauren Bell vs. Santa Clara	05/06/16
4	Lauren Bell vs. UC Santa Barbara	02/19/15

16 more players with 4

## Stolen Bases

No.	Name	Date
4	JC Clayton vs. San Diego	03/23/13
3	Ashley Thompson vs. Miami (Ohio)	03/03/17
3	Krystle Chamberlain vs. New Mexico	04/16/05
3	Debbie Dodds vs. New Mexico	04/30/04
3	Lindsey Hodgen-Kelly at Utah State	03/21/01
2	Ashley Thompson vs. Mount St. Mary's	03/03/16

60 more players with 2

## Strikeouts

No.	Name	Date
14	McKenna Bull vs. Wisconsin	02/12/16
14	McKenna Bull at Saint Mary's	04/03/15
14	McKenna Bull vs. Maryland	02/19/15
14	McKenna Bull vs. Valparaiso	03/14/14
14	Christina Gwyn-Trice vs. Campbell	05/16/08
14	Christina Gwyn-Trice vs. UNLV	04/26/08
14	Summer Tobias vs. New Mexico	05/13/05
13	Tori Almond vs. Seattle	02/08/13
13	Paige Affleck at Hawaii	03/17/11
13	Christina Gwyn-Trice vs. SUU	02/07/08

## Innings Pitched

No.	Name	Date
16.0	Niki Andersen vs. Colorado	04/05/02
12.0	McKenna Bull at San Diego	05/13/16
12.0	Maryon DeWitt-Wallentine at Utah	05/06/00
10.0	Christie Zinanti vs. Ball State	03/14/09
10.0	Summer Tobias vs. New Mexico	05/13/05

## No-Hitters

Name	Date
<b>Kerisa Viramontes vs. Nevada</b>	<b>02/17/17</b>
McKenna Bull vs. UC Santa Barbara	03/19/16
McKenna Bull vs. San Jose State	02/11/16

16 other no-hitters

## Perfect Game

Name	Date
Hannah Howell vs. Loyola Marymount	04/13/13
Summer Tobias vs. UVU	03/30/05

## Triple Plays

Name	Date
Coco Tauali'i/McKenzie St. Clair/Katie Manuma	02/20/14
Ashlee Robinson/Stacie Toney/Katie Manuma	05/17/12

## Individual Single Season

## Batting Average

No.	Name	Year
.458	Oli Keohohou	2001
.444	Gordy Bravo	2015
.435	Lacy Hofstedt	2015

## At Bats

No.	Name	Year
206	Ianeta Le'i	2006
201	JC Clayton	2013
199	Cortney Nix Clark	2007

## Runs

No.	Name	Year
76	Angeline Quiocho	2010
70	Oli Keohohou	2001
58	Oli Keohohou	2003

## Hits

No.	Name	Year
85	Ianeta Le'i	2006
82	Jennifer Whiteley	2007
80	JC Clayton	2010

## Home Runs

No.	Name	Year
28	Angeline Quiocho	2010
23	Jodi Norton	2007
21	Oli Keohohou	2001
20	Ianeta Le'i	2006
20	Oli Keohohou	2003
19	Andrea Ramirez	2010
<b>18</b>	<b>Four players, most recently Libby Sugg</b>	<b>2016</b>

## RBI

No.	Name	Year
90	Angeline Quiocho	2010
88	Delaney Willard	2012
83	Jessica Purcell Fitu	2009
82	Ianeta Le'i	2006
66	Andrea Ramirez	2010
66	Daniela Urincho-Snow	2008
64	Jessica Purcell Fitu	2011
60	Oli Keohohou	2001
59	Jodi Norton	2007
<b>58</b>	<b>Libby Sugg</b>	<b>2016</b>

## Stolen Bases

No.	Name	Year
25	Lacey Hofstedt	2013
25	Lacey Hofstedt	2015
20	Lindsey Hodgen Kelly	2001
20	Lindsey Hodgen Kelly	2000
17	JC Clayton	2013
16	Monica Gonzales	2008
15	Angeline Quiocho	2007
14	Lacey Hofstedt	2011
14	Liz Smith Vander Linden	2002
13	Five players, last Ashley Thompson	2015

## Walks

No.	Name	Year
73	Oli Keohohou	2001
67	Oli Keohohou	2002
60	Oli Keohohou	2003
50	Ashlyn Russell	2006
45	Kristin Delahoussaye	2008
42	Kristin Delahoussaye	2011
<b>37</b>	<b>Libby Sugg</b>	<b>2016</b>
37	Ashley Thompson	2014

## On-Base Percentage

No.	Name	Year
.636	Oli Keohohou	2001
.619	Oli Keohohou	2002
.609	Oli Keohohou	2003
.510	Gordy Bravo	2015
.506	Kristin Delahoussaye	2008
.505	Delaney Willard	2012
.498	Angeline Quiocho	2010
.490	Ashley Thompson	2016

## Slugging Percentage

No.	Name	Year
1.016	Oli Keohohou	2003
.993	Oli Keohohou	2001
.956	Angeline Quiocho	2010
.891	Oli Keohohou	2002
.859	Delaney Willard	2012
.807	Jessica Purcell Fitu	2009
.786	Ianeta Le'i	2006
.776	Daniela Urincho Snow	2008
.766	Jodi Norton	2007
.733	Ashley Thompson	2016
<b>.724</b>	<b>Libby Sugg</b>	<b>2016</b>

## Wins

No.	Name	Year
34	McKenna Bull	2015
32	Paige Affleck	2010
29	McKenna Bull	2017

## Losses

No.	Name	Year
16	Maryon DeWitt Wallentine	2001
14	Hannah Howell	2013
14	Meghann Pricer	2000
13	McKenna Bull	2016

## Complete Games

No.	Name	Year
31	McKenna Bull	2016
29	McKenna Bull	2015
24	Paige Affleck	2011

2017 Leader: 23, McKenna Bull

## Shutouts

No.	Name	Year
11	McKenna Bull	2017
10	McKenna Bull	2016
8	McKenna Bull	2015
8	Summer Tobias	2008

## Saves

No.	Name	Year
7	McKenna Bull	2014
4	Katie Manuma	2013
4	Hannah Howell	2010
4	Paige Affleck	2009
3	Four players, most recently McKenna Bull	2016

## Innings Pitched

No.	Name	Year
263.2	McKenna Bull	2016
257.1	McKenna Bull	2015
247.1	Paige Affleck	2010

## Strikeouts

No.	Name	Year
286	McKenna Bull	2016
256	McKenna Bull	2015
245	Christina Gwyn Trice	2008
234	Paige Affleck	2011
226	McKenna Bull	2017
222	Paige Affleck	2010
213	Paige Affleck	2009
207	Christie Zinanti	2009
206	McKenna Bull	2014

**Individual Career Records****Batting Average**

No.	Name	Years Played
.436	Oli Keohohou	2001-03
.398	JC Clayton	2010-13
.382	Angeline Quiocho	2007-10
.368	Gordy Bravo	2013-16

**At Bats**

No.	Name	Years Played
759	JC Clayton	2010-13
706	Kristin Delahoussaye	2008-11
704	Jessica Purcell Fitu	2008-11

**Runs**

No.	Name	Years Played
215	Angeline Quiocho	2007-10
198	Kristin Delahoussaye	2008-11
191	JC Clayton	2010-13

**Hits**

No.	Name	Years Played
302	JC Clayton	2010-13
265	Angeline Quiocho	2007-10
250	Jessica Purcell Fitu	2008-11

**Doubles**

No.	Name	Years Played
51	Andrea Ramirez	2006-10
45	Kristin Delahoussaye	2008-11
45	Ianeta Le'i	2003-06

**Triples**

No.	Name	Years Played
13	Jennifer Whiteley	2004-07
10	Lauren Watson Perry	2002-05
9	JC Clayton	2010-13

**Home Runs**

No.	Name	Years Played
66	Angeline Quiocho	2007-10
59	Oli Keohohou	2001-03
50	Jessica Purcell Fitu	2008-11

**RBI**

No.	Name	Years Played
235	Jessica Purcell Fitu	2008-11
206	Ianeta Le'i	2003-06
201	Angeline Quiocho	2007-10

**Stolen Bases**

No.	Name	Years Played
79	Lacey Hofstedt	2011-15
47	JC Clayton	2010-13
45	Angeline Quiocho	2007-10
43	Ashley Thompson	2014-17

**Walks**

No.	Name	Years Played
200	Oli Keohohou	2001-03
144	Kristin Delahoussaye	2008-11
121	Ashley Thompson	2014-17

**On-Base Percentage**

%	Name	Years Played
.622	Oli Keohohou	2001-03
.454	JC Clayton	2010-13
.454	Angeline Quiocho	2007-10

**Slugging Percentage**

%	Name	Years Played
.968	Oli Keohohou	2001-03
.747	Angeline Quiocho	2007-10
.654	Ianeta Le'i	2003-06

**Wins**

No.	Name	Years Played
106	McKenna Bull	2014-17
91	Paige Affleck	2008-11
63	Christie Zinanti	2007-10

**Losses**

No.	Name	Years Played
36	McKenna Bull	2014-17
34	Paige Affleck	2008-11
27	Christie Zinanti	2007-10

**Complete Games**

No.	Name	Years Played
93	McKenna Bull	2014-17
74	Paige Affleck	2008-11
43	Christie Zinanti	2007-10

**Shutouts**

No.	Name	Years Played
32	McKenna Bull	2014-17
20	Paige Affleck	2008-11
15	Christie Zinanti	2007-10

**Saves**

No.	Name	Years Played
13	McKenna Bull	2014-pres.
8	Hannah Howell	2010-13
7	Paige Affleck	2008-11

**Innings Pitched**

No.	Name	Years Played
894.0	McKenna Bull	2014-pres.
803.1	Paige Affleck	2008-11
572.2	Christie Zinanti	2007-10

**Strikeouts**

No.	Name	Years Played
974	McKenna Bull	2014-17
803	Paige Affleck	2008-11
524	Christie Zinanti	2007-10

**Team Single Game****At Bats**

No.	Game	Date
58	vs. Colorado State	04/05/02
44	at Utah	05/06/00
42	at San Diego	05/13/16
42	at Utah	04/24/04

**Hits**

No.	Game	Date
26	at Utah Valley	04/16/08
21	vs. Cal State Fullerton	02/20/10
21	Southern Utah	04/19/05
20	at Southern Utah	05/04/10
20	vs. Illinois	03/18/05

**Doubles**

No.	Game	Date
7	Southern Utah	04/05/16
7	at Sacramento State	03/19/09
6	at Southern Utah	03/25/08
6	at Utah	04/02/05
5	vs. Cal State Fullerton	02/20/10
Nine more with 5		

**Triples**

No.	Game	Date
3	vs. Central Connecticut State	03/19/04
3	at UNLV	04/19/03
3	Utah State	03/15/03
3	vs. Northern Iowa	03/09/01
2	vs. Fresno State	03/18/16
20 more with 2		

**Home Runs**

No.	Game	Date
10	at Utah Valley	04/16/08
5	Southern Utah	04/07/10
Four more with 5		

**Walks**

No.	Game	Date
13	vs. Southern Utah	01/31/03
12	vs. Utah State	04/13/12
11	vs. Detroit Mercy	03/03/17
Three more games with 11		

**Runs**

No.	Game	Date
22	at Utah Valley	04/16/08
21	vs. Utah Valley	02/04/05
20	at Southern Utah	05/04/10
20	vs. Texas Southern	03/25/08

**Runs in a Single Inning**

No.	Game	Date
12	at Southern Utah	03/25/08
11	vs. Saint Mary's	05/03/13
11	vs. Cal State Northridge	02/17/12
10	New Mexico	04/29/06
10	vs. Utah Valley	02/04/05
10	at San Diego	03/10/01
9	at UNLV	04/14/11
Five more games with 9		

**Stolen Bases**

No.	Game	Date
7	at Santa Clara	03/24/00
6	vs. Robert Morris	02/20/16
6	at San Diego	03/23/13
5	vs. Southern Illinois	02/27/15
11 more games with 5		

**Strikeouts**

No.	Game	Date
15	at Fresno State	03/05/09
14	vs. Wisconsin	02/11/16
14	at Saint Mary's	04/03/15
14	vs. Maryland	02/19/15
14	vs. Campbell	05/16/08
14	vs. UNLV	04/26/08
14	vs. New Mexico	05/13/05
13	at Utah Valley	04/06/13
Four more games with 13		

**Team Single Season****Batting Average**

No.	Year
.338	2010
.328	2015
.325	2008
.320	2009
.315	2012

**At Bats**

No.	Year
1735	2006
1718	2008
1705	2007
1633	2010
1620	2012

**Hits**

No.	Year
558	2008
538	2006
534	2007
522	2010
515	2009

**Home Runs**

No.	Year
87	2007
84	2010
82	2008
68	2005
63	2006

**RBI**

No.	Year
385	2010
354	2004
345	2008
342	2006
327	2007

**Total Bases**

No.	Year
931	2008
913	2010
899	2007
812	2006
788	2005

**Walks**

No.	Year
235	2012
233	2006
225	2011
211	2003
209	2014

**Runs**

No.	Year
406	2010
375	2008
368	2006
360	2007
356	2011

**Slugging Percentage**

No.	Year
.559	2010
.542	2008
.527	2007
.510	2005
.507	2003

**Stolen Bases**

No.	Year
89	2013
76	2011
69	2008
67	2015
<b>65</b>	<b>2017</b>
59	2012

**Strikeouts**

No.	Year
488	2008
420	2009
386	2011
379	2014
365	2016

**Bold:** on this year's rosterMore records can be found at [byucougars.com/home/softball](http://byucougars.com/home/softball).

# 2018 BYU SOFTBALL ROSTER



#1 • Brooke Vander Heide  
So. • OF



#2 • Rylee Jensen  
So. • OF



#3 • Marissa Chavez  
Fr. • 2B/SS



#6 • Ashley Godfrey  
Jr. • OF/C



#7 • Arianna Paulson  
Sr. • P/1B



#8 • Emilee Erickson  
Jr. • C



#10 • Arissa Paulson  
So. • P/1B



#11 • Morgan Bevell  
Fr. • C



#12 • Brielle Breland  
Sr. • INF/OF



#13 • Bridget Fleener  
Fr. • 1B, C



#16 • Alexa Strid  
Sr. • SS



#17 • Erin Miklus  
Fr. • 2B



#18 • Caitlyn Alldredge  
Sr. • Third Base



#20 • Autumn Moffat  
Fr. • P/1B



#21 • Libby Sugg  
Jr. • C



#22 • Madison Merrell  
Sr. • OF



#24 • Olivia Sanchez  
Jr. • P/1B



#26 • Lexi Tarrow  
Jr. • OF



#27 • Allie Hancock  
Jr. • OF



#33 • Kerisa Viramontes  
So. • P



#55 • Martha Epenesa  
Fr. • 3B

