

# BYU FOOTBALL

1984 NATIONAL CHAMPIONS • 35 BOWL GAMES • NO. 6 IN WINS OVER LAST 40 SEASONS

## 2018 SCHEDULE (Local times)

DATE	OPPONENT	TIME/RESULT	TV
9/1	at Arizona	W 28-23	ESPN
BYU dominated the line of scrimmage and Squally Canada ran for three touchdowns en route to a 28-23 victory on the road at Arizona.			
9/8	California	L 21-18	ESPN2
Despite forcing three turnovers, BYU couldn't get the offense going in a 21-18 loss to Cal in the home opener at LaVell Edwards Stadium.			
9/15	at No. 6 Wisconsin	W 24-21	ABC
BYU stunned the No. 6 team in the country with stout play in the trenches, going toe-to-toe with Big Ten powerhouse and winning 24-21.			
9/22	McNeese State	W 30-3	BYUtv
A 24-point second quarter sparked by a blocked field goal carried BYU to its third win of the season over McNeese, the No. 10 school in the FCS.			
9/29	at No. 11 Washington	L 35-7	FOX
The No. 11 Huskies defeated the Cougars 35-7 in Seattle at Husky Stadium. Washington was able to control both sides of the ball in a lopsided victory.			
10/5	Utah State	L 45-20	ESPN2
The Aggies took advantage of BYU's mistakes again to the tune of a 45-20 win at LaVell Edwards Stadium. Utah State scored 21 points of BYU's three turnovers.			
10/13	Hawai'i	8:15 p.m.	ESPN2
BYU defeated Hawai'i in Honolulu last season in the regular-season finale 30-20 behind 285 rushing yards and a stout defensive performance.			
10/27	Northern Illinois	TBA	TBA
Northern Illinois and BYU meet for the first time. The game is the first of a home-and-home series with the Cougars returning the game in 2019.			
11/3	at Boise State	TBA	ESPN Networks
BYU will head back to the blue turf for the next game of the series. The road team won for the first time in the renewed series last year with BSU defeating the Cougars 24-7.			
11/10	at UMass	12 p.m.	TBA
A senior day setback in 2017, BYU lost 16-10 to UMass last season. BYU travels to Gillette Stadium, home of the New England Patriots to take on the Minutemen this year.			
11/17	New Mexico State	TBA	TBA
The Cougars host the Aggies for the second time. BYU topped New Mexico State 42-7 in 2011 at LaVell Edwards Stadium and 50-14 in 2012 in Las Cruces.			
11/24	at Utah	TBA	TBA
The Deseret Duel returns to the final regular season game for the first time since 2010. BYU looks to snap Utah's seven game winning streak.			

## GAME NOTES TWITTER



For the most up-to-date notes follow @BYUGameNotes on Twitter throughout gameday. Track milestones, news and notes as they happen, along with other exciting facts, stats and more.



## HAWAII (6-1) RAINBOW WARRIORS

**Head Coach . Nick Rolovich (3rd yr)**  
 Alma Mater . . . . . Hawai'i, 2004  
 Career Record . . . . . 16-17  
 Record at Hawai'i . . . . . same  
 Rolovich vs. BYU . . . . . 0-1

## GAME INFORMATION

Kickoff . . . . . 8:15 p.m. MDT  
 TV . . . . . ESPN2  
 Anish Shroff (PxP), Ahmad Brooks (analyst), Roddy Brooks (sideline)  
 Radio . . . . . BYU Sports Network  
 BYU Radio Sirius XM 143/89.1 FM HD2, KSL 1160 AM/102.7 FM  
 Greg Wrubell (play-by-play), Marc Lyons (analyst), Mitchell Juergens (sideline)  
 Radio start . . . . . 6:15 p.m.MDT  
 Pregame show . . . . .BYUtv, 7:00 p.m.MDT



## BYU (3-3) COUGARS

**Head Coach . Kalani Sitake (3rd yr)**  
 Alma Mater . . . . . BYU, 2000  
 Career Record . . . . . 16-16  
 Record at BYU . . . . . same  
 Sitake vs. Hawai'i . . . . . 1-0

## SERIES INFORMATION

Games Played . . . . . 30  
 Series . . . . . 22-8  
 In Hawai'i . . . . . 13-8  
 In Provo . . . . . 9-0  
 Neutral . . . . . 0-0  
 Last meeting . . . . .BYU won 30-20 in Hawai'i Nov. 25, 2017

## GAME STORYLINES

- **THE SERIES.** BYU and Hawai'i are playing for the 31st time in the series, with BYU having a 22-8 edge. The first game was played in 1930 in Hawai'i. The Cougars won the last matchup 30-20 in Honolulu in the last regular season game of 2017. BYU relied on 285 rushing yards, led by Squally Canada's 113 yards and two touchdowns. The Cougars have never lost in Provo to the Warriors with a perfect 9-0 record and have won the last four matchups in the series dating back to 2002.
- **HOMECOMING.** The game against Hawai'i is BYU's homecoming game for 2018. Homecoming week is packed full of festivities on campus, including Saturday's game against the Warriors. For more information, visit homecoming.byu.edu.
- **TOUGH SCHEDULE.** According to the latest Sagarin ratings in USA Today, BYU has played the 10th toughest schedule in college football. The University of Utah (4), South Carolina (5), Southern California (7), Texas (8) and Stanford (9) are the only schools with at least three wins and a top-10 schedule.
- **ALMA MATER COACHES.** Both head coaches in the matchup are coaching at their respective alma mater. Nick Rolovich played quarterback at Hawai'i from 2000-01, while Kalani Sitake was a fullback at BYU in 1994, 97-2000. Rolovich set a Hawai'i record with eight touchdown passes in a 72-45 defeat of the Cougars who had entered the game at a perfect 12-0. BYU is 2-1 this season against teams with head coaches at their alma maters with wins over Wisconsin (Paul Chryst), McNeese (Lance Guidry) and a loss to Utah State (Matt Wells).
- **THERE AND BACK AGAIN.** Dylan Collie's college career is ending where it began. The Cougar wideout started his career at BYU in 2012 and redshirted that season. Following his mission for The Church of Jesus Christ of Latter-day Saints, Collie transferred to Hawai'i and played three seasons for the Rainbow Warriors. He totaled 118 receptions, 1,300 receiving yards and nine touchdowns. Collie played against BYU last season and led the Warriors with 103 yards on six receptions. After graduating with his bachelor's degree, he transferred back to BYU with one year left to play as a graduate student.

## TEAM COMPARISON

HAWAII	CATEGORY	BYU
38.4	Scoring Offense	21.2
29.6	Scoring Defense	24.7
24.9	First Downs	17.0
146.1	Rushing Off.	116.5
158.9	Rushing Def.	163.8
322.3	Passing Off.	189.5
251.9	Passing Def.	197.0
468.4	Total Offense	306.0
410.7	Total Defense	360.8
21.6	Kickoff Return	18.5
10.1	Punt Return	8.5
49.3	Penalties (YPG)	58.5
39.4	Net Punting	40.4
30:33	Time of Poss.	30:16
38.3	3rd Down %	35.1
75.0	4th Down %	33.3
19-145	Sacks-Yards	6-57
17-108	Sacks Allowed	6-55
88.6	Blue Zone %	84.2
85.7	Opp. Blue Zone %	82.6

## GET TO KNOW THE COUGARS


### DYLAN COLLIE

- **RICHMOND MISSION** - After leaving BYU following his redshirt season in 2012, Collie served a mission to Richmond, Virginia.
- **HAWAIIAN STYLE** - Collie transferred to Hawai'i after his mission. He played in 39 games and caught 118 passes for 1,300 yards and nine touchdowns.
- **COLLIE FAMILY** - The Collie Family is one of BYU's legacy families, with father Scott having played wide receiver (1979-82) and his sons Zac (2005-06), Austin (2004, 07-08) and Dylan (2012, 18). The family has totaled 304 receptions, 4,624 receiving yards and 39 receiving touchdowns at BYU.



### TRISTEN HOGE

- **COUSINS** - Tristen and Beau Hoge are cousins. Beau is the son of NFL running back Merrill Hoge, with Tristen being Merrill's nephew.
- **POLITICAL SCIENCE MAJOR** - Wants to go into law enforcement following school and football.
- **NOTRE DAME** - Transferred from Notre Dame after the 2016 season. Played in six games for the Fighting Irish.



### CHRIS WILCOX

- **TRACK STAR** - Wilcox was speedster in high school, running the 100-meter in 10.68 seconds as a personal best. He also ran the 200-meter (21.86) and 400-meter (47.97).
- **ALL-ACADEMIC** - Was named to the honor roll at Eleanor Roosevelt High School along with earning all-academic first team.



**FOOTBALL CONTACTS**

Football Media Relations Director ..... Brett Pyne  
 Office ..... 801-422-4912  
 Cell ..... 801-367-1631  
 Email ..... brett\_pyne@byu.edu  
 Assistant FB Media Relations Director ..... Kenny Cox  
 Office ..... 801-422-5202  
 Cell ..... 801-420-7703  
 Email ..... kenny\_cox@byu.edu  
 FB Media Relations Graduate Assistant ..... Ari Davis  
 Office ..... 801-422-8999  
 Cell ..... 801-243-8265  
 Email ..... footballpr@byu.edu  
 Associate AD/Communications ..... Duff Tittle  
 Office ..... (801) 422-4910  
 Email ..... duff\_tittle@byu.edu  
 Media Relations Main Office ..... 801-422-8948  
 Media Relations Fax ..... 801-422-0633  
 LaVell Edwards Stadium Press Box ..... 801-422-2609  
 Website ..... www.byucougars.com  
 Twitter ..... @BYUCougars, @BYUgamenotes, @BYUCougarsPR  
 Facebook ..... facebook.com/byufootball  
 Address ..... 30 Smith Fieldhouse, Provo, UT 84602

**2018 QUICK FACTS**

Location ..... Provo, Utah 84602  
 Elevation ..... 4,553 feet  
 Enrollment ..... 33,517  
 Founded ..... October 16, 1875  
 Owned ..... The Church of Jesus Christ of Latter-day Saints  
 Nickname ..... Cougars  
 Mascot ..... Cosmo the Cougar  
 Colors ..... Blue and White  
 Stadium ..... LaVell Edwards Stadium  
 Surface ..... Natural Grass  
 BYU President ..... Kevin J Worthen (BYU, 1982)  
 Athletics Director ..... Tom Holmoe (BYU, 1983)  
 Head Coach ..... Kalani Sitake (BYU, 2000)  
 Seasons ..... 3rd year  
 Career Record ..... 16-16  
 Record at BYU ..... Same  
 Defensive Set ..... 4-3  
 Offensive Set ..... Multiple  
 2018 Record ..... 3-3  
 2018 Nat'l Ranking (High) ..... N/A (20 AP poll)  
 2017 Record ..... 4-9  
 2017 National Ranking (High) ..... (RV)  
 Offensive Starters Returning/Lost ..... 7/4  
 Offensive Returners with Starting Exp. .... 16  
 Defensive Starters Returning/Lost ..... 7/4  
 Defensive/Specialist Returners with Starting Exp. .... 16  
 Letterwinners Returning/Lost ..... 58/25  
 Offensive Letterwinners Returning/Lost ..... 25/10  
 Defensive Letterwinners Returning/Lost ..... 29/13  
 Specialists Letterwinners Returning/Lost ..... 4/2  
 National Championships ..... 1 (1984)  
 Bowl Appearances ..... 35  
 Bowl Record ..... 14-20-1  
 Last Bowl Appearance ..... 2016 Poinsettia Bowl  
 ..... (W 24-21 vs. Wyoming)  
 Last Bowl Victory ..... same  
 First Year of Football ..... 1922  
 All-time Record ..... 571-418-26 (.575)  
 All-time Home Record ..... 312-141-6 (.686)  
 All-time Road Record ..... 232-251-19 (.481)  
 All-time Neutral Record ..... 28-26-1 (.518)  
 All-time Independent Record ..... 59-38 (.608)  
 LaVell Edwards Stadium Record ..... 239-76 (.759)



**BRETT PYNE**  
 Football Media  
 Relations Director  
 Office: (801) 422-4912  
 Cell: (801) 367-1631  
 Email: brett\_pyne@byu.edu  
 @brettpyne



**KENNY COX**  
 Assistant Football Media  
 Relations Director  
 Office: (801) 422-5202  
 Cell: (801) 420-7703  
 Email: kenny\_cox@byu.edu  
 @kennycocx



**ARI DAVIS**  
 Football Media Relations  
 Graduate Assistant  
 Office: (801) 243-8265  
 Cell: (801) 243-8265  
 Email: footballpr@byu.edu  
 @adavis22\_



**DUFF TITTLE**  
 Associate Athletic Director  
 Communications  
 Office: (801) 422-4910  
 Cell: (801) 372-4401  
 Email: duff\_tittle@byu.edu  
 @dufftittle

**BYU MEDIA AVAILABILITY (subject to change)**

MON 10/8	TUES 10/9	WED 10/10	THU 10/11	FRI 10/12	SAT 10/13
12:00 p.m. MDT Press briefing - Kalani Sitake and select players available. Meet in football lobby (2nd floor Student Athlete Building).  11-12 p.m. MT Coordinators' Corner Radio Show (BYU coordinators) BYUtv, BYU Radio Sirius XM 143, ESPN 960 AM)	5:50 p.m. MDT Post-practice availability Defensive Coaches/Players Legacy Hall/SAB  6-7 p.m. MDT BYU Football with Kalani Sitake BYUtv, BYU Radio Sirius XM 143, BYUradio.org 9-10 p.m. KSL Newsra- dio 102.7 FM/1160 AM	5:50 p.m. MDT Post-practice availability Offensive Coaches/Players Legacy Hall/SAB	No media availability	No media availability	8:15 p.m. MDT ESPN2 BYU vs. Hawai'i Head coach Kalani Sitake and select players available postgame.

**WEEKLY GAME NOTES**

Thank you for your coverage of BYU football for the 2018 season. These game notes have been designed to provide local, regional and national media with useful information about the BYU football program, specific to this week's game. Additional information on BYU's history and tradition, along with much more in-depth team information can be found in your copy of the 2018 BYU Football Almanac or at BYUCougars.com. Should you need additional information such as photographs, video or additional almanacs, please contact the BYU Athletic Communications office at (801) 422-8948.

**SOCIAL MEDIA**

BYU Athletics Twitter : @BYUCougars  
 BYU Football Twitter: @BYUFootball  
 BYU Game Notes Twitter: @BYUgamenotes (Follow this account for the most up-to-date notes and milestones during games)  
 BYU Athletic Communications: @BYUCougars PR (Follow this account for news and press releases)  
 Instagram: BYUCougars, BYUfootball  
 Facebook: BYU Football  
 Head coach Kalani Sitake: @kalanifitake  
 Use the hashtags: #BYUFootball #GoCougars

**BYUCOUGARS.COM**

Please visit byucougars.com for press releases, updated player and coach bios, statistics, game notes, press conference transcripts and schedules. In addition, the site features numerous video highlights, interviews and features posted daily. The 2018 BYU Football Almanac is also available online in PDF at <https://byucougars.com/dl/sites/default/files/Football%20Menu%20Files/2018-Football-Almanac-Online.pdf>

**LIVE RADIO AND STREAMING**

Listen to Greg Wrubell, Marc Lyons and Mitchell Juergens on the radio broadcast live on the BYU Sports Network on BYU Radio Sirius XM 143/89.1 FM HD2, KSL Newsradio 1160 AM/102.7 FM, BYUCougars.com/LiveRadio, BYUradio.org and on the BYU Cougars app, BYU Radio app and KSL app.

**BYUtv PREGAME AND POSTGAME SHOWS**

Watch the football pregame and postgame shows before every kickoff and after the game on BYUtv and byutv.org. Also tune into BYUtv and byutv.org for complete replays of every home game.

**PRACTICES AND MEDIA AVAILABILITY**

Members of the media will be invited to conduct interviews at the conclusion of select practices. Please give at least 24 hours notice with special requests. (PLEASE NOTE THE CALENDAR ABOVE FOR MEDIA AVAILABILITY FOR THE WEEK.)

**ATHLETIC STAFF INTERVIEWS**

Interview requests for director of athletics Tom Holmoe or any other member of the athletic administration should be directed to associate director of athletics Duff Tittle. Duff can be contacted at [duff\\_tittle@byu.edu](mailto:duff_tittle@byu.edu) or at (801) 422-4910.

**POSTGAME MEDIA AVAILABILITY**

After home games, postgame press conference will be conducted in the LaVell Edwards Stadium press room, located on the southeast end of the stadium next to the BYU locker room. At the discretion of the visiting team, opponent interviews will be conducted in the Blue Zone, near the opponent's locker room located on northwest end of the stadium. Coach Sitake and select players will be available following the NCAA mandatory cooling off period. Members of the media are invited to move from the press box down to the field and to the press room four minutes prior to the ending of the game. A direct video feed will also be sent to the press box from the BYU postgame press conference. A basic transcript of Sitake's comments from the postgame press conference will be provided with additional player quotes upon availability. For road games, BYU will conduct interviews outside the locker room or in a location designated by the host school.

**POLICY REMINDERS**

Other than during the recognized interview time after practice sessions, press conferences and other organized media availability, interviews and information inquiries must be initiated and arranged through the Athletic Communications office prior to being conducted. Media members should not contact directly BYU players, coaches, support staff or other athletic department personnel for any reason. Some players may not be available at every practice depending on circumstances such as classes, exams or other obligations.

We support and maintain the philosophy that reports submitted via blog, Twitter or any other form of social media or mass communication should maintain the same standards of professional conduct, judgment and ethics as would any reports broadcast or published by your organization under the scrutiny of standard professional editorial guidelines and principles. We request your cooperation in our efforts to maintain a professional environment.



## RAINBOW WARRIORS RECLAIM PANIOLU TROPHY WITH 17-13 WIN

HONOLULU – The University of Hawai'i football team rallied past Wyoming, 17-13 in a Mountain West thriller to reclaim the Paniolo Trophy, Saturday night at Aloha Stadium.

Freshman quarterback Chevan Cordeiro threw a 38-yard touchdown pass to JoJo Ward with 1:26 remaining and time ran out on the Cowboys, who drove to the UH 14-yard line but spiked the ball with no time remaining.

With the win, UH is off to a 3-0 start in the Mountain West Conference for the first time ever and posted its 200th all-time win at Aloha Stadium.

The Rainbow Warriors (6-1, 3-0 MW) did not lead the entire contest prior to Ward's touchdown. Down 13-10, Cordeiro, who started in place of an injured Cole McDonald, led UH on a 10-play, 68-yard drive to retake the lead. The bulk of the damage came on the drive's final play as Cordeiro scrambled to his right and floated the game winner to an open Ward in the corner of the end zone.

The game proved to be a defensive struggle through the first half as the teams merely traded field goals. In fact, both teams combined for just 237 total yards in the first half. It was the lowest scoring half that UH has been involved in since a 2003 game at Nevada in which UH trailed 6-0.

In the second half, Wyoming (2-4, 0-2 MW) scored the first touchdown of the game on a 61-yard interception return. Defensive lineman Carl Granderson dropped back into coverage and took a Cordeiro pass uncontested into the end zone.

Two drives later, Cordeiro responded with his first career touchdown to wideout Cedric Byrd with less than a minute in the third quarter to tie things up, 10-10.

While UH held Wyoming under 100 yards of offense for the first three quarters, the Cowboys got a pair of big plays in the fourth quarter. Nico Evans' 63-yard run set up a short field goal by Cooper Rothe, who remained a perfect 8-for-8 on the season. UH then responded with the game-winning drive.

The Warrior defense picked up in a game where the offense struggled early. Linebacker Penei Pavihi led the team with 10 tackles, while the entire defense came up with five sacks, tying a season high. Defensive lineman Kaimana Padello added to his team lead with two sacks on the night.

The Warriors will next step out of MW play for a non-conference road game at Brigham Young, Saturday, Oct. 13. Kickoff is set for 8:15 p.m. MDT/4:15 HT.

### HAWAII 2018 SCHEDULE

Date	Day	Opponent	Time/Result
8/25	Sat.	@Colordao State	W, 43-34
9/1	Sat.	Navy	W, 59-41
9/8	Sat.	Rice	W, 43-29
9/15	Sat.	@Army West Point	L, 28-21
9/22	Sat.	Duquesne	W, 42-21
9/29	Sat.	@San Jose State	W, 44-41 OT
10/6	Sat.	Wyoming	W, 17-13
10/13	Sat.	@BYU	8:15 p.m.
10/20	Sat.	Nevada	6:00 p.m.
10/27	Sat.	@Fresno State	TBD
11/3	Sat.	Utah State	6:00 p.m.
11/17	Sat.	UNLV	6:00 p.m.
11/24	Sat.	@San Diego State	TBD
All times local			

### HAWAII COACHING STAFF

Head Coach	Nick Rolovich, Hawai'i, '04 (3th season)
Associate HC/OC/RB	Brian Smith, Hawai'i, '05
Defensive Coordinator	Corey Batoon, Long Beach State, '91
Inside Linebackers	Mark Banker, Springfield College, '78
Special Teams Coordinator	Michael Ghobrial, UCLA, '11
Wide Receivers	Andre Allen, Ashford, '14
Cornerbacks	Abe Elimimian, Hawai'i, '04
Defensive Line	Ricky Logo, North Carolina State, '92
Passing Game Coord./QB	Craig Stutzmann, Hawai'i, '02
Offensive Line	Mark Weber, Cal Lutheran, '80
Outside Linebackers/Nickelbacks	Jacob Yoro, Hawai'i, '08

### TALE OF THE TAPE

HAWAII	PROJECTED STARTERS		BYU
274	DL WT	OL WT	302
6-2	DL HT	OL HT	6-6
306	OL WT	DL WT	285
6-4	OL HT	DL HT	6-4.5

### BYU VS. HAWAII SERIES

#### BYU vs. Hawaii (Overall)

at BYU	9-0
at Hawaii	13-8
Neutral	0-0

#### BYU vs. Hawaii (By Decade)

2010s	3-0
2000s	1-1
1990s	7-2
1980s	8-1
1970s	2-1
1960s	0-1
1950s	1-1
1940s	0-0
1930s	0-1

**Total** . . . . . **22-8**

### BYU VS. CURRENT MOUNTAIN WEST OPPONENTS

Air Force Academy	24-7-0
Boise State	2-6-0
Colorado State	39-27-3
Fresno State	5-6-0
Hawai'i	22-8-0
Nevada	5-3-2
UNLV	17-3-0
New Mexico	45-14-1
San Diego State	28-7-1
San Jose State	8-10-0
Utah State	48-37-3
Wyoming	45-30-3

**Total** . . . . . **288-158-13**

### HAWAII QUICK FACTS

Location	Honolulu, Hawai'i
Founded	1907
Enrollment	18,000
President	David Lassner
Athletics Director	David A.K. Matlin
Colors	Green, Black, White, Silver
Nickname	Rainbow Warriors
Conference (Division)	Mountain West (West)
Stadium (Capacity)	Aloha Stadium (50,000)
2017 Overall Record	3-9
2017 Mountain West Record	1-7/T-5(West Division)

### HAWAII STATISTICAL RANKINGS

(as of 10/7)

Total Offense	468.4 (32)
Total Defense	410.7 (88)
Passing Offense	284.5 (28)
Pass Defense	322.3 (11)
Passing Efficiency	164.93 (14)
Pass Efficiency Defense	152.65 (114)
Rushing Offense	146.1 (94)
Rushing Defense	158.9 (66)
Scoring Offense	38.4 (27)
Scoring Defense	29.6 (86)
First Downs	174 (2)
Third Down Conversions	0.383 (79)
Net Punting	39.43 (43)
Kickoff Returns	21.59 (57)
Turnover Margin	-0.57 (105)

### HAWAII PLAYERS TO WATCH

#13 | COLE MCDONALD | QB | 6-4 | 205 | RS. SO. | LA MIRADA, CA | SONORA HS

GP	EFFIC	COMP	ATT	YDS	Y/G	PCT	LNG	INT	TD	R ATT	YDS	Y/A	LNG	TD
6	169.83	156	240	2,100	350	.65	80	2	24	58	227	3.9	28	2

#1 | JOHN URSUA | WR | 5-10 | 175 | RS JR | KAILUA-KONA, HI | CEDAR HIGH HS

GP	REC	YDS	Y/A	LNG	TD
7	55	801	14.6	80	12

#21 | FRED HOLLY III | RB | 6-0 | 200 | RS SO | RIVERSIDE, CA | NORTE VISTA HS

GP	RUSH	YDS	Y/A	LNG	TD	REC	YDS	Y/A	LNG	TD
7	74	340	4.6	46	4	5	69	13.8	23	0

#31 | JAHLANI TAVAI | LB | 6-4 | 245 | RS SR | INGLEWOOD, CA | MIRA COSTA HS

GP	SOLO	AST	TOT	TFL	YDS	SACKS	YDS	INT	YDS
6	32	36	40	4.5	10	1.0	5	0	0

**INDEPENDENCE: YEAR EIGHT**

The 12-game independent schedule for 2018 features eight teams that played in a bowl game in 2017. Four games are against Pac-12 opponents. BYU also takes on likely top-10 opponent Wisconsin on the road and features games against Mountain West foes Utah State, Boise State and Hawai'i. Independents UMass and New Mexico State also appear on the schedule along with Mid-American favorite Northern Illinois and FCS power McNeese State.

The Cougars will host six home games including Cal, McNeese State, Utah State, Hawai'i, Northern Illinois and New Mexico State. BYU is on the road against Arizona, Wisconsin, Washington, Boise State, UMass (Gillette Stadium) and Utah in Salt Lake City.



**BOWLING OPPONENTS**

Of BYU's 12 opponents in 2018, eight played in a bowl game last year: Utah State, Northern Illinois, New Mexico State, Arizona, Wisconsin, Washington, Boise State and Utah.

**BYU VS. POWER 5 TEAMS**

BYU has the most wins (25) over Power 5 teams by a non-Power 5 opponent school since 2003. BYU had a streak of 11 consecutive seasons with at least one win over a Power 5 team snapped last season. Navy is No. 2 at 24.

**TEAM CAPTAINS**

BYU will have eight captains for the 2018 season, with four on offense and four on defense. The captains will rotate for the coin toss.

OFFENSE	DEFENSE
Brayden El-Bakri	Zayne Anderson
Austin Hoyt	Corbin Kaufusi
Tanner Mangum	Butch Pau'u
Micah Simon	Sione Takitaki

**FLAG BEARERS**

BYU has a tradition of carrying team flags out of the tunnel, along with an American Flag and alumni flags. Each week different players and alumni have the honor of being a flag bearer.

**LAVELL EDWARDS STADIUM**

LaVell Edwards Stadium with its 63,470-seat capacity is home to BYU football. Originally Cougar Stadium, it was built in 1964 and seated 30,000. It was expanded in 1982 to seat 65,000 permanent seats before official capacity became 63,470 after various refurbishments. For the 2012 season the stadium featured new video walls and LED ribbons on the north and south end zone stands. BYU's winning percentage at LaVell Edwards Stadium is ranked No. 14 among teams playing in their current stadium.

*Stadium record: 239-76 (.760)*

*Since 2005: 64-18 (.788)*

*2018: 1-2*

**MISSIONS**

Brigham Young University is owned and operated by The Church of Jesus Christ of Latter-day Saints. The missionary emphasis of the Church is perhaps one of its most recognized characteristics.

Since the organization of the Church in 1830, over one million missionaries have served. The Church operates more than 400 missions around the world in over 150 nations speaking more than 160 languages. More than 67,000 missionaries representing the Church are serving proselytizing missions around the world. Most of the Church's proselytizing missionaries are young men between the ages of 18 and 26. A substantial number of young women and older couples also serve proselytizing missions. Missionaries work long hours — seven days a week for two years (or 18 months for women and couples) — teaching the Gospel of Jesus Christ and participating in community service.

About 65 percent of the current team has served a mission. Members of the team have served in 28 different countries and six of the seven continents around the globe. More than 30 members of the team (previous signees or on roster) are currently serving in the mission field.

**HONOR CODE**

BYU's Honor Code helps maintain this learning environment. Initiated by students in 1949, the Honor Code emphasizes being honest, living a chaste and virtuous life, abstaining from alcohol and tobacco, using clean language, and following other values in line with the doctrines of The Church of Jesus Christ of Latter-day Saints.

**2018 NATIONAL RANKINGS:**

**Associated Press Top 25**

#	Team (1st place)	Record	Votes
1	Alabama(59)	6-0	1522
2	Georgia	6-0	1426
3	Ohio State(1)	6-0	1420
4	Clemson(1)	6-0	1331
5	Notre Dame	6-0	1315
6	West Virginia	5-0	1174
<b>7</b>	<b>Washington</b>	<b>5-1</b>	<b>1098</b>
8	Penn State	4-1	1097
9	Texas	5-1	956
10	UCF	5-0	917
11	Oklahoma	5-1	879
12	Michigan	5-1	875
13	LSU	5-1	794
14	Florida	5-1	719
<b>15</b>	<b>Wisconsin</b>	<b>4-1</b>	<b>710</b>
16	Miami	5-1	591
17	Oregon	4-1	505
18	Kentucky	5-1	485
19	Colorado	5-0	419
20	NC State	5-0	342
21	Auburn	4-2	335
22	Texas A&M	4-2	257
23	South Florida	5-0	144
24	Mississippi State	4-2	136
25	Cincinnati	6-0	114

**Others receiving votes:** Iowa 87, Stanford 59, Washington State 46, San Diego State 24, TCU 20, Appalachian State 11, **Utah State 9**, Utah 5, South Carolina 2, Hawai'i 1

**USA Today Coaches Poll**

#	Team (1st place)	Record	Votes
1	Alabama(61)	6-0	1597
2	Georgia	6-0	1496
3	Ohio State(1)	6-0	1476
4	Clemson(2)	6-0	1433
5	Notre Dame	6-0	1348
6	West Virginia	5-0	1249
<b>7</b>	<b>Washington</b>	<b>5-1</b>	<b>1148</b>
8	Penn State	4-1	1136
9	UCF	5-0	932
<b>10</b>	<b>Wisconsin</b>	<b>4-1</b>	<b>916</b>
11	Oklahoma	5-1	903
12	LSU	5-1	858
13	Michigan	5-1	846
14	Texas	5-1	833
15	Miami	5-1	657
16	Florida	5-1	633
17	Oregon	4-1	558
18	Colorado	5-0	513
19	NC State	5-0	413
20	Kentucky	5-1	381
21	Auburn	4-2	357
22	Texas A&M	4-2	205
23	South Florida	5-0	185
24	Stanford	4-2	156
25	Cincinnati	6-0	133

**Others receiving votes:** Washington State 113, Iowa 89, Mississippi State 67, Appalachian State 38, TCU 33, San Diego State 25, **Utah 12**, **Utah State 11**, South Carolina 10, Duke 8, Troy 8, Syracuse 6, **Hawai'i 6**, **Boise State 6**, Virginia Tech 2, Michigan State 1, Army 1, UAB 1, Fresno State 1

**Bold** = 2018 opponent

**INDEPENDENTS SNAPSHOT**

BYU is one of six FBS Independent teams. Here is a look at how the Cougars and the other independents did last week.

Team	W-L	Last game	Next Game
Notre Dame	6-0	W, 45-23 at Virginia Tech	at Pittsburgh
BYU	3-3	L, 45-20 vs. Utah State	Hawaii
Army	3-2	W, 42-13 at Buffalo	at San Jose State
Liberty	2-3	L, 49-41 at NMS	at Troy
New Mexico St	2-4	W, 49-41 vs. Liberty	LA-Lafayette
UMass	2-5	L, 58-42 vs. South Florida	at Coastal

**POLYNESIAN PIPELINE**

The Polynesian Islands have become a hotbed for recruiting in recent years, but BYU has been one of the pioneers in bringing these players from Tonga, Samoa, the Hawaiian Islands and all of Polynesia to the forefront of college football since the early 1950s. About 40 members of the current roster are of Polynesian descent.

Some of BYU's most celebrated and decorated players have come from the Pacific islands, including All-Americans, national record holders, players who have gone on to compete in the NFL and now, several members of BYU's current coaching and support staff.

Kalani Sitake was named BYU's 14th head coach on Dec. 19, 2015, becoming the first Tongan head football coach in the NCAA. His staff includes Polynesians Ilaisa Tuiaki, Fesi Sitake, Nu'u Tafisi, Jack Damuni, Jasen Ah You, Alema Fitsemanu, Vince Feula, Matt Ah You and Harvey Unga.

**FORMER PLAYERS ON STAFF**

There are 18 former BYU football players on the football and athletic administration staff. Members of the staff were part of Cougar teams that won the 1980 "Miracle Bowl," the 1984 National Championship, Heisman Trophy, 1996 Cotton Bowl along with many other accolades.

Tom Holmoe	DB	1978-82	Athletic Director
Kalani Sitake	RB/FB	1994, 97-00	Head Football Coach
Chad Lewis	TE	1993-96	Associate AD/Development
Lee Johnson	P	1980-84	Assistant Development Director
Robbie Bosco	QB	1981-85	Varsity Club/Development
Fui Vakapuna	RB	2002-03, 06-08	Assistant to the AD
Ed Lamb	LB/DE	1994-96	Asst. Head Coach/Linebackers/Sp. Tms
Aaron Roderick	WR	1996-98	Pass Game Coordinator/Quarterbacks
Jernaro Gilford	DB	1999-03	Cornerbacks
Preston Hadley	DB	2011-12	Safeties
Alema Fitsemanu	LB	1984-85, 89-90	Player Personnel Coordinator
Jack Damuni	DB	1993-94	Community Relations Coordinator
JD Falslev	WR	2009-13	Football Analyst
Matt Ah You	LB	2003-05, 08	Football Analyst
Vince Feula	DL	2004-05	Graduate Assistant/Defense
Manase Tonga	RB	2005-09	Graduate Assistant/Defense
Harvey Unga	RB	2006-09	Graduate Assistant/Offense
Dallas Reynolds	OL	2005-08	Graduate Assistant/Offense

**AVERAGE AGE, MARRIED PLAYERS, ETC.**

The average age of BYU's 2018 roster is 21.5 years of age. The Cougars also have 25 married players. Six of the married players have a child.

**FATHERS AND SONS**

BYU has a family legacy unique to many other institutions. This year's squad features nine players with fathers who also played football at BYU.

Dylan Collie, WR	Scott Collie, WR (1978-82)
James Empey, OL	Mike Empey, OL (1987, 91-93)
Gavin Fowler, DB	Blaine Fowler, QB (1981-85)
Kyle Griffiths, RB	Bobby Griffiths, DB (1987, 92-93)
Hayden Griffiths, QB	Bobby Griffiths, DB (1987, 92-93)
Jaren Hall, QB	Kalin Hall, RB (1992-93)
Corbin Kaufusi, DL	Steve Kaufusi, DL (1985-87)
Devin Kaufusi, DL	Steve Kaufusi, DL (1985-87)
Ului Lapuaho, OL	Robert Lapuaho, DL (1985-89)
Payton Wilgar, LB	Dana Wilgar, DB (1973-76)

**BROTHERS IN ARMS**

BYU has seven sets of brothers on the current roster, more than any other school.

El-Bakri	Brayden (Sr. RB) and Bracken (So. DL)
Griffitts	Kyle (So. RB) and Hayden (So. QB)
Kaufusi	Corbin (Sr., DL) and Devin (Fr., DL)
Kaufusi	Isaiah (So. LB) and Jackson (Fr. LB)
Pau'u	Butch (Sr. LB) and Neil (So. WR)
Pulsipher	Adam (Sr. LB) and Addison (Jr. TE)
Romney	Baylor (Fr., QB) and Gunner (Fr., WR)

**2018 OPPONENTS**

ARIZONA	3-3
Last week	W 24-17 vs. Cal
This week	at Utah
Next week	at UCLA
CALIFORNIA	3-2
Last week	L 24-17 at Arizona
This week	UCLA
Next week	at Oregon State
WISCONSIN	4-1
Last week	W 41-24 at Nebraska
This week	Michigan
Next week	at Illinois
MONEESE STATE	5-1
Last week	W 24-21 at ACU
This week	Bye
Next week	Incarnate Word
WASHINGTON	5-1
Last week	W 31-24 at UCLA
This week	at Oregon
Next Week	Colorado
UTAH STATE	4-1
Last week	W 45-20 at BYU
This week	UNLV
Next week	at Wyoming
HAWAII	6-1
Last week	W 17-13 vs. Wyoming
This week	at BYU
Next week	Nevada
NORTHERN ILLINOIS	3-3
Last week	W 24-16 vs. Ball State
This week	at Ohio
Next week	Bye
BOISE STATE	3-2
Last week	L 19-14 vs. San Diego State
This week	at Nevada
Next week	Colorado State
UMASS	2-5
Last week	L 58-42 vs. South Florida
This week	Bye
Next week	at Coastal Carolina
NEW MEXICO ST.	2-4
Last week	W 49-41 vs. Liberty
This week	Louisiana-Lafayette
Next week	at Georgia Southern
UTAH	3-2
Last week	W 40-21 at Stanford
This week	Arizona
Next week	USC
<b>Combined record: 43-26 (.623)</b>	

**BYU FALLS TO UTAH STATE 45-20 AT HOME**

PROVO, Utah – BYU fell to Utah State 45-20 in the team's lone Friday game this season at LaVell Edwards Stadium.

Following three-and-outs by both teams to open the game, Micah Simon caught a nine-yard catch to bring up 4th-and-1 on the second drive, and the Cougars decided to go for it. Mangum threw just his third interception of the season on the conversion attempt, which was returned by the Aggies 56 yards for the first touchdown of the game.

The Aggies then put together a 73-yard drive to set up another scoring opportunity, throwing a pass into the endzone on 4th-and-1 to go up, 14-0. The Cougars got the ball back just before the end of the first quarter, closing the period with a 14-yard pass to Matt Bushman.

The Cougars opened the second quarter with a fumble that was recovered by the Aggies, cutting the potential scoring drive short. Utah State's offense took over on BYU's 35-yard line, allowing the Aggies to score once again less than three minutes into the second quarter.

BYU entered the blue zone for the first time with five minutes remaining in the second second quarter, thanks in large part to a series of penalties by Utah State's defense. Mangum threw for 47 yards on the drive, capped off by a five-yard pass to Lopini Katoa to bring the score to 21-7 just before the half. The Cougars gained 75 yards off of Utah State penalties in the first half.

The Aggies started the second half with an 81-yard drive to give Utah State quarterback Jordan Love his third touchdown pass of the night, and go up, 28-7. Later in the quarter the Aggies put together another 80-yard drive, putting themselves at a 35-7 lead. The Cougars responded by marching down the field in under two minutes for their second touchdown of the night. The highlight of the drive was a 46-yard pass from Mangum to Shumway, and ended with Dylan Collie's first touchdown in a BYU uniform. The Cougars missed the extra point to put the score at 35-13 late in the third quarter. BYU got the ball back with two minutes left in the period, but a fumble on the final play gave Utah State the ball back.

Love was responsible for his fifth score of the night, and first on the ground, to open the final quarter, extending the Aggie lead to 42-13. USU kicked its first field goal of the game midway through the fourth quarter to push the advantage to 45-13. Wilson entered the game for BYU late in the fourth quarter, marking his second appearance of the season. He opened by throwing a 14-yard pass to Bushman and rushing for 26 yards to the USU 42-yard line. The drive continued with a 20-yard pass to Shumway and ended with an 18-yard touchdown pass to Gunner Romney, the first of his and Wilson's BYU careers. A field goal brought BYU up to 20 points.

**NUMERICAL ROSTER**

No.	Name	Pos.	No.	Name	Pos.	Ht.	Wt.	Yr.	Hometown/Last School
1	Davis, Akile	WR	45	Allgeier, Tyler	RB	5-11	200	Fr.	Fontana, CA / Kaiser HS
1	Warner, Troy	DB	26	Almond, Rhett	P/K	6-4	200	R-Sr.	Valencia, CA / Hart HS
2	Hadley, Matthew	RB/LB	23	Anderson, Zayne	LB	6-2	215	Sr.	Stansbury Park, UT / Stansbury HS
3	Armstrong, Isaiah	DB	3	Armstrong, Isaiah	DB	6-2	195	Jr.	Redlands, CA / Riverside City College
3	Collie, Dylan	WR	65	Atagi, Ethan	OL	6-5	320	Fr.	Ogden, UT / Bonneville HS
4	Davis, Brach	DB	56	Barrington, Clark	OL	6-6	275	Fr.	Spokane, WA / University HS
4	Katoa, Lopini	RB	82	Bastian, Brock	LS	6-2	200	R-Fr.	Central Valley, UT / South Sevier HS
5	Ghanwoloku, Dayan	DB	48	Biagi, Michael	LB	6-3	205	Fr.	Provo, UT / Provo HS
7	Greene, Trevion	DB	98	Bruno, Michael	DL	6-5	240	Fr.	Grand Anse, Grenada / Wesley College Secondary
7	Hoge, Beau	RB/QB	24	Buhler, Joshua	DB	6-1	205	Jr.	Springville, UT / Snow College
10	Critchlow, Joe	QB	34	Burt, Riley	RB	6-1	210	R-Jr.	Martius, UT / Box Elder HS
10	Herron, Isaiah	DB	89	Bushman, Matt	TE	6-5	245	So.	Tucson, AZ / Sabino HS
11	Lee, Austin	DB	22	Canada, Squally	RB	5-11	210	R-Sr.	Milpitas, CA / Washington State
11	Wilson, Zach	DB	97	Chambers, Austin	DL	6-5	310	R-So.	Shawnee Mission, KS / Shawnee Mission West HS
12	Mangum, Tanner	QB	67	Christensen, Brady	OL	6-5	295	R-Fr.	Bountiful, UT / Bountiful HS
12	Moore, Malik	DB	3	Collie, Dylan	WR	5-10	180	R-Sr.	El Dorado Hills, CA / Hawai'i
13	Romney, Baylor	QB	17	Conner, Stacy	QB	6-5	190	Fr.	Wylie, TX / Wylie HS
13	Simon, Micah	WR	85	Cosper, Brayden	WR	6-3	205	Fr.	South Jordan, UT / Bingham HS
15	Griffits, Hayden	QB	37	Cridde, Matthew	DB	6-1	195	R-Fr.	Highland, UT / Snow College
15	Hifo, Aleva	WR	10	Critchlow, Joe	QB	6-4	215	So.	Franklin, TN / Franklin HS
16	Hall, Jaren	QB	1	Davis, Akile	WR	6-2	205	R-Jr.	DeSoto, TX / DeSoto HS
16	Taktiki, Sione	LB	4	Davis, Brach	DB	6-1	170	Fr.	Salt Lake City, UT / Olympus HS
17	Conner, Stacy	QB	99	Dawe, Zac	DL	6-4	280	R-So.	Pleasant Grove, UT / Pleasant Grove HS
17	Laulu-Pututau, Moroni	TE	93	El-Bakri, Bracken	DL	6-3	285	R-So.	Salt Lake City, UT / Brighton HS
18	Shelton, Michael	DB	35	El-Bakri, Brayden	RB	6-0	245	R-Sr.	Salt Lake City, UT / Brighton HS
19	Jones, Danny	P	30	Ellis, Keenan	DB	6-0	175	R-Fr.	Chula Vista, CA / Bonita Vista HS
20	McChesney, Austin	DB	66	Empey, James	OL	6-4	297	R-Fr.	American Fork, UT / American Fork HS
20	Southam, Skyler	K	55	Fauatea, Lorenzo	DL	6-4	300	R-Fr.	West Valley, Utah / Hunter HS
21	Lee, Sam	LB	42	Finau, Sione	RB	5-11	180	Fr.	Kearns, UT / Kearns HS
21	Shumway, Talon	WR	31	Folau, Christian	LB	6-1	237	R-Fr.	Salt Lake City, UT / East HS
22	Canada, Squally	RB	64	Foley, Matt	LS	6-1	215	Sr.	Temecula, CA / Temecula Valley HS
22	Anderson, Zayne	RB	27	Fowler, Gavin	DB	6-0	191	R-Sr.	Kaysville, UT / Davis HS
24	Buhler, Joshua	DB	68	Gentry, JT	OL	6-5	280	Fr.	Littleton, CO / Columbine HS
24	Kafentzis, Austin	DB	5	Ghanwoloku, Dayan	DB	5-11	200	R-Jr.	Layton, UT / Northridge HS
24	Vickers, Jaylon	DB	7	Greene, Trevion	DB	6-3	195	Jr.	East Palo Alto, CA / Chabot College
25	Jacobson, Tanner	DB/RB	42	Griffits, Kyle	RB	6-3	235	R-So.	Windermere, FL / West Orange HS
26	Almond, Rhett	P/K	15	Griffits, Hayden	QB	6-2	205	R-So.	Windermere, FL / West Orange HS
26	Harris, Koy	WR	2	Hadley, Matthew	LB	6-0	215	R-Sr.	Connell, WA / Connell HS
27	Fowler, Gavin	DB	1	Hall, Jaren	QB	6-1	210	Fr.	Spanish Fork, UT / Maple Mountain HS
27	Powell, Sawyer	DB	26	Harris, Koy	WR	6-1	175	Fr.	Henderson, NV / Coronado HS
29	Mikkelsen, Andrew	K	98	Harris, Mitch	LS	6-4	216	R-Jr.	Gilbert, AZ / Perry HS
30	Ellis, Keenan	DB	80	Heaps, Nate	TE	6-4	245	R-Fr.	American Fork, UT / American Fork HS
31	Folau, Christian	LB	77	Herring, Chandon	OL	6-7	302	R-So.	Gilbert, AZ / Perry HS
32	Wilcox, Chris	DB	10	Herron, Isaiah	DB	6-1	175	Fr.	Las Vegas, NV / Arbor View HS
32	Holker, Dallin	TE	15	Hifo, Aleva	WR	5-10	187	Jr.	Menifee, CA / Heritage HS
33	Tooley, Max	DB	7	Hoge, Beau	RB	6-1	220	R-Jr.	Fort Thomas, KY / Highlands HS
34	Burt, Riley	RB	69	Hoge, Tristan	OL	6-5	305	R-So.	Pocatello, ID / Notre Dame
35	El-Bakri, Brayden	RB	32	Holker, Dallin	TE	6-5	230	Fr.	Lehi, UT / Lehi HS
36	Mandell, D'Angelo	DB	71	Hoyt, Austin	OL	6-8	315	R-Sr.	Ione, CA / Argonaut HS
36	Pyper, Morgan	LB	25	Jacobson, Tanner	RB	5-10	185	Sr.	Southlake, TX / Texas Tech
37	Cridde, Matthew	DB	39	Jensen, Drew	LB	6-2	205	Fr.	Salt Lake City, UT / Brighton HS
37	Whetzel, Austin	WR	70	Jimenez, Jacob	OL	6-5	305	R-Jr.	Pflugerville, TX / Pflugerville HS
38	Pau'u, Butch	LB	19	Jones, Danny	P	6-4	240	R-So.	Essendon, Australia / La Trobe University
38	Jensen, Drew	LB	24	Kafentzis, Austin	DB	6-1	195	R-Jr.	Sandy, UT / Arizona Western College
39	Kapisi, Jared	DB/K	94	Kaluhiokalani, Kamalani	DL	6-0	290	Sr.	Kane'ohe, HI / Kamehameha HS
41	Pulsipher, Adam	DB	39	Kapisi, Jared	DB/K	6-0	190	R-So.	Pukalani, HI / Maui HS
42	Finau, Sione	RB	90	Katoa, Lopini	RB	6-1	210	R-Fr.	American Fork, UT / American Fork HS
42	Griffits, Kyle	RB	92	Kaufusi, Corbin	DL	6-9	275	R-Sr.	Provo, UT / Timpview HS
42	Tapusoa, Johnny	LB	92	Kaufusi, Devin	DL	6-7	255	Fr.	Provo, UT / Timpview HS
43	Lolohea, AJ	LB	53	Kaufusi, Isaiah	LB	6-2	210	R-So.	Cottonwood Heights, UT / Brighton HS
43	Price, Mitchell	DB	47	Kaufusi, Jackson	LB	6-2	220	Fr.	Cottonwood Heights, UT / Brighton HS
44	Powell, Riggs	LB	76	LaChance, Harris	OL	6-8	303	Fr.	Herriman, UT / Herriman HS
45	Allgeier, Tyler	RB	60	Langi, Motekiai	DL	6-7	385	R-Fr.	Matangiake, Tonga / Tonga HS
45	Sandlin, Rhett	LB	73	Lapuaho, Ului	OL	6-7	330	R-Sr.	West Valley, UT / Hunter HS
47	Kaufusi, Jackson	LB	17	Laulu-Pututau, Moroni	TE	6-5	240	R-Jr.	Hyrum, UT / Mountain Crest HS
48	Biagi, Michael	LB	11	Lee, Austin	DB	6-0	200	R-Jr.	Sandy, UT / Utah/SLCC
48	McFarland, Darius	RB	21	Lee, Sam	LB	6-1	200	R-Fr.	Escondido, CA / San Pasqual HS
49	Wilgar, Payton	LB	96	Leiautau, Uriah	DL	6-4	265	R-So.	Compton, CA / Dominguez HS
50	Mo'unga, Tevita	DL	96	Leishman, Tanner	TE	6-6	230	R-Fr.	Las Vegas, NV / Desert Hills HS
50	Sampson, Nate	LB	43	Lolohea, AJ	LB	6-3	235	R-Fr.	Salt Lake City, UT / West HS
52	Pili, Trajan	DL	74	Longson, Kieffer	OL	6-7	305	R-So.	San Ramon, CA / Dougherty Valley HS
52	Kaufusi, Isaiah	LB	83	Lotulelei, Inoke	WR	5-9	190	Jr.	Midvale, UT / Cottonwood HS
54	Taliauli, Merrill	DL	62	Mahe, Atunaisa	DL	6-1	290	Fr.	West Jordan, UT / West Jordan HS
55	Fauatea, Lorenzo	DL	36	Mandell, D'Angelo	DB	6-1	175	R-Fr.	San Diego, CA / Del Norte HS
56	Barrington, Clark	OL	12	Mangum, Tanner	QB	6-3	205	Sr.	Eagle, ID / Eagle HS
57	Tofa, Alden	DL	20	McChesney, Austin	DB	6-1	180	R-So.	Highland, UT / Lone Peak HS
58	Leiautau, Uriah	DL	48	McFarland, Darius	RB	6-2	270	Fr.	Brigham City, UT / Box Elder HS
59	Shoaf, Thomas	DL	29	Mikkelsen, Andrew	K	6-0	200	Sr.	Canby, OR / Oregon State
60	Langi, Motekiai	DL	82	Milne, Dax	WR	6-0	180	Fr.	South Jordan, UT / Bingham HS
61	Saleapaga, Keanu	OL	12	Moore, Malik	DB	6-1	175	Fr.	San Diego, CA / Point Loma HS
62	Mahe, Atunaisa	LS	50	Mo'unga, Tevita	DL	6-3	340	R-Jr.	Murrieta, CA / Vista Murrieta HS
64	Foley, Matt	LS	88	Nwigwe, JJ	DL	6-5	260	Sr.	Rockwall, TX / Rockwall-Heath HS
65	Atagi, Ethan	OL	84	Pau'u, Neil	WR	6-4	213	So.	Anaheim, CA / Servite HS
66	Empey, James	OL	38	Pau'u, Butch	LB	6-0	225	R-Sr.	Anaheim, CA / Servite HS
67	Christensen, Brady	OL	52	Pili, Trajan	DL	6-2	247	R-Jr.	Las Vegas, NV / Centennial HS
68	Gentry, JT	OL	44	Powell, Riggs	LB	6-2	220	R-Sr.	Aptos, CA / Cabrillo College
69	Hoge, Tristan	OL	28	Powell, Sawyer	DB	6-1	195	R-Sr.	West Richland, WA / Richland HS
70	Jimenez, Jacob	OL	43	Price, Mitchell	DB	6-0	190	So.	Pleasant Grove, UT / Pleasant Grove HS
71	Hoyt, Austin	OL	41	Pulsipher, Adam	LB	6-1	220	R-Sr.	Temecula, CA / Temecula Valley HS
73	Lapuaho, Ului	OL	87	Pulsipher, Addison	TE	6-5	295	R-Jr.	Temecula, CA / Temecula Valley HS
74	Longson, Kieffer	OL	36	Pyper, Morgan	RB	6-2	205	R-Fr.	Idaho Falls, ID / Hillcrest HS
76	LaChance, Harris	OL	13	Romney, Baylor	QB	6-2	190	Fr.	El Paso, TX / Franklin HS
77	Herring, Chandon	OL	80	Romney, Gunner	WR	6-3	185	Fr.	Chandler, AZ / Chandler HS
78	Thorson, Michael	OL	61	Saleapaga, Keanu	OL	6-6	295	R-Fr.	Lakewood, California / La Mirada HS
79	Smith, Jacob	OL	50	Sampson, Nate	LB	6-2	230	R-Sr.	Pleasant Grove, UT / Pleasant Grove HS
80	Heaps, Nate	TE	46	Sandlin, Rhett	LB	6-3	230	R-Sr.	Draper, UT / Alta HS
80	Romney, Gunner	WR	18	Shelton, Michael	DB	5-8	175	R-Sr.	Raleigh, NC / Wakefield HS
82	Milne, Dax	WR	59	Shoaf, Thomas	OL	6-5	300	R-Jr.	Columbus, IN / Columbus HS
83	Lotulelei, Inoke	WR	21	Shumway, Talon	WR	6-3	210	R-Jr.	South Jordan, UT / Lone Peak HS
84	Pau'u, Neil	WR	13	Simon, Micah	WR	6-1	190	R-Jr.	Dallas, TX / Bishop Dunne HS
85	Cosper, Brayden	WR	79	Smith, Jacob	OL	6-5	290	Fr.	Farmington, MN / Rosemount HS
85	Tuipulotu, Hank	TE	20	Southam, Skyler	K	6-0	190	Fr.	Heber City, UT / Wasatch HS
86	Ward, Benjamin	TE	16	Taktiki, Sione	LB	6-2	230	R-Sr.	Fontana, CA / Heritage HS
87	Pulsipher, Addison	TE	54	Taliauli, Merrill	DL	6-2	310	Sr.	Salt Lake City, UT / East HS
88	Nwigwe, JJ	TE	42	Tapusoa, Johnny	RB	5-10	225	Jr.	Laie, HI / Kahuku HS
89	Bushman, Matt	TE	96	Tei-Kirby, Wayne	DL	6-3	315	R-So.	Pocatello, Idaho / Oregon
90	Kaufusi, Corbin	DL	78	Thorson, Michael	OL	6-5	290	Fr.	Ramona, CA / Ramona HS
91	Tuioi-Mariner, Earl	DL	57	Tofa, Alden	DL	6-4	271	R-Fr.	West Jordan, UT / West Jordan HS
92	Kaufusi, Devin	DL	95	Tonga, Khyiris	DL	6-4	340	So.	West Valley, Utah / Granger HS
93	El-Bakri, Bracken	DL	33	Tooley, Max	LB	6-2	210	Fr.	Bountiful, UT / Bountiful HS
94	Kaluhiokalani, Kamalani	DL	94	Tuiloama, Jeddy	DL	6-1	281	So.	Topeka, KS / Butler Community College
94	Tuiloama, Jeddy	DL	91	Tuioi-Mariner, Earl	DL	6-4	280	R-Fr.	Topeka, KS / Washburn HS
95	Tonga, Khyiris	DL	85	Tuipulotu, Hank	TE	6-3	225	Fr.	Fort Mill, SC / Nation Ford HS
96	Leishman, Tanner	TE	24	Vickers, Jaylon	DB	5-9	180	Fr.	Salt Lake City, UT / East HS
97	Tei-Kirby, Wayne	DL	86	Ward, Benjamin	TE	6-5	235	Fr.	Dallastown, PA / Dallastown HS
97	Chambers, Austin	DL	1	Warner, Troy	DB	6-1	197	Jr.	San Marcos, CA / Mission Hills HS
98	Bruno, Michael	DL	37	Whetzel, Austin	WR	5-11	175	R-So.	Lehi, UT / Lehi HS
98	Harris, Mitch	LS	32	Wilcox, Chris	DB	6-2	195	Jr.	Fontana, CA / Eleanor Roosevelt HS
99	Dawe, Zac	DL	49	Wilgar, Payton	LB	6-3	220	Fr.	St. George, UT / Dixie HS
			11	Wilson, Zach	QB	6-3	205	Fr.	Draper, UT / Corner Canyon HS

**PRONUNCIATION GUIDE**

Squally Canada	squall-ee
Akile Davis	ah-KEE-lay
Brayden/Bracken	
El-Bakri	el-BACK-ree
Keenan Ellis	Kee-nan Ellis
James Empey	Emp-ee
Lorenzo Fauatea	Lo-Ren-zo Fow-uh-tay-uh
Kavika Fonua	ka-VEE-kah fo-NOO-ah
Christian Folau	Fo-LAUW
Dayan Ghanwoloku	Die-an GAH-WOH-lo-ko
Trevion Greene	TRAY-vee-on
Chandon Herring	CHAN-don Hair-ing
Aleva Hifo	Uh-leh-vuh Hee-fo
Beau/Tristen Hoge	Hawj
Jacob Jimenez	Him-EN-ez
Austin Kafentzis	Kuh-FENT-zis
Jared Kapisi	Kah-pee-see
Lopini Katoa	Loh-pee-nee Kah-TOH-uh
Kaufusi	Kah-FOO-see
Motekiai Langi	Moh-teh-kee-ah-ee
	Long-ee
Ului Lapuaho	oo-LOO-ee
	lah-poo-ah-ho
Moroni	
Laulu-Pututau	more-OH-nigh la-oo-oo
	POO-too-tau
Uriah Leiataua	Ur-eye-uh
	Lay-ah-Ta-OO-ah
AJ Lolohea	Lo-lo-Hay-uh
Inoke Lotulelei	in-oh-keh lo-too-leh-lay
David Lui	LOO-ee
Tanner Mangum	Maingum
Dax Milne	Milln
Tevita Mo'unga	Tah-vee-tuh Mo-OONG-gah
JJ Nwigwe	No-WIG-wee
Butch/Neil Pau'u	Pauw-oo
Trajan Pili	Tray-jun Pee-lee
Keanu Saleapaga	Kee-AH-noo
	Saw-lay-uh-pah-gah
Sione Taktiki	See-OH-nay
	TOCK-ee-TOCK-ee
Merill Taliauli	tall-ee-Ah-oo-lee
Johnny Tapusoa	Tap-oo-So-ah
Wayne Tei-Kirby	Tay-Kirby
Alden Tofa	All-den TOH-fah
Khyiris Tonga	Kye-riss Tonga (like the country)
Jeddy Tuiloama	Too-ee-loh-mah
Earl Tuioi-Mariner	Too-ee-oh-tee Mare-in-er

**\*\*Please visit with BYU's media relations staff for the most up-to-date and correct pronunciation**

## OFFENSE

<b>QB</b>	12	Tanner Mangum	6-3	205	Sr.
	11	Zach Wilson	6-3	205	Fr.
<b>RB</b>	22	Squally Canada	5-11	210	R-Sr.
	-or- 4	Lopini Katoa	6-1	210	R-Fr.
<b>FB</b>	35	Brayden El-Bakri	6-0	245	R-Sr.
	48	Darius McFarland	6-2	265	Fr.
<b>WR</b>	21	Talon Shumway	6-3	210	R-Jr.
	13	Micah Simon	6-1	190	R-Jr.
	1	Akile Davis	6-2	205	R-Jr.
<b>WR</b>	80	Gunner Romney	6-3	185	Fr.
	84	Neil Pau'u	6-4	213	So.
	82	Dax Milne	6-0	180	Fr.
<b>SLOT</b>	15	Aleva Hifo	5-10	187	Jr.
	3	Dylan Collie	5-10	180	R-Sr.
	83	Inoke Lotulelei	5-9	190	Jr.
<b>TE</b>	89	Matt Bushman	6-5	245	So.
	-or- 32	Dallin Holker	6-5	230	Fr.
<b>LT</b>	67	Brady Christensen	6-6	295	R-Fr.
	74	Kieffer Longson	6-7	305	R-So.
<b>LG</b>	59	Thomas Shoaf	6-5	300	R-Jr.
	-or- 61	Keanu Saleapaga	6-6	295	R-Fr.
<b>C</b>	66	James Empey	6-4	297	R-Fr.
	70	Jacob Jimenez	6-5	305	R-Jr.
<b>RG</b>	69	Tristen Hoge	6-5	305	R-So.
	77	Chandon Herring	6-7	302	R-So.
<b>RT</b>	71	Austin Hoyt	6-8	315	R-Sr.
	73	Ului Lapuahoh	6-7	330	R-Sr.
	-or- 76	Harris LaChance	6-8	303	Fr.

## DEFENSE

<b>E</b>	52	Trajan Pili	6-2	247	R-Jr.
	58	Uriah Leiataua	6-4	265	R-So.
	57	Alden Tofa	6-4	271	R-Fr.
<b>N</b>	95	Khyiris Tonga	6-4	340	So.
	54	Merrill Taliauli	6-2	310	Sr.
	55	Lorenzo Fauatea	6-4	300	R-Fr.
<b>T</b>	93	Bracken El-Bakri	6-3	285	R-So.
	99	Zac Dawe	6-4	280	R-So.
	-or- 91	Earl Tuioti-Mariner	6-4	280	R-Fr.
<b>OE</b>	90	Corbin Kaufusi	6-9	275	R-Sr.
	92	Devin Kaufusi	6-7	260	Fr.
<b>FLB</b>	23	Zayne Anderson	6-2	215	Sr.
	44	Riggs Powell	6-2	220	R-Sr.
	2	Matt Hadley	6-1	215	R-Sr.
<b>MLB</b>	38	Butch Pau'u	6-0	225	R-Sr.
	-or- 41	Adam Pulsipher	6-1	220	R-Sr.
	46	Rhett Sandlin	6-3	230	R-Sr.
<b>WLB</b>	16	Sione Takitaki	6-2	230	R-Sr.
	53	Isaiah Kaufusi	6-2	210	R-So.
	47	Jackson Kaufusi	6-2	220	Fr.
<b>NICKEL</b>	18	Michael Shelton	5-8	175	R-Sr.
	-or- 30	Keenan Ellis	6-0	175	R-Fr.
<b>LC</b>	18	Michael Shelton	5-8	175	R-Sr.
	10	Isaiah Herron	6-1	175	Fr.
	-or- 12	Malik Moore	6-1	175	Fr.
<b>FS</b>	11	Austin Lee	6-0	200	R-Jr.
	-or- 1	Troy Warner	6-1	197	Jr.
	3	Isaiah Armstrong	6-2	195	R-Jr.
	24	Austin Kafentzis	6-1	195	R-Jr.
<b>SS</b>	5	Dayan Ghanwoloku	5-11	200	R-Jr.
	-or- 1	Troy Warner	6-1	197	Jr.
	28	Sawyer Powell	6-1	195	R-Sr.
	27	Gavin Fowler	6-0	191	R-Sr.
<b>RC</b>	32	Chris Wilcox	6-2	195	Jr.
	30	Keenan Ellis	6-0	175	R-Fr.
	36	D'Angelo Mandell	6-1	175	R-Fr.

## SPECIALISTS

<b>PK</b>	20	Skyler Southam	6-0	195	Fr.	<b>P</b>	26	Rhett Almond	6-4	200	R-Sr.
	29	Andrew Mikkelsen	6-0	200	R-Sr.		19	Danny Jones	6-4	240	R-So.
<b>KO</b>	29	Andrew Mikkelsen	6-0	200	R-Sr.	<b>KRET</b>	15	Aleva Hifo	5-10	187	Jr.
	20	Skyler Southam	6-0	195	Fr.		2	Matt Hadley	6-0	210	R-Sr.
<b>H</b>	27	Gavin Fowler	6-0	191	R-Sr.	<b>PRET</b>	18	Michael Shelton	5-8	175	R-Sr.
	25	Tanner Jacobson	5-10	185	Sr.		3	Dylan Collie	5-10	180	R-Sr.
-or-	15	Aleva Hifo	5-10	187	Jr.						
<b>LS</b>	98	Mitch Harris	6-4	216	R-Jr.						
	64	Matt Foley	6-1	215	Sr.						





BYU OFFENSE BY THE NUMBERS

**1.00** The Cougar offensive line has allowed one sack per game through the first six contests, ranking No. 15 in the nation. BYU gave up one sack against Utah State.

**3** Three different Cougars scored their first receiving touchdowns against Utah State in Lopini Katoa, Dylan Collie and Gunner Romney. Katoa had previously gotten into the end zone for three rushing scores.

**9+** BYU is spreading the ball around to an average of more than nine receivers per game. The Cougars have had 10 or more different receivers catch passes three times this year in a single game (Arizona, Cal, Utah State).

BYU OFFENSE IN THE NCAA (As of 10.7.18)

TEAM

Total Offense . . . . .	306.0 (124)
Passing Offense . . . . .	189.5 (104)
Passing Efficiency . . . . .	121.5 (99)
Rushing Offense . . . . .	116.5 (116)
Scoring Offense . . . . .	21.2 (117)
Total First Downs . . . . .	102 (98)
Third Down Conversions . . . . .	35.1 (05)
Sacks Allowed/G . . . . .	1.0 (15)
Tackles for loss allowed/G . . . . .	5.83 (69)
Fumbles lost . . . . .	4 (61)
Passing yards per completion . . . . .	9.72 (123)
Red zone conversions . . . . .	84.2 (71)
Time of Possession . . . . .	30:16 (63)
Rushing touchdowns . . . . .	Squally Canada, 5 (42)
. . . . .	Lopini Katoa 3 (138)
Rushing yards per game . . . . .	Squally Canada, 55.7 (126)
Total rushing yards . . . . .	Squally Canada, 334 (105)
Total touchdowns . . . . .	Squally Canada, 5 (80)
. . . . .	Lopini Katoa, 4 (150)
Completions per game . . . . .	Tanner Mangum, 18.67 (49)

OTHER OFFENSIVE PLAYERS TO WATCH

#1 Akile Davis, WR, R-Jr.

Has played in 19 games, mostly on special teams. Caught a 12-yard pass against McNeese.

#3 Dylan Collie, WR, R-Sr.

Caught a 9-yard touchdown pass against Utah State. A graduate transfer from Hawai'i, posted 1,300 receiving yards in his career. Younger brother of Zac and Austin Collie.

#7 Beau Hoge, RB, R-Jr.

Saw first action of 2018 against Cal. The son of NFL running back Merrill Hoge, he is a natural runner with a big upside.

#13 Micah Simon, WR, So.

Team captain, caught two passes for 20 yards against Utah State. Had 27 receptions for 386 yards and three touchdowns in 2017. Caught a pass in 12 of 13 games last season.

#21 Talon Shumway, WR, R-Jr.

Posted career highs with five receptions and 110 yards against Utah State. Has 35 receptions for 444 yards over a 24 game career. Caught first career touchdown pass against McNeese. Had at least one reception in 11 games played last season.

#34, Riley Burt, RB, R-Jr.

Rushed for 20 yards against McNeese. Ran 23 times last season for 104 yards and one touchdown. Has played in 19 games in his career.

#35 Brayden El-Bakri, RB, Jr.

Played in 33 games, mostly as BYU's primary fullback and on special teams. Caught a 1-yard touchdown against Cal.

#80 Gunner Romney, WR, Fr.

Has played in five games, totaling seven receptions for 88 yards. Caught two balls for 26 yards, including an 18-yard touchdown against Utah State.

#82 Dax Milne, WR, Fr.

Caught four passes for 27 yards against Utah State. Has played in four games and has six receptions for 43 yards.

#84 Neil Pau'u, WR, Fr.

Caught a 12-yard pass against McNeese. Played in 11 games last season as a true freshman and had 14 receptions, 139 yards and two touchdowns.

#12 | TANNER MANGUM | QB | 6-3 | 205 | R-SR. | EAGLE, ID | EAGLE HS



- Started 27 of 32 career games
- Started eight games in 2017 prior to season-ending injury
- Six career 300-yard games
- No. 12 in BYU history with 6,200 career passing yards
- Named the 2015 Freshman of the Year by the Touchdown Club of Columbus

CAREER HIGHS (2017)

Passing Yards	365, UConn (2015)
Att	56, vs. Utah (2015)
Comp	35, UConn (2015)
Passing TD	4, @USU (2015)
Rush Att	11, twice (2015)
Rush YDS	42, SUU (2016)
Rushing TD	1, three times (*15 & *16)

2018 PASSING STATS

GP	COMP	ATT	YDS	Y/A	PCT	LNG	INT	TD	EFFIC	ATT	YDS	Y/A	LNG	TD
6	112	182	1042	5.73	0.62	46	3	5	115.40	13	-44	-3.38	3	0

RUSHING STATS

#15 | ALEVA HIFO | WR | 5-10 | 187 | JR. | MENIFEE, CA | HERITAGE HS



- Posted three catches for 32 yards, had five rushes for 45 yards and threw a 31-yard touchdown pass against Wisconsin
- Also has 18 carries for 94 yards
- Leads BYU in receptions (tied) and receiving yards
- Has played in 32 career games


CAREER HIGHS

Receptions	9, @ECU (2017)
Receiving Yards	148, @ECU (2017)
Receiving TD	1, twice (2017)
Long Reception	46, @ECU (2017)
All-Purpose Yards	148, twice

2018 RECEIVING STATS

GP	REC	YDS	Y/R	LNG	TD
6	18	180	10.00	30	0

#22 | SQUALLY CANADA | RB | 5-11 | 210 | R-SR. | MILPITAS, CA | WASHINGTON STATE



- Ran for 118 yards and two touchdowns at Wisconsin
- Posted a career-best three touchdowns at Arizona
- Led the 2017 team in rushing with 120 carries for 710 yards and six touchdowns
- Ran for career-high 213 yards against UNLV – the 10-most rushing yards in a single game by a BYU player

CAREER HIGHS

Rushing att	25, @UNLV (2017)
Rush yards	213, @UNLV (2017)
Rush TD	3, @Arizona (2018)
Long rush	54, @UNLV (2017)
Receptions	3, @Boise State (2016)
Receiving Yards	29, @Arizona (2018)
Receiving TD	–
Long Reception	15, @Arizona (2018)
All-Purpose Yards	213, @UNLV (2017)

2018 RUSHING STATS

GP	ATT	YARDS	Y/A	LONG	TD	REC	YARDS	Y/R	LONG	TD
6	71	334	4.70	46	5	4	40	10.0	15	0

RECEIVING STATS

#4 | LOPINI KATOA | RB | 6-1 | 210 | R-FR. | AMERICAN FORK, UT | AMERICAN FORK HS



- Ran for 27 yards and one touchdown and had 66 receiving yards at Washington
- Scored two touchdowns against McNeese
- Caught first career touchdown pass against Utah State
- Tied for team lead in receptions

CAREER HIGHS

Rushing att	10, McNeese
Rush yards	64, McNeese
Rush TD	2, McNeese
Long rush	15, McNeese
Receptions	7, at Washington
Receiving Yards	66, at Washington
Receiving TD	1, Utah State
Long Reception	27, at Washington
All-Purpose Yards	93, at Washington

2018 RECEIVING STATS

GP	ATT	YARDS	Y/A	LONG	TD	REC	YARDS	Y/R	LONG	TD
6	39	180	4.62	15	3	18	106	5.89	27	1

RECEIVING STATS

#89 | MATT BUSHMAN | TE | 6-5 | 245 | SO. | TUCSON, AZ | SABINO HS



- Posted four receptions and 78 yards against Utah State
- Caught two passes for 47 yards at Washington, including a career-best 39-yarder
- Has a reception in 17 of 18 career games
- Had a 24-yard touchdown at Arizona in the season opener
- Named a Freshman All-American in 2017 with 49 receptions and 520 yards

CAREER HIGHS

Receptions	9, at Fresno St. (2017)
Receiving Yards	97, at Fresno St. (2017)
Receiving TD	1, four times
Long Reception	39, at Washington (2018)
All-Purpose Yards	97, at Fresno St. (2018)

2018 RECEIVING STATS

GP	REC	YDS	Y/R	LNG	TD
6	10	187	18.7	39	1

RECEIVING STATS

**CHART TOPPERS**

**Passing Yards (Career)**

<b>1. Ty Detmer</b> .....	<b>15,031</b>
8. Steve Young .....	7,733
9. Marc Wilson .....	7,637
10. Steve Sarkisian .....	7,464
11. Taysom Hill .....	6,935
12. Tanner Mangum .....	6,200

**Passing Completions (Career)**

<b>1. Ty Detmer</b> .....	<b>958</b>
6. Taysom Hill .....	610
7. Kevin Feterik .....	609
8. Steve Young .....	592
9. John Walsh .....	588
10. Tanner Mangum .....	548

**Passing Attempts (Career)**

<b>1. Ty Detmer</b> .....	<b>1530</b>
6. Kevin Feterik .....	1004
7. Robbie Bosco .....	997
8. John Walsh .....	976
9. Marc Wilson .....	937
10. Tanner Mangum .....	918

**Passing Touchdowns (Career)**

<b>1. Ty Detmer</b> .....	<b>121</b>
12. Virgil Carter .....	50
13. Gary Sheide .....	45
14. Taysom Hill .....	43
15. Tanner Mangum .....	39

**Rushing Yards (Career)**

<b>1. Jamaal Williams</b> .....	<b>3,901</b>
16. Peter Tuipulotu .....	1,528
17. Casey Tiumalu .....	1,504
18. Weldon Jackson .....	1,449
19. Hema Heimuli .....	1,426
20. Squally Canada .....	1,360

**Rushing Attempts (Career)**

<b>1. Jamaal Williams</b> .....	<b>726</b>
23. Peter Tuipulotu .....	277
24. Todd Christensen .....	270
25. Steve Young .....	269
26. John Beck .....	267
27. Squally Canada .....	266

**Receptions (Career)**

<b>1. Cody Hoffman</b> .....	<b>260</b>
71. Three tied with .....	69
74. Ben Cahoon .....	68
75. Mark Atuaia .....	68
76. Jonathan Pittman .....	67
77. Aleva Hifo .....	66

**Receiving Yards (Career)**

<b>1. Cody Hoffman</b> .....	<b>3,612</b>
91. Terenn Houk .....	739
92. Fahu Tahii .....	730
93. Spencer Nead .....	715
94. Logan Hunter .....	711
95. Matt Bushman .....	707

**THE BYU OFFENSE**

- **GAME EXPERIENCE.** BYU returns experience at key positions. Quarterback Tanner Mangum has played in 32 games with 27 starts. Offensive linemen Thomas Shoaf and Austin Hoyt have combined for 47 starts and played in 74 games. Running back Squally Canada has 31 games under his belt while fullback Brayden El-Bakri has 33 games. Dylan Collie played in 39 games at Hawaii before coming back to BYU and has played in all six as a Cougar.
- **GETTING GRIMEY.** Offensive coordinator Jeff Grimes is not a stranger to BYU, having spent the 2004-06 seasons with the Cougars as the offensive line coach. In 2005 BYU ranked No. 13 in total offense with 462 yards per game and in 2006 ranked No. 4 at 465 yards per game.
- **COACHING EXPERIENCE.** The BYU offensive staff has more than 80 years of coaching experience. Jeff Grimes has the most with about 25 years. Tight ends coach Steve Clark has been coaching since 1994 and passing game coordinator Aaron Roderick is approaching 20 years in the profession. Roderick, Clark and wide receivers coach Fesi Sitake have all been offensive coordinators at the college level.

**NOTEABLE OFFENSIVE PLAYERS 2018 SEASON/CAREER HIGHS IN A GAME**

<b>#1 AKILE DAVIS, WR</b>		<b>#15 ALEVA HIFO, WR</b>		<b>#80 GUNNER ROMNEY, WR</b>	
Rec.	1, McNeese/twice	Rec.	4, McNeese/9, at ECU '17	Rec.	2, three times/same
Rec. Yds	12, McNeese/same	Rec. Yds	38, McNeese/148, at ECU	Rec. Yds	29, Cal/same
Rec. TD	-	Rec. TD	1, USU/same	Rec. TD	1, USU/same
Long Rec.	12, McNeese/same	Long Rec.	-/1, twice '17	Long Rec.	18, twice/same
<b>#3 DYLAN COLLIE, WR</b>		<b>#17 MORONI LAULU-PUTUTAU, TE</b>		<b>#82 DAX MILNE, WR</b>	
Rec.	3, at Wisconsin/same	Rec.	3, three times/6, UCLA '16	Rec.	2, twice/same
Rec. Yds	25, Cal/same	Rec. Yds	31, at Wisc/95, Fresno St. '15	Rec. Yds	29, Cal/same
Rec. TD	1, USU/same	Rec. TD	1, at Wisc/1, four times	Rec. TD	-
Long Rec.	22, at Arizona/same	Long Rec.	31, at Wisc/54, Fresno St. '15	Long Rec.	18, Cal/same
<b>#4, LOPINI KATOA, RB</b>		<b>#21 TALON SHUMWAY, WR</b>		<b>#83 INOKE LOTULELEI, WR</b>	
Rec.	7, at Washington/same	Rec.	5, USU/same	Rec.	-
Rec. Yds	66, at Washington/same	Rec. Yds	110, USU/same	Rec. Yds	-
Rec. TD	1, USU/same	Rec. TD	1, McNeese/same	Rec. TD	-
Long Rec.	27, at Washington/same	Long Rec.	46, USU/same	Long Rec.	-
Rush Att.	10, McNeese/same	<b>#22 SQUALLY CANADA, RB</b>		<b>#84 NEIL PAU'U, WR</b>	
Rush Yards	64, McNeese/same	Rec.	3, at AZ/same, twice	Rec.	3, at AZ/4, at USU '17
Rush TD	2, McNeese/same	Rec. Yds	39, at AZ/same	Rec. Yds	12, McNeese/29, at ECU '17
Long Rush	15, McNeese/same	Rec. TD	-	Rec. TD	-/1, PSU '17
<b>#7 BEAU HOGE, RB</b>		<b>#22 SQUALLY CANADA, RB</b>		<b>#89 MATT BUSHMAN, TE</b>	
Rushes	3, Cal/12, Wagner '15	Rec.	3, at AZ/same, twice	Rec.	4, USU/9, at Fresno St. '17
Rush Yds	6, Cal//47, Wagner '15	Rec. Yds	24, at AZ/25, at UNLV '17	Rec. Yds	78, USU/97, at Fresno St. '17
Rush TD	-/2, Wagner '15	Rush Yards	118, at Wisc./213, at UNLV '17	Rec. TD	1, at AZ/1, four times
Long Rush	4, Cal/16, Wagner '15	Rush TD	3, at AZ/same	Long Rec.	39, at Washington/same
<b>#11 ZACH WILSON, QB</b>		<b>#32 DALLIN HOLKER, TE</b>			
Comp.	3, USU/same	Rec.	3, McNeese/same		
Attempts	4, USU/same	Rec. Yds	23, McNeese/same		
Pass Yds	52, USU/same	Rec. TD	-		
Pass TD	1, USU/same	Long Rec.	14, at AZ/same		
Long Pass	20, USU/same	<b>#34 RILEY BURT, RB</b>			
Rushes	2, twice/same	Rec.	-/1, at Miss. St. '17		
Rush Yds	25, USU/same	Rec. Yds	-/3, at Miss. St. '17		
Rush TD	-	Rec. TD	-		
Long Rush	26, USU/same	Long Rec.	-/3, at Miss. St. '17		
<b>#12 TANNER MANGUM, QB</b>		<b>#35 BRAYDEN EL-BAKRI, RB</b>			
Comp.	27, USU/35, UConn '15	Rec.	2, at AZ/4, SUU '16		
Attempts	45, USU/56, vs. Utah '15	Rec. Yds	19, at AZ/69, SUU '16		
Pass Yds	270, USU/365, UConn '15	Rec. TD	1, Cal/1, twice		
Pass TD	2, USU/4, @USU '15	Long Rec.	13, at AZ/27, SUU '16		
Long Pass	46, USU/84, Boise St. '15	Rush Att.	-/5, twice		
Rushes	4, Cal/11, twice '15	Rush Yards	-/23, at Fresno State '17		
Rush Yds	0, at AZ/42, SUU '16	Rush TD	-/1, twice		
Rush TD	-/1, three times	Long Rush	-/15, San Jose State '17		
Long Rush	3, twice/35, SUU '16	<b>#13 MICAH SIMON, WR</b>			
<b>#13 MICAH SIMON, WR</b>		<b>#13 MICAH SIMON, WR</b>			
Rec.	2, USU/4, twice '17	Rec.	2, USU/4, twice '17		
Rec. Yds	20, twice/67, SJSU '17	Rec. Yds	20, twice/67, SJSU '17		
Rec. TD	-/2, SJSU '17	Rec. TD	-/2, SJSU '17		
Long Rec.	20, at AZ/50, Wisconsin '17	Long Rec.	20, at AZ/50, Wisconsin '17		

BYU DEFENSE BY THE NUMBERS

**9** The Cougar defense has forced nine turnovers in the first six games, nabbing four interceptions and picking up five fumbles.

**18** BYU has allowed 18 plays of 20 yards or more this season, ranking No. 20 nationally. The Cougars have allowed nine plays of 30 yards or more and are one of 13 teams to allow two plays or less of 40 yards or more.

**197.0** The Cougars are allowing 197.0 yards per game through the air, ranking No. 37 nationally. BYU has allowed less than 200 passing yards in four of six games this season, with a season-low 134 to McNeese.

BYU DEFENSE IN THE NCAA (As of 10.7.18)

TEAM

Total Defense . . . . .	360.8 (53)
Pass Defense . . . . .	197.0 (37)
Pass Efficiency Defense . . . . .	133.16 (72)
Rushing Defense . . . . .	163.8 (72)
Scoring Defense . . . . .	24.7 (54)
Sacks . . . . .	1.00 (118)
First Downs Allowed/G . . . . .	19.8(57)
3rd Down Conversions Allowed . . . . .	0.416 (90)
4th Down Conversions Allowed . . . . .	0.700 (110)
Blue Zone Conversions Allowed . . . . .	0.8261 (60)
Tackles for Loss . . . . .	19.0(124)
Turnovers Gained . . . . .	9 (50)
Passes Intercepted . . . . .	4 (65)

INDIVIDUAL

Fumbles Recovered . . . . .	Dayan Ghanwoloku, 2 (5)
Solo Tackles . . . . .	Sione Takitaki, 5.0 (48)

OTHER DEFENSIVE PLAYERS TO WATCH

**#1 Troy Warner, DB, JR.**

Started and tallied a season high of five total tackles against No. 11 Washington including 2 solo stops and 3 assisted tackles. Returned a blocked kick for 22 yards against McNeese. Recorded his first career tackle for loss against Wisconsin in 2017 and recovered a fumble against Utah and Boise State. Posted a team-best seven pass breakups in 2017.

**#11, Austin Lee, DB, R-Jr.**

Posted a career high and tied for a team high of seven tackles against No. 11 Washington as well as five solo stops and his first forced fumble. Recorded his first career TFL for eight yards against McNeese. Recorded a career high of five total tackles against Cal.

**#18 Michael Shelton, DB, R-Sr.**

Had a team high and a career high of six solo tackles against McNeese as well as a forced fumble. Had an interception against San Jose State in 2017. Posted 373 all-purpose yards on both punt and kick returns in 2017.

**#32 Chris Wilcox, DB, Jr.**

Recorded a career high of two tackles for loss against McNeese for two yards. Had a career high nine tackles against No. 6 Wisconsin including a career high six solo stops.

**#41 Adam Pulsipher, LB, R-Sr.**

Had his first career pass breakup against McNeese. Tied his career record of eight total tackles against Wisconsin and a season high of three solo stops. Recovered a fumble at ECU and forced a fumble against Boise State in 2017. Recorded 54 total tackles, including 29 solo stops and one tackle for loss during the 2017 season.

**#52 Trajan Pili, DL, R-Jr.**

Started at Arizona and had four total tackles. Played in 13 games, starting one during the 2017 season. Totaled 17 tackles, including eight solo stops. Had 3.0 tackles for loss for eight yards and one sack for three yards

**#54 Merrill Taliauli, DL, Sr.**

Recorded season high and tied his career high tackles of three against No. 6 Wisconsin. Returned one fumble for eight yards at Hawai'i in 2017.

**#93 Bracken El-Bakri, DL, R-So.**

Recorded three total tackles against Cal including one solo stop. Started at Arizona and had one tackle. Younger brother of fullback Brayden El-Bakri. Played in seven games last season.

**#95 Khyiris Tonga, DL, So.**

Tallied his first TFL against No. 11 Washington for four yards while also posting five total tackles. Started the first five games in the 2018 season posting a total of 12 tackles including 8 solo stops.

**#23 | ZAYNE ANDERSON | LB | 6-2 | 215 | SR. | STANSBURY PARK, UT | STANSBURY PARK HS**



- 2018 team captain
- Recorded a career high 12 tackles against Cal
- Recorded first TFL against Cal for two yards
- Posted first season interception against No. 6 Wisconsin returning it for 12 yards
- Totaled 61 tackles, including 41 solo stops in 2017

CAREER HIGHS

Tackles	12, Cal (*18)
Solo	9, Cal (*18)
Assisted	6, twice
TFL	1, Cal (*18)
Interceptions	1, three times
PBU	1, three times

2018 DEFENSIVE STATS

GP	SOLO	AST	TOT	TFL/Y	SACKS	YDS	INT	YDS	TD	FF	FR	FRYD	QBH	PBU
4	23	13	36	1/2	0.0	0	1	12	0	0	0	0	0	1

**#38 | BUTCH PAU'U | LB | 6-0 | 225 | R-SR. | ANAHEIM, CA | SERVITE HS**



- Two-time team captain (2017-2018)
- Forced a fumble against Cal which was returned for a touchdown
- Tied for the most tackles against Arizona and Washington with seven
- Recorded a TFL against No. 11 Washington
- Younger brother Neil is a wide receiver on the team

CAREER HIGHS

Tackles	19, UCLA (*16)
Solo	11, UCLA (*16)
Assisted	10, at Miss. State (*17)
Sacks	1.5, at Boise State (*16)
Interceptions	1, West Virginia (*16)
FF	1, twice
PBU	1, twice (*17)

2018 DEFENSIVE STATS

GP	SOLO	AST	TOT	TFL/Y	SACKS	YDS	INT	YDS	TD	FF	FR	FRYD	QBH	PBU
5	17	5	22	0.5/0	0	0	0	0	0	1	0	0	0	0

**#90 | CORBIN KAUFUSI | DL | 6-9 | 275 | R-SR. | PROVO, UT | TAMPVIEW HS**



- Team captain in 2018
- Had a team-best seven total tackles at Arizona, with two tackles for loss and one sack
- Recorded four sacks in the 2018 season for 38 yards
- Started playing football at BYU after two seasons with men's basketball
- Younger brother of New York Jets defensive end Bronson Kaufusi
- Older brother of defensive lineman Devin Kaufusi

CAREER HIGHS

Tackles	9, at Miss. St. (*17)
Solo	7, at Arizona (*18)
Assisted	9, at Miss. State (*17)
TFL	2, twice
Sacks	1.5, at Boise State (*16)
FF	1, twice (*17)
Blocked kicks	1, four times

2018 DEFENSIVE STATS

GP	SOLO	AST	TOT	TFL/Y	SACKS	YDS	INT	YDS	TD	FF	FR	QBH	PBU	BLKD
6	19	7	26	5/42	4	38	0	0	0	0	0	0	1	1

**#16 | SIONE TAKITAKI | LB | 6-2 | 230 | R-SR. | FONTANA, CA | HERITAGE HS**



- Team captain in 2018
- Had a career high tackles against No. 6 Wisconsin including a career high of eight solo stops
- Recorded two TFL against Cal and one against No. 6 Wisconsin
- Had two pass breakups and four tackles at Arizona
- Led team in tackles for loss with 12.5 in 2017

CAREER HIGHS

Tackles	12, at Wisconsin (*18)
Solo	8, twice
Assisted	7, twice (*17)
TFL	3, PSU (*17)
Sacks	2, three times
QBH	2, at Michigan (*15)
PBU	2, at Arizona (*18)

2018 DEFENSIVE STATS

GP	SOLO	AST	TOT	TFL/Y	SACKS	YDS	INT	YDS	TD	FF	FR	FRYD	QBH	PBU
6	30	10	40	3/3	0	0	0	0	0	0	0	0	2	3

**#5 | DAYAN GHANWOLOKU | DB | 5-11 | 200 | R-JR. | LAYTON, UT | NORTHRIDGE PEAK HS**



- Recovered two fumbles for 36 yards returning one for a touchdown against Cal
- Posted seven total tackles including 5 solo stops against Cal
- Had two interceptions at Mississippi State in 2017 for 105 yards, ranking No. 5 in career reception yards at BYU with 218
- Had three picks in the 2017 season, including a 50-yard interception return for a TD at Boise State in 2016

CAREER HIGHS

Tackles	9, Toledo (*16)
Solo	8, Toledo (*16)
Assisted	6, at USU (*17)
TFL	1, twice
INT	2, at Miss. State (*16)
FR	2, Cal (*18)
PBU	3, at East Carolina (*17)

2018 DEFENSIVE STATS

GP	SOLO	AST	TOT	TFL/Y	SACKS	YDS	INT	YDS	FF	FR	FRYD	QBH	PBU	BLKD
3	9	3	12	0/0	0	0	0	0	0	2	36	0	0	0

## DEFENSIVE RECORDS SINCE 2000

(Only defensive statistics since 2000 are officially recognized by the NCAA)

## Individual Career Sacks

1. 30 Jan Jorgensen (2006-09)
2. 27 Bronson Kaufusi (2012-15)
3. 26 Kyle Van Noy (2010-13)
4. 19 Brady Poppinga (2001-04)
5. 12.5 Corbin Kaufusi (2016-present)

## Individual Career Forced Fumbles

1. 11 Kyle Van Noy (2010-13)
  2. 6 Andrew Rich (2008-10)
  - 6 Aaron Francisco (2001-04)
  3. 5 Bronson Kaufusi (2012-2015)
  4. 4 Three players tied with 4
- Active player: 3 Zayne Anderson

## Individual Career Fumble Recoveries

1. 6 Jan Jorensen (2006-09)
- 6 Shawn Doman (2006-09)
3. 5 Spencer Hadley (2008, 11-13)
- 5 Fred Warner (2014-2017)
5. 4 Matt Bauman (2004, 07-09)
- 4 Brett Denney (2006-09)

## Individual Career Interceptions

1. 13 Kai Nacua (2013-16)
  2. 10 Andrew Rich (2008-10)
  3. 9 Jernaro Gilford (1999, 2001-03)
- Active player: 5 Dayan Ghanwoloku

## Individual Career Pass Breakups

1. 23 Robertson Daniel (2013-14)
  - 23 Daniel Sorensen (2008, 11-13)
  3. 21 Brian Logan (2009-10)
  4. 20 Preston Hadley (2011-12)
  5. 17 Michael Davis (2013-16)
- Active player: 11 Troy Warner

## Individual Career Total Tackles

1. 330 Aaron Francisco (2001-04)
  2. 294 Cameron Jensen (2004-06)
  3. 275 David Nixon (2003, 06-08)
  4. 267 Paul Walkenhorst (2000-05)
  5. 264 Fred Warner (2014-2017)
- Active player: 187 Butch Pau'u

## THE BYU DEFENSE

- **MOVING UP THE CHARTS.** BYU senior Corbin Kaufusi recorded his fourth sack of the 2018 season against No. 11 Washington. He now ranks No. 5 at BYU in individual career sacks (since 2000) with a total of 12.5 through his three seasons at BYU. Kaufusi recorded six sacks during the 2017 season and 2.5 in the 2016 season. The defensive lineman's older brother Bronson holds the No. 2 spot for BYU with 26 career sacks. Current senior linebacker Sione Takitaki is on the tails of Kaufusi with 11.5 career sacks.
- **FEEL THE POWER OF THE DARK SIDE.** BYU had a few players from the offense join the defense for the 2018 season. Wildcat quarterback and running back Austin Kafentzis moved to safety during the off-season. Austin Chambers swapped to defensive line from the offensive line while Nate Sampson left the tight end group to join the linebackers. Bracken El-Bakri moved to defensive line after spending time as a fullback last season.
- **GETTING THE BEST 11.** A few players on the defense moved positions to help put the best 11 on the field. Sione Takitaki moved back from defensive line to linebacker, his more natural position. Zayne Anderson moved up to flash linebacker from safety to fill the void left by NFL linebacker Fred Warner. Dayan Ghanwoloku and Troy Warner both moved to safety from corner to allow the young up-and-coming corners to get some more experience and provide leadership in the middle.

## DEFENSIVE PLAYERS' SEASON HIGHS/CAREER HIGHS IN A GAME

#1 TROY WARNER DB	#28 SAWYER POWELL DB	#54 MERRILL TALIAULI DL
Tackles 5, at Washington/9, LSU '17	Tackles 4, twice/same	Tackles 2, at Wisconsin/4, twice '17
Solo 2, three times/5, twice	Solo 4, USU/same	Solo 1, twice/3, Wisc. '17
Assisted 3, at Washington /5, LSU '17	Assisted 1, twice/same	Assisted 1, three times/3, at Miss. St. '17
FR -/1, twice	FF -/1, at Utah '16	FR -/1, at Hawaii '17
PBU -/3, at Cincy '16	FR 1, McNeese/same	PBU -/1, twice '17
#2 MATT HADLEY LB	#30 KEENAN ELLIS DB	#55 LORENZO FAUTEA DL
Tackles 3, twice/7, ECU '15	Tackles 3, Cal /same	Tackles 3, at Wisconsin /3, twice
Solo 3, at Washington/4, four times	Solo 3, Cal /same	Solo 1, three times/same
Assisted 1, USU/4, West Virginia '16	Assisted 3, at Wisc./4, at Fres. St. '17	Assisted 2, at Wisconsin/3, at USU '17
TFL -/1, three times	Tackles 9, at Wisconsin/same	TFL -/0.5, at USU '17
PBU 1, USU/1, twice '15	Solo 6, at Wisconsin/same	QBH -/1, at Utah State '17
	Assisted 3, at Wisc./4, at Fres. St. '17	PBU 1, Cal/same
#5 DAYAN GHANWOLOKU DB	#32 CHRIS WILCOX DB	#58 URIAH LEIATAUA DL
Tackles 5, Cal/9, Toledo '16	Tackles 9, at Wisconsin/same	Tackles 2, at Arizona/twice
Solo 5, Cal/8, Toledo '16	Solo 6, at Wisconsin/same	Solo 1, at Arizona/2, SJSU '17
Assisted 2, Cal/6, at Utah State '17	Assisted 3, at Wisc./4, at Fres. St. '17	Assisted 1, at Arizona/1, three times
TFL -/1, twice	Tackles 7, twice/19, UCLA '16	
INT -/2, at Mississippi St. '17	Solo 7, at Arizona/11, UCLA '16	#90 CORBIN KAUFUSI DL
FF 2, Cal/same	Assisted 4, Wash./10, at Miss. St. '17	Tackles 7, twice/9, Miss. St. '17
PBU -/3, at ECU '17	TFL 0.5, Washington/2.5, twice	Solo 7, at Arizona/same
#11 AUSTIN LEE DB	PBU -/1, twice	Assisted 4, at Wisconsin/9, MSU '17
Tackles 7, at Washington/same	QBH -/1 twice	TFL 2, at Arizona/twice
Solo 5, twice/same	FF 1, Cal/1 twice	Sacks 1, four times/1.5, BSU '16
Assisted 3, Cal /same	#41 ADAM PULSIPHER LB	FF -/1, twice
TFL 1, McNeese/same	Tackles 8, at Wisconsin/8, twice	QBH -/1, three times
FF 1, at Washington/same	Solo 3, at Wisconsin/6, Toledo '16	PBU 1, at Wisconsin/1, three times
FR -/1, SJSU '17	Assisted 5, at Wisconsin/6, at ECU '17	BLKD 1, McNeese/1, four times
#16 SIONE TAKITAKI LB	TFL -/1, twice	#93 BRACKEN EL-BAKRI DL
Tackles 12, at Wisconsin/same	FF -/1, BSU '17	Tackles 4, Cal/same
Solo 8, at Wisconsin/8, twice	FR -/1, at ECU '17	Solo 2, Cal/same
Assisted 5, at Wisconsin/7, twice ('17)	PBU 1, McNeese/same	Assisted 2, Cal/same
TFL 2, Cal/3, PSU ('17)	#44 RIGGS POWELL LB	#95 KHYIRIS TONGA DL
Sacks -/1.5, three times	Tackles 5, at Wisconsin/same	Tackles 4, at Wash./5, at USU '17
QBH 1, twice/2, twice	Solo 3, at Wisconsin/same	Solo 2, three times/3, at USU '17
PBU 2, at Arizona/same	Assisted 2, at Wisconsin/same	Assisted 2, twice/2, four times
#18 MICHAEL SHELTON DB	#46 RHETT SANDLIN LB	TFL 1.5, at Washington/same
Tackles 6, McNeese/same	Tackles 2, McNeese/3, LSU '17	Sacks -/1.5, twice '17
Solo 6, McNeese/same	Solo 2, McNeese/2, twice	FF -/1, SJSU '17
Assisted 2, at Arizona/2, twice	Assisted -/1, three times	QBH 1, McNeese/same
TFL 1, USU/1, four times	INT 1, McNeese/same	PBU 1, twice/1, five times
INT -/1, twice	#52 TRAJAN PILI DL	#99 ZAC DAWE DL
FF 1, McNeese/same	Tackles 4, at Arizona/same	Tackles 3, USU/same
FR -/1, USU	Solo 3, twice/3, three times	Solo 3, USU/same
PBU 1, twice/1, six times	Assisted 1, at Arizona/3, at USU '17	Assisted 1, twice/same
#23 ZAYNE ANDERSON LB	Sacks -/1.5, at BSU '16	TFL 1, USU/2, twice
Tackles 12, Cal/same	QBH 1, twice/1, four times	Sacks 1, at Wisconsin/same
Solo 9, Cal/same	PBU 1, Cal/same	
Assisted 6, at Wisconsin/6, twice	#53 ISAIAH KAUFUSI LB	
TFL 1, Cal/same	Tackles 4, at Wisc./6, at Miss. St. '17	
INT 1, at Wisconsin/1, three times	Solo 3, at Wisconsin/same	
FF -/1, three times ('17)	Assisted 2, at Wash./4, at Miss. St. '17	
FR -/1, twice	INT 1, Cal/same	
PBU -/1, twice		

BYU SPECIAL TEAMS BY THE NUMBERS

**4.38** The Cougars' special teams unit has only allowed 4.38 yards on opponent punt returns. They are ranked No. 28 nationally after the game against Utah State.

**28** BYU has moved to No. 28 nationally in net punting at 40.45 yards. Rhett Almond has put the Cougar defense in good positions in his first season as the full-time punter. His 43.0 yards per punt is good for No. 38 nationally.

**111** Aleva Hifo has combined for 111 total kick return in the 2018 season. During the game against Utah State Hifo ran four kicks back for a total of 78 yards with a season long of 25 yards.

BYU SPECIAL TEAMS IN THE NCAA (As of 10/7/18)

**TEAM**

Yards/Punt Return	8.50 (72)
Yards/Kick Return	18.50 (97)
Net Punting	40.45 (28)
Kickoffs	58.88 (114)
Opponent Kick Returns	19.50 (42)
Opponent Punt Returns	4.38 (28)
Field Goal Percentage	0.625 (74)
Field Goals Made	5 (67)

**INDIVIDUAL**

Punting	Rhett Almond, 43.0 (38)
Punt Returns	Michael Shelton, 8.5 (39)

#26 | RHETT ALMOND | P | 6-4 | 200 | SR. | VALENCIA, CA | HART HS



- Recorded his longest punt of 52 yards against Cal
- Has made 60-consecutive PATs
- Made 17 of 21 field goals in 2016- No. 4 at BYU in single-season FG percentage with 80.95 percent
- Kicked a game-winning 19-yard field goal against Toledo in 55-53 win last year

**CAREER HIGHS**

Most Punts	6, Cal
Most Punt Yards	266, Cal
Longest Punt	52, Cal

2018 PUNTING STATS

GP	PUNT	YDS	AVG	LNG	IN20	50+	FC	TB	BLK
6	24	1,031	42.96	52	6	5	8	1	0

OTHER SPECIAL TEAMERS

**#2 Matt Hadley, KR/RB, Sr.**  
Posted seven kick returns for 195 yards, leading the team with a 27.9 kick return average in 2016. Recorded a career-high return of 41 yards against West Virginia.

**#3 Dylan Collie, PR/WR, Sr.**  
At Hawaii in 2017, returned four punts for 19 yards. Posted a long of 11 yards with an average of 4.8 per return.

**#15 Aleva Hifo, WR/KR, So.**  
Returned one kick against No. 11 Washington and Cal for 16 and 17 yards, respectively. Had 21 kick returns for 440 yards for a 21.0 yard average in 2016.

**#19, Danny Jones P, So.**  
Had one punt for 38 yards against No. 11 Washington. Recorded his first two career punt against McNeese for 81 yards. Played Australian rules football for the Birchip-Watchem Bulls and Bendigo Pioneers before coming to BYU.

**#98 Mitch Harris, LS, Sr.**  
Tallied his first career fumble recovery against No. 11 Washington to put the Cougars in scoring position. BYU's primary long snapper in 2018.

#18 | MICHAEL SHELTON | PR | 5-8 | 175 | SR. | RALEIGH, NC | WAKE FIELD HS



- Recorded two punt returns for 29 yards against McNeese
- Had a 31-yard kick return vs. UNLV in 2017
- Posted six punt returns for 86 yards against UMass in 2017
- Had 373 all-purpose yards on both punt and kick returns in 2017

**CAREER HIGHS**

Kick Returns	5, at Fresno St. (2017)
Kick Return Yards	99, at Fresno St. (2017)
Long Kick Return	31, at UNLV (2017)
Punt Returns	6, UMass (2017)
Punt Return Yards	86, UMass (2017)
Long Punt Return	40, Wagner (2015)

2018 RETURN STATS

GP	PR	YDS	AVG	LNG	TD
6	10	85	8.5	37	0

#20 | SKYLER SOUTHAM | K | 6-0 | 195 | FR. | HEBER CITY, UT | WASATCH HS



- Recorded a career long 47-yard field goal against McNeese
- Made a 45-yard game winning field goal against No. 6 Wisconsin
- Made first career field goal against Cal for 36-yards
- Went 4 for 4 on PATs in his collegiate debut at Arizona

**CAREER HIGHS**

Most PATs	4, Arizona
Most PAT Att	4, at Arizona
Most Points	12, McNeese
Most FGM	3, McNeese
Long FGM	47, McNeese

2018 FIELD GOAL STATS

GP	0-19	20-29	30-39	40-49	50+	FGM	FGA	PCT	LNG	XPM	XPA	PCT	PTS
6	0-0	1-1	2-2	2-4	0-1	5	8	62.50	47	13	14	92.86	28

2018 PAT STATS

#29 | ANDREW MIKKELSEN | K | 6-0 | 200 | SR. | CANBY, OR | OREGON STATE



- Kicked-off six times against McNeese for 369 yards
- Averages 62.5 yards per kick off
- Kicked a career-high 503 yards on eight kicks against San Jose State in 2017

**CAREER HIGHS**

Kick Offs	8, SJSU (2017)
Kick Off Yards	503, SJSU (2017)

2018 KICKOFF STATS

GP	KO	YDS	AVG	TB	OB
6	24	1,510	62.92	8	0

## KALANI SITAKE

### HEAD COACH

#### YEARS AT BYU

3rd year at BYU

#### YEARS OVERALL

3rd year as head coach, over 15 years in coaching

Kalani Sitake (pronounced kah-lah-nee see-tah-kay) was named head coach overseeing the BYU football program on December 19, 2015, by director of athletics Tom Holmoe.

Sitake is the 14th head coach in BYU history. He came to BYU from Oregon State, where he served as assistant head coach and defensive coordinator.

A former Cougar running back (1994, 1997-2000), Sitake returned to his alma mater with 15 years of coaching experience, including seven years a defensive coordinator and four seasons as an assistant head coach. He enters his 18th season overall in 2018.

Prior to serving as assistant head coach and defensive coordinator at Oregon State in 2015, Sitake spent 10 seasons at the University of Utah. He started at Utah in 2005 as the linebackers coach and was promoted to defensive coordinator in 2009 before also being named assistant head coach in 2012.

Sitake coached several Pac-12 and Mountain West Conference honorees, including Morris Trophy winners Star Lotulelei (2011) and Nate Orchard (2014). He also helped 14 players who became NFL Draft picks during his time at Utah, coaching 12 all-league players and three freshmen All-Americans. He helped the Utes win seven of eight bowl games during his tenure.

During his career, Sitake has helped mentor 16 NFL Draft picks, including BYU linebacker Fred Warner, drafted in the third round in 2018 by the San Francisco 49ers, and running back Jamaal Williams, who was selected in the fourth round by the Green Bay Packers in the 2017 NFL Draft. Williams finished his BYU career as the school's all-time leading rusher after averaging the nation's fifth-best per-game totals at 137.5 yards per outing for Sitake's Cougars in 2016.

Sitake began his coaching career in 2001 as the defensive backs and special teams coach at Eastern Arizona before becoming a defensive graduate assistant at BYU in 2002. Sitake then joined the staff at Southern Utah where he coached running backs, tight ends and offensive line during the 2003 and 2004 seasons.

Born in Nuku'alofa, Tonga, and raised in Laie, Hawai'i and Provo, Utah, Sitake becomes the first FBS head football coach of Tongan descent. He is just the fourth BYU head coach to guide the program since 1972, when Hall of Fame coach LaVell Edwards took over the program. He is the first former player under Edwards to be named head coach at BYU.

Sitake began his BYU playing career in 1994 prior to serving a two-year mission for The Church of Jesus Christ of Latter-day Saints to Oakland, California. After returning and redshirting in 1997, Sitake was a three-year starter at fullback for the Cougars from 1998-2000 under Edwards.

He was named BYU's Football Scholar Athlete of the Year in 1998, Impact Player of the Year in 1999, along with team captain and the most valuable running back in 2000. He signed a free agent contract with the Cincinnati Bengals in 2001, but was forced to retire due to an injury.

Sitake graduated from BYU in 2000 with a bachelor's degree in English. He and his wife Timberly have three children, Skye, Sadie and Kelaokalani (KK).

### Notables

- 13 All-Conference players at Oregon State and Utah
- 16 NFL Draft picks
- 5 Freshmen All-Americans
- Coached in 9 bowl games

### NFL Draft Picks coached by Sitake

- Star Lotulelei (1st Rd, Carolina)
- Koa Misi (2nd Rd, Miami)
- Eric Rowe (2nd Rd, Philadelphia)
- Nate Orchard (2nd Rd, Cleveland)
- Jeremiah Poutasi (3rd Rd, Tennessee)
- Fred Warner (3rd Rd, 49ers)
- Jamaal Williams (4th Rd, Green Bay)
- Keith McGill (4th Rd, Oakland)
- Robert Johnson (5th Rd, Tennessee)
- Stevenson Sylvester (5th Rd, Pittsburgh)
- Brandon Burton (5th Rd, Minnesota)



### SITAKE COACHING EXPERIENCE

2016-	BYU	Head Coach
2015	Oregon State	Assistant HC/DC
2012-14	Utah	Assistant HC/DC/ Linebackers
2009-12	Utah	Def. Coordinator/LB
2005-08	Utah	Linebackers
2004	Southern Utah	Offensive Line/TE
2003	Southern Utah	Running Backs/TE
2002	BYU	GA-Defense
2001	Eastern Arizona	Defensive Backs/Sp. Teams

- Spencer Toone (5th Rd, Tennessee)
- Kaelin Clay (6th Rd, Tampa Bay)
- R.J. Stanford (7th Rd, Carolina)
- Joe Kruger (7th Rd, Philadelphia)
- Trevor Reilly (7th Rd, New York Jets)

### Playing Career

- 1994, 97-2000 BYU fullback
- Team captain 2000
- Signed with Cincinnati Bengals in 2001

### Education/Family

- Bachelor of Arts - English (2000)
- Married to Timberly Friddle
- 3 children: Skye, Sadie, Kelaokalani
- Birthplace: Nuku'alofa, Tonga
- Hometown: Laie, Hawai'i/Provo, Utah
- LDS Mission: Oakland, California

## BYU COACHING STAFF

### Asst. HC/Sp. Tms. Coord./LB Ed Lamb (Field)

BYU, Assistant Head Coach (2016-present)  
Southern Utah, Head Coach (2008-15)  
USD, Defensive Backs, Special teams & Recruiting coord. (2005-07)  
University of Idaho, Defensive coordinator (2002-03)  
BYU, Defensive graduate assistant—Linebackers (2001)  
University of Redlands, defensive coord. (1998-00), defensive line (1997)

### Offensive Coord. Jeff Grimes (Field)

BYU, Offensive Coordinator (2018-present)  
LSU, Run game coordinator, offensive line (2014-17)  
Virginia Tech, Run game coordinator, offensive line (2013)  
Auburn, Offensive line (2009-12)  
Colorado, Asst. head coach, run game coord., offensive line (2007-08)  
BYU, Offensive line (2004-06)  
Arizona State, Run game coordinator, offensive line (2001-03)  
Bosnie State, Offensive line (2000)  
Hardin-Simmons, Offensive line (1998-99)  
Texas A&M, Graduate assistant (1996-97)  
Rice, Graduate assistant (1995)  
Riverside HS, Coach (1993-94)

### Defensive Coord./DL Ilaia Tuiaki (Field)

BYU, Defensive Coordinator (2016-present)  
Oregon State, Linebackers & Special Teams (2015)  
Utah, defensive line (2013-14), fullbacks, tight ends (2012)  
Utah State, Running Backs (2011), Running Backs & Special Teams (2009-10)  
Utah, Defensive Graduate Assistant (2008)  
Kearns HS, Offensive Coord. (2007), Receivers & Outside Linebackers (2006)

### Pass Game Coord./QB Aaron Roderick (Booth)

BYU, Passing game coord., quarterbacks (2018-present)  
Utah (2005-13)  
Co-offensive coordinator, quarterbacks (2015-16)  
Passing game coordinator, quarterbacks (2014)  
Passing game coordinator, wide receivers (2012-13)  
Co-offensive coordinator, wide receivers (2010)  
Wide receivers (2005-13)  
Southern Utah, offensive coord., quarterbacks, recruiting coord. (2003-04)  
Snow College, Running backs (2002)  
BYU, Graduate assistant – linebackers (1999)  
Receivers (2000-01)

### Offensive Line Ryan Pugh (Field)

BYU, Offensive line (2018-present)  
UT-San Antonio, Offensive line (2016-17)  
LSU, Graduate assistant – offensive line (2015)  
Cincinnati, Graduate assistant – offensive line (2014)  
Virginia Tech, Graduate assistant – offensive line (2013)  
Auburn, Graduate assistant – offensive line (2012)

### Wide Receivers Fesi Sitake (Field)

BYU, Wide Receivers (2018-present)  
Weber State, Off. Coord. (2016-17), Passing game coord., WR (2014-15)

### Tight Ends Steve Clark (Booth)

BYU, Tight Ends Coach (2016-present)  
Weber State, Offensive Coordinator, Quarterbacks (2014-16)  
Southern Utah, Offensive Coordinator, Quarterbacks (2008-13)  
BYU, Graduate Assistant w/offensive line & special teams (2005-07)  
Utah, Defensive assistant (2004)  
St. Mary's, Passing Game Coordinator (2003)  
Utah, Director of Operations (2002)  
Provo High School, Offensive coord. (1997-2000), assistant (1994-1996)

### Running Backs AJ Steward (Field)

BYU, Running Backs Coach (2018-present)  
Rice, Running backs (2014-17), Graduate Assistant (2012-13)

### Cornerbacks Jernaro Gilford (Field)

BYU, Cornerbacks Coach (2016-present)  
Southern Utah, Secondary Coach (2014-15)  
Whittier College, Graduate Assistant, Cornerbacks & Special Tms (2012-13)

### Safeties Preston Hadley (Booth)

BYU, Safeties (2018-present)  
Weber State, Secondary, recruiting coordinator (2016-17)  
Santa Ana College, Cornerbacks, kick/punt teams, recruiting coord. (2015)  
BYU, Graduate assistant – defensive backs, wide receivers (2013-14)



**KALANI SITAKE**

Head Coach - **Field**

(kah-Lah-nee See-Tah-kay)



**ED LAMB**

Assistant Head Coach/LB/  
Special Teams Coordinator - **Field**



**JEFF GRIMES**

Offensive Coordinator - **Field**



**ILAISA TUIAKI**

Defensive Coordinator/DL - **Field**

(ee-LIE-suh Too-ee-ah-kee)



**AARON RODERICK**

Pass Game Coordinator/QB - **Booth**



**RYAN PUGH**

Offensive Line - **Field**

(Like Hugh with a P)



**STEVE CLARK**

Tight ends - **Booth**



**FESI SITAKE**


Wide receivers - **Field**

(Fess-ee See-Tah-kay)



**AJ STEWARD**

Running Backs - **Field**



**JERNARO GILFORD**

Cornerbacks - **Field**

(Jer-nar-oh)



**PRESTON HADLEY**

Safeties - **Booth**

**TEAM OFFENSE****SCORED 70 POINTS OR MORE:**

BYU: 2015, vs. Wagner (W, 70-6)  
Opp: 2001, vs. Hawai'i (L, 72-45)

**SCORED 60-69 POINTS:**

BYU: 2014, vs. SSU (W, 64-0)  
Opp: 2001, Hawai'i (L, 72-45)

**SCORED 50-59 POINTS:**

BYU: 2016, UMass (W, 51-9)  
Opp: 2016, Toledo (W, 55-53)

**SCORED DOUBLE-DIGITS EVERY QUARTER:**

BYU: 2015, 10, 14, 14, 13 at Utah State (W, 51-28)  
Opp: 2007, 14, 17, 14, 10 at Tulsa (L, 47-55)

**DID NOT SCORE A TOUCHDOWN:**

BYU: 2017, at Wisconsin (L, 40-6)  
Opp: 2018, vs. McNeese (W, 30-3)

**TOTAL OFFENSE 600 YARDS OR MORE:**

BYU: 2015, 741 vs. Wagner (W, 70-6)  
Opp: 2016, 692 vs. Toledo (W, 55-53)

**TOTAL OFFENSE 500-599 YARDS:**

BYU: 2017, 598 vs. San Jose State (W, 41-20)  
Opp: 2017, 546 at Mississippi State (L, 35-10)

**TOTAL OFFENSE 200 YARDS OR LESS:**

BYU: 2018, 194, at Washington (L, 35-7)  
Opp: 2016, 200 vs. Utah State (W, 28-10)

**PASSING 500 YARDS OR MORE:**

BYU: 2007, 537 at Tulsa (L, 47-55)  
Opp: 2016, 505 vs. Toledo (W, 55-53)

**PASSING 400-499 YARDS:**

BYU: 2016, 441 vs. SUU (W, 37-7)  
Opp: 2016, 442 at Boise State (W, 28-27)

**PASSING 300-399 YARDS:**

BYU: 2018, 322 vs. Utah State (L, 45-20)  
Opp: 2015, 385 vs. ECU (W, 45-38)

**PASSING 51-100 YARDS:**

BYU: 2016, 96 vs. Wyoming (W, 24-21)  
Opp: 2012, 40 at Georgia Tech (W, 41-17)

**PASSING 50 YARDS OR LESS:**

BYU: 2003, 41 vs. Utah (L, 3-0)  
Opp: 2015, 46 vs. Wagner (W, 70-6)

**PASSING 10 COMPLETIONS OR LESS:**

BYU: 2016, 8 vs. Wyoming (W, 24-21)  
Opp: 2015, 8 vs. Wagner (W, 70-6)

**PASSING 5 TOUCHDOWNS OR MORE:**

BYU: 2012, 6 at New Mexico State (W, 50-14)  
Opp: 2008, 5 at Utah (L, 48-24)

**RUSHING 300 YARDS OR MORE:**

BYU: 2017, 338 vs. Toledo (W, 55-53)  
Opp: 2017, 306 at Mississippi State (L, 35-10)

**RUSHING 200-299 YARDS:**

BYU: 2017, 285, at Hawai'i (W 30-20)  
Opp: 2018, 223 vs. Utah State (L, 45-20)

**RUSHING 51-100 YARDS:**

BYU: 2017, 66 vs. Boise State (L, 24-7)  
Opp: 2018, 73, vs. McNeese (W 30-3)

**RUSHING 50 YARDS OR LESS:**

BYU: 2018, 39, vs. Utah State (L, 45-25)  
Opp: 2016, 40 vs. UMass (W, 51-9)

**RUSHING ZERO YARDS OR LESS:**

BYU: 2017, minus-5 vs. LSU (L, 27-0)  
Opp: 2012, minus-5 vs. WSU (W, 30-6)

**RUSHING 60 ATTEMPTS OR MORE:**

BYU: 2014, 62 vs. Houston (W, 33-25)  
Opp: 2010, 65 at Air Force (L, 14-35)

**RUSHING 50-59 ATTEMPTS:**

BYU: 2017, 54 at Hawai'i (W 30-20)  
Opp: 2015, 53, at Mississippi State (L 35-10)

**RUSHING 4 TOUCHDOWNS OR MORE:**

BYU: 2016, 4 vs. UMass (W, 51-9)  
Opp: 2018, 4 at Washington (L, 35-7)

**FIRST DOWNS 30 OR MORE:**

BYU: 2016, 33 vs. SUU (W, 37-7)  
Opp: 2016, 35 at Mississippi State (L, 35-10)

**FIRST DOWNS 10 OR LESS:**

BYU: 2018, 7 at Washington (L, 35-7)  
Opp: 2018, 10 vs. McNeese (W, 30-3)

**THIRD-DOWN CONVERSION 70% OR MORE:**

BYU: 2011, 71% (10/14) vs. New Mexico St (W, 42-7)  
Opp: 2005, 78% (7/9) at Wyoming (W, 35-21)

**THIRD-DOWN CONVERSION 75% OR MORE:**

BYU: 2011, 79% (11/14) at Oregon State (W, 38-28)  
Opp: 2018, 75% (9/12) at Washington (L, 35-7)

**THIRD-DOWN CONVERSION 80% OR MORE:**

BYU: 2015, 89% vs. Wagner (W, 70-6)

**THIRD-DOWN CONVERSION 90% OR MORE:**

BYU: 2010, 92% (12/13) vs. Colorado State (W, 49-10)

**INDIVIDUAL OFFENSE****ALL-PURPOSE 200-299 YARDS:**

BYU: 2017, 213, Squally Canada at UNLV (W 31-21)  
Opp: 2016, J. McNichols 249 at Boise State (L, 28-27)

**ALL-PURPOSE 300 YARDS OR MORE:**

BYU: 2007, A. Collie 366 at Tulsa (L, 47-55)

**ALL-PURPOSE 2 PLAYERS 100 YARDS OR MORE:**

BYU: 2018, T. Shumway 110 & A. Hifo 110 vs. Utah State (L, 45-20)  
Opp: 2018, D. Thompson 131 & G. Bright 120 vs. Utah State (L, 45-20)

**ALL-PURPOSE 3 PLAYERS 100 YARDS OR MORE:**

BYU: 2014, M. Mathews 120, 116 P. Lasike, J. Leslie 101 vs. UNLV (W, 42-23)  
Opp: 2014, S. Williams-Rhodes 108, J. McNichols 128, J. Ajayi 144, T. Sperbeck 148, at Boise State (L, 55-30)

**TOUCHDOWNS SCORED 4 OR MORE IN A QUARTER:**

BYU: 1952, D. Felt (4 rushing) at San Jose State (L, 44-27) NCAA Record

**TOUCHDOWNS SCORED 4 OR MORE IN A HALF:**

BYU: 2010, L. Ashworth (4 receiving) at CSU (W, 49-10)\*

**INDIVIDUAL PASSING****PASSING 600 YARDS OR MORE:**

BYU: 1993, J. Walsh 619 at Utah State (L, 56-58)  
Opp: Never

**PASSING 500-599 YARDS:**

BYU: 2007, M. Hall 537 at Tulsa (L, 55-47)  
Opp: 2016, L. Woodside 505 vs. Toledo (W, 55-53)

**PASSING 400-499 YARDS:**

BYU: 2014, C. Stewart 408 vs. NEV (L, 42-35)  
Opp: 2016, B. Rypien 442 @ Boise State (L, 28-27)

**PASSING NO TOUCHDOWNS:**

BYU: 2018: T. Mangum at Washington (L, 35-7)  
Opp: 2018, A. Horibrook vs. Wisconsin (W, 24-21)

**PASSING 25-29 COMPLETIONS:**

BYU: 2018, T. Mangum 27 vs. Utah State (L, 45-20)  
Opp: 2017, M. Aaron 25 vs. San Jose State (W, 41-20)

**PASSING 30-39 COMPLETIONS:**

BYU: 2015, T. Mangum 35 vs. UConn (W, 30-13)  
Opp: 2016, L. Woodside 30 vs. Toledo (W, 55-53)

**PASSING 40-49 COMPLETIONS:**

BYU: 2005, J. Beck 41 vs. Boston College (L, 3-20)

**PASSING 50-59 ATTEMPTS:**

BYU: 2015, T. Mangum 53 vs. UConn (W, 30-13)  
Opp: 2014, J. Holman 51 at UCF (L, 31-24)

**PASSING 60 ATTEMPTS OR MORE:**

BYU: 2014, C. Stewart 63 vs. NEV (L, 42-35)

**PASSING 3 TOUCHDOWNS:**

BYU: 2017, T. Mangum vs. San Jose State (W, 41-20)  
Opp: 2016, B. Rypien vs. Boise State (L, 28-27)

**PASSING 4 TOUCHDOWNS:**

BYU: 2015, Tanner Mangum 4, at Utah State (W 51-28)  
Opp: 2018, J. Love 4 vs. Utah State (L, 45-20)

**PASSING 5 TOUCHDOWNS:**

BYU: 2012, J. Lark 6 at New Mexico State (W, 50-14)  
Opp: 2016, L. Woodside 5 vs. Toledo (W, 55-53)

**PASSING 6 TOUCHDOWNS:**

BYU: 2012, J. Lark 6 at New Mexico State (W, 50-14)

**PASSING 7 TOUCHDOWNS OR MORE:**

BYU: 2008, M. Hall 7 vs. UCLA (W, 59-0)

**NON-QB PASSING TOUCHDOWN:**

BYU: 2018, A. Hifo 31-yards to M. Laulu-Pututau vs. Wisconsin (W 24-21)

**INDIVIDUAL RECEIVING****RECEIVING 150-199 YARDS:**

BYU: 2015, M. Juergens 172 vs. Boise State (W, 35-24)  
Opp: 2016, J. Johnson 182, C. Thompson 161 vs. Toledo (W, 55-53)

**RECEIVING 200 YARDS OR MORE:**

BYU: 2008, D. Pitta 213 vs. Northern Iowa (W, 41-17)

**RECEIVING 10-14 RECEPTIONS:**

BYU: 2015, M. Juergens 10 vs. UConn (W, 30-13)  
Opp: 2015, I. Jones 10 vs. ECU (W, 45-38)

**RECEIVING 15 RECEPTIONS OR MORE:**

BYU: 2014, M. Mathews 16 vs. NEV (L, 42-35)

**10 RECEIVERS WITH AT LEAST 1 CATCH:**

BYU: 2018, 11 vs. Utah State (L, 45-20)  
Opp: 2016, 10 vs. West Virginia (L, 35-32)

**RECEIVING 3 TOUCHDOWNS:**

BYU: 2013, Mitch Mathews 3 at Utah State (W, 31-14)  
Opp: 2016, J. Johnson 3 vs. Toledo (W, 55-53)

**RECEIVING 4 TOUCHDOWNS OR MORE:**

BYU: 2012, C. Hoffman 5 at New Mexico State (W, 50-14)

**RECEIVING 50-69 YARD TOUCHDOWN:**

BYU: 2015, N. Kurtz 53 yards from T. Mangum vs. Cincinnati (W, 38-24)  
Opp: 2013, D. Daniels 61 yards from T. Rees at Notre Dame (L, 23-13)

**RECEIVING 70-79 YARD TOUCHDOWN:**

BYU: 2016, J. Trinnaman 75 vs. Toledo (W, 55-53)  
Opp: 2016, B. Davis 70 vs. UMass (W, 51-9)

**RECEIVING 80 YARD or more TOUCHDOWN:**

BYU: 2015, M. Juergens 84 vs. Boise State (W, 35-24)

**RECEIVING TWO 100-YARD RECEIVERS:**

BYU: 2015, D. Blackmon 105, M. Juergens 172 vs. Boise State (W, 35-24)  
Opp: 2016, T. Sperbeck 109, J. McNichols 109 @ Boise State (L, 28-27)

**INDIVIDUAL RUSHING****RUSHING 20-29 CARRIES:**

BYU: 2018, S. Canada 24, at Arizona (W 28-23)  
Opp: 2018, J. Taylor 26 vs. Wisconsin (W, 24-21)

**RUSHING 30-34 CARRIES:**

BYU: 2016, J. Williams 30 at Michigan State (W, 31-14)  
Opp: 2016, J. McNichols 20 @ Boise State (L, 28-27)

**RUSHING 35 CARRIES OR MORE:**

BYU: 1976, J. Blanc 36 vs. Wyoming (L, 29-34)  
Opp: 2003, J. Jones 35 at Notre Dame (L, 33-14)

**RUSHING 100-149 YARDS:**

BYU: 2018, S. Canada 118 vs. Wisconsin (W, 24-21)  
Opp: 2018, D. Thompson 109 vs. Utah State (L, 45-20)

**RUSHING 150-199 YARDS:**

BYU: 2016, J. Williams 163 at Michigan State (W, 31-14)  
Opp: 2016, K. Hunt 146 vs. Toledo (W, 55-53)

**RUSHING 200 YARDS OR MORE:**

BYU: 2017, S. Canada 213 at UNLV (W 31-21)  
Opp: 2015, P. Perkins 220 at UCLA (L, 24-23)

**RUSHING TWO 100-YARD RUSHERS:**

BYU: 2016, J. Williams 170 & T. Hill 101 vs. West Virginia (L, 35-32)  
Opp: 2017, A. Williams 114 & N. Fitzgerald 103 at Miss. State (L, 35-10)

**RUSHING THREE 100-YARD RUSHERS:**

BYU: 2001, L. Staley 142, B. Doman 116, B. McDonald 110; vs. Tulane (W, 70-35)



**RUSHING 5 TOUCHDOWNS OR MORE:**

BYU: 2016, J. Williams 5 vs. Toledo (W, 55-53)

**RUSHING 4 TOUCHDOWNS:**

BYU: 2005, C. Brown 4 vs. Air Force (W, 62-41)  
Opp: 2002, C. Harridge 4 Air Force (L, 52-9)

**RUSHING 3 TOUCHDOWNS:**

BYU: 2018, S. Canada at Arizona (W 28-23)  
Opp: 2014, P. Lynch 3 vs. Memphis (L, 55-48 20T)

**RUSHING 50-69-YARD TOUCHDOWN:**

BYU: 2016, J. Williams 62 vs. Toledo (W, 55-53)  
Opp: 2015, C. Keeton 52 at Utah State (W 51-28)

**RUSHING 70-YARD TOUCHDOWN OR MORE:**

BYU: 2017, KJ Hall 75 yards vs. San Jose State (W 41-20)  
Opp: 2011, P. McCarty 82 yards vs. Idaho (W, 42-7)

**TEAM DEFENSE****TACKLES 90-99:**

BYU: 2013, 96 vs. Boise State (W, 37-20)  
Opp: 2016, 93 at Cincinnati (W, 20-3)

**TACKLES 100 OR MORE:**

BYU: 2017, 107 at Mississippi State (L, 35-10)  
Opp: 2013, 117 at Houston (W, 47-46)

**TACKLES 3 WITH DOUBLE-DIGITS:**

BYU: 2013, U. Unga 17, S. Hadley 12, A. Fua 12 vs. Boise State (W, 37-20)  
Opp: 2017, A. Ramseur 12, D. Sutton 10, J. Williams 10 at ECU (L, 33-17)

**TACKLES 4 WITH DOUBLE-DIGITS:**

BYU: 2009, Denney 13, Johnson 11, Doman 11, Jorgensen 10 vs. Air Force (W, 38-21)  
Opp: 2013, Oliphant 16, Taylor 15, McDonald 13, Mathews 12, Stewart 10, McMillian 10 at HOU (W, 47-46)

**SACKS 5 OR MORE:**

BYU: 2016, 5 vs. UMass (W, 51-9)  
Opp: 2017, 7 vs. UMass (L, 16-10)

**TURNOVERS CAUSED 4-5:**

BYU: 2018, 4 vs. McNeese (W, 30-3)  
Opp: 2014, 4 vs. Memphis (L, 55-48 20T)

**TURNOVERS CAUSED 6 OR MORE:**

BYU: 2016, 6 at Utah (L, 19-20)  
Opp: 2017, 7 at Utah State (L, 40-24)

**INTERCEPTIONS 4 OR MORE:**

BYU: 2006, 4 vs. UNLV (W, 52-7)  
Opp: 2017, 4 vs. UMass (L, 16-10)

**FUMBLES RECOVERED 3-4:**

BYU: 2017, 4 vs. San Jose State (W, 41-20)  
Opp: 2014, 3 vs. NEV (L, 42-35)

**FUMBLES RECOVERED 5 OR MORE:**

Opp: 2011, 6 vs. Utah (L, 54-10)

**FUMBLES FORCED 5 OR MORE:**

BYU: 2008, 5 vs. Northern Iowa (W, 41-17)  
Opp: 2011, 7 vs. Utah (L, 54-10)

**SCORED A DEFENSIVE TOUCHDOWN:**

BYU: 2018, FF return vs. Cal (L, 21-18)  
Opp: 2018, INT return vs. Utah State (L, 45-20)

**SCORED TWO DEFENSIVE TOUCHDOWNS:**

BYU: 2016, 2 INT returns at Boise State (L, 27-27)  
Opp: 2015, 2 INT returns at Utah State (L, 40-24)

**RETURNED AN INT FOR A TOUCHDOWN:**

BYU: 2017, at Utah State (L, 40-24)  
Opp: 2018, vs. Utah State (L, 45-20)

**RETURNED TWO INTS FOR TOUCHDOWNS:**

BYU: 2016, Fred Warner & Dayan Lake at Boise State (L, 28-27)  
Opp: 2017, J. Davis twice at Utah State (L, 40-24)

**FUMBLE RECOVERY/RETURN FOR TD:**

BYU: 2018, vs. Cal (L, 21-18)  
Opp: 2012, at Utah (L, 24-21)

**SAFETY WAS SCORED:**

BYU: 2014, vs. SSU (W, 64-0)  
Opp: 2017, vs. Wisconsin (L, 40-6)

**INDIVIDUAL DEFENSE****TACKLES 15 OR MORE:**

BYU: 2016, F. Bernard 16 vs. Mississippi State (W, 28-21)  
Opp: 2014, T. Plummer 17 at UCF (L, 31-24)

**TACKLES FOR LOSS 4 OR MORE:**

BYU: 2015, B. Kaufusi 4 vs. Fresno State (W 52-10)  
Opp: 2014, T. Plummer 4.5 at UCF (L, 31-24)

**SACKS 2:**

BYU: 2017, S. Takitaki 2 vs. Portland State (W, 20-6)  
Opp: 2014, J. Dillon 2 vs. Memphis (L, 55-48 20T)

**SACKS 3:**

BYU: 2015, B. Kaufusi 3 vs. Fresno State (W 52-10)  
Opp: 2014, M. Brown 3 at Texas (W, 41-7)

**SACKS 4 OR MORE:**

BYU: 1999, S. Gali 4 vs. New Mexico (W, 31-7)  
Opp: 2008, J. Hughes 4 vs. TCU (L, 32-7)

**INTERCEPTION RETURNED FOR A TD:**

BYU: 2017, M. Hannemann at Utah State (L, 40-24)  
Opp: 2018, T. Galeai vs. Utah State (L, 45-20)

**INTERCEPTIONS 2:**

BYU: 2017, D. Ghanwoloku at Mississippi State (L, 35-10)  
Opp: 2016, S. Tauteoli at Utah (L, 19-20)

**INTERCEPTIONS 3 OR MORE:**

BYU: 2015, K. Nacua vs. Boise State (W, 35-24)  
Opp: 2017, J. Davis at Utah State (L, 40-24)

**FUMBLE WAS RETURNED FOR A TD:**

BYU: 2018, D. Ghanwoloku vs. Cal (L, 21-18)  
Opp: 2012, M. Lee at Utah (L, 24-21)

**FUMBLE FORCED 2:**

BYU: 2015, B. Kaufusi 2 at Missouri (L, 20-16)  
Opp: 2012, K. Smith 2 at San Jose State (L, 20-14)

**FUMBLE RECOVERIES 3 OR MORE:**

BYU: 2005, J. Luettgerodt at Wyoming (W, 35-21)

**SPECIAL TEAMS****SCORED 15 OR MORE POINTS KICKING:**

BYU: 2013, J. Sorensen 16 vs. Texas (W, 40-21)  
Opp: 2014, I. Frye 15 vs. UVa (W, 41-33)

**FIELD GOAL 40-49 YARDS:**

BYU: 2018, S. Southam 47 vs. McNeese (W, 30-3)  
Opp: 2018, D. Eberle 47 vs. Utah State (L, 45-20)

**FIELD GOAL 50 YARDS OR MORE:**

BYU: 2006, J. McLaughlin 53 yards at Air Force (W, 33-14)  
Opp: 2013, J. Elliott 53 yards vs. Memphis (L, 55-48 20T)

**FIELD GOAL BLOCK:**

BYU: 2018, C. Kaufusi (W 30-3)  
Opp: 2016, D. Moa at Boise State (L, 28-27)

**FIELD GOAL BLOCKED FOR A TOUCHDOWN:**

BYU: 2001, R. Denney at SDSU (W, 59-21)

**FIELD GOALS 4 OR MORE CONVERTED:**

BYU: 2018, S. Southam 4 vs. Arizona (W, 28-23)  
Opp: 2017, M. Gay 4 vs. Utah (L, 19-13)

**FIELD GOAL GAME-WINNING:**

BYU: 2018, vs. Wisconsin (W, 24-21)  
Opp: 2006, at Arizona (L, 16-13)

**PAT 10 OR MORE CONVERTED:**

BYU: 2001, M. Payne 10 vs. Tulane (W, 70-35)  
2015, T. Samson 10 vs. Wagner (W, 70-6)

**BLOCKED A PAT:**

BYU: 2015, L. Taele, vs. Wagner (W 70-6)  
Opp: 2012, B. Yap vs. Hawaii (W, 47-0)

**TWO-POINT PAT WAS CONVERTED:**

BYU: 2018, T. Mangum pass to M. Simon, Cal (L, 21-18)  
Opp: 2016, Roberts pass Woodside, Toledo (W 55-53)

**KICKOFF RETURN TEAM 150 YARDS OR MORE:**

BYU: 2011, 167 vs. TCU (L, 38-28)  
Opp: 2014, 166 vs. Memphis (L, 55-48 20T)

**KICKOFF RETURN 100 TOTAL YARDS OR MORE:**

BYU: 2016, A. Hifo 148 vs. Toledo (W, 55-53)  
Opp: 2015, D. Fuller 114 at UCLA (L, 24-23)

**KICKOFF RETURN 50-99 YARDS:**

BYU: 2016, A. Hifo 66 vs. Wyoming (W, 24-21)  
Opp: 2016, R. Shelton 69 at Michigan State (W, 31-14)

**KICKOFF RETURN 100 YARDS:**

BYU: 1996, J. Dye vs. UTEP (W, 40-18)

**KICKOFF RETURN FOR A TOUCHDOWN:**

BYU: 2014, A. Hine vs. Uva (W, 41-33)  
Opp: 2013, J. Ross vs. Washington (L, 31-16)

**PUNT RETURN TEAM 100 YARDS OR MORE:**

BYU: 2013, 107 vs. Mid. Tenn. (W, 37-10)

**PUNT RETURN FOR A TD:**

BYU: 2013, J. Falslev vs. MTSU (W, 37-10)  
Opp: 2001, C. Owens at Hawai'i (L, 72-45)

**PUNT WAS BLOCKED:**

BYU: 2016, by M. Unga vs. UMass (W, 51-9)  
Opp: 2015, by T. Hlcks vs. ECU (W, 45-38)

**PUNT BLOCKED FOR A TOUCHDOWN:**

BYU: 2004, by G. Lovely at Air Force (W, 41-24)  
Opp: 2015, by T. Hlcks (rec. by Y. Bowden for TD) vs. ECU (W, 45-38)

**PUNT 60-69 YARDS:**

BYU: 2016, J. Linehan 62 vs. Mississippi State (W, 28-21)  
Opp: 2015, S. Geraci 61 vs. Cincinnati (W, 38-24)

**PUNT 70-79 YARDS:**

BYU: 2015, J. Linehan 77 at Nebraska (W, 33-28).  
Opp: 2011, T. Campbell 73 at Ole Miss (W, 14-13)

**PUNT 80 YARDS OR MORE:**

BYU: 2014, S. Arellano 81 at Middle Tennessee (W, 27-7)

**PUNT AVERAGE 50 OR MORE (min. 3):**

BYU: 2015, J. Linehan 51.0 at Nebraska (W, 33-28)  
Opp: 2014, A. Vozenilek 50.7 vs. Uva (W, 41-33)

**DID NOT PUNT DURING ENTIRE GAME:**

BYU: 2015, vs. Wagner (W 70-6)

**GENERAL****DEFEATED A RANKED OPPONENT:**

BYU: 2018, vs. No. 6 Wisconsin (W, 24-21)  
Opp: 2015, at Michigan (L, 31-0)

**THE LAST TIME OVERTIME WAS PLAYED:**

BYU: 2016, vs. Mississippi State (W, 28-21 20T)

**TEAM WAS AHEAD AT HALF AND LOST:**

BYU: 2015, at UCLA (ahead 10-3, lost 24-23)  
Opp: 2016, vs. Mississippi State (ahead 14-7, lost 28-21)

**SHUTOUT BY OPPONENT IN FIRST HALF:**

BYU: 2018, at Washington (L, 35-7)  
Opp: 2016, vs. Wyoming (W, 24-21)

**SHUTOUT BY OPPONENT IN SECOND HALF:**

BYU: 2017, vs. Boise State (L, 24-7)  
Opp: 2018, vs. McNeese (W, 30-3)

**SHUTOUT BY OPPONENT:**

BYU: 2017, vs. LSU (L, 27-0)  
Opp: 2014, Savannah State (W 64-0)

**PENALTIES 10 OR MORE:**

BYU: 2018, 10 at Arizona (W, 28-23)  
Opp: 2018, 12, vs. USU (L 45-20)

**PENALTY YARDS 100 OR MORE:**

BYU: 2016, 112 at Utah (L, 19-20)  
Opp: 2018, 125 vs. USU (L, 45-20)

**PENALTIES 1 OR LESS:**

BYU: 2017, at Hawaii (W 30-20)  
Opp: 2011, vs. Tulsa (W, 24-21)

**NO TURNOVERS:**

BYU: 2018, at Wisconsin (W 24-21)  
Opp: 2018, vs. Utah (L 45-20)

**TIME OF POSSESSION 40 MINUTES OR MORE:**

BYU: 2015, 40:37 at UCLA (L, 24-23)  
Opp: 2017, 40:09 vs. Wisconsin (L 40-6)

**Quickie Statistics (Final)**  
BYU vs Arizona (09/01/18 at Tucson, Ariz.)

	BYU	ARIZ
Score	28	23
<b>FIRST DOWNS</b>	22	22
<b>RUSHES-YARDS (NET)</b>	43-183	35-129
<b>PASSING YDS (NET)</b>	209	197
Passes Att-Comp-Int	28-18-0	34-17-0
<b>TOTAL OFFENSE PLAYS-YARDS</b>	71-392	69-326
Fumble Returns-Yards	0-0	0-0
Punt Returns-Yards	3-45	0-0
Kickoff Returns-Yards	0-0	3-71
Interception Returns-Yards	0-0	0-0
Punts (Number-Avg)	4-40.0	5-45.6
Fumbles-Lost	0-0	0-0
Penalties-Yards	10-94	4-26
Possession Time	36:33	23:27
Third-Down Conversions	5 of 12	6 of 15
Fourth-Down Conversions	1 of 2	2 of 2
Red-Zone Scores-Chances	3-3	4-4

**BYU**

Rushing	No.	Gain	Loss	Net	TD	Lg	Avg
CANADA, Squally	24	92	0	98	3	9	4.1
KATO, Lopini	8	40	1	39	0	10	4.9
HIFO, Aleve	4	19	0	19	0	9	4.8
COLLIE, Dylan	1	13	0	13	0	13	13.0

**Arizona**

Rushing	No.	Gain	Loss	Net	TD	Lg	Avg
Taylor, J.J.	18	89	4	85	1	26	4.7
Brightwell, G.	9	30	0	30	0	7	3.3
Tate, K.	8	26	12	14	1	10	1.8

**Passing**

C-A-I	Yds	TD	Long	Sack	
MANGUM, Tanner	18-28-0	209	1	30	0

**Passing**

C-A-I	Yds	TD	Long	Sack	
Tate, K.	17-34-0	197	1	33	1

**Receiving**

No.	Yards	TD	Long	
LAULU-PUTUTAU, M	3	24	0	10
PAU, Neil	3	10	0	4
HIFO, Aleve	2	36	0	30
CANADA, Squally	2	29	0	15

**Receiving**

No.	Yards	TD	Long	
Poindexter, S.	4	68	0	33
Ellison, T.	4	45	1	15
Taylor, J.J.	4	27	0	18
Peterson, C.	2	24	0	16

**Punting**

No.	Yds	Avg	Long	In20	TD	
ALMOND, Rhett	4	160	40.0	44	1	0

**Punting**

No.	Yds	Avg	Long	In20	TD	
Klumph, D.	5	228	45.6	53	1	1

**Punt Returns**

No.	Yards	TD	Long	
SHELTON, Michael	3	45	0	37

**Punt Returns**

No.	Yards	TD	Long	
Taylor, J.J.	3	71	0	25

**Kick Returns**

No.	Yards	TD	Long	
KAUFUSI, Corbin	7-0	7	1.0	2.0
PAU, Butch	7-0	7	0.0	0.0
WILCOX, Chris	5-0	5	0.0	0.0
ANDERSON, Zayne	3-2	5	0.0	0.0

**Kick Returns**

No.	Yards	TD	Long	
Schooler, C.	6-10	16	0.0	1.0
Hayes, I.	11-2	13	0.0	0.0
Fields, H.T.	8-3	11	0.0	0.0
Hough, T.	4-2	6	0.0	0.0

**Tackles**

UA-A	Total	Sacks	TFL	
KAUFUSI, Corbin	7-0	7	1.0	2.0
PAU, Butch	7-0	7	0.0	0.0
WILCOX, Chris	5-0	5	0.0	0.0
ANDERSON, Zayne	3-2	5	0.0	0.0

**Qtr Time Scoring Play**

Qtr	Time	Scoring Play	V-H
2nd	09:58	BYU - CANADA, Squally 1 yd run (SOUTHAM, Skyler kick), 9:59 4:38	7 - 0
	05:39	ARIZ - Havrisik, L. 24 yd field goal, 12:71 4:13	7 - 3
	00:50	ARIZ - Ellison, T. 15 yd pass from Tate, K. (Havrisik, L. kick), 9:77 2:29	7 - 10
3rd	08:25	BYU - BUSHMAN, Matt 24 yd pass from MANGUM, Tanner (SOUTHAM, Skyler kick), 10:75 6:35	14 - 10
	04:29	BYU - CANADA, Squally 1 yd run (SOUTHAM, Skyler kick), 9:58 2:35	21 - 10
	01:07	BYU - CANADA, Squally 2 yd run (SOUTHAM, Skyler kick), 5:36 2:14	28 - 10
4th	13:29	ARIZ - Tate, K. 2 yd run (Havrisik, L. kick), 9:75 2:31	28 - 17
	03:20	ARIZ - Taylor, J.J. 1 yd run (Tate, K. pass failed), 8:67 1:28	28 - 23

**Quickie Statistics (Final)**  
BYU vs #6 Wisconsin (Sep 15, 2018 at Madison, Wis)

	BYU	WIS
Score	24	21
<b>FIRST DOWNS</b>	14	20
<b>RUSHES-YARDS (NET)</b>	28-191	43-204
<b>PASSING YDS (NET)</b>	120	190
Passes Att-Comp-Int	23-13-0	28-18-1
<b>TOTAL OFFENSE PLAYS-YARDS</b>	51-311	71-394
Fumble Returns-Yards	0-0	0-0
Punt Returns-Yards	0-0	1-1
Kickoff Returns-Yards	0-0	4-84
Interception Returns-Yards	1-12	0-0
Punts (Number-Avg)	4-48.2	4-43.0
Fumbles-Lost	0-0	0-0
Penalties-Yards	4-36	6-33
Possession Time	25:40	34:20
Third-Down Conversions	3 of 9	4 of 13
Fourth-Down Conversions	0 of 0	2 of 3
Red-Zone Scores-Chances	2-2	3-3

**BYU**

Rushing	No.	Gain	Loss	Net	TD	Lg	Avg
CANADA, Squally	11	121	3	118	2	46	10.7
HIFO, Aleve	5	45	0	45	0	19	9.0
BURT, Riley	2	14	0	14	0	13	7.0
COLLIE, Dylan	2	14	0	14	0	14	7.0

**Wisconsin**

Rushing	No.	Gain	Loss	Net	TD	Lg	Avg
Taylor, J.	26	118	1	117	0	15	4.5
Groshek, G.	6	45	0	45	0	31	7.5
Pryor, Kendrick	1	21	0	21	0	21	21.0
Deal, Taiwan	6	15	0	15	2	5	2.5

**Passing**

C-A-I	Yds	TD	Long	Sack	
MANGUM, Tanner	12-22-0	89	0	21	1
HIFO, Aleve	1-1-0	31	1	31	0

**Passing**

C-A-I	Yds	TD	Long	Sack	
Hornibrook, A.	18-28-1	190	0	27	2

**Receiving**

No.	Yards	TD	Long	
LAULU-PUTUTAU, M	3	33	1	31
HIFO, Aleve	3	32	0	18
COLLIE, Dylan	3	15	0	8
ROMNEY, Gunner	2	21	0	11

**Receiving**

No.	Yards	TD	Long	
Davis, Danny	4	40	0	18
Groshek, G.	4	29	0	11
Ferguson, Jake	3	61	0	27
Taylor, J.	3	14	0	10

**Punting**

No.	Yds	Avg	Long	In20	TD	
ALMOND, Rhett	4	193	48.2	50	2	0

**Punting**

No.	Yds	Avg	Long	In20	TD	
Lotti, Anthony	4	172	43.0	63	2	0

**Punt Returns**

No.	Yards	TD	Long
Davis, Danny	1	0	1

**Punt Returns**

No.	Yards	TD	Long	
Cruickshank, A.	4	84	0	24

**Kick Returns**

No.	Yards	TD	Long	
TAKITAKI, Sione	8-5	13	1.0	2.0
ANDERSON, Zayne	5-6	11	0.0	0.0
WILCOX, Chris	6-3	9	0.0	0.0
PULSIPHER, Adam	3-5	8	0.0	0.0

**Kick Returns**

No.	Yards	TD	Long	
Connelly, Ryan	4-4	8	0.0	1.0
Williams, C.	5	0	0.0	0.0
Hicks, Faion	3-2	5	0.0	0.0
Nelson, Scott	1-4	5	0.0	1.5

**Tackles**

UA-A	Total	Sacks	TFL	
TAKITAKI, Sione	8-5	13	1.0	2.0
ANDERSON, Zayne	5-6	11	0.0	0.0
WILCOX, Chris	6-3	9	0.0	0.0
PULSIPHER, Adam	3-5	8	0.0	0.0

**Qtr Time Scoring Play**

Qtr	Time	Scoring Play	V-H
1st	07:12	WIS - Deal, Taiwan 2 yd run (Gaglianone, R. kick), 8:61 3:58	0 - 7
	04:02	BYU - CANADA, Squally 3 yd run (SOUTHAM, Skyler kick), 6:75 3:10	7 - 7
2nd	12:17	BYU - LAULU-PUTUTAU, Moroni 31 yd pass from HIFO, Aleve (SOUTHAM, Skyler kick), 10:89 4: 14 - 7	14 - 14
	01:17	BYU - Ingold, Alec 2 yd run (Gaglianone, R. kick), 10:65 4:38	14 - 14
	09:54	BYU - CANADA, Squally 2 yd run (SOUTHAM, Skyler kick), 6:27 2:11	21 - 14
3rd	12:43	WIS - Deal, Taiwan 5 yd run (Gaglianone, R. kick), 10:82 4:31	21 - 21
	09:58	BYU - SOUTHAM, Skyler 45 yd field goal, 5:47 2:45	24 - 21

**Quickie Statistics (Final)**  
CAL vs BYU (Sep 08, 2018 at Provo, Utah)

	CAL	BYU
Score	21	18
<b>FIRST DOWNS</b>	22	17
<b>RUSHES-YARDS (NET)</b>	38-172	33-91
<b>PASSING YDS (NET)</b>	214	196
Passes Att-Comp-Int	35-23-1	41-22-2
<b>TOTAL OFFENSE PLAYS-YARDS</b>	73-386	74-287
Fumble Returns-Yards	0-0	1-36
Punt Returns-Yards	2-1	3-4
Kickoff Returns-Yards	4-63	1-17
Interception Returns-Yards	2-20	1-15
Punts (Number-Avg)	6-42.5	6-44.3
Fumbles-Lost	2-2	1-0
Penalties-Yards	9-65	7-65
Possession Time	30:42	29:18
Third-Down Conversions	8 of 15	6 of 17
Fourth-Down Conversions	1 of 2	1 of 3
Red-Zone Scores-Chances	1-2	2-3

**CAL**

Rushing	No.	Gain	Loss	Net	TD	Lg	Avg
Mclwain, Brand	16	74	0	74	1	17	4.6
Garbers, Chase	5	45	0	45	0	17	9.0
Laird, Patrick	10	32	2	30	0	10	3.0
Noa, Kanawai	2	11	0	11	0	6	5.5

**BYU**

Rushing	No.	Gain	Loss	Net	TD	Lg	Avg
CANADA, Squally	16	56	7	49	0	9	3.1
HIFO, Aleve	2	16	0	16	0	9	8.0
KATO, Lopini	2	16	0	16	0	13	8.0
SIMON, Micah	1	8	0	8	0	8	8.0

**Passing**

C-A-I	Yds	TD	Long	Sack	
Garbers, Chase	18-28-1	176	2	52	0
Mclwain, Brand	5-7-0	38	0	12	0

**Passing**

C-A-I	Yds	TD	Long	Sack	
MANGUM, Tanner	22-41-2	196	1	24	2

**Receiving**

No.	Yards	TD	Long	
Noa, Kanawai	7	93	1	52
Laird, Patrick	7	53	1	25
Wharton III, Vi	4	24	0	12
Duncan, Jordan	2	30	0	25

**Receiving**

No.	Yards	TD	Long	
LAULU-PUTUTAU, M	5	56	0	24
HIFO, Aleve	3	23	0	16
ROMNEY, Gunner	2	29	0	18
COLLIE, Dylan	2	25	0	20

**Quickie Statistics (Final)**  
BYU vs Washington (09/29/18 at Seattle, Wash.)

	BYU	WASH
Score	7	35
FIRST DOWNS	7	27
RUSHES-YARDS (NET)	28-94	37-211
PASSING YDS (NET)	160	277
Passes Att-Comp-Int	21-14-0	25-23-0
TOTAL OFFENSE PLAYS-YARDS	49-194	62-488
Fumble Returns-Yards	0-0	0-0
Punt Returns-Yards	0-0	3-16
Kickoff Returns-Yards	1-16	0-0
Interception Returns-Yards	0-0	0-0
Penalties (Number-Avg)	6-32.8	1-10.0
Fumbles-Lost	3-1	2-1
Penalties-Yards	8-50	5-40
Possession Time	28:53	31:07
Third-Down Conversions	5 of 14	9 of 12
Fourth-Down Conversions	1 of 1	0 of 0
Red-Zone Scores-Chances	1-2	5-7

**Quickie Statistics (Final)**  
Utah State vs BYU (Oct 05, 2018 at Provo, Utah)

	USU	BYU
Score	45	20
FIRST DOWNS	19	23
RUSHES-YARDS (NET)	42-223	16-39
PASSING YDS (NET)	165	322
Passes Att-Comp-Int	28-18-0	49-30-1
TOTAL OFFENSE PLAYS-YARDS	70-388	65-361
Fumble Returns-Yards	0-0	0-0
Punt Returns-Yards	0-0	2-15
Kickoff Returns-Yards	3-57	4-78
Interception Returns-Yards	1-56	0-0
Punts (Number-Avg)	5-42.8	5-40.8
Fumbles-Lost	0-0	2-2
Penalties-Yards	12-125	6-50
Possession Time	31:12	28:48
Third-Down Conversions	5 of 12	1 of 9
Fourth-Down Conversions	1 of 1	0 of 2
Red-Zone Scores-Chances	5-5	3-3

BYU						
Player	No.	Gain	Loss	Net	TD	Lg
<b>Rushing</b>						
KATIA, Lopini	8	28	1	27	1	6
GAMADA, Spaully	7	15	2	13	0	6
HIFO, Aleva	4	12	3	9	0	6
BURK, Edg	4	10	1	9	0	6
<b>Passing</b>						
MANGUM, Tanner	18	214	0	160	0	59
<b>Receiving</b>						
KATIA, Lopini	7	65	0	27	1	6
HIFO, Aleva	3	22	0	12	0	6
BUSHMAN, Matt	2	47	0	39	0	39
MILNE, Dax	2	16	0	9	0	9
<b>Punting</b>						
ALMOND, Rhett	3	195	39	0	0	0
JONES, Danny	1	38	30	0	0	0
<b>Punt Returns</b>						
HIFO, Aleva	1	16	0	16	0	16
<b>Tackles</b>						
LEE, Austin	5-2	7	0.0	0.0		
HAIJU, Hosh	3-4	7	0.0	0.5		
TAKITAKI, Stone	5-1	6	0.0	0.0		
WARKER, Tony	2-3	5	0.0	0.0		

Washington						
Player	No.	Gain	Loss	Net	TD	Lg
<b>Rushing</b>						
Alexand, Salvon	10	85	0	85	1	28
Geekin, Myles	14	82	1	81	1	21
Thomas	1	22	0	22	0	22
McGraw, Sean	3	12	3	9	0	8
<b>Passing</b>						
Browning, Jake	23	250	0	250	1	30
<b>Receiving</b>						
Fulker, Aaron	8	107	0	19	1	19
Samuel, Drew	5	37	1	15	0	15
Hansen, A.	4	62	0	30	0	30
Fennell, Quinton	2	26	0	17	0	17
<b>Punting</b>						
Whitcomb, Sam	1	40	40	0	0	0
<b>Punt Returns</b>						
Fulker, Aaron	2	16	0	16	0	16
McCluskey, G.	1	0	0	0	0	0
<b>Kick Returns</b>						
Fennell, Quinton	3	57	0	22	0	22
<b>Tackles</b>						
Haynes, Myles	4-3	7	1.0	2.0		
Boas-Holloway, Jhon	4-2	6	0.0	0.0		
Mingus, Byron	4-2	6	0.0	2.0		
Barlett, Travis	3-3	6	0.0	0.0		

Utah State

Player	No.	Gain	Loss	Net	TD	Lg	Avg
<b>Rushing</b>							
THOMPSON, D.	17	110	1	109	0	31	6.4
BRIGHT, GEROLD	14	62	1	61	0	11	4.4
VAUGHNS, AAREN	1	36	0	36	0	36	36.0
LOVE, JORDAN	3	8	0	8	1	5	2.7
<b>Passing</b>							
LOVE, JORDAN	18	28	0	165	4	40	0
<b>Receiving</b>							
GREENE, JALEN	5	53	1	17	0	17	12.5
THOMPSON, D.	3	22	0	12	0	12	4.0
VAUGHNS, AAREN	3	21	0	16	0	16	5.3
TARVER, R.	3	18	2	8	0	8	2.7
<b>Punting</b>							
HINTZE, TAYLOR	5	214	42.8	50	2	0	0
<b>Punt Returns</b>							
BRIGHT, GEROLD	3	57	0	22	0	22	7.3
<b>Kick Returns</b>							
BRIGHT, GEROLD	3	57	0	22	0	22	7.3
<b>Tackles</b>							
INGRAM, J.	6-0	6	0.0	0.0			
WOODWARD, D.	4-2	6	0.0	1.0			
BOND, SHAQ	4-0	4	0.0	0.0			
WADE, AARON	3-1	4	0.0	0.0			

BYU

Player	No.	Gain	Loss	Net	TD	Lg	Avg
<b>Rushing</b>							
WILSON, Zach	2	26	1	25	0	26	12.5
KATOA, Lopini	8	24	0	24	0	5	3.0
HIFO, Aleva	1	3	0	3	0	3	3.0
SIMON, Micah	1	3	0	3	0	3	3.0
<b>Passing</b>							
MANGUM, Tanner	27	45	1	270	2	46	1
WILSON, Zach	3	4	0	52	1	20	0
<b>Receiving</b>							
KATOA, Lopini	6	21	1	10	0	10	1.7
SHUMWAY, Talon	5	110	0	46	0	46	9.2
BUSHMAN, Matt	4	78	0	32	0	32	8.0
MILNE, Dax	4	27	0	8	0	8	2.0
<b>Punting</b>							
ALMOND, Rhett	3	126	42.0	51	1	0	0
JONES, Danny	2	78	39.0	43	1	0	0
<b>Punt Returns</b>							
SHELTON, Michael	2	15	0	8	0	8	4.0
<b>Kick Returns</b>							
HIFO, Aleva	4	78	0	25	0	25	6.3
<b>Tackles</b>							
TAKITAKI, Stone	6-3	9	0.0	0.0			
ANDERSON, Zayne	6-2	8	0.0	0.0			
LEE, Austin	5-0	5	0.0	0.0			
SHELTON, Michael	4-1	5	0.0	1.0			

Qtr	Time	Scoring Play	V-B
1st	07:35	USU - GALEAL, TIPA 56 yd interception return (EBERLE, D. kick)	7 - 0
	01:50	USU - BRIGHT, GEROLD 2 yd pass from LOVE, JORDAN (EBERLE, D. kick), 11-71 3:43	14 - 0
2nd	12:23	USU - TARVER, R. 6 yd pass from LOVE, JORDAN (EBERLE, D. kick), 6-35 2:31	21 - 0
	04:28	BYU - KATOA, Lopini 5 yd pass from MANGUM, Tanner (SOUTHAM, Skyler kick), 8-88 4:46	21 - 7
3rd	10:35	USU - GREENE, JALEN 6 yd pass from LOVE, JORDAN (EBERLE, D. kick), 10-81 4:20	28 - 7
	04:55	USU - TARVER, R. 4 yd pass from LOVE, JORDAN (EBERLE, D. kick), 10-82 3:32	35 - 7
	03:07	BYU - COLLIE, Dylan 9 yd pass from MANGUM, Tanner (SOUTHAM, Skyler kick failed), 5-75 1:4	35 - 13
4th	12:03	USU - LOVE, JORDAN 2 yd run (EBERLE, D. kick), 9-51 2:57	42 - 13
	06:51	USU - EBERLE, D. 47 yd field goal, 6-25 3:12	45 - 13
	01:14	BYU - ROMNEY, Gunner 18 yd pass from WILSON, Zach (MIKKELSEN, Andrew kick), 6-77 2:32	45 - 20

**BYU Combined Team Statistics (as of Oct 05, 2018)**  
All games

Date	Opponent	Score	Att.	Record:	Overall	Home	Away	Neutral
09/01/18	at Arizona	W 28-23	51002	All games	3-3	1-2	2-1	0-0
Sep 08, 201	CAL	L 18-21	52602	Conference	0-0	0-0	0-0	0-0
Sep 15, 201	at #6 Wisconsin	W 24-21	80720	Non-Conference	3-3	1-2	2-1	0-0
Sep 22, 201	MCNEESE	W 30-3	53223					
09/29/18	at Washington	L 7-35	70155					
Oct 05, 201	UTAH STATE	L 20-45	58087					

Rushing									
gp-gs	att	gain	loss	net	avg	td	lg	avg/g	
CANADA, Squally	6-5	71	353	19	334	4.7	5	46	55.7
KATO, Lopini	6-1	39	184	4	180	4.6	3	15	30.0
HIFO, Aleva	6-5	18	98	4	94	5.2	0	19	15.7
BURT, Riley	3-0	14	46	3	43	3.1	0	13	14.3
COLLIE, Dylan	6-0	6	35	6	29	4.8	0	14	4.8
WILSON, Zach	2-0	4	26	1	25	6.2	0	26	12.5
HADLEY, Matt	5-1	3	25	2	23	7.7	0	20	4.6
PAU'U, Neil	6-1	4	13	0	13	3.2	0	8	2.2
HOGE, Beau	3-0	4	6	0	6	1.5	0	4	2.0
SIMON, Micah	6-2	4	17	12	5	1.2	0	8	0.8
ROMNEY, Gunner	5-1	1	5	0	5	5.0	0	5	1.0
Total	6	190	826	127	699	3.7	8	46	116.5
Opponents	6	222	1069	86	983	4.4	11	36	163.8

Passing										
gp-gs	effic	comp	att	int	pct	yds	td	lg	avg/g	
MANGUM, Tanner	6-6	115.40	112	182	3	61.5	1042	5	46	173.7
WILSON, Zach	2-0	21.27	4	6	0	66.7	64	1	20	32.0
HIFO, Aleva	6-5	69.04	1	1	0	100.	31	1	31	5.2
Total	6	121.49	117	189	3	61.9	1137	7	46	189.5
Opponents	6	133.16	118	177	4	66.7	1182	8	52	197.0

Receiving									
gp-gs	no.	yds	avg	td	lg	avg/g			
HIFO, Aleva	6-5	18	180	10.0	0	30	30.0		
KATO, Lopini	6-1	18	106	5.9	1	27	17.7		
LAULU-PUTUTAU,	5-4	14	120	8.6	1	31	24.0		
BUSHMAN, Matt	6-2	10	187	18.7	1	39	31.2		
COLLIE, Dylan	6-0	8	68	8.5	1	22	11.3		
HOLKER, Dallin	6-1	8	47	5.9	0	14	7.8		
SHUMWAY, Talon	6-3	7	138	19.7	1	46	23.0		
ROMNEY, Gunner	5-1	7	88	12.6	1	18	17.6		
MILNE, Dax	4-3	6	43	7.2	0	9	10.8		
SIMON, Micah	6-2	5	54	10.8	0	20	9.0		
PAU'U, Neil	6-1	5	25	5.0	0	12	4.2		
CANADA, Squally	6-5	4	40	10.0	0	15	6.7		
EL-BAKRI, Brayden	4-0	4	23	5.8	1	13	5.8		
DAVIS, Akile	6-1	1	12	12.0	0	12	2.0		
BURT, Riley	3-0	1	4	4.0	0	4	1.3		
Total	6	117	1137	9.7	7	46	189.5		
Opponents	6	118	1182	10.0	8	52	197.0		

Field Goals									
fg	pct.	01-19	20-29	30-39	40-49	50-99	lg	blk	
SOUTHAM, Skyler	5-8	62.5	0-0	1-1	2-2	2-4	0-1	47	0

Scoring									
td	fg	kick	rush	rcv	pass	dxp	saf	pts	
CANADA, Squally	5	-	-	-	-	-	-	30	
SOUTHAM, Skyler	-	5-8	13-14	-	-	-	-	28	
KATO, Lopini	4	-	-	-	-	-	-	24	
ROMNEY, Gunner	1	-	-	-	-	-	-	6	
SHUMWAY, Talon	1	-	-	-	-	-	-	6	
COLLIE, Dylan	1	-	-	-	-	-	-	6	
EL-BAKRI, Brayden	1	-	-	-	-	-	-	6	
LAULU-PUTUTAU,	1	-	-	-	-	-	-	6	
BUSHMAN, Matt	1	-	-	-	-	-	-	6	
GHANWOLOKU, D	1	-	-	-	-	-	-	6	
SIMON, Micah	-	-	-	1	-	-	-	2	
MIKKELSEN, Andre	-	-	1-1	-	-	-	-	1	
Total	16	5-8	14-15	-	1	1-1	-	127	
Opponents	20	3-9	19-19	-	-	0-1	-	148	

Score by Quarters						
	1st	2nd	3rd	4th	OT	Total
BYU	7	48	47	25	0	127
Opponents	38	38	35	37	0	148

Tackles										
##	Defensive Leaders	gp-gs	ua	a	tot	tfl/yds	Sacks	Pass defense	Fumbles	blkd
16	TAKITAKI, Sione	6-6	30	10	40	3.0-3				
23	ANDERSON, Zayne	4-4	23	13	36	1.0-2		1-12		
11	LEE, Austin	6-6	18	8	26	1.0-8				1
90	KAUFUSI, Corbin	6-6	19	7	26	5.0-42	4.0-38			1
3C	WILCOX, Chris	6-6	21	3	24	2.0-2				
Total		6	253	112	365	18-73	6-57	4-66	14	5
Opponents		6	231	120	351	35-111	6-55	3-76	31	11

Team Statistics									
BYU					OPP				
FIRST DOWNS	102				119				
Rushing	39				51				
Passing	53				57				
Penalty	10				11				
RUSHING YARDAGE	699				983				
Rushing Attempts	190				222				
Average Per Rush	3.7				4.4				
Average Per Game	116.5				163.8				
TDs Rushing	8				11				
PASSING YARDAGE	1137				1182				
Comp-Att-Int	117-189-3				118-177-4				
Average Per Pass	6.0				6.7				
Average Per Catch	9.7				10.0				
Average Per Game	189.5				197.0				
TDs Passing	7				8				
TOTAL OFFENSE	1836				2165				
Average Per Play	4.8				5.4				
Average Per Game	306.0				360.8				
KICK RETURNS: #-Yards	6-111				15-312				
PUNT RETURNS: #-Yards	10-85				8-35				
INT RETURNS: #-Yards	4-66				3-76				
FUMBLES-LOST	8-4				7-5				
PENALTIES-Yards	40-351				46-359				
PUNTS-AVG	29-42.3				25-43.7				
TIME OF POSSESSION/G	30:16				29:44				
3RD-DOWN Conversions	27/77				32/77				
4TH-DOWN Conversions	3/9				7/10				

Interceptions									
no.	yds	avg	td	lg					
KAUFUSI, Isaiah	1	15	0	15					
SANDLIN, Rhett	1	20	0	20					
JACOBSON, Tanne	1	19	0	19					
ANDERSON, Zayne	1	12	0	12					

Punting									
no.	yds	avg	lg	tb	fc	i2050+	blk		
ALMOND, Rhett	24	103	43.0	52	1	8	6		
JONES, Danny	5	197	39.4	43	0	2	2		

Punt Returns					
no.	yds	avg	td	lg	
SHELTON, Michael	10	85	8.5	0	
Total	10	85	8.5	0	
Opponents	8	35	4.4	0	

Kick Returns					
no.	yds	avg	td	lg	
HIFO, Aleva	6	111	18.5	0	
Total	6	111	18.5	0	
Opponents	15	312	20.8	0	

All Purpose									
g	rush	rcv	pr	kr	ir	total	avg/g		
HIFO, Aleva	6	94	180	0	111	0	385	64.2	
CANADA, Sq	6	334	40	0	0	0	374	62.3	
KATO, Lopini	6	180	106	0	0	0	286	47.7	
BUSHMAN, M	6	0	187	0	0	0	187	31.2	
SHUMWAY, T	6	0	138	0	0	0	138	23.0	
Total	6	699	1137	85	111	66	2098	349.7	
Opponents	6	983	1182	35	312	76	2588	431.3	

Total Offense						
g	plays	rush	pass	total	avg/g	
MANGUM, Tanner	6	195	-44	1042	998	166.3
CANADA, Squally	6	71	334	0	334	55.7
KATO, Lopini	6	39	180	0	180	30.0
HIFO, Aleva	6	19	94	31	125	20.8
WILSON, Zach	2	10	25	64	89	44.5
Total	6	379	699	1137	1836	306.0
Opponents	6	399	983	1182	2165	360.8

BYU Game Results (as of Oct 05, 2018)  
All games

Date	Opponent	Score	Overall	Conference	Time	Attend
09/01/18	at Arizona	W 28-23	1-0	0-0	3:24	51002
Sep 08, 2018	CAL	L 18-21	1-1	0-0	3:29	52602
Sep 15, 2018	at #6 Wisconsin	W 24-21	2-1	0-0	3:07	80720
Sep 22, 2018	MCNEESE	W 30-3	3-1	0-0	3:03	53223
09/29/18	at Washington	L 7-35	3-2	0-0	2:52	70155
Oct 05, 2018	UTAH STATE	L 20-45	3-3	0-0	3:25	58087

BYU Overall Team Statistics (as of Oct 05, 2018)  
All games

Team Statistics	BYU	OPP
SCORING	127	148
Points Per Game	21.2	24.7
Points Off Turnovers	34	28
FIRST DOWNS	102	119
Rushing	39	51
Passing	53	57
Penalty	10	11
RUSHING YARDAGE	699	983
Yards gained rushing	826	1069
Yards lost rushing	127	86
Rushing Attempts	190	222
Average Per Rush	3.7	4.4
Average Per Game	116.5	163.8
TDs Rushing	8	11
PASSING YARDAGE	1137	1182
Comp-Att-Int	117-189-3	118-177-4
Average Per Pass	6.0	6.7
Average Per Catch	9.7	10.0
Average Per Game	189.5	197.0
TDs Passing	7	8
TOTAL OFFENSE	1836	2165
Total Plays	379	399
Average Per Play	4.8	5.4
Average Per Game	306.0	360.8
KICK RETURNS: #-Yards	6-111	15-312
PUNT RETURNS: #-Yards	10-85	8-35
INT RETURNS: #-Yards	4-66	3-76
KICK RETURN AVERAGE	18.5	20.8
PUNT RETURN AVERAGE	8.5	4.4
INT RETURN AVERAGE	16.5	25.3
FUMBLES-LOST	8-4	7-5
PENALTIES-Yards	40-351	46-359
Average Per Game	58.5	59.8
PUNTS-Yards	29-1228	25-1093
Average Per Punt	42.3	43.7
Net punt average	40.4	38.7
KICKOFFS-Yards	25-1496	29-1866
Average Per Kick	59.8	64.3
Net kick average	39.4	42.4
TIME OF POSSESSION/Game	30:16	29:44
3RD-DOWN Conversions	27/77	32/77
3rd-Down Pct	35%	42%
4TH-DOWN Conversions	3/9	7/10
4th-Down Pct	33%	70%
SACKS BY-Yards	6-57	6-55
MISC YARDS	40	0
TOUCHDOWNS SCORED	16	20
FIELD GOALS-ATTEMPTS	5-8	3-9
ON-SIDE KICKS	0-1	0-0
RED-ZONE SCORES	(16-19) 84%	(19-23) 83%
RED-ZONE TOUCHDOWNS	(13-19) 68%	(17-23) 74%
PAT-ATTEMPTS	(14-15) 93%	(19-19) 100%
ATTENDANCE	163912	201877
Games/Avg Per Game	3/54637	3/67292
Neutral Site Games		0/0

Score by Quarters	1st	2nd	3rd	4th	OT	Total
BYU	7	48	47	25	0	127
Opponents	38	38	35	37	0	148

BYU Overall Individual Statistics (as of Oct 05, 2018)  
All games

Rushing	gp-gs	att	gain	loss	net	avg	td	lg	avg/g
CANADA, Squally	6-5	71	353	19	334	4.7	5	46	55.7
KATOA, Lopini	6-1	39	184	4	180	4.6	3	15	30.0
HIFO, Aleva	6-5	18	98	4	94	5.2	0	19	15.7
BURT, Riley	3-0	14	46	3	43	3.1	0	13	14.3
COLLIE, Dylan	6-0	6	35	6	29	4.8	0	14	4.8
WILSON, Zach	2-0	4	26	1	25	6.2	0	26	12.5
HADLEY, Matt	5-1	3	25	2	23	7.7	0	20	4.6
PAU'U, Neil	6-1	4	13	0	13	3.2	0	8	2.2
HOGE, Beau	3-0	4	6	0	6	1.5	0	4	2.0
SIMON, Micah	6-2	4	17	12	5	1.2	0	8	0.8
ROMNEY, Gunner	5-1	1	5	0	5	5.0	0	5	1.0
MILNE, Dax	4-3	3	5	6	-1	-0.3	0	5	-0.2
Team	5-0	6	0	13	-13	-2.2	0	0	-2.6
MANGUM, Tanner	6-6	13	13	57	-44	-3.4	0	3	-7.3
Total	6	190	826	127	699	3.7	8	46	116.5
Opponents	6	222	1069	86	983	4.4	11	36	163.8

Punt Returns	no.	yds	avg	td	lg
SHELTON, Michael	10	85	8.5	0	37
Total	10	85	8.5	0	37
Opponents	8	35	4.4	0	16

Interceptions	no.	yds	avg	td	lg
ANDERSON, Zayn	1	12	12.0	0	12
JACOBSON, Tann	1	19	19.0	0	19
KAUFUSI, Isaiah	1	15	15.0	0	15
SANDLIN, Rhett	1	20	20.0	0	20
Total	4	66	16.5	0	20
Opponents	3	76	25.3	1	56

Kick Returns	no.	yds	avg	td	lg
HIFO, Aleva	6	111	18.5	0	25
Total	6	111	18.5	0	25
Opponents	15	312	20.8	0	26

Passing	gp-gs	effic	comp	att	in	pct	yds	td	lg	avg/g
MANGUM, Tanner	6-6	115.40	112	182	3	61.5	1042	5	46	173.7
WILSON, Zach	2-0	11.27	4	6	0	66.7	64	1	20	32.0
HIFO, Aleva	6-5	690.40	1	1	0	100.	31	1	31	5.2
Total	6	121.49	117	189	3	61.9	1137	7	46	189.5
Opponents	6	133.16	118	177	4	66.7	1182	8	52	197.0

Fumble Returns	no.	yds	avg	td	lg
TOFA, Alden	1	0	0.0	0	0
GHANWOLOKU, D	1	36	36.0	1	36
Total	2	36	18.0	1	36
Opponents	0	0	0.0	0	0

Receiving	gp-gs	no.	yds	avg	td	lg	avg/g
HIFO, Aleva	6-5	18	180	10.0	0	30	30.0
KATOA, Lopini	6-1	18	106	5.9	1	27	17.7
LAULU-PUTUTAU,	5-4	14	120	8.6	1	31	24.0
BUSHMAN, Matt	6-2	10	187	18.7	1	39	31.2
COLLIE, Dylan	6-0	8	68	8.5	1	22	11.3
HOLKER, Dallin	6-1	8	47	5.9	0	14	7.8
SHUMWAY, Talon	6-3	7	138	19.7	1	46	23.0
ROMNEY, Gunner	5-1	7	88	12.6	1	18	17.6
MILNE, Dax	4-3	6	43	7.2	0	9	10.8
SIMON, Micah	6-2	5	54	10.8	0	20	9.0
PAU'U, Neil	6-1	5	25	5.0	0	12	4.2
CANADA, Squally	6-5	4	40	10.0	0	15	6.7
EL-BAKRI, Brayde	4-0	4	23	5.8	1	13	5.8
DAVIS, Akile	6-1	1	12	12.0	0	12	2.0
BURT, Riley	3-0	1	4	4.0	0	4	1.3
MANGUM, Tanner	6-6	1	2	2.0	0	2	0.3
Total	6	117	1137	9.7	7	46	189.5
Opponents	6	118	1182	10.0	8	52	197.0

**BYU Overall Individual Statistics (as of Oct 05, 2018)**  
**All games**

Scoring	td	fg	PAT				dx	saf	pts
			kick	rush	rcv	pass			
CANADA, Squally	5	-	-	-	-	-	-	30	
SOUTHAM, Skyler	-	5-8	13-14	-	-	-	-	28	
KATOA, Lopini	4	-	-	-	-	-	-	24	
BUSHMAN, Matt	1	-	-	-	-	-	-	6	
GHANWOLOKU, D	1	-	-	-	-	-	-	6	
ROMNEY, Gunner	1	-	-	-	-	-	-	6	
COLLIE, Dylan	1	-	-	-	-	-	-	6	
LAULU-PUTUTAU,	1	-	-	-	-	-	-	6	
SHUMWAY, Talon	1	-	-	-	-	-	-	6	
EL-BAKRI, Brayde	1	-	-	-	-	-	-	6	
SIMON, Micah	-	-	-	-	1	-	-	2	
MIKKELSEN, Andr	-	-	1-1	-	-	-	-	1	
MANGUM, Tanner	-	-	-	-	-	1-1	-	0	
Total	16	5-8	14-15	-	1	1-1	-	127	
Opponents	20	3-9	19-19	-	-	0-1	-	148	

Total Offense	g	plays	rush	pass	total	avg/g
MANGUM, Tanner	6	195	-44	1042	998	166.3
CANADA, Squally	6	71	334	0	334	55.7
KATOA, Lopini	6	39	180	0	180	30.0
HIFO, Aleva	6	19	94	31	125	20.8
WILSON, Zach	2	10	25	64	89	44.5
BURT, Riley	3	14	43	0	43	14.3
COLLIE, Dylan	6	6	29	0	29	4.8
HADLEY, Matt	5	3	23	0	23	4.6
PAU'U, Neil	6	4	13	0	13	2.2
HOGE, Beau	3	4	6	0	6	2.0
ROMNEY, Gunner	5	1	5	0	5	1.0
SIMON, Micah	6	4	5	0	5	0.8
MILNE, Dax	4	3	-1	0	-1	-0.2
Team	5	6	-13	0	-13	-2.6
Total	6	379	699	1137	1836	306.0
Opponents	6	399	983	1182	2165	360.8

Field Goals	fg	pct.	01-19	20-29	30-39	40-49	50-99	lg	blk
SOUTHAM, Skyler	5-8	62.5	0-0	1-1	2-2	2-4	0-1	47	0

FG Sequence	BYU	Opponents
Arizona	-	43,(24)
CAL	(36)	-
Wisconsin	52,(45)	42
McNeese	(30),(22),(47)	(20),35,40
Washington	45	40,24
Utah State	43	(47)

Punting	no.	yds	avg	lg	tb	fc	i2050+	blk
ALMOND, Rhett	24	1034	43.0	52	1	8	6	5
JONES, Danny	5	197	39.4	43	0	2	2	0
Total	29	1224	42.3	52	1	10	8	5
Opponents	25	1094	43.7	66	2	8	10	5

Kickoffs	no.	yds	avg	tb	ob	retn	net ydIn
MIKKELSEN, Andr	24	148	61.9	8	0		
SOUTHAM, Skyler	1	10	10.0	0	0		
Total	25	149	59.8	8	0	20.8	39.4
Opponents	29	186	64.3	21	1	18.5	42.4

Numbers in (parentheses) indicate field goal was made.



**BYU Overall Individual Statistics (as of Oct 05, 2018)**  
**All games**

All Purpose	g	rush	rcv	pr	kr	ir	total	avg/g
HIFO, Aleva	6	94	180	0	111	0	385	64.2
CANADA, Sq	6	334	40	0	0	0	374	62.3
KATOA, Lopi	6	180	106	0	0	0	286	47.7
BUSHMAN,	6	0	187	0	0	0	187	31.2
SHUMWAY,	6	0	138	0	0	0	138	23.0
LAULU-PUT	5	0	120	0	0	0	120	24.0
COLLIE, Dyla	6	29	68	0	0	0	97	16.2
ROMNEY, G	5	5	88	0	0	0	93	18.6
SHELTON, M	6	0	0	85	0	0	85	14.2
SIMON, Mica	6	5	54	0	0	0	59	9.8
HOLKER, Dal	6	0	47	0	0	0	47	7.8
BURT, Riley	3	43	4	0	0	0	47	15.7
MILNE, Dax	4	-1	43	0	0	0	42	10.5
PAU'U, Neil	6	13	25	0	0	0	38	6.3
WILSON, Zac	2	25	0	0	0	0	25	12.5
EL-BAKRI, Br	4	0	23	0	0	0	23	5.8
HADLEY, Ma	5	23	0	0	0	0	23	4.6
SANDLIN, Rh	6	0	0	0	0	20	20	3.3
JACOBSON,	4	0	0	0	0	19	19	4.8
KAUFUSI, Is	5	0	0	0	0	15	15	3.0
ANDERSON,	4	0	0	0	0	12	12	3.0
DAVIS, Akile	6	0	12	0	0	0	12	2.0
HOGE, Beau	3	6	0	0	0	0	6	2.0
Team	5	-13	0	0	0	0	-13	-2.6
MANGUM, T	6	-44	2	0	0	0	-42	-7.0
Total	6	699	1137	85	111	66	2098	349.7
Opponents	6	983	1182	35	312	76	2588	431.3

BYU Overall Defensive Statistics (as of Oct 05, 2018)  
All games

##	Defensive Leaders	gp-gs	Tackles				tfl/yds	Sacks no-yds	Pass defense			Fumbles		blkd	
			ua	a	tot				int-yds	brup	qbh	rcv-yds	ff	kick	saf
16	TAKITAKI, Sione	6-6	30	10	40	3.0-3	.	.	3	2	.	.	.	.	.
23	ANDERSON, Zayne	4-4	23	13	36	1.0-2	.	1-12	1	.	.	.	.	.	.
11	LEE, Austin	6-6	18	8	26	1.0-8	.	.	.	.	.	1	.	.	.
90	KAUFUSI, Corbin	6-6	19	7	26	5.0-42	4.0-38	.	1	.	.	.	.	1	.
3C	WILCOX, Chris	6-6	21	3	24	2.0-2	.	.	1	.	.	.	.	.	.
38	PAU'U, Butch	5-3	17	5	22	0.5-0	.	.	.	.	.	1	.	.	.
18	SHELTON, Michael	6-6	12	5	17	1.0-2	.	.	2	.	.	1	1	.	.
1D	WARNER, Troy	6-2	9	7	16	.	.	.	.	.	.	.	.	.	.
41	PULSIPHER, Adam	6-2	4	10	14	.	.	.	1	.	.	.	.	.	.
95	TONGA, Khyiris	6-6	9	4	13	1.5-4	.	.	2	1	.	.	.	.	.
5	GHANWOLOKU, Dayan	3-3	9	3	12	.	.	.	.	.	2-36	.	.	.	.
28	POWELL, Sawyer	6-0	9	2	11	.	.	.	.	.	1-0	.	.	.	.
44	POWELL, Riggs	6-1	7	4	11	.	.	.	.	.	.	.	.	.	.
53	KAUFUSI, Isaiah	5-0	6	4	10	1.0-1	.	1-15	.	.	.	.	.	.	.
93	EL-BAKRI, Bracken	5-5	6	4	10	.	.	.	.	.	.	.	.	.	.
52	PILI, Trajan	6-4	9	1	10	.	.	.	1	2	.	.	.	.	.
99	DAWE, Zac	6-0	7	2	9	2.0-9	1.0-8	.	.	.	.	.	.	.	.
25	JACOBSON, Tanner	4-0	4	3	7	.	.	1-19	.	.	.	.	.	.	.
2	HADLEY, Matt	5-1	6	1	7	.	.	.	1	.	.	.	.	.	.
55	FAUATEA, Lorenzo	6-0	3	2	5	.	.	.	1	.	.	.	.	.	.
54	TALIAULI, Merrill	6-3	2	3	5	.	.	.	.	.	.	.	.	.	.
91	TUIOTI-MARINER,	6-0	4	1	5	.	.	.	.	.	.	.	.	.	.
30	ELLIS, Keenan	5-0	4	.	4	.	.	.	.	.	.	.	.	.	.
57	TOFA, Alden	4-0	1	2	3	.	.	.	.	.	1-0	.	.	.	.
24	KAFENTZIS, Austin	6-0	1	2	3	.	.	.	.	.	.	.	.	.	.
13	SIMON, Micah	6-2	2	.	2	.	.	.	.	.	.	.	.	.	.
92	KAUFUSI, Devin	6-1	1	1	2	.	.	.	.	.	.	.	.	.	.
46	SANDLIN, Rhett	6-0	2	.	2	.	.	1-20	.	.	.	.	.	.	.
97	CHAMBERS, Austin	3-0	.	2	2	.	.	.	.	.	.	.	.	.	.
58	LEIATAUA, Uriah	3-0	1	1	2	.	.	.	.	.	.	.	.	.	.
36	MANDELL, D'Angelo	6-0	.	1	1	.	.	.	.	.	.	.	.	.	.
50	SAMPSON, Nate	2-0	1	.	1	.	.	.	.	.	.	1	.	.	.
47	KAUFUSI, Jackson	2-0	1	.	1	.	.	.	.	.	.	.	.	.	.
43	PRICE, Mitchell	5-0	1	.	1	.	.	.	.	.	.	.	.	.	.
39	KAPISI, Jared	6-0	1	.	1	.	.	.	.	.	.	.	.	.	.
10	HERRON, Isaiah	3-0	.	1	1	.	.	.	.	.	.	.	.	.	.
35	EL-BAKRI, Brayden	4-0	1	.	1	.	.	.	.	.	.	.	.	.	.
17	LAULU-PUTUTAU,Moro	5-4	1	.	1	.	.	.	.	.	.	.	.	.	.
3D	ARMSTRONG, Isaiah	6-0	1	.	1	.	.	.	.	.	.	.	.	.	.
98	HARRIS, Mitch	6-0	.	.	.	.	.	.	.	.	1-0	.	.	.	.
Total		6	253	112	365	18-73	6-57	4-66	14	5	5-36	4	2	.	.
Opponents		6	231	120	351	35-111	6-55	3-76	31	11	4-0	7	.	.	.

BYU Team Game-by-Game (as of Oct 05, 2018)  
All games

TEAM STATISTICS

Date	Opponent	Rushing				Receiving				Passing				Kick Returns				Punt Returns				tot off
		no.	yds	td	lg	no.	yds	td	lg	cmp	att	int	yds	td	lg	no.	yds	td	lg	no.	yds	
09/01/18	at Arizona	43	183	3	13	18	209	1	30	18-28-0	209	1	30	0	0	0	0	3	45	0	37	392
Sep 08	CAL	33	91	0	13	22	196	1	24	22-41-2	196	1	24	1	17	0	17	3	-4	0	0	287
Sep 15	at Wisconsin	28	191	2	46	13	120	1	31	13-23-0	120	1	31	0	0	0	0	0	0	0	0	311
Sep 22	MCNEESE	42	161	2	20	16	130	1	16	16-27-0	130	1	16	0	0	0	0	2	29	0	21	291
09/29/18	at Washington	28	34	1	6	18	160	0	39	18-21-0	160	0	39	1	16	0	16	0	0	0	0	194
Oct 05	UTAH STATE	16	39	0	26	30	322	3	46	30-49-1	322	3	46	4	78	0	25	2	15	0	8	361
BYU		190	699	8	46	117	1137	7	46	117-189-3	1137	7	46	6	111	0	25	10	85	0	37	1836
		222	983	11	36	118	1182	8	52	118-177-4	1182	8	52	15	312	0	26	8	35	0	16	2165

Games: 6 • Avg/rush: 3.7 • Avg/catch: 9.7 • Pass effic: 121.49 • KR avg: 18.5 • PR avg: 8.5 • All purpose avg/game: 349.7 • Total offense av

Date	Opponent	Tackles				Sacks	Fumble		Pass Defense			blkd	PAT Attempts			off			
		ua	a	total	tfl-yds	no-yds	ff	fr-yds	int-yds	qbh	brup	kick	kick	rush	rcv	saf	t/o	pts	
09/01/18	at Arizona	43	10	53	2.0-16	1.0-12	0	0-0	0-0	0	5	1	4-4	0	0	0	0	0	28
Sep 0	CAL	48	16	64	3.0-4	0.0-0	1	2-36	1-15	1	5	0	1-1	0	1	0	7	18	
Sep 1	at Wisconsin	41	42	83	3.0-13	2.0-12	0	0-0	1-12	1	1	0	3-3	0	0	0	7	24	
Sep 2	MCNEESE	35	10	45	4.0-19	2.0-9	2	2-0	2-39	1	1	1	3-3	0	0	0	13	30	
09/29/18	at Washington	34	26	60	3.0-17	1.0-13	1	1-0	0-0	0	0	0	1-1	0	0	0	7	7	
Oct 05	UTAH STATE	52	8	60	3.0-4	0.0-0	0	0-0	0-0	2	2	0	2-3	0	0	0	0	20	
BYU		253	112	365	18.0-73	5.0-46	4	5-36	4-66	5	14	2	14-15	0	1	0	34	127	
		231	120	351	35.0-111	6.0-55	7	4-0	3-76	11	31	0	19-19	0	0	0	28	148	

Date	Opponent	Punting							Field Goals			Kickoffs						
		no.	yds	avg	long	blkd	tb	fc	50+	i20	md-att	long	blkd	no.	yds	avg	tb	ob
09/01/18	at Arizona	4	160	40.0	44	0	0	2	0	1	0-0	0	0	5	324	64.8	2	0
Sep 0	CAL	6	266	44.3	52	0	1	2	2	2	1-1	36	0	3	190	63.3	0	0
Sep 1	at Wisconsin	4	193	48.2	50	0	0	1	2	2	1-2	45	0	5	309	61.8	1	0
Sep 2	MCNEESE	4	172	43.0	48	0	0	0	0	1	3-3	47	0	6	369	61.5	4	0
09/29/18	at Washington	6	233	38.8	48	0	0	2	0	0	0-1	0	0	2	105	52.5	1	0
Oct 05	UTAH STATE	5	204	40.8	51	0	0	3	1	2	0-1	0	0	4	199	49.8	0	0
BYU		29	1228	42.3	52	0	1	10	5	8	5-8	47	0	25	1496	59.8	8	0
		25	1093	43.7	66	0	2	8	5	10	3-9	47	2	29	1866	64.3	21	1

BYU Opponent Game-by-Game (as of Oct 05, 2018)  
All games

OPPONENT STATISTICS

Date	Opponent	Rushing				Receiving				Passing				Kick Returns				Punt Returns				tot off		
		no.	yds	td	lg	no.	yds	td	lg	cmp	att	int	yds	td	lg	no.	yds	td	lg	no.	yds		td	lg
09/01/18	at Arizona	35	129	2	26	17	197	1	33	17	34	0	197	1	33	3	71	0	25	0	0	0	0	326
Sep 08	CAL	37	167	1	17	24	219	2	52	24	36	1	219	2	52	3	63	0	26	2	1	0	2	386
Sep 15	at Wisconsin	43	204	3	31	18	190	0	27	18	28	1	190	0	27	4	84	0	24	1	1	0	1	394
Sep 22	MCNEESE	28	73	0	14	18	134	0	39	18	26	2	134	0	39	2	37	0	22	2	17	0	12	207
09/29/18	at Washington	37	187	4	28	23	277	1	30	23	25	0	277	1	30	0	0	0	0	3	16	0	16	464
Oct 05	UTAH STATE	42	223	1	36	18	165	4	40	18	28	0	165	4	40	3	57	0	22	0	0	0	0	388
Opponents		222	983	11	36	118	1182	8	52	118	177	4	1182	8	52	15	312	0	26	8	35	0	16	2165
		190	699	8	46	117	1137	7	46	117	189	3	1137	7	46	6	111	0	25	10	85	0	37	1836

Games: 6 • Avg/rush: 4.4 • Avg/catch: 10.0 • Pass effic: 133.16 • KR avg: 20.8 • PR avg: 4.4 • All purpose avg/game: 431.3 • Total offense a

Date	Opponent	Tackles				Sacks	Fumble		Pass Defense			blkd	PAT Attempts			off			
		ua	a	total	tfl-yds	no-yds	ff	fr-yds	int-yds	qbh	brup	kick	kick	rush	rcv	saf	t/o	pts	
09/01/18	at Arizona	43	28	71	2.0-3	0.0-0	0	0-0	0-0	0	4	0	2-2	0	0	0	0	0	23
Sep 0	CAL	42	24	66	6.0-22	2.0-14	1	0-0	2-20	3	7	0	3-3	0	0	0	0	0	21
Sep 1	at Wisconsin	24	24	48	6.0-16	1.0-5	0	0-0	0-0	4	5	0	3-3	0	0	0	0	21	
Sep 2	MCNEESE	50	8	58	8.0-10	0.0-0	1	1-0	0-0	0	5	0	0-0	0	0	0	0	3	
09/29/18	at Washington	31	28	59	8.0-36	2.0-21	3	1-0	0-0	0	2	0	5-5	0	0	0	7	35	
Oct 05	UTAH STATE	41	8	49	5.0-24	1.0-15	2	2-0	1-56	4	8	0	6-6	0	0	0	21	45	
Opponents		231	120	351	35.0-111	6.0-55	7	4-0	3-76	11	31	0	19-19	0	0	0	28	148	
		253	112	365	18.0-73	5.0-46	4	5-36	4-66	5	14	2	14-15	0	1	0	34	127	

Date	Opponent	Punting										Field Goals			Kickoffs				
		no.	yds	avg	long	blkd	tb	fc	50+	i20	md-att	long	blkd	no.	yds	avg	tb	ob	
09/01/18	at Arizona	5	228	45.6	53	0	1	1	1	1	1-2	24	1	5	322	64.4	4	1	
Sep 0	CAL	6	255	42.5	48	0	0	2	0	3	0-0	0	0	4	260	65.0	3	0	
Sep 1	at Wisconsin	4	172	43.0	63	0	0	3	1	2	0-1	0	0	4	260	65.0	4	0	
Sep 2	MCNEESE	4	184	46.0	66	0	1	0	2	1	1-3	20	1	2	135	67.5	2	0	
09/29/18	at Washington	1	40	40.0	40	0	0	1	0	1	0-2	0	0	6	364	60.7	4	0	
Oct 05	UTAH STATE	5	214	42.8	50	0	0	1	1	2	1-1	47	0	8	525	65.6	4	0	
Opponents		25	1093	43.7	66	0	2	8	5	10	3-9	47	2	29	1866	64.3	21	1	
		29	1228	42.3	52	0	1	10	5	8	5-8	47	0	25	1496	59.8	8	0	

BYU Game Superlatives (as of Oct 05, 2018)  
All games

INDIVIDUAL GAME HIGHS

Rushes	24	CANADA, Squally at Arizona (09/01/18)
Yards Rushing	118	CANADA, Squally at Wisconsin (Sep 15, 2018)
TD Rushes	3	CANADA, Squally at Arizona (09/01/18)
Long Rush	46	CANADA, Squally at Wisconsin (Sep 15, 2018)
Pass attempts	45	MANGUM, Tanner vs Utah State (Oct 05, 2018)
Pass completions	27	MANGUM, Tanner vs Utah State (Oct 05, 2018)
Yards Passing	270	MANGUM, Tanner vs Utah State (Oct 05, 2018)
TD Passes	2	MANGUM, Tanner vs Utah State (Oct 05, 2018)
Long Pass	46	MANGUM, Tanner vs Utah State (Oct 05, 2018)
Receptions	7	KATOA, Lopini at Washington (09/29/18)
Yards Receiving	110	SHUMWAY, Talon vs Utah State (Oct 05, 2018)
TD Receptions	1	BUSHMAN, Matt at Arizona (09/01/18)
	1	EL-BAKRI, Brayden vs CAL (Sep 08, 2018)
	1	LAULU-PUTUTAU, Moroni at Wisconsin (Sep 15, 2018)
	1	SHUMWAY, Talon vs McNeese (Sep 22, 2018)
	1	KATOA, Lopini vs Utah State (Oct 05, 2018)
	1	COLLIE, Dylan vs Utah State (Oct 05, 2018)
	1	ROMNEY, Gunner vs Utah State (Oct 05, 2018)
Long Reception	46	SHUMWAY, Talon vs Utah State (Oct 05, 2018)
Field Goals	3	SOUTHAM, Skyler vs McNeese (Sep 22, 2018)
Long Field Goal	47	SOUTHAM, Skyler vs McNeese (Sep 22, 2018)
Punts	6	ALMOND, Rhett vs CAL (Sep 08, 2018)
Punting Avg	48.2	ALMOND, Rhett at Wisconsin (Sep 15, 2018)
Long Punt	52	ALMOND, Rhett vs CAL (Sep 08, 2018)
Punts inside 20	2	ALMOND, Rhett vs CAL (Sep 08, 2018)
	2	ALMOND, Rhett at Wisconsin (Sep 15, 2018)
Long Punt Return	37	SHELTON, Michael at Arizona (09/01/18)
Long Kickoff Return	25	HIFO, Aleva vs Utah State (Oct 05, 2018)
Tackles	12	ANDERSON, Zayne vs CAL (Sep 08, 2018)
	12	TAKITAKI, Sione at Wisconsin (Sep 15, 2018)
Sacks	1.0	KAUFUSI, Corbin at Arizona (09/01/18)
	1.0	KAUFUSI, Corbin at Wisconsin (Sep 15, 2018)
	1.0	DAWE, Zac at Wisconsin (Sep 15, 2018)
	1.0	KAUFUSI, Corbin vs McNeese (Sep 22, 2018)
	1.0	KAUFUSI, Corbin at Washington (09/29/18)
Tackles For Loss	2.0	KAUFUSI, Corbin at Arizona (09/01/18)
	2.0	TAKITAKI, Sione vs CAL (Sep 08, 2018)
	2.0	WILCOX, Chris vs McNeese (Sep 22, 2018)
Interceptions	1	KAUFUSI, Isaiah vs CAL (Sep 08, 2018)
	1	ANDERSON, Zayne at Wisconsin (Sep 15, 2018)
	1	JACOBSON, Tanner vs McNeese (Sep 22, 2018)
	1	SANDLIN, Rhett vs McNeese (Sep 22, 2018)

BYU Game Superlatives (as of Oct 05, 2018)  
All games

TEAM GAME HIGHS

Rushes	43	at Arizona (09/01/18)
Yards Rushing	191	at Wisconsin (Sep 15, 2018)
Yards Per Rush	6.8	at Wisconsin (Sep 15, 2018)
TD Rushes	3	at Arizona (09/01/18)
Pass attempts	49	vs Utah State (Oct 05, 2018)
Pass completions	30	vs Utah State (Oct 05, 2018)
Yards Passing	322	vs Utah State (Oct 05, 2018)
Yards Per Pass	7.6	at Washington (09/29/18)
TD Passes	3	vs Utah State (Oct 05, 2018)
Total Plays	74	vs CAL (Sep 08, 2018)
Total Offense	392	at Arizona (09/01/18)
Yards Per Play	6.1	at Wisconsin (Sep 15, 2018)
Points	30	vs McNeese (Sep 22, 2018)
Sacks By	2	at Wisconsin (Sep 15, 2018)
	2	vs McNeese (Sep 22, 2018)
First Downs	23	at Arizona (09/01/18)
	23	vs Utah State (Oct 05, 2018)
Penalties	10	at Arizona (09/01/18)
Penalty Yards	94	at Arizona (09/01/18)
Turnovers	3	vs Utah State (Oct 05, 2018)
Interceptions By	2	vs McNeese (Sep 22, 2018)
Punts	6	vs CAL (Sep 08, 2018)
	6	at Washington (09/29/18)
Punting Avg	48.2	at Wisconsin (Sep 15, 2018)
Long Punt	52	vs CAL (Sep 08, 2018)
Punts inside 20	2	vs CAL (Sep 08, 2018)
	2	at Wisconsin (Sep 15, 2018)
	2	vs Utah State (Oct 05, 2018)
Long Punt Return	37	at Arizona (09/01/18)

BYU Game Superlatives (as of Oct 05, 2018)  
All games

OPPONENT INDIVIDUAL GAME HIGHS

Rushes	26	Taylor, J., at Wisconsin (Sep 15, 2018)
Yards Rushing	117	Taylor, J., at Wisconsin (Sep 15, 2018)
TD Rushes	2	Deal, Taiwan, at Wisconsin (Sep 15, 2018)
	2	Ahmed, Salvon, at Washington (09/29/18)
Long Rush	36	VAUGHNS, AAREN, vs Utah State (Oct 05, 2018)
Pass attempts	34	Tate, K., at Arizona (09/01/18)
Pass completions	23	Browning, Jake, at Washington (09/29/18)
Yards Passing	277	Browning, Jake, at Washington (09/29/18)
TD Passes	4	LOVE, JORDAN, vs Utah State (Oct 05, 2018)
Long Pass	52	Garbers, Chase, vs CAL (Sep 08, 2018)
Receptions	8	Noa, Kanawai, vs CAL (Sep 08, 2018)
	8	Fuller, Aaron, at Washington (09/29/18)
Yards Receiving	107	Fuller, Aaron, at Washington (09/29/18)
TD Receptions	2	TARVER, R., vs Utah State (Oct 05, 2018)
Long Reception	52	Noa, Kanawai, vs CAL (Sep 08, 2018)
Field Goals	1	Havrisik, L., at Arizona (09/01/18)
	1	Raborn, Gunnar, vs McNeese (Sep 22, 2018)
	1	EBERLE, D., vs Utah State (Oct 05, 2018)
Long Field Goal	47	EBERLE, D., vs Utah State (Oct 05, 2018)
Punts	6	Coutts, Steven, vs CAL (Sep 08, 2018)
Punting Avg	46.0	Kjellsten, Alex, vs McNeese (Sep 22, 2018)
Long Punt	66	Kjellsten, Alex, vs McNeese (Sep 22, 2018)
Punts inside 20	3	Coutts, Steven, vs CAL (Sep 08, 2018)
Long Punt Return	16	Fuller, Aaron, at Washington (09/29/18)
Long Kickoff Return	26	Davis, Ashtyn, vs CAL (Sep 08, 2018)
Tackles	16	Schooler, C., at Arizona (09/01/18)
Sacks	1.0	Funches, Alex, vs CAL (Sep 08, 2018)
	1.0	Johnson, Zeanda, vs CAL (Sep 08, 2018)
	1.0	Sagapolu, Olive, at Wisconsin (Sep 15, 2018)
	1.0	Bryant, Myles, at Washington (09/29/18)
	1.0	Rapp, Taylor, at Washington (09/29/18)
	1.0	ROCQUEMORE, J., vs Utah State (Oct 05, 2018)
Tackles For Loss	2.5	McCoy, Cory, vs McNeese (Sep 22, 2018)
Interceptions	1	Hawkins, Jaylin, vs CAL (Sep 08, 2018)
	1	Beck, Traveon, vs CAL (Sep 08, 2018)
	1	GALEAI, TIPA, vs Utah State (Oct 05, 2018)

BYU Game Superlatives (as of Oct 05, 2018)  
All games

OPPONENT TEAM GAME HIGHS

Rushes	43	at Wisconsin (Sep 15, 2018)
Yards Rushing	223	vs Utah State (Oct 05, 2018)
Yards Per Rush	5.3	vs Utah State (Oct 05, 2018)
TD Rushes	4	at Washington (09/29/18)
Pass attempts	36	vs CAL (Sep 08, 2018)
Pass completions	24	vs CAL (Sep 08, 2018)
Yards Passing	277	at Washington (09/29/18)
Yards Per Pass	11.1	at Washington (09/29/18)
TD Passes	4	vs Utah State (Oct 05, 2018)
Total Plays	73	vs CAL (Sep 08, 2018)
Total Offense	464	at Washington (09/29/18)
Yards Per Play	7.5	at Washington (09/29/18)
Points	45	vs Utah State (Oct 05, 2018)
Sacks By	2	vs CAL (Sep 08, 2018)
	2	at Washington (09/29/18)
First Downs	26	at Washington (09/29/18)
Penalties	12	vs Utah State (Oct 05, 2018)
Penalty Yards	125	vs Utah State (Oct 05, 2018)
Turnovers	4	vs McNeese (Sep 22, 2018)
Interceptions By	2	vs CAL (Sep 08, 2018)
Punts	6	vs CAL (Sep 08, 2018)
Punting Avg	46.0	vs McNeese (Sep 22, 2018)
Long Punt	66	vs McNeese (Sep 22, 2018)
Punts inside 20	3	vs CAL (Sep 08, 2018)
Long Punt Return	16	at Washington (09/29/18)



BYU Red-Zone Results (as of Oct 05, 2018)  
All games

BYU Inside Opponent Red-Zone

Date	Opponent	Score	Times In RZ	Times Score	Total Pts	Rush TDs	Pass TDs	FGs Made	Failed to score inside RZ						
									FGA	Dow	Int	Fum	Half	Gam	
09/01/18	at Arizona	28-23	3	3	21	3	3	0	0	0	0	0	0	0	0
Sep 08, 201	CAL	L 18-21	3	2	11	1	0	1	1	0	0	1	0	0	0
Sep 15, 201	at Wisconsin	24-21	2	2	14	2	2	0	0	0	0	0	0	0	0
Sep 22, 201	MCNEESE	30-3	6	5	27	3	2	1	2	0	0	0	0	1	0
09/29/18	at Washington	L 7-35	2	1	7	1	1	0	0	1	0	0	0	0	0
Oct 05, 201	UTAH STATE	L 20-45	3	3	20	3	0	3	0	0	0	0	0	0	0
Totals			19	16	100	13	8	5	3	1	0	1	0	1	0
			16 of 19 (84.2%)												

Opponents Inside BYU Red-Zone

Date	Opponent	Score	Times In RZ	Times Score	Total Pts	Rush TDs	Pass TDs	FGs Made	Failed to score inside RZ						
									FGA	Dow	Int	Fum	Half	Gam	
09/01/18	at Arizona	28-23	4	4	23	3	2	1	1	0	0	0	0	0	0
Sep 08, 201	CAL	L 18-21	2	1	7	1	1	0	0	0	1	0	0	0	0
Sep 15, 201	at Wisconsin	24-21	3	3	21	3	3	0	0	0	0	0	0	0	0
Sep 22, 201	MCNEESE	30-3	2	1	3	0	0	0	1	1	0	0	0	0	0
09/29/18	at Washington	L 7-35	7	5	35	5	4	1	0	2	0	0	0	0	0
Oct 05, 201	UTAH STATE	L 20-45	5	5	35	5	1	4	0	0	0	0	0	0	0
Totals			23	19	124	17	11	6	2	3	1	0	0	0	0
			19 of 23 (82.6%)												

BYU Games Played (as of Oct 05, 2018)  
All games

##	PLAYER	GP-GS	ARIZ	CAL	WIS	MCN	WASH	USU
26	ALMOND, Rhett	6/-	XXX	XXX	XXX	XXX	XXX	XXX
23	ANDERSON, Zayne	4/4	START	START	START	...	...	START
3D	ARMSTRONG, I.	6/-	XXX	XXX	XXX	XXX	XXX	XXX
34	BURT, Riley	3/-	...	...	XXX	XXX	XXX	...
89	BUSHMAN, Matt	6/2	START	XXX	XXX	XXX	XXX	START
22	CANADA, Squally	6/5	START	START	START	START	START	XXX
97	CHAMBERS, A.	3/-	...	...	XXX	XXX	XXX	...
67	CHRISTENSEN, B.	6/6	START	START	START	START	START	START
3	COLLIE, Dylan	6/-	XXX	XXX	XXX	XXX	XXX	XXX
37	CRIDDLE, Matt	6/-	XXX	XXX	XXX	XXX	XXX	XXX
1	DAVIS, Akile	6/1	XXX	XXX	XXX	XXX	START	XXX
99	DAWE, Zac	6/-	XXX	XXX	XXX	XXX	XXX	XXX
93	EL-BAKRI, Brac.	5/5	START	START	START	START	START	...
35	EL-BAKRI, Bray.	4/-	XXX	XXX	...	...	XXX	XXX
30	ELLIS, Keenan	5/-	XXX	XXX	XXX	XXX	XXX	...
66	EMPEY, James	6/6	START	START	START	START	START	START
55	FAUATEA, L.	6/-	XXX	XXX	XXX	XXX	XXX	XXX
64	FOLEY, Matt	1/-	XXX	...	...	...	...	...
27	FOWLER, Gavin	6/-	XXX	XXX	XXX	XXX	XXX	XXX
5	GHANWOLOKU, D.	3/3	START	START	START	...	...	...
2	HADLEY, Matt	5/1	XXX	XXX	...	XXX	XXX	START
33	HARRIS, Koy	1/-	...	...	...	...	XXX	...
98	HARRIS, Mitch	6/-	XXX	XXX	XXX	XXX	XXX	XXX
77	HERRING, C.	5/-	XXX	XXX	XXX	XXX	XXX	...
10	HERRON, Isaiah	3/-	XXX	XXX	XXX	...	...	...
15	HIFO, Aleva	6/5	START	START	START	XXX	START	START
7	HOGGE, Beau	3/-	...	XXX	...	XXX	XXX	...
69	HOGGE, Tristen	6/6	START	START	START	START	START	START
32	HOLKER, Dallin	6/1	XXX	XXX	START	XXX	XXX	XXX
71	HOYT, Austin	6/6	START	START	START	START	START	START
25	JACOBSON, T.	4/-	XXX	...	...	XXX	XXX	XXX
70	JIMENEZ, Jacob	2/-	...	...	...	XXX	XXX	...
19	JONES, Danny	3/-	...	...	...	XXX	XXX	XXX
24	KAFENTZIS, A.	6/-	XXX	XXX	XXX	XXX	XXX	XXX
94	KALUHIOKALANI,K	1/-	...	...	...	XXX	...	...
39	KAPISI, Jared	6/-	XXX	XXX	XXX	XXX	XXX	XXX
4	KATOA, Lopini	6/1	XXX	XXX	XXX	XXX	XXX	START
90	KAUFUSI, Corbin	6/6	START	START	START	START	START	START
92	KAUFUSI, Devin	6/1	XXX	XXX	XXX	XXX	START	XXX
53	KAUFUSI, Isaiah	5/-	...	XXX	XXX	XXX	XXX	XXX
47	KAUFUSI, J.	2/-	...	...	...	XXX	XXX	...
76	LaCHANCE, H.	2/-	...	...	...	XXX	...	XXX
73	LAPUAHO, Ului	6/-	XXX	XXX	XXX	XXX	XXX	XXX
17	LAULU-PUTUTAU,M	5/4	XXX	START	START	START	START	...
11	LEE, Austin	6/6	START	START	START	START	START	START
58	LEIATAUA, U.	3/-	XXX	XXX	...	...	XXX	...
74	LONGSON, K.	2/-	XXX	XXX	...	...	...	...

BYU Games Played (as of Oct 05, 2018)  
All games

##	PLAYER	GP-GS	ARIZ	CAL	WIS	MCN	WASH	USU
83	LOTULELEI, I.	2/-	...	XXX	...	XXX	...	...
36	MANDELL, D.	6/-	XXX	XXX	XXX	XXX	XXX	XXX
12	MANGUM, Tanner	6/6	START	START	START	START	START	START
29	MIKKELSEN, A.	6/-	XXX	XXX	XXX	XXX	XXX	XXX
82	MILNE, Dax	4/3	...	...	XXX	START	START	START
1C	MOORE, Malik	6/-	XXX	XXX	XXX	XXX	XXX	XXX
88	NWIGWE, JJ	4/1	XXX	START	XXX	XXX	...	...
38	PAU'U, Butch	5/3	START	START	...	XXX	START	XXX
84	PAU'U, Neil	6/1	START	XXX	XXX	XXX	XXX	XXX
52	PILI, Trajan	6/4	START	START	XXX	START	XXX	START
44	POWELL, Riggs	6/1	XXX	XXX	XXX	START	XXX	XXX
28	POWELL, Sawyer	6/-	XXX	XXX	XXX	XXX	XXX	XXX
43	PRICE, Mitchell	5/-	XXX	XXX	XXX	XXX	XXX	...
41	PULSIPHER, Adam	6/2	XXX	XXX	START	START	XXX	XXX
87	PULSIPHER, Add.	6/1	XXX	START	XXX	XXX	XXX	XXX
80	ROMNEY, Gunner	5/1	...	XXX	XXX	START	XXX	XXX
61	SALEPAGA, K.	4/4	...	...	START	START	START	START
50	SAMPSON, Nate	2/-	...	...	...	XXX	...	XXX
46	SANDLIN, Rhett	6/-	XXX	XXX	XXX	XXX	XXX	XXX
18	SHELTON, M.	6/6	START	START	START	START	START	START
59	SHOAF, Thomas	6/2	START	START	XXX	XXX	XXX	XXX
21	SHUMWAY, Talon	6/3	XXX	XXX	START	XXX	START	START
13	SIMON, Micah	6/2	START	XXX	XXX	START	XXX	XXX
20	SOUTHAM, Skyler	6/-	XXX	XXX	XXX	XXX	XXX	XXX
16	TAKITAKI, Sione	6/6	START	START	START	START	START	START
54	TALIAULI, M.	6/3	XXX	XXX	START	XXX	START	START
57	TOFA, Alden	4/-	XXX	...	...	XXX	XXX	XXX
95	TONGA, Khyiris	6/6	START	START	START	START	START	START
51	TUILOMA, Jeddy	1/-	...	...	...	XXX	...	...
91	TUIOTI-MARINER,	6/-	XXX	XXX	XXX	XXX	XXX	XXX
1D	WARNER, Troy	6/2	XXX	XXX	XXX	START	XXX	START
3C	WILCOX, Chris	6/6	START	START	START	START	START	START
1B	WILSON, Zach	2/-	...	...	...	XXX	...	XXX