

BYU FOOTBALL

1984 NATIONAL CHAMPIONS • 35 BOWL GAMES • NO. 6 IN WINS OVER LAST 40 SEASONS

2018 SCHEDULE (Local times)

DATE	OPPONENT	TIME/RESULT	TV
9/1	at Arizona	W 28-23	ESPN
BYU dominated the line of scrimmage and Squally Canada ran for three touchdowns en route to a 28-23 victory on the road at Arizona.			
9/8	California	L 21-18	ESPN2
Despite forcing three turnovers, BYU couldn't get the offense going in a 21-18 loss to Cal in the home opener at LaVell Edwards Stadium.			
9/15	at No. 6 Wisconsin	W 24-21	ABC
BYU stunned the No. 6 team in the country with stout play in the trenches, going toe-to-toe with Big Ten powerhouse and winning 24-21.			
9/22	McNeese State	W 30-3	BYUtv
A 24-point second quarter sparked by a blocked field goal carried BYU to its third win of the season over McNeese, the No. 10 school in the FCS.			
9/29	at No. 11 Washington	L 35-7	FOX
The No. 11 Huskies defeated the Cougars 35-7 in Seattle at Husky Stadium. Washington was able to control both sides of the ball in a lopsided victory.			
10/5	Utah State	L 45-20	ESPN2
The Aggies took advantage of BYU's mistakes again to the tune of a 45-20 win at LaVell Edwards Stadium. Utah State scored 21 points of BYU's three turnovers.			
10/13	Hawai'i	W 49-23	ESPN2
BYU's offense and defense came to play as the Cougars dominated Hawai'i on both sides to the tune of a 49-23 victory on homecoming.			
10/27	Northern Illinois	L 7-6	ESPNU
Northern Illinois scored a touchdown to start the second half and it was enough in a defensive struggle. The Cougars kicked two field goals in the loss.			
11/3	at Boise State	L 21-16	ESPN2
Despite outgaining the Broncos, a last-second effort to get into the end zone from the 2-yard line stalled as the clock ran out and BYU fell 21-16 to Boise State.			
11/10	at UMass	W 35-16	11/NESN/ BYUtv
BYU avenged last season's miscure with a 35-16 win over UMass. Despite a slow start, BYU rattled off 35 unanswered points en route to the victory.			
11/17	New Mexico State	8:15 p.m.	ESPN2
The Cougars host the Aggies for the second time. BYU topped New Mexico State 42-7 in 2011 at LaVell Edwards Stadium and 50-14 in 2012 in Las Cruces.			
11/24	at Utah	8:00 p.m.	FS1
The Deseret Duel returns to the final regular season game for the first time since 2010. BYU looks to snap Utah's seven game winning streak.			

GAME NOTES TWITTER



For the most up-to-date notes follow @BYUGameNotes on Twitter throughout gameday. Track milestones, news and notes as they happen, along with other exciting facts, stats and more.



NEW MEXICO STATE (3-7) AGGIES

Head Coach . . . Doug Martin (6th yr)
 Alma Mater Kentucky, 1985
 Career Record 49-104
 Record at New Mexico St. 20-51
 Martin vs. BYU 0-0

GAME INFORMATION

Kickoff 8:15 p.m. MST
 TV ESPN2
 Roy Philpott (PxP), Tom Ramsey (analyst)
 Radio BYU Sports Network
 BYU Radio Sirius XM 143/89.1 FM HD2,
 KSL 1160 AM/102.7 FM
 Greg Wrubell (play-by-play), Marc Lyons (analyst),
 Mitchell Juergens (sideline)
 Radio start 6:15 p.m. MST
 Pregame show BYUtv, 7:00 p.m. MST



BYU (5-5) COUGARS

Head Coach . . . Kalani Sitake (3rd yr)
 Alma Mater BYU, 2000
 Career Record 18-18
 Record at BYU same
 Sitake vs. New Mexico State 0-0

SERIES INFORMATION

Games Played 2
 Series 2-0
 In Las Cruces 1-0
 In Provo 1-0
 Neutral 0-0
 Last meeting BYU won 50-14 in Las Cruces,
 Nov. 24, 2012

GAME STORYLINES

- **THE SERIES.** BYU and New Mexico State are meeting for the third time in the series. The Cougars hold a 2-0 advantage, beating the Aggies by an average score of 46.0-10.5 in the two games. The first game was in Provo in 2011 where BYU beat New Mexico State 42-7 when another freshman quarterback, Jake Heaps, tossed four touchdowns. In 2012 in Las Cruces, senior quarterback James Lark threw six touchdown passes, five of them going to Cody Hoffman for a school record in a 50-14 win. New Mexico State head coach was the offensive coordinator for the Aggies in the 2011 matchup.
- **SENIOR NIGHT.** Prior to the game Saturday night, BYU will honor 25 seniors that will be playing in their last game at LaVell Edwards Stadium. Each player is expected to run out of the tunnel one-by-one to receive recognition for their contributions to the program. They will be honored again at the football banquet after the season.
- **NOVEMBER GAMES.** BYU has finished the season strong in the month of November. Since 2009, BYU is 27-8 in November. The Cougars have New Mexico State this week and Utah remaining this month.
- **OPPONENTS WITH A BYE WEEK.** The Cougars are hosting its third team that is coming off of a bye week this season. While the Aggies had last week off, BYU also faced Utah State and Northern Illinois after the teams had an extra week of prep.
- **YOUNG GUNS.** BYU has played 27 freshmen this season, including 17 true freshmen. There have been 11 different freshmen that have started games for the Cougars, including five true freshmen. Against Hawai'i, BYU started seven freshmen, including six on offense. Only Minnesota has started more freshmen on offense in a game (7). Freshmen have accounted for just shy of half of BYU's total scoring this year (116 of 233 total points – 49.8 percent).
- **A GREAT DAY FOR A FOOTBALL GAME.** Marc Lyons, the long-time radio color commentator for BYU football will be honored during the game as he makes his final broadcast from LaVell Edwards Stadium. Lyons has been in the broadcast booth for 38 total seasons. His first broadcast was on Sept. 6, 1980 alongside Paul James. Lyons worked nearly two decades with James before spending the last 18 seasons with Greg Wrubell.

TEAM COMPARISON

NMSU	CATEGORY	BYU
27.2	Scoring Offense	23.3
42.3	Scoring Defense	21.5
20.6	First Downs	18.5
113.3	Rushing Off.	138.9
276.3	Rushing Def.	135.0
260.5	Passing Off.	199.8
214.3	Passing Def.	194.2
373.8	Total Offense	338.7
490.6	Total Defense	329.7
23.6	Kickoff Return	18.4
7.4	Punt Return	6.5
57.5	Penalties (YPG)	53.6
32.4	Net Punting	39.6
24:55	Time of Poss.	30:22
38.2	3rd Down %	34.6
57.1	4th Down %	53.3
24-171	Sacks-Yards	18-112
31-224	Sacks Allowed	21-145
82.4	Blue Zone %	81.6
90.9	Opp. Blue Zone %	83.3

SENIOR NIGHT

BYU will honor 25 seniors prior to the game against New Mexico State.

26	Rhett Almond	P
24	Joshua Buhler	DB
22	Squally Canada	RB
3	Dylan Collie	WR
4	Trey Dye	WR
35	Brayden El-Bakri	RB
64	Matt Foley	LS
27	Gavin Fowler	DB
2	Matt Hadley	RB
71	Austin Hoyt	OL
25	Tanner Jacobson	DB
94	Kamalani Kaluhiokalani	DL
90	Corbin Kaufusi	DL
73	Ului Lapuaho	OL
12	Tanner Mangum	QB
29	Andrew Mikkelsen	K
38	Butch Pau'u	LB
44	Riggs Powell	LB
28	Sawyer Powell	DB
41	Adam Pulisipher	LB
50	Nate Sampson	LB
46	Rhett Sandlin	LB
18	Michael Shelton	DB
16	Sione Takitaki	LB
54	Merrill Taliauli	DL

FOOTBALL CONTACTS

Football Media Relations Director Brett Pyne
 Office 801-422-4912
 Cell 801-367-1631
 Email brett_pyne@byu.edu
 Assistant FB Media Relations Director Kenny Cox
 Office 801-422-5202
 Cell 801-420-7703
 Email kenny_cox@byu.edu
 FB Media Relations Graduate Assistant Ari Davis
 Office 801-422-8999
 Cell 801-243-8265
 Email footballpr@byu.edu
 Associate AD/Communications Duff Tittle
 Office (801) 422-4910
 Email duff_tittle@byu.edu
 Media Relations Main Office 801-422-8948
 Media Relations Fax 801-422-0633
 LaVell Edwards Stadium Press Box 801-422-2609
 Website www.byucougars.com
 Twitter @BYUcougars, @BYUgamenotes, @BYUCougarsPR
 Facebook facebook.com/byufootball
 Address 30 Smith Fieldhouse, Provo, UT 84602

2018 QUICK FACTS

Location Provo, Utah 84602
 Elevation 4,553 feet
 Enrollment 33,517
 Founded October 16, 1875
 Owned The Church of Jesus Christ of Latter-day Saints
 Nickname Cougars
 Mascot Cosmo the Cougar
 Colors Blue and White
 Stadium LaVell Edwards Stadium
 Surface Natural Grass
 BYU President Kevin J Worthen (BYU, 1982)
 Athletics Director Tom Holmoe (BYU, 1983)
 Head Coach Kalani Sitake (BYU, 2000)
 Seasons 3rd year
 Career Record 18-18
 Record at BYU Same
 Defensive Set 4-3
 Offensive Set Multiple
 2018 Record 5-5
 2018 Nat'l Ranking (High) N/A (20 AP poll)
 2017 Record 4-9
 2017 National Ranking (High) (RV)
 Offensive Starters Returning/Lost 7/4
 Offensive Returners with Starting Exp. 16
 Defensive Starters Returning/Lost 7/4
 Defensive/Specialist Returners with Starting Exp. 16
 Letterwinners Returning/Lost 58/25
 Offensive Letterwinners Returning/Lost 25/10
 Defensive Letterwinners Returning/Lost 29/13
 Specialists Letterwinners Returning/Lost 4/2
 National Championships 1 (1984)
 Bowl Appearances 35
 Bowl Record 14-20-1
 Last Bowl Appearance 2016 Poinsettia Bowl
 (W 24-21 vs. Wyoming)
 Last Bowl Victory same
 First Year of Football 1922
 All-time Record 573-420-26 (.575)
 All-time Home Record 313-142-6 (.685)
 All-time Road Record 233-252-19 (.481)
 All-time Neutral Record 28-26-1 (.518)
 All-time Independent Record 61-40 (.604)
 LaVell Edwards Stadium Record 240-77 (.757)



BRETT PYNE
 Football Media Relations Director
 Office: (801) 422-4912
 Cell: (801) 367-1631
 Email: brett_pyne@byu.edu @brettpyne



KENNY COX
 Assistant Football Media Relations Director
 Office: (801) 422-5202
 Cell: (801) 420-7703
 Email: kenny_cox@byu.edu @kennycocx



ARI DAVIS
 Football Media Relations Graduate Assistant
 Office: (801) 243-8999
 Cell: (801) 243-8265
 Email: footballpr@byu.edu @adavis22_



DUFF TITTLE
 Associate Athletic Director Communications
 Office: (801) 422-4910
 Cell: (801) 372-4401
 Email: duff_tittle@byu.edu @dufftitle

BYU MEDIA AVAILABILITY (subject to change)

MON 11/12	TUES 11/13	WED 11/14	THU 11/15	FRI 11/16	SAT 11/17
12:00 p.m. MST Press briefing - Kalani Sitake and select players available. Meet in football lobby (2nd floor Student Athlete Building). 11-12 p.m. MT Coordinators' Corner Radio Show (BYU coordinators) BYUtv, BYU Radio Sirius XM 143, ESPN 960 AM)	5:50 p.m. MST Post-practice availability Defensive Coaches/Players Legacy Hall/SAB 6-7 p.m. MDT BYU Football with Kalani Sitake BYUtv, BYU Radio Sirius XM 143, BYUradio.org 9-10 p.m. KSL Newsradio 102.7 FM/1160 AM	5:50 p.m. MST Post-practice availability Offensive Coaches/Players Legacy Hall/SAB	No media availability	No media availability	8:15 p.m. MST ESPN2 BYU vs. New Mexico State Head coach Kalani Sitake and select players available postgame.

WEEKLY GAME NOTES

Thank you for your coverage of BYU football for the 2018 season. These game notes have been designed to provide local, regional and national media with useful information about the BYU football program, specific to this week's game. Additional information on BYU's history and tradition, along with much more in-depth team information can be found in your copy of the 2018 BYU Football Almanac or at BYUCougars.com. Should you need additional information such as photographs, video or additional almanacs, please contact the BYU Athletic Communications office at (801) 422-8948.

SOCIAL MEDIA

BYU Athletics Twitter : @BYUCougars
 BYU Football Twitter: @BYUFootball
 BYU Game Notes Twitter: @BYUgamenotes (Follow this account for the most up-to-date notes and milestones during games)
 BYU Athletic Communications: @BYUCougars PR (Follow this account for news and press releases)
 Instagram: BYUcougars, BYUfootball
 Facebook: BYU Football
 Head coach Kalani Sitake: @kalanifitake
 Use the hashtags: #BYUFootball #GoCougs

BYUCOUGARS.COM

Please visit byucougars.com for press releases, updated player and coach bios, statistics, game notes, press conference transcripts and schedules. In addition, the site features numerous video highlights, interviews and features posted daily. The 2018 BYU Football Almanac is also available online in PDF at <https://byucougars.com/dl/sites/default/files/Football%20Menu%20Files/2018-Football-Almanac-Online.pdf>

LIVE RADIO AND STREAMING

Listen to Greg Wrubell, Marc Lyons and Mitchell Juergens on the radio broadcast live on the BYU Sports Network on BYU Radio Sirius XM 143/89.1 FM HD2, KSL Newsradio 1160 AM/102.7 FM, BYUCougars.com/LiveRadio, BYUradio.org and on the BYU Cougars app, BYU Radio app and KSL app.

BYUtv PREGAME AND POSTGAME SHOWS

Watch the football pregame and postgame shows before every kickoff and after the game on BYUtv and byutv.org. Also tune into BYUtv and byutv.org for complete replays of every home game.

PRACTICES AND MEDIA AVAILABILITY

Members of the media will be invited to conduct interviews at the conclusion of select practices. Please give at least 24 hours notice with special requests. (PLEASE NOTE THE CALENDAR ABOVE FOR MEDIA AVAILABILITY FOR THE WEEK.)

ATHLETIC STAFF INTERVIEWS

Interview requests for director of athletics Tom Holmoe or any other member of the athletic administration should be directed to associate director of athletics Duff Tittle. Duff can be contacted at duff_tittle@byu.edu or at (801) 422-4910.

POSTGAME MEDIA AVAILABILITY

After home games, postgame press conference will be conducted in the LaVell Edwards Stadium press room, located on the southeast end of the stadium next to the BYU locker room. At the discretion of the visiting team, opponent interviews will be conducted in the Blue Zone, near the opponent's locker room located on northwest end of the stadium. Coach Sitake and select players will be available following the NCAA mandatory cooling off period. Members of the media are invited to move from the press box down to the field and to the press room four minutes prior to the ending of the game. A direct video feed will also be sent to the press box from the BYU postgame press conference. A basic transcript of Sitake's comments from the postgame press conference will be provided with additional player quotes upon availability. For road games, BYU will conduct interviews outside the locker room or in a location designated by the host school.

POLICY REMINDERS

Other than during the recognized interview time after practice sessions, press conferences and other organized media availability, interviews and information inquiries must be initiated and arranged through the Athletic Communications office prior to being conducted. Media members should not contact directly BYU players, coaches, support staff or other athletic department personnel for any reason. Some players may not be available at every practice depending on circumstances such as classes, exams or other obligations.

We support and maintain the philosophy that reports submitted via blog, Twitter or any other form of social media or mass communication should maintain the same standards of professional conduct, judgment and ethics as would any reports broadcast or published by your organization under the scrutiny of standard professional editorial guidelines and principles. We request your cooperation in our efforts to maintain a professional environment.



AGGIES TOP BRAVES IN OFFENSIVE SHOOTOUT ON SENIOR DAY

LAS CRUCES, N.M. – The New Mexico State football team welcomed Alcorn State to Aggie Memorial Stadium for the final home contest of the season on Saturday afternoon. The Aggies sent their veterans out right on senior day dominating the Braves from the game's opening kickoff en route to a 52-42 victory.

NM State (3-7) wasted no time getting on the board to open the game. Alcorn State (7-3) sent the opening kickoff to the edge of the end zone and Aggie returner Jason Huntley took off for a 99-yard score that gave the Crimson & White a 7-0 lead.

The Aggies then capitalized on their next drive as quarterback Josh Adkins found senior Royce Caldwell in the end zone to put the Aggies on top 14-0.

The Braves moved down the field, converting on two third-down attempts, before a 12-yard rush got in for the score. This cut into the Aggies lead that now stood at 14-7 after one quarter.

A fumbled picked up by Shane Jackson to give the Aggies the ball at the opponent's 39-yard line. This possession ended in points when Adkins found Johnathan Boone over the middle for a 23-yard score to put NM State ahead 21-7.

Back-to-back first down passes, one for 19-yards to Gibson and then a 43-yarder to Caldwell set NM State up with a 1st & Goal. After a rush went backwards, Huntley took the next carry 10-yards into the end zone for a 28-7 Aggie lead.

Following a completion to Anthony Muse to get in the red zone, Adkins again found Boone and this time for a 15-yard touchdown, that gave the Crimson & White a 35-7 advantage.

Despite the large lead for the Aggies, Alcorn was able to put more points on the board before the first half ended. Right at midfield, the Braves aired it deep and found an open receiver for a 50-yard score to put the NM State lead at 35-14 as the teams headed to the locker rooms.

The second half opened as the Braves moved down into the red zone and then used a five-yard pass to the flat for the score that made the Aggies lead 35-21.

Then the Crimson & White looked to answer on the next possession. The Aggies were able to see a 30-yard field goal increase their advantage to 38-21 heading to the fourth quarter.

The Braves completed a pass by the sideline and a great stiff arm to shove off the defensive back turned the catch into a 29-yard touchdown reception to put the score at 38-28.

This lead for the Aggies got even smaller on the ensuing drive. A fumble was recovered by Alcorn at the NM State 34 to take over with great field position. The Braves then used two plays to find the end zone, culminating in a 17-yard rushing score and NM State only led by three, 38-35, with 10:43 remaining.

The Aggies looked to quiet any idea of a comeback on their next possession, moving quickly into the red zone. A pass to Huntley set the Aggies up with a first down at the Alcorn 11-yard line. Then on a 3rd & 8, Huntley got the carry and rushed in for six. The extra point gave NM State a 45-35 edge.

Looking to add a little insurance, the Crimson & White did so on a long touchdown play. Looking at a 2nd & 20 from their own 40, Adkins connected with Huntley who broke off for a 60-yard touchdown reception that expanded the team's lead to 52-35.

Alcorn was able to find the end zone once more on a 12-yard pass to cut into the deficit late in the game. However, the onside kick was recovered by the Aggies and the team was able to run the clock out for a 52-42 win over the Braves on senior day.

NEW MEXICO STATE 2018 SCHEDULE

Date	Day	Opponent	Time/Result
8/25	Sat.	Wyoming	L, 29-7
8/30	Thur.	@Minnesota	L, 48-10
9/8	Sat.	@Utah State	L, 60-13
9/15	Sat.	New Mexico	L, 42-25
9/22	Sat.	@UTEP	W, 27-20
10/6	Sat.	Liberty	W, 49-41
10/13	Sat.	@Louisiana	L, 66-38
10/20	Sat.	Georgia Southern	L, 48-31
10/27	Sat.	@Texas State	L, 27-20
11/3	Sat.	Alcorn State	W, 52-42
11/17	Sat.	BYU	8:15 p.m.
11/24	Sat.	@Liberty	12:00 p.m.
All times local			

NEW MEXICO STATE COACHING STAFF

Head Coach/Offensive Coord	Doug Martin, Kentucky, '85 (6th season)
Asst. HC/Linebackers/Spec. Teams Coord.	Oliver Soukup, New Mexico State, '02
Defensive Coordinator	Frank Spaziani, Penn State, '68
Wide Receivers	Cory Martin, Kent State, '11
Offensive Line/Run Game Coord	Andy Richman, Wisconsin-Stevens Point, '02
Defensive Line	John Mumford, Puttsburg State, '78
Running Backs	Matt Christian, New Mexico State, '11
Secondary	Brian Bell, Bemidji State, '03
Quarterbacks	Chase Holbrook, New Mexico State, '08
Defensive Ends/Special Teams	Ronnie Pentz, San Diego, '08
Tight Ends	Chili Davis, Campbell University, '12

TALE OF THE TAPE

NMSU	PROJECTED STARTERS		BYU
264	DL WT	OL WT	302
6-2	DL HT	OL HT	6-6
312	OL WT	DL WT	285
6-4	OL HT	DL HT	6-5

NEW MEXICO STATE PLAYERS TO WATCH

#14 | JOSH ADKINS | QB | 6-2 | 218 | RS FR | SPRING BRANCH, TX | SMITHSON VALLEY HS

GP	EFFIC	COMP	ATT	YDS	Y/G	PCT	LNG	INT	TD	R ATT	YDS	Y/A	LNG	TD
7	119.94	136	243	1,590	227.1	58.1	58	6	7	56	86	1.5	21	0

#13 | JOHNATHAN BOONE | WR | 6-3 | 190 | RS SR | ORLANDO, FL | FREEDOM HS

GP	REC	YDS	Y/C	LNG	TD
9	42	492	11.7	37	1

#25 | CHRISTIAN GIBSON | RB | 6-1 | 210 | RS JR | DALLAS, TX | PRIME PREP ACADEMY

GP	RUSH	YDS	Y/A	LNG	TD	REC	YDS	Y/A	LNG	TD
9	70	449	6.4	66	6	3	16	5.3	11	0

#51 | ROY LOPEZ | DL | 6-2 | 313 | JR | TEMPE, AZ | MESQUITE HS

GP	SOLO	AST	TOT	TFL	YDS	SACKS	YDS	FR	FF
9	16	37	53	12.5	51	4.0	28	2	1

BYU VS. NEW MEXICO STATE SERIES

BYU vs. New Mexico State (Overall)

at BYU	1-0
at New Mexico State	1-0
Neutral	0-0

BYU vs. New Mexico State (By Decade)

2010s	2-0
2000s	0-0
1990s	0-0
1980s	0-0
1970s	0-0
1960s	0-0
1950s	0-0
1940s	0-0
1930s	0-0
Total	2-0

BYU VS. CURRENT INDEPENDENT OPPONENTS

Army	0-0
Liberty	0-0
UMass	2-1
New Mexico State	2-0
Notre Dame	2-6
Total	6-7

NEW MEXICO STATE QUICK FACTS

Location	Las Cruces, N.M
Founded	1888
Enrollment	14,432
Chancellor	Dr. Renay Scott
Athletics Director	Mario Moccia
Colors	Crimson and White
Nickname	Aggies
Conference (Division)	FBS Independent
Stadium (Capacity)	Aggie Memorial (30,343)
2017 Overall Record	7-6 (4-4 Sun Belt Conference)

UMASS STATISTICAL RANKINGS

(as of 11.11.18)

Total Offense	272.8 (92)
Total Defense	490.6 (122)
Passing Offense	260.5 (29)
Pass Defense	214.3 (48)
Passing Efficiency	114.22 (112)
Pass Efficiency Defense	148.64 (110)
Rushing Offense	113.3 (119)
Rushing Defense	276.3 (126)
Scoring Offense	27.2 (82)
Scoring Defense	42.3 (126)
First Downs	206 (74)
Third Down Conversions	0.382 (80)
Net Punting	32.37 (127)
Kickoff Returns	22.69 (33)
Turnover Margin	-0.70 (112)

INDEPENDENCE: YEAR EIGHT

The 12-game independent schedule for 2018 features eight teams that played in a bowl game in 2017. Four games are against Pac-12 opponents. BYU also takes on likely top-10 opponent Wisconsin on the road and features games against Mountain West foes Utah State, Boise State and Hawai'i. Independents UMass and New Mexico State also appear on the schedule along with Mid-American favorite Northern Illinois and FCS power McNeese State.

The Cougars will host six home games including Cal, McNeese State, Utah State, Hawai'i, Northern Illinois and New Mexico State. BYU is on the road against Arizona, Wisconsin, Washington, Boise State, UMass (Gillette Stadium) and Utah in Salt Lake City.



BOWLING OPPONENTS

Of BYU's 12 opponents in 2018, eight played in a bowl game last year: Utah State, Northern Illinois, New Mexico State, Arizona, Wisconsin, Washington, Boise State and Utah.

BYU VS. POWER 5 TEAMS

BYU has the most wins (25) over Power 5 teams by a non-Power 5 opponent school since 2003. BYU had a streak of 11 consecutive seasons with at least one win over a Power 5 team snapped last season. Navy is No. 2 at 24.

TEAM CAPTAINS

BYU will have eight captains for the 2018 season, with four on offense and four on defense. The captains will rotate for the coin toss.

OFFENSE	DEFENSE
Brayden El-Bakri	Zayne Anderson
Austin Hoyt	Corbin Kaufusi
Tanner Mangum	Butch Pau'u
Micah Simon	Sione Takitaki

FLAG BEARERS

BYU has a tradition of carrying team flags out of the tunnel, along with an American Flag and alumni flags. Each week different players and alumni have the honor of being a flag bearer.

LAVELL EDWARDS STADIUM

LaVell Edwards Stadium with its 63,470-seat capacity is home to BYU football. Originally Cougar Stadium, it was built in 1964 and seated 30,000. It was expanded in 1982 to seat 65,000 permanent seats before official capacity became 63,470 after various refurbishments. For the 2012 season the stadium featured new video walls and LED ribbons on the north and south end zone stands. BYU's winning percentage at LaVell Edwards Stadium is ranked No. 14 among teams playing in their current stadium.

Stadium record: 240-77 (.757)

Since 2005: 65-19 (.773)

2018: 2-3

MISSIONS

Brigham Young University is owned and operated by The Church of Jesus Christ of Latter-day Saints. The missionary emphasis of the Church is perhaps one of its most recognized characteristics.

Since the organization of the Church in 1830, over one million missionaries have served. The Church operates more than 400 missions around the world in over 150 nations speaking more than 160 languages. More than 67,000 missionaries representing the Church are serving proselytizing missions around the world. Most of the Church's proselytizing missionaries are young men between the ages of 18 and 26. A substantial number of young women and older couples also serve proselytizing missions. Missionaries work long hours — seven days a week for two years (or 18 months for women and couples) — teaching the Gospel of Jesus Christ and participating in community service.

About 65 percent of the current team has served a mission. Members of the team have served in 28 different countries and six of the seven continents around the globe. More than 30 members of the team (previous signees or on roster) are currently serving in the mission field.

HONOR CODE

BYU's Honor Code helps maintain this learning environment. Initiated by students in 1949, the Honor Code emphasizes being honest, living a chaste and virtuous life, abstaining from alcohol and tobacco, using clean language, and following other values in line with the doctrines of The Church of Jesus Christ of Latter-day Saints.

2018 NATIONAL RANKINGS:

Associated Press Top 25			
#	Team (1st place)	Record	Votes
1	Alabama(61)	10-0	1525
2	Clemson	10-0	1459
3	Notre Dame	10-0	1406
4	Michigan	9-1	1327
5	Georgia	9-1	1288
6	Oklahoma	9-1	1188
7	West Virginia	8-1	1111
8	Washington State	9-1	1052
9	Ohio State	9-1	1050
10	LSU	8-2	1019
11	UCF	9-0	983
12	Syracuse	8-2	787
13	Texas	7-3	726
14	Utah State	9-1	689
15	Florida	7-3	575
16	Penn State	7-3	542
17	Washington	7-3	501
18	Iowa State	6-3	497
19	Cincinnati	9-1	344
20	Kentucky	7-3	337
21	Utah	7-3	307
22	Boston College	7-3	254
23	Boise State	8-2	147
24	Northwestern	6-4	136
25	Mississippi State	6-4	133

Others receiving votes: Army 128, UAB 78, Fresno State 61, Michigan State 31, NC State 30, Buffalo 29, Pittsburgh 28, Duke 20, Texas A&M 16, Iowa 8, Arizona State 6, Stanford 3, Auburn 3, Troy 1

USA Today Coaches Poll			
#	Team (1st place)	Record	Votes
1	Alabama(64)	10-0	1624
2	Clemson(1)	10-0	1561
3	Notre Dame	10-0	1490
4	Michigan	9-1	1415
5	Georgia	9-1	1369
6	Oklahoma	9-1	1273
7	West Virginia	8-1	1173
8	Ohio State	9-1	1135
9	Washington State	9-1	1119
10	LSU	8-2	1078
11	UCF	9-0	1042
12	Syracuse	8-2	849
13	Utah State	9-1	698
14	Texas	7-3	662
15	Penn State	7-3	646
16	Florida	7-3	604
17	Washington	7-3	591
18	Iowa State	6-3	403
19	Utah	7-3	387
20	Cincinnati	9-1	383
21	Kentucky	7-3	318
22	Boston College	7-3	309
23	Mississippi State	6-4	219
24	Boise State	8-2	129
25	UAB	9-1	102

Others receiving votes: Northwestern 87, Fresno State 64, Army 58, Buffalo 56, Virginia 44, Duke 38, NC State 37, Pittsburgh 30, Texas A&M 29, Michigan State 20, Auburn 19, Troy 17, Appalachian State 14, Missouri 13, San Diego State 10, Wisconsin 7, Arizona State 2, Tennessee 1

Bold = 2018 opponent

INDEPENDENTS SNAPSHOT

BYU is one of six FBS Independent teams. Here is a look at how the Cougars and the other independents did last week.

Team	W-L	Last game	Next Game
Notre Dame	10-0	W, 42-13 Florida State	at Syracuse
BYU	5-5	35-16 at UMass	New Mexico State
Army	8-2	W, 31-13 vs Lafayette	Colgate
Liberty	4-5	L, 45-24 at Virginia	at Auburn
New Mexico St	3-7	W, 52-42 vs Alcorn State	at BYU
UMass	4-7	L, 35-16 vs BYU	at Georgia

POLYNESIAN PIPELINE

The Polynesian Islands have become a hotbed for recruiting in recent years, but BYU has been one of the pioneers in bringing these players from Tonga, Samoa, the Hawaiian Islands and all of Polynesia to the forefront of college football since the early 1950s. About 40 members of the current roster are of Polynesian descent.

Some of BYU's most celebrated and decorated players have come from the Pacific islands, including All-Americans, national record holders, players who have gone on to compete in the NFL and now, several members of BYU's current coaching and support staff.

Kalani Sitake was named BYU's 14th head coach on Dec. 19, 2015, becoming the first Tongan head football coach in the NCAA. His staff includes Polynesians Ilaisa Tuiaki, Fesi Sitake, Nu'u Tafisi, Jack Damuni, Jasen Ah You, Alema Fitsemanu, Vince Feula, Matt Ah You and Harvey Unga.

FORMER PLAYERS ON STAFF

There are 18 former BYU football players on the football and athletic administration staff. Members of the staff were part of Cougar teams that won the 1980 "Miracle Bowl," the 1984 National Championship, Heisman Trophy, 1996 Cotton Bowl along with many other accolades.

Tom Holmoe	DB	1978-82	Athletic Director
Kalani Sitake	RB/FB	1994, 97-00	Head Football Coach
Chad Lewis	TE	1993-96	Associate AD/Development
Lee Johnson	P	1980-84	Assistant Development Director
Robbie Bosco	QB	1981-85	Varsity Club/Development
Fui Vakapuna	RB	2002-03, 06-08	Assistant to the AD
Ed Lamb	LB/DE	1994-96	Asst. Head Coach/Linebackers/Sp. Tms
Aaron Roderick	WR	1996-98	Pass Game Coordinator/Quarterbacks
Jernaro Gilford	DB	1999-03	Cornerbacks
Preston Hadley	DB	2011-12	Safeties
Alema Fitsemanu	LB	1984-85, 89-90	Player Personnel Coordinator
Jack Damuni	DB	1993-94	Community Relations Coordinator
JD Falslev	WR	2009-13	Football Analyst
Matt Ah You	LB	2003-05, 08	Football Analyst
Vince Feula	DL	2004-05	Graduate Assistant/Defense
Manase Tonga	RB	2005-09	Graduate Assistant/Defense
Harvey Unga	RB	2006-09	Graduate Assistant/Offense
Dallas Reynolds	OL	2005-08	Graduate Assistant/Offense

AVERAGE AGE, MARRIED PLAYERS, ETC.

The average age of BYU's 2018 roster is 21.5 years of age. The Cougars also have 25 married players. Six of the married players have a child.

FATHERS AND SONS

BYU has a family legacy unique to many other institutions. This year's squad features nine players with fathers who also played football at BYU.

Dylan Collie, WR	Scott Collie, WR (1978-82)
James Empey, OL	Mike Empey, OL (1987, 91-93)
Gavin Fowler, DB	Blaine Fowler, QB (1981-85)
Kyle Griffiths, RB	Bobby Griffiths, DB (1987, 92-93)
Hayden Griffiths, QB	Bobby Griffiths, DB (1987, 92-93)
Jaren Hall, QB	Kalin Hall, RB (1992-93)
Corbin Kaufusi, DL	Steve Kaufusi, DL (1985-87)
Devin Kaufusi, DL	Steve Kaufusi, DL (1985-87)
Ului Lapuaho, OL	Robert Lapuaho, DL (1985-89)
Payton Wilgar, LB	Dana Wilgar, DB (1973-76)

BROTHERS IN ARMS

BYU has seven sets of brothers on the current roster, more than any other school.

El-Bakri	Brayden (Sr. RB) and Bracken (So. DL)
Griffitts	Kyle (So. RB) and Hayden (So. QB)
Kaufusi	Corbin (Sr., DL) and Devin (Fr., DL)
Kaufusi	Isaiah (So. LB) and Jackson (Fr. LB)
Pau'u	Butch (Sr. LB) and Neil (So. WR)
Pulsipher	Adam (Sr. LB) and Addison (Jr. TE)
Romney	Baylor (Fr., QB) and Gunner (Fr., WR)

2018 OPPONENTS

ARIZONA Last week This week Next week	5-5 Bye at Washington State Arizona State
CALIFORNIA Last week This week Next week	6-4 W 15-14 at USC Stanford Colorado
WISCONSIN Last week This week Next week	6-4 L 22-10 at Penn State Purdue Minnesota
MONEESE STATE Last week This week Next week	6-4 L 37-34 at Northwestern State at Lamar
WASHINGTON Last week This week Next Week	7-3 Bye Oregon State at Washington State
UTAH STATE Last week This week Next week	9-1 W 62-24 vs. San Jose State at Colorado State at Hawaii
HAWAII Last week This week Next week	6-5 Bye UNLV at SDSU
NORTHERN ILLINOIS Last week This week Next week	7-3 W 38-15 at Toledo at Miami (OH) Western Michigan
BOISE STATE Last week This week Next week	8-2 W 24-17 vs. Fresno State at New Mexico Utah State
UMASS Last week This week Next week	4-7 L 35-16 vs. BYU at Georgia
NEW MEXICO ST. Last week This week Next week	3-7 Bye at BYU at Liberty
UTAH Last week This week Next week	7-3 W 32-25 vs. Oregon at Colorado BYU
Combined record: 74-48 (.607)	

DEFENSE LEADS BYU TO WIN OVER UMASS 35-16

FOXBOROUGH, Mass. – A dominant defense helped the BYU football team record a road victory against UMass 35-16 Saturday afternoon at Gillette Stadium, home of the New England Patriots.

Despite going down 10-0 early thanks to a turnover on BYU's first offensive play, the Cougars (5-5) rattled off 35 unanswered points and stymied the Minutemen (4-7) offense the rest of the game.

BYU's defense held UMass to season lows in total yards (285), passing yards (183), yards per play (4.13) and yards per attempt (5.5). The Cougars also tied their own season high with 4.0 sacks.

Sione Takitaki and Isaiah Kaufusi led the BYU defense both recording career highs of 14 total tackles. Rhett Sandlin recorded his first career sacks with two and Corbin Kaufusi and Bracken El-Bakri both recorded one sack apiece.

Quarterback Zach Wilson went 14 of 22 for 167 passing yards and touchdowns, both going to Talon Shumway. Neil Pau'u recorded two receptions for a total of 62 yards and a career long of 40. Aleva Hifo also added his first two rushing touchdowns of his career in the win.

BYU outplayed UMass on the ground totaling 222 rushing yards to the Minutemen's 102, holding them to just five rushing yards in the second half.

UMass started the scoring out early putting up three points with a field goal on their first drive of the game. BYU came out for their first drive of the game but Hifo fumbled the ball giving the ball back to the Minutemen. Eight plays later, UMass found the end zone taking an early lead with the first touchdown of the day going up 10-0 with 4:12 left in the first quarter.

However, the Cougars would quickly answered back with a touchdown of its own after a 36-yard run from Wilson and a 25-yard reception from Dallin Holker put BYU in the red zone. A four-yard pass to Talon Shumway put BYU on the board making the score 10-7 at the 2:33 mark.

The Cougars took its first lead of the game as Shumway recorded his second touchdown of the day. A rush from Matt Hadley for 26 yards put the Cougars in the red zone and two plays later Wilson threw a 15-yard pass to Shumway making the score 14-10 to go into halftime.

A flee flicker play from Matt Hadley to Zach Wilson resulted in a 40-yard completed pass to a double-covered Neil Pau'u. It put the Cougars in the red zone in the third quarter. Two plays later Matt Hadley ran two yards into the end zone increasing BYU's lead to 21-10 with 8:08 left in the quarter.

Two drives later Pau'u made another big catch for 22 yards from Wilson. The pass set the Cougars up to score its fourth touchdown as Aleva Hifo ran for three yards out, making the score 28-10 with 2:03 to go in the third quarter. Only minutes into the fourth quarter, Hifo scored his second rushing touchdown of the game, running for 10 yards to push the lead to 35-10 at the 12:47 mark.

The Minutemen answered back with its first touchdown since the first quarter. A 23-yard pass to Andy Isabella put UMass on BYU's 5 yard-line and quarterback Ross Comis would run the football into the end zone on the next play. After a failed two-point conversion the score stood at 35-16 with 5:16 left in the game. BYU got the ball back and ran out the clock to end the game with a victory 35-16.

NUMERICAL ROSTER

No.	Name	Pos.
1	Davis, Akile	WR
1	Warner, Troy	DB
2	Hadley, Matthew	RB/LB
3	Armstrong, Isaiah	DB
3	Collie, Dylan	WR
4	Davis, Brach	DB
4	Katoo, Lopini	RB
5	Ghanwoloku, Dayan	DB
7	Greene, Trevion	DB
7	Hoge, Beau	RB/QB
7	Vickers, Jaylon	DB
10	Critchlow, Joe	QB
10	Herron, Isaiah	DB
11	Lee, Austin	DB
11	Wilson, Zach	QB
12	Mangum, Tanner	QB
12	Moore, Malik	DB
13	Romney, Baylor	QB
13	Simon, Micah	WR
15	Griffitts, Hayden	QB
15	Hifo, Aleva	WR
16	Hall, Jaren	QB
16	Takitaki, Sione	LB
17	Conner, Stacy	QB
17	Laulu-Pututau, Moroni	TE
18	Shelton, Michael	DB
19	Jones, Danny	P
20	McChesney, Austin	DB
20	Southam, Skyler	K
21	Lee, Sam	LB
21	Shumway, Talon	WR
22	Canada, Squally	RB
23	Anderson, Zayne	LB
23	Finau, Sione	RB
24	Buhler, Joshua	DB
24	Kafentziz, Austin	DB
25	Jacobson, Tanner	DB/RB
26	Almond, Rhett	P/K
26	Harris, Koy	WR
27	Fowler, Gavin	DB
28	Powell, Sawyer	DB
29	Mikkelsen, Andrew	K
30	Ellis, Keenan	DB
31	Folau, Christian	LB
31	Tooley, Max	DB
32	Wilcox, Chris	DB
32	Holker, Dallin	TE
32	Burt, Riley	RB
34	El-Bakri, Brayden	DB
36	Mandell, D'Angelo	DB
36	Pyper, Morgan	DB
37	Criddle, Matthew	WR
37	Whetzel, Austin	WR
38	Pau'u, Butch	LB
39	Jensen, Drew	LB
39	Kapisi, Jared	DB/K
41	Pulsipher, Adam	LB
42	Griffitts, Kyle	RB
42	apusa, Johnny	RB
43	Lolohea, AJ	DB
43	Price, Mitchell	DB
44	Powell, Riggs	RB
45	Allgeier, Tyler	RB
46	Sandlin, Rhett	LB
47	Kaufusi, Jackson	LB
48	Biagi, Michael	LB
48	McFarland, Darius	RB
49	Tuilua, Langi	DL
50	Mo'unga, Tevita	DL
50	Sampson, Nate	LB
51	Tuoloma, Jeddy	DL
52	Pili, Trajan	DL
53	Kaufusi, Isaiah	LB
54	Taliauli, Merrill	DL
55	Fautea, Lorenzo	DL
56	Barrington, Clark	OL
56	Wilgar, Payton	LB
57	Tofa, Alden	DL
58	Leitataua, Uriah	DL
59	Shoaf, Thomas	DL
60	Langi, Motekiai	DL
61	Saleapaga, Keanu	DL
62	Mahe, Atunaisa	DL
64	Foley, Matt	LS
65	Atagi, Ethan	OL
66	Empey, James	OL
67	Christensen, Brady	OL
68	Gentry, JT	OL
69	Hoge, Tristen	OL
70	Jimenez, Jacob	OL
71	Hoyt, Austin	OL
73	Lapuaho, Ului	OL
74	Longson, Kieffer	OL
76	LaChance, Harris	OL
77	Herring, Chandon	OL
78	Thorson, Michael	OL
79	Smith, Jacob	OL
80	Heaps, Nate	TE
80	Romney, Gunner	WR
82	Milne, Dax	WR
83	Lotulelei, Inoke	WR
84	Pau'u, Neil	WR
85	Cosper, Brayden	WR
85	Tuipulotu, Hank	TE
86	Ward, Benjamin	TE
87	Pulsipher, Addison	TE
88	Nwigwe, JJ	TE
89	Bushman, Matt	TE
90	Kaufusi, Corbin	DL
91	Tuioi-Mariner, Earl	DL
92	Kaufusi, Devin	DL
93	El-Bakri, Bracken	DL
94	Kaluhiokalani, Kamalani	DL
94	Tuoloma, Jeddy	DL
95	Tonga, Khyris	DL
96	Leishman, Tanner	TE
97	Tei-Kirby, Wayne	DL
97	Chambers, Austin	DL
98	Bruno, Michael	DL
98	Harris, Mitch	LS
99	Dawe, Zac	DL

No.	Name	Pos.	Ht.	Wt.	Yr.	Hometown/Last School
45	Allgeier, Tyler	RB	5-11	200	Fr.	Fontana, CA / Kaiser HS
26	Almond, Rhett	P/K	6-4	200	R-Sr.	Valencia, CA / Hart HS
23	Anderson, Zayne	LB	6-2	215	Sr.	Stansbury Park, UT / Stansbury HS
3	Armstrong, Isaiah	DB	6-2	195	Jr.	Redlands, CA / Riverside City College
65	Atagi, Ethan	OL	6-5	320	Fr.	Ogden, UT / Bonneville HS
56	Barrington, Clark	OL	6-6	275	Fr.	Spokane, WA / University HS
82	Bastian, Brock	LS	6-2	200	R-Fr.	Central Valley, UT / South Sevier HS
48	Biagi, Michael	LB	6-3	205	Fr.	Provo, UT / Provo HS
98	Bruno, Michael	DL	6-5	240	Fr.	Grand Anse, Grenada / Wesley College Secondary
24	Buhler, Joshua	DB	6-1	205	Jr.	Springville, UT / Snow College
34	Burt, Riley	RB	6-1	210	R-Jr.	Mantua, UT / Box Elder HS
89	Bushman, Matt	TE	6-5	245	So.	Tucson, AZ / Sabino HS
22	Canada, Squally	RB	5-11	210	R-Sr.	Milpitas, CA / Washington State
97	Chambers, Austin	DL	6-5	310	R-So.	Shawnee Mission, KS / Shawnee Mission West HS
67	Christensen, Brady	OL	6-5	295	R-Fr.	Bountiful, UT / Bountiful HS
3	Collie, Dylan	WR	5-10	180	R-Sr.	El Dorado Hills, CA / Hawai'i
17	Conner, Stacy	QB	6-5	190	Fr.	Wylie, TX / Wylie HS
85	Cosper, Brayden	WR	6-3	205	Fr.	South Jordan, UT / Bingham HS
37	Criddle, Matthew	DB	6-1	195	R-Fr.	Highland, UT / Snow College
10	Critchlow, Joe	QB	6-4	215	So.	Franklin, TN / Franklin HS
1	Davis, Akile	WR	6-2	205	R-Jr.	DeSoto, TX / DeSoto HS
4	Davis, Brach	DB	6-1	170	Fr.	Salt Lake City, UT / Olympus HS
99	Dawe, Zac	DL	6-4	280	R-So.	Pleasant Grove, UT / Pleasant Grove HS
93	El-Bakri, Bracken	DL	6-3	285	R-So.	Salt Lake City, UT / Brighton HS
35	El-Bakri, Brayden	RB	6-0	245	R-Sr.	Salt Lake City, UT / Brighton HS
30	Ellis, Keenan	DB	6-0	175	R-Fr.	Chula Vista, CA / Bonita Vista HS
66	Empey, James	OL	6-4	297	R-Fr.	American Fork, UT / American Fork HS
55	Fautea, Lorenzo	DL	6-4	300	R-Fr.	West Valley, Utah / Hunter HS
23	Finau, Sione	RB	5-11	180	Fr.	Kearns, UT / Kearns HS
31	Folau, Christian	LB	6-1	237	R-Fr.	Salt Lake City, UT / East HS
64	Foley, Matt	LS	6-1	215	Sr.	Temecula, CA / Temecula Valley HS
27	Fowler, Gavin	DB	6-0	191	R-Sr.	Kaysville, UT / Davis HS
68	Gentry, JT	OL	6-5	280	Fr.	Littleton, CO / Columbine HS
5	Ghanwoloku, Dayan	DB	5-11	200	R-Jr.	Layton, UT / Northridge HS
7	Greene, Trevion	DB	6-3	195	Jr.	East Palo Alto, CA / Chabot College
42	Griffitts, Kyle	RB	6-3	235	R-So.	Windermere, FL / West Orange HS
15	Griffitts, Hayden	QB	6-2	205	R-So.	Windermere, FL / West Orange HS
2	Hadley, Matthew	LB	6-0	215	R-Sr.	Connell, WA / Connell HS
1	Hall, Jaren	QB	6-1	210	Fr.	Spanish Fork, UT / Maple Mountain HS
26	Harris, Koy	WR	6-1	175	Fr.	Henderson, NV / Coronado HS
98	Harris, Mitch	LS	6-4	216	R-Jr.	Gilbert, AZ / Perry HS
80	Heaps, Nate	TE	6-4	245	R-Fr.	American Fork, UT / American Fork HS
77	Herring, Chandon	OL	6-7	302	R-So.	Gilbert, AZ / Perry HS
10	Herron, Isaiah	DB	6-1	175	Fr.	Las Vegas, NV / Arbor View HS
15	Hifo, Aleva	WR	5-10	187	Jr.	Menifee, CA / Heritage HS
7	Hoge, Beau	RB	6-1	220	R-Jr.	Fort Thomas, KY / Highlands HS
69	Hoge, Tristen	OL	6-5	305	R-So.	Pocatello, ID / Notre Dame
32	Holker, Dallin	TE	6-5	230	Fr.	Lehi, UT / Lehi HS
71	Hoyt, Austin	OL	6-8	315	R-Sr.	lone, CA / Argonaut HS
25	Jacobson, Tanner	RB	5-10	185	Sr.	Southlake, TX / Texas Tech
39	Jensen, Drew	LB	6-2	205	Fr.	Salt Lake City, UT / Brighton HS
70	Jimenez, Jacob	OL	6-5	305	R-Jr.	Pflugerville, TX / Pflugerville HS
19	Jones, Danny	P	6-4	240	R-So.	Essendon, Australia / La Trobe University
24	Kafentziz, Austin	DB	6-1	195	R-Jr.	Sandy, UT / Arizona Western College
94	Kaluhiokalani, Kamalani	DL	6-0	290	Sr.	Kane'ohe, HI / Kamehameha HS
39	Kapisi, Jared	DB/K	6-0	190	R-So.	Pukalani, HI / Maui HS
4	Katoo, Lopini	RB	6-1	210	R-Fr.	American Fork, UT / American Fork HS
90	Kaufusi, Corbin	DL	6-9	275	R-Sr.	Provo, UT / Timpviv HS
92	Kaufusi, Devin	DL	6-7	255	Fr.	Provo, UT / Timpviv HS
53	Kaufusi, Isaiah	LB	6-2	210	R-So.	Cottonwood Heights, UT / Brighton HS
47	Kaufusi, Jackson	LB	6-2	220	Fr.	Cottonwood Heights, UT / Brighton HS
76	LaChance, Harris	OL	6-8	303	Fr.	Herriman, UT / Herriman HS
60	Langi, Motekiai	DL	6-7	385	R-Fr.	Matangiako, Tonga / Tonga HS
73	Lapuaho, Ului	OL	6-7	330	R-Sr.	West Valley, UT / Hunter HS
17	Laulu-Pututau, Moroni	TE	6-5	240	R-Jr.	Hyrum, UT / Mountain Crest HS
11	Lee, Austin	DB	6-0	200	R-Jr.	Sandy, UT / Utah/SLCC
21	Lee, Sam	LB	6-1	200	R-Fr.	Escondido, CA / San Pasqual HS
58	Leitataua, Uriah	DL	6-4	265	R-So.	Compton, CA / Dominguez HS
96	Leishman, Tanner	TE	6-6	230	R-Fr.	Las Vegas, NV / Desert Hills HS
43	Lolohea, AJ	LB	6-3	235	R-Fr.	Salt Lake City, UT / West HS
74	Longson, Kieffer	OL	6-7	305	R-So.	San Ramon, CA / Dougherty Valley HS
83	Lotulelei, Inoke	WR	5-9	190	Jr.	Midvale, UT / Cottonwood HS
62	Mahe, Atunaisa	DL	6-1	290	Fr.	West Jordan, UT / West Jordan HS
36	Mandell, D'Angelo	DB	6-1	175	R-Fr.	San Diego, CA / Del Norte HS
12	Mangum, Tanner	QB	6-3	205	Sr.	Eagle, ID / Eagle HS
20	McChesney, Austin	DB	6-1	180	R-So.	Highland, UT / Lone Peak HS
48	McFarland, Darius	RB	6-2	270	Fr.	Brigham City, UT / Box Elder HS
29	Mikkelsen, Andrew	K	6-0	200	Sr.	Canby, OR / Oregon State
82	Milne, Dax	WR	6-0	180	Fr.	South Jordan, UT / Bingham HS
12	Moore, Malik	DB	6-1	175	Fr.	San Diego, CA / Point Loma HS
50	Mo'unga, Tevita	DL	6-3	340	R-Jr.	Murrieta, CA / Vista Murrieta HS
88	Nwigwe, JJ	DL	6-5	260	Sr.	Rockwall, TX / Rockwall-Heath HS
84	Pau'u, Neil	WR	6-4	213	So.	Anaheim, CA / Servite HS
52	Pili, Trajan	DL	6-0	225	R-Sr.	Anaheim, CA / Servite HS
58	Powell, Riggs	LB	6-2	220	R-Sr.	Las Vegas, NV / Centennial HS
28	Powell, Sawyer	DB	6-1	195	R-Sr.	Aptos, CA / Cabrillo College
43	Price, Mitchell	DB	6-0	190	So.	Pleasant Grove, UT / Pleasant Grove HS
41	Pulsipher, Adam	LB	6-1	220	R-Sr.	Temecula, CA / Temecula Valley HS
87	Pulsipher, Addison	TE	6-5	295	R-Jr.	Temecula, CA / Temecula Valley HS
36	Pyper, Morgan	DB	6-2	205	R-Fr.	Idaho Falls, ID / Hillcrest HS
13	Romney, Baylor	QB	6-2	190	Fr.	El Paso, TX / Franklin HS
80	Romney, Gunner	WR	6-3	185	Fr.	Chandler, AZ / Chandler HS
61	Saleapaga, Keanu	DL	6-6	295	R-Fr.	Lakewood, California / La Mirada HS
50	Sampson, Nate	LB	6-2	230	R-Sr.	Pleasant Grove, UT / Pleasant Grove HS
46	Sandlin, Rhett	LB	6-3	230	R-Sr.	Draper, UT / Alta HS
18	Shelton, Michael	DL	6-5	175	R-Sr.	Raleigh, NC / Wakefield HS
59	Shoaf, Thomas	OL	6-5	300	R-Jr.	Columbus, IN / Columbus HS
21	Shumway, Talon	WR	6-3	210	R-Jr.	South Jordan, UT / Lone Peak HS
13	Simon, Micah	WR	6-1	190	R-Jr.	Dallas, TX / Bishop Dunne HS
79	Smith, Jacob	OL	6-5	290	Fr.	Farmington, MN / Rosemount HS
50	Mo'unga, Tevita	DL	6-3	340	R-Jr.	Murrieta, CA / Vista Murrieta HS
88	Nwigwe, JJ	DL	6-5	260	Sr.	Rockwall, TX / Rockwall-Heath HS
84	Pau'u, Neil	WR	6-4	213	So.	Anaheim, CA / Servite HS
52	Pili, Trajan	DL	6-0	225	R-Sr.	Anaheim, CA / Servite HS
58	Powell, Riggs	LB	6-2	220	R-Sr.	Las Vegas, NV / Centennial HS
28	Powell, Sawyer	DB	6-1	195	R-Sr.	Aptos, CA / Cabrillo College
43	Price, Mitchell	DB	6-0	190	So.	Pleasant Grove, UT / Pleasant Grove HS
41	Pulsipher, Adam	LB	6-1	220	R-Sr.	Temecula, CA / Temecula Valley HS
87	Pulsipher, Addison	TE	6-5	295	R-Jr.	Temecula, CA / Temecula Valley HS
36	Pyper, Morgan	DB	6-2	205	R-Fr.	Idaho Falls, ID / Hillcrest HS
13	Romney, Baylor	QB	6-2	190	Fr.	El Paso, TX / Franklin HS
80	Romney, Gunner	WR	6-3	185	Fr.	Chandler, AZ / Chandler HS
61	Saleapaga, Keanu	DL	6-6	295	R-Fr.	Lakewood, California / La Mirada HS
50	Sampson, Nate	LB	6-2	230	R-Sr.	Pleasant Grove, UT / Pleasant Grove HS
46	Sandlin, Rhett	LB	6-3	230	R-Sr.	Draper, UT / Alta HS
18	Shelton, Michael	DL	6-5	175	R-Sr.	Raleigh, NC / Wakefield HS
59	Shoaf, Thomas	OL	6-5	300	R-Jr.	Columbus, IN / Columbus HS
21	Shumway, Talon	WR	6-3	210	R-Jr.	South Jordan, UT / Lone Peak HS
13	Simon, Micah	WR	6-1	190	R-Jr.	Dallas, TX / Bishop Dunne HS
79	Smith, Jacob	OL	6-5	290	Fr.	Farmington, MN / Rosemount HS
50	Mo'unga, Tevita	DL	6-3	340	R-Jr.	Murrieta, CA / Vista Murrieta HS
88	Nwigwe, JJ	DL	6-5	260	Sr.	Rockwall, TX / Rockwall-Heath HS
84	Pau'u, Neil	WR	6-4	213	So.	Anaheim, CA / Servite HS
52	Pili, Trajan	DL	6-0	225	R-Sr.	Anaheim, CA / Servite HS
58	Powell, Riggs	LB	6-2	220	R-Sr.	Las Vegas, NV / Centennial HS
28	Powell, Sawyer	DB	6-1	195	R-Sr.	Aptos, CA / Cabrillo College
43	Price, Mitchell	DB	6-0	190	So.	Pleasant Grove, UT / Pleasant Grove HS
41	Pulsipher, Adam	LB	6-1	220	R-Sr.	Temecula, CA / Temecula Valley HS
87	Pulsipher, Addison	TE	6-5	295	R-Jr.	Temecula, CA / Temecula Valley HS
36	Pyper, Morgan	DB	6-2	205	R-Fr.	Idaho Falls, ID / Hillcrest HS
13	Romney, Baylor	QB	6-2	190	Fr.	El Paso, TX / Franklin HS
80	Romney, Gunner	WR	6-3	185	Fr.	Chandler, AZ / Chandler HS
61	Saleapaga, Keanu	DL	6-6	295	R-Fr.	Lakewood, California / La Mirada HS
50	Sampson, Nate	LB	6-2	230	R-Sr.	Pleasant Grove, UT / Pleasant Grove HS
46	Sandlin, Rhett	LB	6-3	230	R-Sr.	Draper, UT / Alta HS
18	Shelton, Michael	DL	6-5	175	R-Sr.	Raleigh, NC / Wakefield HS
59	Shoaf, Thomas	OL	6-5	300	R-Jr.	Columbus, IN / Columbus HS
21	Shumway, Talon	WR	6-3	210	R-Jr.	

OFFENSE

QB	11	Zach Wilson	6-3	205	Fr.
	12	Tanner Mangum	6-3	205	Sr.
RB -or- -or-	22	Squally Canada	5-11	210	R-Sr.
	4	Lopini Katoa	6-1	210	R-Fr.
	2	Matt Hadley	6-0	210	R-Sr.
	34	Riley Burt	6-1	210	R-Jr.
FB	35	Brayden El-Bakri	6-0	245	R-Sr.
	48	Darius McFarland	6-2	265	Fr.
WR	21	Talon Shumway	6-3	210	R-Jr.
	13	Micah Simon	6-1	190	R-Jr.
	1	Akile Davis	6-2	205	R-Jr.
WR	80	Gunner Romney	6-3	185	Fr.
	84	Neil Pau'u	6-4	213	So.
	82	Dax Milne	6-0	180	Fr.
SLOT	15	Aleva Hifo	5-10	187	Jr.
	3	Dylan Collie	5-10	180	R-Sr.
	83	Inoke Lotulelei	5-9	190	Jr.
TE -or-	89	Matt Bushman	6-5	245	So.
	32	Dallin Holker	6-5	230	Fr.
LT	67	Brady Christensen	6-6	295	R-Fr.
	74	Kieffer Longson	6-7	305	R-So.
LG	61	Keanu Saleapaga	6-6	295	R-Fr.
	59	Thomas Shoaf	6-5	300	R-Jr.
C	66	James Empey	6-4	297	R-Fr.
	70	Jacob Jimenez	6-5	305	R-Jr.
RG	69	Tristen Hoge	6-5	305	R-So.
	77	Chandon Herring	6-7	302	R-So.
RT -or-	71	Austin Hoyt	6-8	315	R-Sr.
	73	Ului Lapuahoa	6-7	330	R-Sr.
	76	Harris LaChance	6-8	303	Fr.

DEFENSE

E	52	Trajan Pili	6-2	247	R-Jr.
	58	Uriah Leiataua	6-4	265	R-So.
	57	Alden Tofa	6-4	271	R-Fr.
N	95	Khyiris Tonga	6-4	340	So.
	54	Merrill Taliauli	6-2	310	Sr.
	55	Lorenzo Fauatea	6-4	300	R-Fr.
T -or-	93	Bracken El-Bakri	6-3	285	R-So.
	99	Zac Dawe	6-4	280	R-So.
	91	Earl Tuioti-Mariner	6-4	280	R-Fr.
OE	90	Corbin Kaufusi	6-9	275	R-Sr.
	92	Devin Kaufusi	6-7	260	Fr.
FLB	44	Riggs Powell	6-2	220	R-Sr.
	41	Adam Pulsipher	6-1	220	R-Sr.
MLB	16	Sione Takitaki	6-2	230	R-Sr.
	38	Butch Pau'u	6-0	225	R-Sr.
WLB	53	Isaiah Kaufusi	6-2	210	R-So.
	37	Matt Criddle	6-1	200	R-Fr.
NICKEL	18	Michael Shelton	5-8	175	R-Sr.
	25	Tanner Jacobson	5-10	185	Sr.
LC -or-	18	Michael Shelton	5-8	175	R-Sr.
	10	Isaiah Herron	6-1	175	Fr.
	12	Malik Moore	6-1	175	Fr.
FS -or-	11	Austin Lee	6-0	200	R-Jr.
	1	Troy Warner	6-1	197	Jr.
	3	Isaiah Armstrong	6-2	195	R-Jr.
	24	Austin Kafentziz	6-1	195	R-Jr.
SS -or-	5	Dayan Ghanwoloku	5-11	200	R-Jr.
	1	Troy Warner	6-1	197	Jr.
	28	Sawyer Powell	6-1	195	R-Sr.
	27	Gavin Fowler	6-0	191	R-Sr.
RC	36	D'Angelo Mandell	6-1	175	R-Fr.
	30	Keenan Ellis	6-0	175	R-Fr.

SPECIALISTS

PK	20	Skyler Southam	6-0	195	Fr.	P	26	Rhett Almond	6-4	200	R-Sr.
	29	Andrew Mikkelsen	6-0	200	R-Sr.		19	Danny Jones	6-4	240	R-So.
KO	29	Andrew Mikkelsen	6-0	200	R-Sr.	KRET	15	Aleva Hifo	5-10	187	Jr.
	20	Skyler Southam	6-0	195	Fr.		2	Matt Hadley	6-0	210	R-Sr.
H	27	Gavin Fowler	6-0	191	R-Sr.	PRET -or-	18	Michael Shelton	5-8	175	R-Sr.
	25	Tanner Jacobson	5-10	185	Sr.		3	Dylan Collie	5-10	180	R-Sr.
LS	98	Mitch Harris	6-4	216	R-Jr.		15	Aleva Hifo	5-10	187	Jr.
	64	Matt Foley	6-1	215	Sr.						

2018 OFFENSIVE STARTERS

GAME	QB	RB	RB/WR/TE	WR/TE	WR/TE	WR/TE	WR/TE	LT	LG	C	RG	RT
ARIZONA	MANGUM	CANADA	BUSHMAN	HIFO	N. PAU'U	SIMON	CHRISTENSEN	SHOAF	EMPEY	T. HOGE	HOYT	
CAL	MANGUM	CANADA	ADD. PULSIPHER	NWIGWE	LAULU-PUTUTAU	HIFO	CHRISTENSEN	SHOAF	EMPEY	T. HOGE	HOYT	
WISCONSIN	MANGUM	CANADA	HOLKER	LAULU-PUTUTAU	SHUMWAY	HIFO	CHRISTENSEN	SALEAPAGA	EMPEY	T. HOGE	HOYT	
MCNEESE ST.	MANGUM	CANADA	LAULU-PUTUTAU	MILNE	ROMNEY	SIMON	CHRISTENSEN	SALEAPAGA	EMPEY	T. HOGE	HOYT	
WASHINGTON	MANGUM	CANADA	LAULU-PUTUTAU	MILNE	SHUMWAY	HIFO	CHRISTENSEN	SALEAPAGA	EMPEY	T. HOGE	HOYT	
UTAH STATE	MANGUM	KATO A	BUSHMAN	MILNE	SHUMWAY	HIFO	CHRISTENSEN	SALEAPAGA	EMPEY	T. HOGE	HOYT	
HAWAII	WILSON	KATO A	ADD. PULSIPHER	ROMNEY	SHUMWAY	HIFO	CHRISTENSEN	SALEAPAGA	EMPEY	T. HOGE	HOYT	
N. ILLINOIS	WILSON	HADLEY	BUSHMAN	ROMNEY	SHUMWAY	HIFO	CHRISTENSEN	SALEAPAGA	EMPEY	T. HOGE	HOYT	
BOISE STATE	WILSON	HADLEY	CANADA	BUSHMAN	ROMNEY	SHUMWAY	CHRISTENSEN	SALEAPAGA	EMPEY	T. HOGE	HOYT	
UMASS	WILSON	HADLEY	EL-BAKRI	BUSHMAN	SHUMWAY	HIFO	CHRISTENSEN	SALEAPAGA	EMPEY	T. HOGE	HOYT	
NEW MEXICO ST.												
UTAH												

2018 BYU SUPERLATIVES

Overall record	5-5
Current streak	Won 1
Home record	2-3
Current home streak	Lost 1
Road record	3-2
Current road streak	Won 1
Neutral record	0-0
Current neutral streak	Lost 1 (2017)
Day games	3-1
Current day streak	Won 1
Night games	2-4
Current night streak	Lost 1
Friday games	0-1
Current Friday streak	Lost 1
BYU wins toss	3-1
BYU loses toss	2-4
BYU scores first	2-1
Opp. scores first	3-4
BYU leads after 1Q	2-1
BYU trails after 1Q	2-4
Tied after 1Q	1-0
BYU leads at half	3-1
BYU trails at half	1-4
Tied at the half	1-0
BYU leads after 3Q	5-0
BYU trails after 3Q	0-5
Tied after 3Q	0-0
OT Games	0-0
BYU has more yards	4-2
Opp. has more yards	1-3
Yards even	0-0
BYU has more turnovers	1-3
Opp. has more turnovers	3-1
Turnovers are equal	1-1
Record in September	3-2
Streak	Lost 1
Record in October	1-2
Streak	Lost 1
Record in November	1-1
Streak	Won 1
Vs. top-25 teams	1-1
Streak	Lost 1
Vs. non-ranked teams	4-4
Streak	Won 1
On ESPN	1-0
On ESPN2	1-3
On ESPN3	0-1
On ESPN3	1-0
On ESPNWS	0-0
On ABC	1-0
On NBC	0-0
On FOX	0-1
On Fox Sports	0-0
On CBS Sports	0-0
On SEC Network	0-0
On BYUtv	2-0

2018 DEFENSIVE STARTERS

GAME	E	N	T/E	OE/BLB	FLB	MLB/NICKEL	BLB/NICKEL	LC	FS	SS	RC
ARIZONA	PLI	Bk. EL-BAKRI	TONGA	C. KAUFUSI	ANDERSON	B. PAU'U	TAKITAKI	SHELTON	LEE	GHANWOLOKU	WILCOX
CAL	PLI	Bk. EL-BAKRI	TONGA	C. KAUFUSI	ANDERSON	B. PAU'U	TAKITAKI	SHELTON	LEE	GHANWOLOKU	WILCOX
WISCONSIN	Bk. EL-BAKRI	TALIAULI	TONGA	C. KAUFUSI	ANDERSON	A. PULSIPHER	TAKITAKI	SHELTON	LEE	GHANWOLOKU	WILCOX
MCNEESE ST.	PLI	Bk. EL-BAKRI	TONGA	C. KAUFUSI	R. POWELL	A. PULSIPHER	TAKITAKI	SHELTON	LEE	WARNER	WILCOX
WASHINGTON	D. KAUFUSI	Bk. EL-BAKRI	TONGA	C. KAUFUSI	TALIAULI (T)	B. PAU'U	TAKITAKI	SHELTON	LEE	WARNER	WILCOX
UTAH STATE	PLI	TALIAULI	TONGA	C. KAUFUSI	ANDERSON	TAKITAKI	HADLEY	SHELTON	LEE	WARNER	WILCOX
HAWAII	PLI	DAWE	TONGA	C. KAUFUSI	I. KAUFUSI	SHELTON	TAKITAKI	MANDELL	LEE	GHANWOLOKU	WILCOX
N. ILLINOIS	PLI	Bk. EL-BAKRI	TALIAULI	FAUATEA	I. KAUFUSI	TAKITAKI	C. KAUFUSI	MANDELL	WARNER	GHANWOLOKU	WILCOX
BOISE STATE	PLI	Bk. EL-BAKRI	TALIAULI	C. KAUFUSI	I. KAUFUSI	TAKITAKI	R. POWELL	SHELTON	LEE	GHANWOLOKU	WILCOX
UMASS	PLI	TALIAULI	C. KAUFUSI	R. POWELL	I. KAUFUSI	TAKITAKI	JACOBSON	SHELTON	LEE	GHANWOLOKU	WILCOX
NEW MEXICO ST.											
UTAH											

2018 BYU SCORING DRIVES

QTR	OPP.	SCORING PLAY	PLAYS-YOS-TOP
2	AZ	Squally Canada 1-yard run (Skyler Southam kick)	9-59-4:38
3	AZ	Matt Bushman 24-yard pass from Tanner Mangum (Skyler Southam kick)	10-75-6:35
3	AZ	Squally Canada 1-yard run (Skyler Southam kick)	9-58-2:35
3	AZ	Squally Canada 2-yard run (Skyler Southam kick)	5-36-2:14
2	CAL	Skyler Southam 36-yard field goal	13-67-6:15
3	CAL	Dayan Ghanwoloku 36-yard fumble recovery (Skyler Southam kick)	--
4	CAL	Brayden El-Bakri 1-yard pass from Tanner Mangum (Micah Simon pass from Mangum)	13-73-2:47
1	WISCONSIN	Squally Canada 3-yard run (Skyler Southam kick)	8-61-3:58
2	WISCONSIN	Moroni Lauulu-Pututau 31-yard pass from Aleva Hifo (Skyler Southam kick)	10-89-4:43
3	WISCONSIN	Squally Canada 2-yard run (Skyler Southam kick)	6-27-2:11
4	WISCONSIN	Skyler Southam 45-yard field goal	5-47-2:45
2	MCNEESE	Lopini Katoa 4-yard run (Skyler Southam kick)	8-79-2:56
2	MCNEESE	Talon Shumway 7-yard pass from Tanner Mangum (Skyler Southam kick)	5-31-1:37
2	MCNEESE	Lopini Katoa 14-yard run (Skyler Southam kick)	4-35-1:28
2	MCNEESE	Skyler Southam 30-yard field goal	4-12-0:53
3	MCNEESE	Skyler Southam 22-yard field goal	12-70-6:07
3	MCNEESE	Skyler Southam 47-yard field goal	4-7-1:16
4	WASHINGTON	Lopini Katoa 1-yard run (Skyler Southam kick)	7-21-4:08
2	UTAH STATE	Lopini Katoa 5-yard pass from Tanner Mangum (Skyler Southam kick)	9-88-4:46
3	UTAH STATE	Dylan Collie 9-yard pass from Tanner Mangum (Skyler Southam kick failed)	5-75-1:48
4	UTAH STATE	Gunner Romney 18-yard pass from Zach Wilson (Andrew Mikkelsen kick)	6-77-2:32
1	HAWAII	Lopini Katoa 12-yard run (Skyler Southam kick)	12-87-4:32
1	HAWAII	Zach Wilson 23-yard run (Skyler Southam kick)	7-56-3:03
2	HAWAII	Matt Hadley 21-yard run (Skyler Southam kick)	6-54-3:04
2	HAWAII	Dallin Holker 13-yard pass from Zach Wilson (Skyler Southam kick)	1-13-0:06
3	HAWAII	Riley Burt 3-yard run (Skyler Southam kick)	5-35-1:44
4	HAWAII	Aleva Hifo 24-yard pass from Zach Wilson (Skyler Southam kick)	12-75-7:07
4	HAWAII	Gunner Romney 26-yard pass from Zach Wilson (Skyler Southam kick)	7-75-3:17
1	NIU	Skyler Southam 35-yard field goal	13-72-6:28
3	NIU	Skyler Southam 22-yard field goal	9-57-4:10
2	BOISE STATE	Skyler Southam 26-yard field goal	12-67-5:01
2	BOISE STATE	Skyler Southam 43-yard field goal	7--7-3:56
3	BOISE STATE	Zach Wilson 4-yard run (Skyler Southam kick)	5-68-2:00
4	BOISE STATE	Skyler Southam 41-yard field goal	12-42-4:35
1	UMass	Talon Shumway 4-yard pass from Zach Wilson (Skyler Southam kick)	4-69-1:39
2	UMass	Talon Shumway 15-yard pass from Zach Wilson (Skyler Southam kick)	10-68-3:17
3	UMass	Matt Hadley 2-yard run (Skyler Southam kick)	5-75-2:21
3	UMass	Aleva Hifo 3-yard run (Skyler Southam kick)	7-62-3:02
4	UMass	Aleva Hifo 10-yard run (Skyler Southam kick)	6-43-2:13

BYU OFFENSE BY THE NUMBERS

6 Six freshmen started on offense for the Cougars against Hawai'i. Quarterback Zach Wilson, running back Lopini Katoa, wide receiver Gunner Romney and offensive linemen Brady Christensen, James Empey and Keanu Saleapaga all started for BYU. Five started against Northern Illinois and Boise State with four against UMass.

1-2-3-4 BYU scored at least one touchdown in every quarter for the second time this season (Hawai'i). The Cougars got one in each of the first, second and fourth quarters while scoring two touchdowns in the third quarter.

9+ BYU is spreading the ball around to an average of more than nine receivers per game. The Cougars have had 10 or more different receivers catch passes five times this year in a single game (Arizona, Cal, Utah State, NIU, Boise State).

BYU OFFENSE IN THE NCAA (As of 11.11.18)

TEAM

Total Offense	338.7 (115)
Passing Offense	199.8 (92)
Passing Efficiency	129.3 (85)
Rushing Offense	138.9 (101)
Scoring Offense	23.3 (5)
Total First Downs	185 (107)
Third Down Conversions	34.6 (108)
Sacks Allowed/G	2.1 (60)
Tackles for loss allowed/G	6.1 (71)
Fumbles lost	8 (80)
Passing yards per completion	10.86 (111)
Red zone conversions	81.6 (83)
Time of Possession	30:21 (55)
Rushing touchdowns	Squally Canada, 5 (149)
	Lopini Katoa 4 (193)
Rushing yards per game	Squally Canada, 45.8 (171)
Total rushing yards	Squally Canada, 412 (188)

#15 | ALEVA HIFO | WR | 5-10 | 187 | JR. | MENIFEE, CA | HERITAGE HS



- Has caught a touchdown pass, thrown one and ran for two more this season
- Also has 24 carries for 113 yards
- Leads BYU in receptions
- Has played in 35 career games


CAREER HIGHS

Receptions	9, @ECU (2017)
Receiving Yards	148, @ECU (2017)
Receiving TD	1, twice (2017)
Long Reception	46, @ECU (2017)
All-Purpose Yards	148, twice

2018 RECEIVING STATS

GP	REC	YDS	Y/R	LNG	TD
10	25	255	10.2	30	1

#22 | SQUALLY CANADA | RB | 5-11 | 210 | R-SR. | MILPITAS, CA | WASHINGTON STATE



- Ran for 118 yards and two touchdowns at Wisconsin
- Posted a career-best three touchdowns at Arizona
- Led the 2017 team in rushing with 120 carries for 710 yards and six touchdowns
- Ran for career-high 213 yards against UNLV – the 10-most rushing yards in a single game by a BYU player

CAREER HIGHS

Rushing att	25, @UNLV (2017)
Rush yards	213, @UNLV (2017)
Rush TD	3, @Arizona (2018)
Long rush	54, @UNLV (2017)
Receptions	3, @Boise State (2016)
Receiving Yards	29, @Arizona (2018)
Receiving TD	--
Long Reception	15, @Arizona (2018)
All-Purpose Yards	213, @UNLV (2017)

2018 RUSHING STATS

GP	ATT	YARDS	Y/A	LONG	TD	REC	YARDS	Y/R	LONG	TD
9	91	412	4.5	46	5	4	40	10.0	15	0

RECEIVING STATS

#2 | MATT HADLEY | RB | 6-0 | 210 | R-SR. | CONNELL, WA | CONNELL HS



- Switched to running back midway through the season after playing linebacker (also played running back in camp)
- Ran for 95 yards and one touchdown against Hawai'i
- Ran for 69 yards at UMass with another score

CAREER HIGHS

Rushing att	11, twice
Rush yards	95, at UMass
Rush TD	1, twice
Long rush	39, Hawai'i
Receptions	2, at UMass
Receiving Yards	59, at Boise State
Receiving TD	--
Long Reception	59, at Boise State
All-Purpose Yards	100, Hawai'i

2018 RUSHING STATS

GP	ATT	YARDS	Y/A	LONG	TD	REC	YARDS	Y/R	LONG	TD
9	44	264	6.0	39	2	5	86	17.2	59	0

RECEIVING STATS

#89 | MATT BUSHMAN | TE | 6-5 | 245 | SO. | TUCSON, AZ | SABINO HS



- Posted four receptions and 78 yards against Utah State
- Caught two passes for 47 yards at Washington, including a career-best 39-yarder
- Has a reception in 21 of 22 career games
- Had a 24-yard touchdown at Arizona in the season opener
- Named a Freshman All-American in 2017 with 49 receptions and 520 yards

CAREER HIGHS

Receptions	9, at Fresno St. (2017)
Receiving Yards	97, at Fresno St. (2017)
Receiving TD	1, four times
Long Reception	39, at Washington (2018)
All-Purpose Yards	97, at Fresno St. (2018)

2018 RECEIVING STATS

GP	REC	YDS	Y/R	LNG	TD
10	16	310	19.4	39	1

#11 | ZACH WILSON | QB | 6-3 | 205 | FR. | DRAPER, UT | CORNER CANYON HS



- Won first start as a true freshman vs. Hawai'i
- Totaled four touchdowns (3 passing, 1 rushing) - the most by a freshman QB in first start
- Set freshman record for pass efficiency rating in first start - 167.5
- Quarterback efficiency rating of at least 145 in three of four starts

CAREER HIGHS (2018)

Passing Yards	252, at BSU
Att	30, vs. NIU
Comp	18, twice
Passing TD	3, vs. Hawaii
Rush Att	18, at BSU
Rush YDS	53, at UMass
Rushing TD	1, twice

2018 PASSING STATS

GP	COMP	ATT	YDS	Y/A	PCT	LNG	INT	TD	EFFIC	ATT	YDS	Y/A	LNG	TD
6	70	109	885	8.12	64.2	59	2	6	146.92	47	137	2.9	37	2

RUSHING STATS

OTHER OFFENSIVE PLAYERS TO WATCH

#1 Akile Davis, WR, R-Jr.

Has played in 22 games, mostly on special teams. Caught a 13-yard pass against NIU and a six-yarder against Boise State.

#3 Dylan Collie, WR, R-Sr.

Had a career-best (at BYU) four receptions for 38 yards against Boise State. A graduate transfer from Hawai'i, posted 1,300 receiving yards in his career. Younger brother of Zac and Austin Collie.

#12 Tanner Mangum, QB, Sr.

Started the first six games and completed 112 of 182 passes for 1,042 yards and five touchdowns.

#13 Micah Simon, WR, So.

Team captain, caught two passes for 11 yards at UMass. Had 27 receptions for 386 yards and three touchdowns in 2017. Caught a pass in 12 of 13 games last season.

#21 Talon Shumway, WR, R-Jr.

Leads BYU in touchdown receptions and receiving yards. Posted career highs with five receptions and 110 yards against Utah State. Caught first career touchdown pass against McNeese. Had three receptions for 62 yards at Boise State.

#32 Dallin Holker, TE, Fr.

Recorded a 25 yard reception at UMass. Caught a 13-yard touchdown pass against Hawaii. Had a seven-yard reception at Boise State. Has played in all nine games. Totaled 13 receptions for 115 yards and one score.

#34, Riley Burt, RB, R-Jr.

Had three carries for 31 yards at UMass. Rushed nine times for 59 yards and a touchdown against Hawaii. Ran 23 times last season for 104 yards and one touchdown. Has played in 23 games in his career.

#35 Brayden El-Bakri, RB, Jr.

Played in 38 games, mostly as BYU's primary fullback and on special teams. Caught a 1-yard touchdown against Cal. Had two receptions for 21 yards against Boise State.

#80 Gunner Romney, WR, Fr.

Has played in nine games, totaling 13 receptions for 162 yards. Caught two balls for 39 yards, including a 26-yard touchdown against Hawaii. Caught two passes for 22 yards at Boise State.

#82 Dax Milne, WR, Fr.

Caught four passes for 27 yards against Utah State and two for 14 against Hawaii. Has played in seven games and has nine receptions for 64 yards.

#84 Neil Pau'u, WR, So.

Led BYU in receiving at UMass with 62 yards on two catches. Played in 11 games last season as a true freshman and had 14 receptions, 139 yards and two touchdowns.

CHART TOPPERS

Passing Yards (True Freshmen)

1. Tanner Mangum (2015)	3,377
2. Jake Heaps (2010)	2,316
3. Zach Wilson (2018)	885
4. John Beck	864
5. Joe Critchlow (2017)	642

Passing Completions (True Freshmen)

1. Tanner Mangum (2015)	267
2. Jake Heaps (2010)	219
3. John Beck (2003)	73
4. Zach Wilson (2018)	70
5. Joe Critchlow (2017)	55

Passing Attempts (True Freshmen)

1. Tanner Mangum (2015)	446
2. Jake Heaps (2010)	383
3. John Beck (2003)	145
4. Zach Wilson (2018)	109
5. Joe Critchlow (2017)	101

Completion Percentage (True Freshmen)

min. 65 attempts

1. Zach Wilson (2018)	64.2
2. Tanner Mangum (2015)	59.9
3. Taysom Hill (2012)	59.2
4. Jake Heaps (2010)	57.2
5. Drew Miller (1997)	55.2

Passing Touchdowns (True Freshmen)

1. Tanner Mangum (2015)	23
2. Jake Heaps (2010)	15
3. Zach Wilson (2018)	6
4. John Beck (2003)	5
5. Taysom Hill (2012)	4

Pass Efficiency (True Freshmen)

min. 65 attempts

1. Zach Wilson (2018)	146.9
2. Tanner Mangum (2015)	136.0
3. Taysom Hill (2012)	122.4
4. Jake Heaps (2010)	116.2
5. Drew Miller (1997)	112.0

Rushing Yards (Career)

1. Jamaal Williams	3,901
15. Fred Whittingham	1,580
16. Peter Tuipulotu	1,528
17. Casey Tiumalu	1,504
18. Weldon Jackson	1,449
19. Squally Canada	1,438

Rushing Attempts (Career)

1. Jamaal Williams	726
18. Virgil Carter	323
19. Kip Jackson	312
20. Mark Atuaia	301
21. Weldon Jackson	292
22. Squally Canada	286

Receptions (Career)

1. Cody Hoffman	260
60. K.O. Kealaluhi	77
60. Jamal Willis	77
62. Three players	76
64. Casey Tiumalu	76
65. Aleva Hifo	73

Receiving Yards (Career)

1. Cody Hoffman	3,612
76. Jeff Blanc	861
77. Tevita Ofahengaue	853
78. Bill Davis	838
79. Matt Bushman	830

THE BYU OFFENSE

- **COACHING EXPERIENCE.** The BYU offensive staff has more than 80 years of coaching experience. Jeff Grimes has the most with about 25 years. Tight ends coach Steve Clark has been coaching since 1994 and passing game coordinator Aaron Roderick is approaching 20 years in the profession. Roderick, Clark and wide receivers coach Fesi Sitake have all been offensive coordinators at the college level.
- **FROSH SCORES.** With a dozen freshmen seeing playing time on offense, BYU has gotten touchdowns out of four different freshmen, including all four getting into the end zone against Hawaii. Lopini Katoa leads with five total touchdowns, Gunner Romney has two, Dallin Holker has one while Zach Wilson has two rushing touchdowns to go along with his six passing touchdowns. Including kicker Skyler Southam, freshmen have accounted for nearly half of the Cougars' total points this season (116 of 233 – 49.8 percent).
- **MID-RANGE GAME.** BYU is outscoring its opponents in both the second and third quarters this season. The Cougars have a 75-41 edge in the second quarter and 78-63 in the third frame. BYU is tied in the fourth quarter at 49-49.

NOTEABLE OFFENSIVE PLAYERS 2018 SEASON/CAREER HIGHS IN A GAME

<p>#1 AKILE DAVIS, WR</p> <p>Rec. 1, four times/five times Rec. Yds 16, Hawaii/same Rec. TD - Long Rec. 16, Hawaii/same</p> <p>#3 DYLAN COLLIE, WR</p> <p>Rec. 4, at Boise State/same Rec. Yds 38, at Boise State/same Rec. TD 1, USU/same Long Rec. 22, at Arizona/same</p> <p>#4, LOPINI KATOA, RB</p> <p>Rec. 7, at Washington/same Rec. Yds 66, at Washington/same Rec. TD 1, USU/same Long Rec. 27, at Washington/same Rush Att. 16, Hawaii/same Rush Yards 83, Hawaii/same Rush TD 2, McNeese/same Long Rush 16, Hawaii/same</p> <p>#11 ZACH WILSON, QB</p> <p>Comp. 18, twice/same Attempts 30, NIU/same Pass Yds 252, at Boise State/same Pass TD 3, Hawaii/same Long Pass 59, at Boise State/same Rushes 18, at Boise State/same Rush Yds 53, at UMass/same Rush TD 1, twice/same Long Rush 36, at UMass/same</p> <p>#12 TANNER MANGUM, QB</p> <p>Comp. 27, USU/35, UConn '15 Attempts 45, USU/56, vs. Utah '15 Pass Yds 270, USU/365, UConn '15 Pass TD 2, USU/4, @USU '15 Long Pass 46, USU/84, Boise St. '15 Rushes 4, Cal/11, twice '15 Rush Yds 0, at AZ/42, SUU '16 Rush TD -1, three times Long Rush 3, twice/35, SUU '16</p> <p>#13 MICAH SIMON, WR</p> <p>Rec. 2, three times/4, twice '17 Rec. Yds 21, NIU/67, SJSU '17 Rec. TD -2, SJSU '17 Long Rec. 20, at AZ/50, Wisconsin '17</p> <p>#15 ALEVA HIFO, WR</p> <p>Rec. 4, McNeese/9, at ECU '17 Rec. Yds 45, Hawaii/148, at ECU '17 Rec. TD 1, Hawaii/three times Long Rec. 30, at AZ/46, at ECU '17</p>	<p>#17 MORONI LAULU-PUTUTAU, TE</p> <p>Rec. 3, three times/6, UCLA '16 Rec. Yds 31, at Wisc/95, Fresno St. '15 Rec. TD 1, at Wisc/1, four times Long Rec. 31, at Wisc/54, Fresno St. '15</p> <p>#21 TALON SHUMWAY, WR</p> <p>Rec. 5, USU/same Rec. Yds 110, USU/same Rec. TD 2, at UMass/same Long Rec. 46, USU/same</p> <p>#22 SQUALLY CANADA, RB</p> <p>Rec. 3, at AZ/same, twice Rec. Yds 39, at AZ/same Rec. TD - Long Rec. 15, at AZ/same Rush Att. 24, at AZ/25, at UNLV '17 Rush Yards 118, at Wisc./213, at UNLV '17 Rush TD 3, at AZ/same Long Rush 46, at Wisc./54, at UNLV '17</p> <p>#32 DALLIN HOLKER, TE</p> <p>Rec. 3, McNeese/same Rec. Yds 25, at UMass/same Rec. TD 1, Hawaii/same Long Rec. 25, at UMass/same</p> <p>#34 RILEY BURT, RB</p> <p>Rec. -1, at Miss. St. '17 Rec. Yds -3, at Miss. St. '17 Rec. TD - Long Rec. -3, at Miss. St. '17 Rush Att. 9, Hawaii/13, at Hawaii '17 Rush Yards 59, Hawaii/75, at Hawaii '17 Rush TD 1, Hawaii/1 at Hawaii, '17 Long Rush 20, at UMass/41, Cincinnati '15</p> <p>#35 BRAYDEN EL-BAKRI, RB</p> <p>Rec. 2, twice/4, SUU '16 Rec. Yds 21, at Boise St./69, SUU '16 Rec. TD 1, Cal/1, twice Long Rec. 16, at Boise St./27, SUU '16 Rush Att. -5, twice Rush Yards -23, at Fresno State '17 Rush TD -1, twice Long Rush -15, San Jose State '17</p>	<p>#82 DAX MILNE, WR</p> <p>Rec. 4, USU/same Rec. Yds 27, USU/same Rec. TD - Long Rec. 9, at Washington/same</p> <p>#83 INOKE LOTULELEI, WR</p> <p>Rec. - Rec. Yds - Rec. TD - Long Rec. -</p> <p>#84 NEIL PAU'U, WR</p> <p>Rec. 3, twice/4, at USU '17 Rec. Yds 62, at UMass/29, same Rec. TD -1, PSU '17 Long Rec. 40, at UMass/same</p> <p>#89 MATT BUSHMAN, TE</p> <p>Rec. 4, USU/9, at Fresno St. '17 Rec. Yds 78, USU/97, at Fresno St. '17 Rec. TD 1, at AZ/1, four times Long Rec. 39, at Washington/same</p>
---	--	---

BYU DEFENSE BY THE NUMBERS

16 Corbin Kaufusi leads the team with 8.5 total sacks this year, good for No. 16 nationally. He also led the team last season with six sacks and totals 17 sacks in his career.

14x2 Linebackers Sione Takitaki and Isaiah Kaufusi recorded career high tackles of 14 in the game against UMass. Takitaki totaled seven solo stops as well as seven assisted tackles while Kaufusi tallied four solo stops and a career high of 10 assisted tackles.

24 After the game against UMass, BYU moved rank No. 24 nationally in total defense at 329.2 yards per game. The Cougars also increased their rankings in rushing defense at No. 35 (135.0 yards per game), scoring defense at No. 30 (21.5) and maintained No. 33 in pass defense (194.2 yards per game).

133 BYU has recorded six interceptions in the 2018 season totaling 113 yards to rank No. 36 in return yards nationally. Michael Shelton recorded his first interception of the 2018 season at Boise State returning it for 31 yards. Five other Cougars have tallied interceptions in the 2018 season including Austin Lee (36 yards against Hawai'i), Rhett Sandlin (20 yards against McNeese), Tanner Jacobson (19 yards against McNeese), Isaiah Kaufusi (15 yards against Cal) and Zayne Anderson (12 yards at No. 6 Wisconsin).

BYU DEFENSE IN THE NCAA (As of 11.11.18)

TEAM

Total Defense	329.2 (24)
Pass Defense	194.2 (33)
Pass Efficiency Defense	126.13 (53)
Rushing Defense	135.0 (35)
Scoring Defense	21.5 (30)
Sacks	1.80 (86)
First Downs Allowed/G	18.3 (27)
3rd Down Conversions Allowed	0.3825 (59)
4th Down Conversions Allowed	0.5556 (77)
Blue Zone Conversions Allowed	0.8333 (70)
Tackles for Loss	4.1 (122)
Turnovers Gained	13 (83)
Passes Intercepted	6 (87)

INDIVIDUAL

Fumbles Recovered	Dayan Ghanwoloku, 3 (2)
Sacks	Corbin Kaufusi, 0.85 (16)
Solo Tackles	Sione Takitaki, 5.2 (39)

#16 | SIONE TAKITAKI | LB | 6-2 | 230 | R-SR. | FONTANA, CA | HERITAGE HS



- Team captain in 2018
- Had a career high tackles against UMass with a total of 14
- Recorded two TFL against Cal and one against No. 6 Wisconsin
- Had two pass breakups and four tackles at Arizona
- Led team in tackles for loss with 12.5 in 2017

CAREER HIGHS

Tackles	14, at UMass ('18)
Solo	8, three times
Assisted	7, three times
TFL	3, PSU ('17)
Sacks	2, three times
QBH	2, at Michigan ('15)
PBU	2, at Arizona ('18)

2018 DEFENSIVE STATS

GP	SOLO	AST	TOT	TFL/Y	SACKS	YDS	INT	YDS	TD	FF	FR	FRYDS	QBH	PBU
10	52	30	82	6/18	1	9	0	0	0	1	0	0	3	3

#90 | CORBIN KAUFUSI | DL | 6-9 | 275 | R-SR. | PROVO, UT | TIMPVIEW HS



- Team captain in 2018
- Had a team-best seven total tackles at Arizona, with two tackles for loss and one sack
- Recorded 8.5 sacks in the 2018 season
- Started playing football at BYU after two seasons with men's basketball
- Younger brother of New York Jets defensive end Bronson Kaufusi
- Older brother of offensive lineman Devin Kaufusi

CAREER HIGHS

Tackles	9, at Miss. St. ('17)
Solo	7, twice ('18)
Assisted	9, at Miss. State ('17)
TFL	2, three times
Sacks	2.0, Hawai'i ('18)
FF	1, twice ('17)
PBU	1, four times
Blocked kicks	1, four times

2018 DEFENSIVE STATS

GP	SOLO	AST	TOT	TFL/Y	SACKS	YDS	INT	YDS	TD	FF	FR	QBH	PBU	BLKD
10	32	17	49	9.5/55	8.5	51	0	0	0	0	0	1	2	1

#5 | DAYAN GHANWOLOKU | DB | 5-11 | 200 | R-JR. | LAYTON, UT | NORTHRIDGE PEAK HS



- Recovered two fumbles for 36 yards returning one for a touchdown against Cal
- Posted seven total tackles including 5 solo stops against Cal
- Had two interceptions at Mississippi State in 2017 for 105 yards, ranking No. 5 in career reception yards at BYU with 218
- Had three picks in the 2017 season, including a 50-yard interception return for a TD at Boise State in 2016

CAREER HIGHS

Tackles	9, Toledo ('16)
Solo	8, Toledo ('16)
Assisted	6, at LSU ('17)
TFL	2, Northern Illinois ('18)
INT	2, at Miss. State ('16)
FR	2, Cal ('18)
PBU	3, at East Carolina ('17)

2018 DEFENSIVE STATS

GP	SOLO	AST	TOT	TFL/Y	SACKS	YDS	INT	YDS	TD	FF	FR	FRYD	QBH	PBU	BLKD
7	21	5	26	2/4	0	0	0	0	0	3	36	0	1	0	

#11 | AUSTIN LEE | DB | 6-0 | 202 | R-JR. | DRAPER, UT | UTAH/SLCC



- Played freshman season at Utah
- Had a career-high seven total tackles against No. 6 Wisconsin
- Recorded first career tackle for loss against McNeese State for eight yards
- Recorded first career forced fumble at No. 11 Washington
- Had first career interception against Hawai'i for 36 yards

CAREER HIGHS

Tackles	7, at Washington ('18)
Solo	5, twice ('18)
Assisted	3, Cal ('18)
TFL	1, McNeese ('18)
INT	1, Hawai'i ('18)
FF	1, at Washington ('18)
FR	1, San Jose State ('17)
PBU	1, Boise State ('18)

2018 DEFENSIVE STATS

GP	SOLO	AST	TOT	TFL/Y	SACKS	YDS	INT	YDS	TD	FF	FR	FRYDS	QBH	PBU
9	21	13	34	1/8	0	0	1	36	0	1	0	0	0	1

#53 | ISIAH KAUFUSI | LB | 6-2 | 210 | R-SO. | COTTONWOOD HEIGHTS | BRIGHTON HS



- Posted a career high of 14 tackles against UMass as well as 10 assisted stops.
- Tallied first two TFL against NIU
- Recorded first career sack, forced fumble and two pass breakups in the game against Hawai'i.
- Had first career interception against Cal returning it for 15 yards

CAREER HIGHS

Tackles	14, at UMass ('18)
Solo	6, Northern Illinois ('18)
Assisted	10, at UMass ('18)
TFL	1, twice ('18)
Sack	1, Hawai'i ('18)
INT	1, Cal ('18)
FF	1, Hawai'i ('18)
PBU	2, Hawai'i ('18)

2018 DEFENSIVE STATS

GP	SOLO	AST	TOT	TFL/Y	SACKS	YDS	INT	YDS	TD	FF	FR	FRYDS	QBH	PBU
9	23	20	43	4/10	1	3	1	15	0	1	0	0	0	3

OTHER DEFENSIVE PLAYERS TO WATCH

#1 Troy Warner, DB, JR.

Started and tallied a season high of five total tackles against No. 11 Washington including 2 solo stops and 3 assisted tackles. Returned a blocked kick for 22 yards against McNeese. Recorded his first career tackle for loss against Wisconsin in 2017 and recovered a fumble against Utah and Boise State. Posted a team-best seven pass breakups in 2017.

#18 Michael Shelton, DB, R-Sr.

Recorded his first season interception against Boise State returning the ball 31 yards. Had a team high and a career high of six solo tackles against McNeese as well as a forced fumble. Posted 373 all-purpose yards on both punt and kick returns in 2017.

#32 Chris Wilcox, DB, Jr.

Recorded a career high of two tackles for loss against McNeese for two yards. Had a career high nine tackles against No. 6 Wisconsin including a career high six solo stops.

#41 Adam Pulsipher, LB, R-Sr.

Had his first career pass breakup against McNeese. Tied his career record of eight total tackles against Wisconsin and a season high of three solo stops. Recovered a fumble at ECU and forced a fumble against Boise State in 2017. Recorded 54 total tackles, including 29 solo stops and one tackle for loss during the 2017 season.

#52 Trajan Pili, DL, R-Jr.

Recorded first sack of the season against Boise State. Started at Arizona and had four total tackles. Played in 13 games, starting one during the 2017 season. Totaled 17 tackles, including eight solo stops. Had 3.0 tackles for loss for eight yards and one sack for three yards

#54 Merrill Taliauli, DL, Sr.

Recorded a career high of four tackles against Boise State. Returned one fumble for eight yards at Hawai'i in 2017.

#93 Bracken El-Bakri, DL, R-So.

Recorded a career high of five total tackles against UMass including three solo stops. Tallied a sack and combined for 1.5 TFL against the Minutemen. Younger brother of fullback Brayden El-Bakri. Played in seven games last season.

#95 Khyiris Tonga, DL, So.

Recorded a career high of six total tackles including four solo stops. Had first sack of the 2018 season against Hawai'i for a tackle for loss of 11 yards. Tallied his first TFL against No. 11 Washington for four yards while also posting five total tackles. Started the first five games in the 2018 season posting a total of 12 tackles including 8 solo stops.

DEFENSIVE RECORDS SINCE 2000

(Only defensive statistics since 2000 are officially recognized by the NCAA)

Individual Career Sacks

1.	30	Jan Jorgensen (2006-09)
2.	27	Bronson Kaufusi (2012-15)
3.	26	Kyle Van Noy (2010-13)
4.	19	Brady Poppinga (2001-04)
5.	17	Corbin Kaufusi (2016-present)

Individual Career Forced Fumbles

1.	11	Kyle Van Noy (2010-13)
2.	6	Andrew Rich (2008-10)
	6	Aaron Francisco (2001-04)
3.	5	Bronson Kaufusi (2012-2015)
4.	4	Three players tied with 4

Active player: 3 Zayne Anderson

Individual Career Fumble Recoveries

1.	6	Jan Jorgensen (2006-09)
	6	Shawn Doman (2006-09)
3.	5	Spencer Hadley (2008, 11-13)
	5	Fred Warner (2014-2017)
5.	4	Matt Bauman (2004, 07-09)
	4	Brett Denney (2006-09)

Individual Career Interceptions

1.	13	Kai Nacua (2013-16)
2.	10	Andrew Rich (2008-10)
3.	9	Jernaro Gilford (1999, 2001-03)

Active player: 5 Dayan Ghanwoloku

Individual Career Pass Breakups

1.	23	Robertson Daniel (2013-14)
	23	Daniel Sorensen (2008, 11-13)
3.	21	Brian Logan (2009-10)
4.	20	Preston Hadley (2011-12)
5.	17	Michael Davis (2013-16)

Active player: 12 Troy Warner

Individual Career Total Tackles

1.	330	Aaron Francisco (2001-04)
2.	294	Cameron Jensen (2004-06)
3.	275	David Nixon (2003, 06-08)
4.	267	Paul Walkenhorst (2000-05)
5.	264	Fred Warner (2014-2017)

Active player: 201 Stone Takitaki

THE BYU DEFENSE

• **NO FLY ZONE.** BYU's passing defense is quietly ranked No. 33 in the nation, giving up less than 200 passing yards per game (194.2). The Cougars held UMass to its season low in passing yards with just 183. The Minutemen are ranked No. 18 in passing yards per game. BYU held Boise State to its second fewest yards (214) of the season. BYU also held Hawai'i to its second fewest passing yards of the season at 248. Boise State (318.9) and Hawai'i (308.7) are ranked No. 13 and 15 in passing yards per game, respectively.

• **KAUFUSI FAMILY.** Four Kaufusi's joined the BYU defense for the 2018 season. Defensive lineman Corbin Kaufusi is the veteran family member returning for his senior season. Corbin's little brother, Devin, joined the defensive lineman as a freshman after returning from a mission for The Church of Jesus Christ of Latter-day Saints. Corbin and Devin's cousins Isaiah and Jackson (brothers) are also helping the defense for the 2018 season. Isaiah redshirted the 2016 but has already made an impact for the defense as a linebacker starting two games in 2018. His little brother, Jackson, recently returned a mission and has played in three games thus far this season. Corbin and Devin's father, Steve is the older brother to Isaiah and Jackson's father, Jeff. The Kaufusi name has accounted for 67.5 sacks at BYU, more than any other family.

DEFENSIVE PLAYERS' SEASON HIGHS/CAREER HIGHS IN A GAME

	#1 TROY WARNER DB	#32 CHRIS WILCOX DB	#54 MERRILL TALIAULI DL
Tackles	5, at Washington/9, LSU '17	Tackles 9, at Wisconsin/same	Tackles 2, twice/4, twice '17
Solo	2, four times/5, twice	Solo 6, at Wisconsin/same	Solo 1, twice/3, Wisc. '17
Assisted	3, at Washington /5, LSU '17	Assisted 3, at Wisc./4, at Fres. St. '17	Assisted 1, five times/3, at Miss. St. '17
FR	-/1, twice	TFL 2, McNeese/same	FR -/1, at Hawaii '17
PBU	1, at UMass/3, at Cincy '16	PBU 1, twice/2, at UNLV '17	PBU 1, NIU/1, twice '17
	#2 MATT HADLEY LB	#38 BUTCH PAU'U LB	#55 LORENZO FAUATEA DL
Tackles	3, twice/7, ECU '15	Tackles 7, twice/19, UCLA '16	Tackles 3, at Wisconsin, /3, twice
Solo	3, at Washington/4, four times	Solo 7, at Arizona/11, UCLA '16	Solo 2, Hawai'i/same
Assisted	1, USU/4, West Virginia '16	Assisted 4, Wash./10, at Miss. St. '17	Assisted 2, at Wisconsin/3, at USU '17
TFL	-/1, three times	TFL 0.5, Washington/2.5, twice	TFL -/0.5, at USU '17
PBU	1, USU/1, twice '15	PBU -/1, twice	QBH -/1, at Utah State '17
	#5 DAYAN GHANWOLOKU DB	#41 ADAM PULSIPHER LB	#58 URIAH LEIATAUA DL
Tackles	5, Cal/9, Toledo '16	Tackles 8, at Wisconsin/8, twice	Tackles 2, twice/2, three times
Solo	5, Cal/8, Toledo '16	Solo 3, at Wisconsin/6, Toledo '16	Solo 1, at Arizona/2, SJSU '17
Assisted	2, twice/6, at Utah State '17	Assisted 5, at Wisconsin/6, at ECU '17	Assisted 2, UMass/same
TFL	2, Northern Illinois/same	TFL -/1, twice	
INT	-/2, at Mississippi St. '17	FF -/1, BSU '17	
FR	2, Cal/same	FR -/1, at ECU '17	
PBU	1, Hawai'i/3, at ECU '17	PBU 1, McNeese/same	
	#11 AUSTIN LEE DB	#44 RIGGS POWELL LB	#90 CORBIN KAUFUSI DL
Tackles	7, at Washington/same	Tackles 7, at Boise State/same	Tackles 8, Hawai'i/9, Miss. St. '17
Solo	5, twice/same	Solo 4, at Boise State/same	Solo 7, twice/same
Assisted	3, twice/same	Assisted 3, at Boise State/same	Assisted 4, at Wisconsin/9, MSU '17
TFL	1, McNeese/same	TFL 1, Boise State/same	TFL 2, twice/three times
INT	1, Hawai'i/same		QBH 2, Hawai'i/same
FF	1, McNeese/same		FF -/1, twice
FR	-/1, SJSU ('17)		QBH 1, NIU/1, four times
PBU	1, Boise State/same		PBU 1, at Wisconsin/1, three times
	#16 SIONE TAKITAKI LB	#46 RHETT SANDLIN LB	#93 BRACKEN EL-BAKRI DL
Tackles	14, UMass/same	Tackles 4, at UMass/same	Tackles 5, at UMass/same
Solo	8, twice/8, three times	Solo 4, at UMass/same	Solo 3, at UMass/same
Assisted	7, at BSU/7, three times	Assisted -/1, three times	Assisted 2, twice/same
TFL	2, twice/3, PSU ('17)	TFL 3, at UMass/same	TFL 1.5, at UMass/same
Sacks	1, NIU/1.5, three times	Sacks 2, at UMass/same	Sacks 1, at UMass/same
QBH	1, three times/2, twice	INT 1, McNeese/same	FF 1, at UMass/same
PBU	2, at Arizona/same	FR 1, at Boise State/same	
FF	1, at UMass/1, twice		
	#18 MICHAEL SHELTON DB	#52 TRAJAN PILI DL	#95 KHYIRIS TONGA DL
Tackles	6, twice/same	Tackles 4, twice/same	Tackles 4, at Wash./5, at USU '17
Solo	6, McNeese/same	Solo 3, twice/3, three times	Solo 2, five times/3, at USU '17
Assisted	2, three times/2, four times	Assisted 3, at UMass/3, twice	Assisted 2, twice/2, four times
TFL	1, twice/1, five times	TFL 1, at Boise State/2, twice	TFL 1.5, at Washington/same
INT	1, at BSU/1, three times	Sacks 1, at BSU/1.5, at BSU '16	Sacks 1, Hawai'i/1.5, twice '17
FF	1, McNeese/same	QBH 1, twice/1, four times	FF -/1, SJSU '17
FR	-/1, USU	PBU 1, Cal/same	QBH 1, McNeese/same
PBU	1, three times/1, seven times		PBU 1, three times/1, six times
	#28 SAWYER POWELL DB	#53 ISAIAH KAUFUSI LB	#99 ZAC DAWE DL
Tackles	4, three times/same	Tackles 14, at UMass/same	Tackles 3, USU/same
Solo	4, USU/same	Solo 6, Northern Illinois/same	Solo 3, USU/same
Assisted	2, at UMass/same	Assisted 10, at UMass/same	Assisted 1, three times/same
FF	-/1, at Utah '16	TFL 2, twice/same	TFL 1, twice/2, twice
FR	1, McNeese/same	Sacks 1, Hawai'i/same	Sacks 1, at Wisconsin/same
		INT 1, Cal/same	
		FF 1, Hawai'i/same	
		PBU 2, Hawai'i/same	

BYU SPECIAL TEAMS BY THE NUMBERS

1 BYU has forced opponents to attempt 14 field goals this season, but opponents have only made five, ranking No. 1 nationally at 35.7 percent. UMass missed a 36 yard field goal while Boise State missed a 41-yarder.

3.90 BYU's special teams unit has only allowed 3.90 yards per game on opponent punt returns ranking No. 16 nationally. The Cougars did not let UMass return one punt during the game.

40+ Skyler Southam has converted four 40+ yard field goals in his freshman season. He recorded two 40+ field goals in the game against Boise State at 41 and 43 yards. He tallied his career long against McNeese State at 47 yards and kicked a 45 yard field goal to win the game against No. 6 Wisconsin.

BYU SPECIAL TEAMS IN THE NCAA (As of 11/11)

TEAM

Yards/Punt Return	6.50 (96)
Yards/Kick Return	18.38 (101)
Net Punting	39.64 (29)
Kickoffs	60.45 (89)
Opponent Kick Returns	18.00 (20)
Opponent Punt Returns	3.90 (16)
Field Goal Percentage	0.667 (86)
Field Goals Made	10 (62)

INDIVIDUAL

Punting	Rhett Almond, 41.3 (61)
Punt Returns	Michael Shelton, 6.7 (44)
Field Goals per Game	Skyler Southam, 1.00 (59)

#26 | RHETT ALMOND | P | 6-4 | 200 | SR. | VALENCIA, CA | HART HS



- Recorded his longest punt of 57 yards against Northern Illinois
- Has made 60-consecutive PATs
- Made 17 of 21 field goals in 2016- No. 4 at BYU in single-season FG percentage with 80.95 percent
- Kicked a game-winning 19-yard field goal against Toledo in 55-53 win last year

CAREER HIGHS

Most Punts	7, NIU ('18)
Most Punt Yards	294, NIU ('18)
Longest Punt	57, NIU ('18)

2018 PUNTING STATS

GP	PUNT	YDS	AVG	LNG	IN20	50+	FC	TB	BLK
10	41	1,695	41.34	57	12	7	13	1	0

#18 | MICHAEL SHELTON | PR | 5-8 | 175 | SR. | RALEIGH, NC | WAKE FIELD HS



- Recorded two punt returns for 29 yards against McNeese
- Had a 31-yard kick return vs. UNLV in 2017
- Posted six punt returns for 86 yards against UMass in 2017
- Had 373 all-purpose yards on both punt and kick returns in 2017

CAREER HIGHS

Kick Returns	5, at Fresno St. ('17)
Kick Return Yards	99, at Fresno St. ('17)
Long Kick Return	31, at UNLV ('17)
Punt Returns	6, UMass ('17)
Punt Return Yards	86, UMass ('17)
Long Punt Return	40, Wagner ('15)

2018 RETURN STATS

GP	PR	YDS	AVG	LNG	TD
10	18	120	6.7	37	0

#20 | SKYLER SOUTHAM | K | 6-0 | 195 | FR. | HEBER CITY, UT | WASATCH HS



- Tallied career high of seven PAT's against Hawai'i
- Recorded a career long 47-yard field goal against McNeese
- Made a 45-yard game winning field goal against No. 6 Wisconsin
- Made first career field goal against Cal for 36 yards
- Went 4 for 4 on PATs in his collegiate debut at Arizona

CAREER HIGHS


Most PATs	7, Hawai'i ('18)
Most PAT Att	7, Hawai'i ('18)
Most Points	12, McNeese ('18)
Most FGM	3, McNeese ('18)
Long FGM	47, McNeese ('18)

2018 FIELD GOAL STATS

GP	0-19	20-29	30-39	40-49	50+	FGM	FGA	PCT	LNG	XPM	XPA	PCT	PTS
10	0-0	3-3	3-3	4-7	0-2	10	15	66.67	47	26	27	96.29	56

2018 PAT STATS

#29 | ANDREW MIKKELSEN | K | 6-0 | 200 | SR. | CANBY, OR | OREGON STATE



- Kicked-off seven times against Hawai'i for a season high of 431 yards
- Averages 62.6 yards per kick off
- Kicked a career-high 503 yards on eight kicks against San Jose State in 2017

CAREER HIGHS

Kick Offs	8, SJSU ('17)
Kick Off Yards	503, SJSU ('17)

2018 KICKOFF STATS

GP	KO	YDS	AVG	TB	OB
10	45	2,759	61.3	13	3

#15 | ALEVA HIFO | KR | 5-10 | 185 | JR. | MENIFEE, CA | HERITAGE HS



- Career-high of four kickoff returns for 78 yards against Utah State
- Season-long return of 25 yards against Hawai'i
- Returned one punt against Hawai'i for 10 yards
- Had 21 kick returns for 440 yards for a 21.0 yard average in 2016

CAREER HIGHS

Kick Returns	4, Utah State ('18)
Kick Return Yards	148, Toledo ('16)
Long Kick Return	50, at WVU ('16)

2018 RETURN STATS

GP	KR	YDS	AVG	LNG	TD
10	7	135	19.3	25	0

OTHER SPECIAL TEAMERS

#2 Matt Hadley, KR/RB, Sr.

Recorded his first kickoff return against UMass for 16 yards. Posted seven kick returns for 195 yards, leading the team with a 27.9 kick return average in 2016. Recorded a career-high return of 41 yards against West Virginia.

#3 Dylan Collie, PR/WR, Sr.

At Hawaii in 2017, returned four punts for 19 yards. Posted a long of 11 yards with an average of 4.8 per return.

#19 Danny Jones, P, So.

Had one punt for 38 yards against No. 11 Washington. Recorded his first two career punt against McNeese for 81 yards. Played Australian rules football for the Birch-chip-Watchem Bulls and Bendigo Pioneers before coming to BYU.

#25 Tanner Jacobson, DB, Sr.

Returned his first kickoff in the 2018 season for 10 yards against Hawai'i

#45 Tyler Allgeier, RB/KR, Fr.

Returned his first kickoff in the game against Hawai'i for 21 yards. Had a career-long 36 yard kickoff return against Northern Illinois

#98 Mitch Harris, LS, Sr.

Tallied his first career fumble recovery against No. 11 Washington to put the Cougars in scoring position. BYU's primary long snapper in 2018.

KALANI SITAKE

HEAD COACH

YEARS AT BYU

3rd year at BYU

YEARS OVERALL

3rd year as head coach, over 15 years in coaching

Kalani Sitake (pronounced kah-lah-nee see-tah-kay) was named head coach overseeing the BYU football program on December 19, 2015, by director of athletics Tom Holmoe.

Sitake is the 14th head coach in BYU history. He came to BYU from Oregon State, where he served as assistant head coach and defensive coordinator.

A former Cougar running back (1994, 1997-2000), Sitake returned to his alma mater with 15 years of coaching experience, including seven years a defensive coordinator and four seasons as an assistant head coach. He enters his 18th season overall in 2018.

Prior to serving as assistant head coach and defensive coordinator at Oregon State in 2015, Sitake spent 10 seasons at the University of Utah. He started at Utah in 2005 as the linebackers coach and was promoted to defensive coordinator in 2009 before also being named assistant head coach in 2012.

Sitake coached several Pac-12 and Mountain West Conference honorees, including Morris Trophy winners Star Lotulelei (2011) and Nate Orchard (2014). He also helped 14 players who became NFL Draft picks during his time at Utah, coaching 12 all-league players and three freshmen All-Americans. He helped the Utes win seven of eight bowl games during his tenure.

During his career, Sitake has helped mentor 16 NFL Draft picks, including BYU linebacker Fred Warner, drafted in the third round in 2018 by the San Francisco 49ers, and running back Jamaal Williams, who was selected in the fourth round by the Green Bay Packers in the 2017 NFL Draft. Williams finished his BYU career as the school's all-time leading rusher after averaging the nation's fifth-best per-game totals at 137.5 yards per outing for Sitake's Cougars in 2016.

Sitake began his coaching career in 2001 as the defensive backs and special teams coach at Eastern Arizona before becoming a defensive graduate assistant at BYU in 2002. Sitake then joined the staff at Southern Utah where he coached running backs, tight ends and offensive line during the 2003 and 2004 seasons.

Born in Nuku'alofa, Tonga, and raised in Laie, Hawai'i and Provo, Utah, Sitake becomes the first FBS head football coach of Tongan descent. He is just the fourth BYU head coach to guide the program since 1972, when Hall of Fame coach LaVell Edwards took over the program. He is the first former player under Edwards to be named head coach at BYU.

Sitake began his BYU playing career in 1994 prior to serving a two-year mission for The Church of Jesus Christ of Latter-day Saints to Oakland, California. After returning and redshirting in 1997, Sitake was a three-year starter at fullback for the Cougars from 1998-2000 under Edwards.

He was named BYU's Football Scholar Athlete of the Year in 1998, Impact Player of the Year in 1999, along with team captain and the most valuable running back in 2000. He signed a free agent contract with the Cincinnati Bengals in 2001, but was forced to retire due to an injury.

Sitake graduated from BYU in 2000 with a bachelor's degree in English. He and his wife Timberly have three children, Skye, Sadie and Kelaokalani (KK).

Notables

- 13 All-Conference players at Oregon State and Utah
- 16 NFL Draft picks
- 5 Freshmen All-Americans
- Coached in 9 bowl games

NFL Draft Picks coached by Sitake

- Star Lotulelei (1st Rd, Carolina)
- Koa Misi (2nd Rd, Miami)
- Eric Rowe (2nd Rd, Philadelphia)
- Nate Orchard (2nd Rd, Cleveland)
- Jeremiah Poutasi (3rd Rd, Tennessee)
- Fred Warner (3rd Rd, 49ers)
- Jamaal Williams (4th Rd, Green Bay)
- Keith McGill (4th Rd, Oakland)
- Robert Johnson (5th Rd, Tennessee)
- Stevenson Sylvester (5th Rd, Pittsburgh)
- Brandon Burton (5th Rd, Minnesota)



SITAKE COACHING EXPERIENCE

2016-	BYU	Head Coach
2015	Oregon State	Assistant HC/DC
2012-14	Utah	Assistant HC/DC/ Linebackers
2009-12	Utah	Def. Coordinator/LB
2005-08	Utah	Linebackers
2004	Southern Utah	Offensive Line/TE
2003	Southern Utah	Running Backs/TE
2002	BYU	GA-Defense
2001	Eastern Arizona	Defensive Backs/Sp. Teams

- Spencer Toone (5th Rd, Tennessee)
- Kaelin Clay (6th Rd, Tampa Bay)
- R.J. Stanford (7th Rd, Carolina)
- Joe Kruger (7th Rd, Philadelphia)
- Trevor Reilly (7th Rd, New York Jets)

Playing Career

- 1994, 97-2000 BYU fullback
- Team captain 2000
- Signed with Cincinnati Bengals in 2001

Education/Family

- Bachelor of Arts - English (2000)
- Married to Timberly Friddle
- 3 children: Skye, Sadie, Kelaokalani
- Birthplace: Nuku'alofa, Tonga
- Hometown: Laie, Hawai'i/Provo, Utah
- LDS Mission: Oakland, California

BYU COACHING STAFF

Asst. HC/Sp. Tms./LB Ed Lamb (Booth)

BYU, Assistant Head Coach (2016-present)
Southern Utah, Head Coach (2008-15)
USD, Defensive Backs, Special teams & Recruiting coord. (2005-07)
University of Idaho, Defensive coordinator (2002-03)
BYU, Defensive graduate assistant—Linebackers (2001)
University of Redlands, defensive coord. (1998-00), defensive line (1997)

Offensive Coord. Jeff Grimes (Booth)

BYU, Offensive Coordinator (2018-present)
LSU, Run game coordinator, offensive line (2014-17)
Virginia Tech, Run game coordinator, offensive line (2013)
Auburn, Offensive line (2009-12)
Colorado, Asst. head coach, run game coord., offensive line (2007-08)
BYU, Offensive line (2004-06)
Arizona State, Run game coordinator, offensive line (2001-03)
Bosnie State, Offensive line (2000)
Hardin-Simmons, Offensive line (1998-99)
Texas A&M, Graduate assistant (1996-97)
Rice, Graduate assistant (1995)
Riverside HS, Coach (1993-94)

Defensive Coord./DL Ilaia Tuiaki (Field)

BYU, Defensive Coordinator (2016-present)
Oregon State, Linebackers & Special Teams (2015)
Utah, defensive line (2013-14), fullbacks, tight ends (2012)
Utah State, Running Backs (2011), Running Backs & Special Teams (2009-10)
Utah, Defensive Graduate Assistant (2008)
Kearns HS, Offensive Coord. (2007), Receivers & Outside Linebackers (2006)

Pass Game Coord./QB Aaron Roderick (Booth)

BYU, Passing game coord., quarterbacks (2018-present)
Utah (2005-13)
Co-offensive coordinator, quarterbacks (2015-16)
Passing game coordinator, quarterbacks (2014)
Passing game coordinator, wide receivers (2012-13)
Co-offensive coordinator, wide receivers (2010)
Wide receivers (2005-13)
Southern Utah, offensive coord., quarterbacks, recruiting coord. (2003-04)
Snow College, Running backs (2002)
BYU, Graduate assistant – linebackers (1999)
Receivers (2000-01)

Offensive Line Ryan Pugh (Field)

BYU, Offensive line (2018-present)
UT-San Antonio, Offensive line (2016-17)
LSU, Graduate assistant – offensive line (2015)
Cincinnati, Graduate assistant – offensive line (2014)
Virginia Tech, Graduate assistant – offensive line (2013)
Auburn, Graduate assistant – offensive line (2012)

Wide Receivers Fesi Sitake (Field)

BYU, Wide Receivers (2018-present)
Weber State, Off. Coord. (2016-17), Passing game coord., WR (2014-15)

Tight Ends Steve Clark (Booth)

BYU, Tight Ends Coach (2016-present)
Weber State, Offensive Coordinator, Quarterbacks (2014-16)
Southern Utah, Offensive Coordinator, Quarterbacks (2008-13)
BYU, Graduate Assistant w/offensive line & special teams (2005-07)
Utah, Defensive assistant (2004)
St. Mary's, Passing Game Coordinator (2003)
Utah, Director of Operations (2002)
Provo High School, Offensive coord. (1997-2000), assistant (1994-1996)

Running Backs AJ Steward (Field)

BYU, Running Backs Coach (2018-present)
Rice, Running backs (2014-17), Graduate Assistant (2012-13)

Cornerbacks Jernaro Gilford (Field)

BYU, Cornerbacks Coach (2016-present)
Southern Utah, Secondary Coach (2014-15)
Whittier College, Graduate Assistant, Cornerbacks & Special Tms (2012-13)

Safeties Preston Hadley (Booth)

BYU, Safeties (2018-present)
Weber State, Secondary, recruiting coordinator (2016-17)
Santa Ana College, Cornerbacks, kick/punt teams, recruiting coord. (2015)
BYU, Graduate assistant – defensive backs, wide receivers (2013-14)



KALANI SITAKE

Head Coach - **Field**

(kah-Lah-nee See-Tah-kay)



ED LAMB

Assistant Head Coach/LB/
Special Teams Coordinator - **Booth**



JEFF GRIMES

Offensive Coordinator - **Booth**



ILAISA TUIAKI

Defensive Coordinator/DL - **Field**

(ee-LIE-suh Too-ee-ah-kee)



AARON RODERICK

Pass Game Coordinator/QB - **Booth**



RYAN PUGH

Offensive Line - **Field**

(Like Hugh with a P)



STEVE CLARK

Tight ends - **Booth**



FESI SITAKE


Wide receivers - **Field**

(Fess-ee See-Tah-kay)



AJ STEWARD

Running Backs - **Field**



JERNARO GILFORD

Cornerbacks - **Field**

(Jer-nar-oh)



PRESTON HADLEY

Safeties - **Booth**

TEAM OFFENSE**SCORED 70 POINTS OR MORE:**

BYU: 2015, vs. Wagner (W, 70-6)
Opp: 2001, vs. Hawai'i (L, 72-45)

SCORED 60-69 POINTS:

BYU: 2014, vs. SSU (W, 64-0)
Opp: 2001, Hawai'i (L, 72-45)

SCORED 50-59 POINTS:

BYU: 2016, UMass (W, 51-9)
Opp: 2016, Toledo (W, 55-53)

SCORED DOUBLE-DIGITS EVERY QUARTER:

BYU: 2015, 10, 14, 14, 13 at Utah State (W, 51-28)
Opp: 2007, 14, 17, 14, 10 at Tulsa (L, 47-55)

TOUCHDOWNS ON THE FIRST TWO DRIVES:

BYU: 2018 vs. Hawai'i (W 49-23)
Opp: 2018, at Boise State (L, 21-16)

DID NOT SCORE A TOUCHDOWN:

BYU: 2018, vs. Northern Illinois (L, 7-6)
Opp: 2018, vs. McNeese (W, 30-3)

TOTAL OFFENSE 600 YARDS OR MORE:

BYU: 2015, 741 vs. Wagner (W, 70-6)
Opp: 2016, 692 vs. Toledo (W, 55-53)

TOTAL OFFENSE 500-599 YARDS:

BYU: 2017, 598 vs. San Jose State (W, 41-20)
Opp: 2017, 546 at Mississippi State (L, 35-10)

TOTAL OFFENSE 200 YARDS OR LESS:

BYU: 2018, 194, at Washington (L, 35-7)
Opp: 2016, 200 vs. Utah State (W, 28-10)

PASSING 500 YARDS OR MORE:

BYU: 2007, 537 at Tulsa (L, 47-55)
Opp: 2016, 505 vs. Toledo (W, 55-53)

PASSING 400-499 YARDS:

BYU: 2016, 441 vs. SUU (W, 37-7)
Opp: 2016, 442 at Boise State (W, 28-27)

PASSING 300-399 YARDS:

BYU: 2018, 322 vs. Utah State (L, 45-20)
Opp: 2015, 385 vs. ECU (W, 45-38)

PASSING 51-100 YARDS:

BYU: 2016, 96 vs. Wyoming (W, 24-21)
Opp: 2012, 40 at Georgia Tech (W, 41-17)

PASSING 50 YARDS OR LESS:

BYU: 2003, 41 vs. Utah (L, 3-0)
Opp: 2015, 46 vs. Wagner (W, 70-6)

PASSING 10 COMPLETIONS OR LESS:

BYU: 2016, 8 vs. Wyoming (W, 24-21)
Opp: 2018, 10 vs. Northern Illinois (L, 7-6)

PASSING 5 TOUCHDOWNS OR MORE:

BYU: 2012, 6 at New Mexico State (W, 50-14)
Opp: 2008, 5 at Utah (L, 48-24)

RUSHING 300 YARDS OR MORE:

BYU: 2017, 338 vs. Toledo (W, 55-53)
Opp: 2017, 306 at Mississippi State (L, 35-10)

RUSHING 200-299 YARDS:

BYU: 2018, 280, vs. Hawai'i (W, 49-23)
Opp: 2018, 223 vs. Utah State (L, 45-20)

RUSHING 51-100 YARDS:

BYU: 2018, 96 at Boise State (L, 21-16)
Opp: 2018, 89 vs. Northern Illinois (L, 7-6)

RUSHING 50 YARDS OR LESS:

BYU: 2018, 39, vs. Utah State (L, 45-25)
Opp: 2016, 40 vs. UMass (W, 51-9)

RUSHING ZERO YARDS OR LESS:

BYU: 2017, minus-5 vs. LSU (L, 27-0)
Opp: 2012, minus-5 vs. WSU (W, 30-6)

RUSHING 60 ATTEMPTS OR MORE:

BYU: 2014, 62 vs Houston (W, 33-25)
Opp: 2010, 65 at Air Force (L, 14-35)

RUSHING 50-59 ATTEMPTS:

BYU: 2017, 54 at Hawaii (W 30-20)
Opp: 2015, 53, at Mississippi State (L 35-10)

RUSHING 4 TOUCHDOWNS OR MORE:

BYU: 2018, 4 vs Hawai'i (W, 49-23)
Opp: 2018, 4 at Washington (L, 35-7)

FIRST DOWNS 30 OR MORE:

BYU: 2016, 33 vs. SUU (W, 37-7)
Opp: 2016, 35 at Mississippi State (L, 35-10)

FIRST DOWNS 10 OR LESS:

BYU: 2018, 7 at Washington (L, 35-7)
Opp: 2018, 10 vs. McNeese (W, 30-3)

THIRD-DOWN CONVERSION 70% OR MORE:

BYU: 2011, 71% (10/14) vs. New Mexico St (W, 42-7)
Opp: 2005, 78% (7/9) at Wyoming (W, 35-21)

THIRD-DOWN CONVERSION 75% OR MORE:

BYU: 2011, 79% (11/14) at Oregon State (W, 38-28)
Opp: 2018, 75% (9/12) at Washington (L, 35-7)

THIRD-DOWN CONVERSION 80% OR MORE:

BYU: 2015, 89% vs. Wagner (W, 70-6)

THIRD-DOWN CONVERSION 90% OR MORE:

BYU: 2010, 92% (12/13) vs. Colorado State (W, 49-10)

INDIVIDUAL OFFENSE**ALL-PURPOSE 200-299 YARDS:**

BYU: 2017, 213, Squally Canada at UNLV (W 31-21)
Opp: 2016, J. McNichols 249 at Boise State (L, 28-27)

ALL-PURPOSE 300 YARDS OR MORE:

BYU: 2007, A. Collie 366 at Tulsa (L, 47-55)

ALL-PURPOSE 2 PLAYERS 100 YARDS OR MORE:

BYU: 2018, T. Shumway 110 & A. Hifo 110 vs. Utah State (L, 45-20)
Opp: 2018, D. Thompson 131 & G. Bright 120 vs. Utah State (L, 45-20)

ALL-PURPOSE 3 PLAYERS 100 YARDS OR MORE:

BYU: 2014, M. Mathews 120, 116 P. Lasike, J. Leslie 101 vs. UNLV (W, 42-23)
Opp: 2014, S. Williams-Rhodes 108, J. McNichols 128, J. Ajayi 144, T. Sperbeck 148, at Boise State (L, 55-30)

TOUCHDOWNS SCORED 4 OR MORE IN A QUARTER:

BYU: 1952, D. Felt (4 rushing) at San Jose State (L, 44-27) NCAA Record

TOUCHDOWNS SCORED 4 OR MORE IN A HALF:

BYU: 2010, L. Ashworth (4 receiving) at CSU (W, 49-10)*

INDIVIDUAL PASSING**PASSING 600 YARDS OR MORE:**

BYU: 1993, J. Walsh 619 at Utah State (L, 56-58)
Opp: Never

PASSING 500-599 YARDS:

BYU: 2007, M. Hall 537 at Tulsa (L, 55-47)
Opp: 2016, L. Woodside 505 vs. Toledo (W, 55-53)

PASSING 400-499 YARDS:

BYU: 2014, C. Stewart 408 vs. NEV (L, 42-35)
Opp: 2016, B. Rypien 442 @ Boise State (L, 28-27)

PASSING NO TOUCHDOWNS:

BYU: 2018, Z. Wilson at Boise State (L, 21-16)
Opp: 2018, R. Comis at UMass (W, 35-16)

PASSING 25-29 COMPLETIONS:

BYU: 2018, T. Mangum 27 vs. Utah State (L, 45-20)
Opp: 2017, M. Aaron 25 vs. San Jose State (W, 41-20)

PASSING 30-39 COMPLETIONS:

BYU: 2015, T. Mangum 35 vs. UConn (W, 30-13)
Opp: 2016, L. Woodside 30 vs. Toledo (W, 55-53)

PASSING 40-49 COMPLETIONS:

BYU: 2005, J. Beck 41 vs. Boston College (L, 3-20)

PASSING 50-59 ATTEMPTS:

BYU: 2015, T. Mangum 53 vs. UConn (W, 30-13)
Opp: 2014, J. Holman 51 at UCF (L, 31-24)

PASSING 60 ATTEMPTS OR MORE:

BYU: 2014, C. Stewart 63 vs. NEV (L, 42-35)

PASSING 3 TOUCHDOWNS:

BYU: 2018, Z. Wilson vs. Hawai'i (W, 49-23)
Opp: 2016, B. Rypien vs. Boise State (L, 28-27)

PASSING 4 TOUCHDOWNS:

BYU: 2015, Tanner Mangum 4, at Utah State (W 51-28)
Opp: 2018, J. Love 4 vs. Utah State (L, 45-20)

PASSING 5 TOUCHDOWNS:

BYU: 2012, J. Lark 6 at New Mexico State (W, 50-14)
Opp: 2016, L. Woodside 5 vs. Toledo (W, 55-53)

PASSING 6 TOUCHDOWNS:

BYU: 2012, J. Lark 6 at New Mexico State (W, 50-14)

PASSING 7 TOUCHDOWNS OR MORE:

BYU: 2008, M. Hall 7 vs. UCLA (W, 59-0)

NON-QB PASSING TOUCHDOWN:

BYU: 2018, A. Hifo 31-yards to M. Laulu-Pututau vs. Wisconsin (W 24-21)

INDIVIDUAL RECEIVING**RECEIVING 150-199 YARDS:**

BYU: 2015, M. Juergens 172 vs. Boise State (W, 35-24)
Opp: 2016, J. Johnson 182, C. Thompson 161 vs. Toledo (W, 55-53)

RECEIVING 200 YARDS OR MORE:

BYU: 2008, D. Pitta 213 vs. Northern Iowa (W, 41-17)

RECEIVING 10-14 RECEPTIONS:

BYU: 2015, M. Juergens 10 vs. UConn (W, 30-13)
Opp: 2018: A. Isabella 10 at UMass (W, 35-16)

RECEIVING 15 RECEPTIONS OR MORE:

BYU: 2014, M. Mathews 16 vs. NEV (L, 42-35)

10 RECEIVERS WITH AT LEAST 1 CATCH:

BYU: 2018, 10 at Boise State (L, 21-16)
Opp: 2016, 10 vs. West Virginia (L, 35-32)

RECEIVING 3 TOUCHDOWNS:

BYU: 2013, Mitch Mathews 3 at Utah State (W, 31-14)
Opp: 2016, J. Johnson 3 vs. Toledo (W, 55-53)

RECEIVING 4 TOUCHDOWNS OR MORE:

BYU: 2012, C. Hoffman 5 at New Mexico State (W, 50-14)

RECEIVING 50-69 YARD TOUCHDOWN:

BYU: 2015, N. Kurtz 53 yards from T. Mangum vs. Cincinnati (W, 38-24)
Opp: 2013, D. Daniels 61 yards from T. Rees at Notre Dame (L, 23-13)

RECEIVING 70-79 YARD TOUCHDOWN:

BYU: 2016, J. Trinnaman 75 vs. Toledo (W, 55-53)
Opp: 2016, B. Davis 70 vs. UMass (W, 51-9)

RECEIVING 80 YARD or more TOUCHDOWN:

BYU: 2015, M. Juergens 84 vs. Boise State (W, 35-24)

RECEIVING TWO 100-YARD RECEIVERS:

BYU: 2015, D. Blackmon 105, M. Juergens 172 vs. Boise State (W, 35-24)
Opp: 2016, T. Sperbeck 109, J. McNichols 109 @ Boise State (L, 28-27)

INDIVIDUAL RUSHING**RUSHING 20-29 CARRIES:**

BYU: 2018, S. Canada 24, at Arizona (W 28-23)
Opp: 2018, A. Mattison 25, at Boise State (L, 21-16)

RUSHING 30-34 CARRIES:

BYU: 2016, J. Williams 30 at Michigan State (W, 31-14)
Opp: 2016, J. McNichols 20 @ Boise State (L, 28-27)

RUSHING 35 CARRIES OR MORE:

BYU: 1976, J. Blanc 36 vs. Wyoming (L, 29-34)
Opp: 2003, J. Jones 35 at Notre Dame (L, 33-14)

RUSHING 100-149 YARDS:

BYU: 2018, S. Canada 118 vs. Wisconsin (W, 24-21)
Opp: 2018, D. Thompson 109 vs. Utah State (L, 45-20)

RUSHING 150-199 YARDS:

BYU: 2016, J. Williams 163 at Michigan State (W, 31-14)
Opp: 2016, K. Hunt 146 vs. Toledo (W, 55-53)

RUSHING 200 YARDS OR MORE:

BYU: 2017, S. Canada 213 at UNLV (W 31-21)
Opp: 2015, P. Perkins 220 at UCLA (L, 24-23)

RUSHING TWO 100-YARD RUSHERS:

BYU: 2016, J. Williams 170 & T. Hill 101 vs. West Virginia (L, 35-32)
Opp: 2017, A. Williams 114 & N. Fitzgerald 103 at Miss. State (L, 35-10)

RUSHING THREE 100-YARD RUSHERS:

BYU: 2001, L. Staley 142, B. Doman 116, B. McDonald 110; vs. Tulane (W, 70-35)

RUSHING 5 TOUCHDOWNS OR MORE:

BYU: 2016, J. Williams 5 vs. Toledo (W, 55-53)

RUSHING 4 TOUCHDOWNS:BYU: 2005, C. Brown 4 vs. Air Force (W, 62-41)
Opp: 2002, C. Harridge 4 Air Force (L, 52-9)**RUSHING 3 TOUCHDOWNS:**BYU: 2018, S. Canada at Arizona (W 28-23)
Opp: 2014, P. Lynch 3 vs. Memphis (L, 55-48 20T)**RUSHING 50-69-YARD TOUCHDOWN:**BYU: 2016, J. Williams 62 vs. Toledo (W, 55-53)
Opp: 2015, C. Keeton 52 at Utah State (W 51-28)**RUSHING 70-YARD TOUCHDOWN OR MORE:**BYU: 2017, KJ Hall 75 yards vs. San Jose State (W 41-20)
Opp: 2011, P. McCarty 82 yards vs. Idaho (W, 42-7)**TEAM DEFENSE****TACKLES 90-99:**BYU: 2013, 96 vs. Boise State (W, 37-20)
Opp: 2016, 93 at Cincinnati (W, 20-3)**TACKLES 100 OR MORE:**BYU: 2017, 107 at Mississippi State (L, 35-10)
Opp: 2013, 117 at Houston (W, 47-46)**TACKLES 3 WITH DOUBLE-DIGITS:**BYU: 2013, U. Unga 17, S. Hadley 12, A. Fua 12 vs. Boise State (W, 37-20)
Opp: 2017, A. Ramseur 12, D. Sutton 10, J. Williams 10 at ECU (L, 33-17)**TACKLES 4 WITH DOUBLE-DIGITS:**BYU: 2009, Denney 13, Johnson 11, Doman 11, Jorgensen 10 vs. Air Force (W, 38-21)
Opp: 2013, Oliphant 16, Taylor 15, McDonald 13, Mathews 12, Stewart 10, McMillian 10 at HOU (W, 47-46)**SACKS 5 OR MORE:**BYU: 2016, 5 vs. UMass (W, 51-9)
Opp: 2018, 7 at Boise State (L, 21-16)**TURNOVERS CAUSED 4-5:**BYU: 2018, 4 vs. McNeese (W, 30-3)
Opp: 2014, 4 vs. Memphis (L, 55-48 20T)**TURNOVERS CAUSED 6 OR MORE:**BYU: 2016, 6 at Utah (L, 19-20)
Opp: 2017, 7 at Utah State (L, 40-24)**INTERCEPTIONS 4 OR MORE:**BYU: 2006, 4 vs. UNLV (W, 52-7)
Opp: 2017, 4 vs. UMass (L, 16-10)**FUMBLES RECOVERED 3-4:**BYU: 2017, 4 vs. San Jose State (W, 41-20)
Opp: 2014, 3 at Boise State (L, 21-16)**FUMBLES RECOVERED 5 OR MORE:**

Opp: 2011, 6 vs. Utah (L, 54-10)

FUMBLES FORCED 5 OR MORE:BYU: 2008, 5 vs. Northern Iowa (W, 41-17)
Opp: 2011, 7 vs. Utah (L, 54-10)**SCORED A DEFENSIVE TOUCHDOWN:**BYU: 2018, FF return vs. Cal (L, 21-18)
Opp: 2018, INT return vs. Utah State (L, 45-20)**SCORED TWO DEFENSIVE TOUCHDOWNS:**BYU: 2016, 2 INT returns at Boise State (L, 27-27)
Opp: 2015, 2 INT returns at Utah State (L, 40-24)**RETURNED AN INT FOR A TOUCHDOWN:**BYU: 2017, at Utah State (L, 40-24)
Opp: 2018, vs. Utah State (L, 45-20)**RETURNED TWO INTS FOR TOUCHDOWNS:**BYU: 2016, Fred Warner & Dayan Lake at Boise State (L, 28-27)
Opp: 2017, J. Davis twice at Utah State (L, 40-24)**FUMBLE RECOVERY/RETURN FOR TD:**BYU: 2018, vs. Cal (L, 21-18)
Opp: 2012, at Utah (L, 24-21)**SAFETY WAS SCORED:**BYU: 2014, vs. SSU (W, 64-0)
Opp: 2017, vs. Wisconsin (L, 40-6)**INDIVIDUAL DEFENSE****TACKLES 15 OR MORE:**BYU: 2016, F. Bernard 16 vs. Mississippi State (W, 28-21)
Opp: 2014, T. Plummer 17 at UCF (L, 31-24)**TACKLES FOR LOSS 4 OR MORE:**BYU: 2015, B. Kaufusi 4 vs. Fresno State (W 52-10)
Opp: 2014, T. Plummer 4.5 at UCF (L, 31-24)**SACKS 2:**BYU: 2018, R. Sandlin 2 at UMass (W, 35-16)
Opp: 2018, C. Weaver 2 at Boise State (L, 21-16)**SACKS 3:**BYU: 2015, B. Kaufusi 3 vs. Fresno State (W 52-10)
Opp: 2014, M. Brown 3 at Texas (W, 41-7)**SACKS 4 OR MORE:**BYU: 1999, S. Gali 4 vs. New Mexico (W, 31-7)
Opp: 2008, J. Hughes 4 vs. TCU (L, 32-7)**INTERCEPTION RETURNED FOR A TD:**BYU: 2017, M. Hannemann at Utah State (L, 40-24)
Opp: 2018, T. Galeai vs. Utah State (L, 45-20)**INTERCEPTIONS 2:**BYU: 2017, D. Ghanwoloku at Mississippi State (L, 35-10)
Opp: 2016, S. Tauteoli at Utah (L, 19-20)**INTERCEPTIONS 3 OR MORE:**BYU: 2015, K. Nacua vs. Boise State (W, 35-24)
Opp: 2017, J. Davis at Utah State (L, 40-24)**FUMBLE WAS RETURNED FOR A TD:**BYU: 2018, D. Ghanwoloku vs. Cal (L, 21-18)
Opp: 2012, M. Lee at Utah (L, 24-21)**FUMBLE FORCED 2:**BYU: 2015, B. Kaufusi 2 at Missouri (L, 20-16)
Opp: 2012, K. Smith 2 at San Jose State (L, 20-14)**FUMBLE RECOVERIES 3 OR MORE:**

BYU: 2005, J. Luettgerodt at Wyoming (W, 35-21)

SPECIAL TEAMS**SCORED 15 OR MORE POINTS KICKING:**BYU: 2013, J. Sorensen 16 vs. Texas (W, 40-21)
Opp: 2014, I. Frye 15 vs. UVa (W, 41-33)**FIELD GOAL 40-49 YARDS:**BYU: 2018, S. Southam 43 at Boise State (L, 21-16)
Opp: 2018, D. Eberle 47 vs. Utah State (L, 45-20)**FIELD GOAL 50 YARDS OR MORE:**BYU: 2006, J. McLaughlin 53 yards at Air Force (W, 33-14)
Opp: 2013, J. Elliott 53 yards vs. Memphis (L, 55-48 20T)**FIELD GOAL BLOCK:**BYU: 2018, C. Kaufusi vs. McNeese (W 30-3)
Opp: 2016, D. Moa at Boise State (L, 28-27)**FIELD GOAL BLOCKED FOR A TOUCHDOWN:**

BYU: 2001, R. Denney at SDSU (W, 59-21)

FIELD GOALS 4 OR MORE CONVERTED:BYU: 2018, S. Southam 4 vs. Arizona (W, 28-23)
Opp: 2017, M. Gay 4 vs. Utah (L, 19-13)**FIELD GOAL GAME-WINNING:**BYU: 2018, vs. Wisconsin (W, 24-21)
Opp: 2006, at Arizona (L, 16-13)**PAT 10 OR MORE CONVERTED:**BYU: 2001, M. Payne 10 vs. Tulane (W, 70-35)
2015, T. Samson 10 vs. Wagner (W, 70-6)**BLOCKED A PAT:**BYU: 2015, L. Taele, vs. Wagner (W 70-6)
Opp: 2012, B. Yap vs. Hawaii (W, 47-0)**TWO-POINT PAT WAS CONVERTED:**BYU: 2018, T. Mangum pass to M. Simon, Cal (L, 21-18)
Opp: 2016, Roberts pass Woodside, Toledo (W 55-53)**KICKOFF RETURN TEAM 150 YARDS OR MORE:**BYU: 2011, 167 vs. TCU (L, 38-28)
Opp: 2014, 166 vs. Memphis (L, 55-48 20T)**KICKOFF RETURN 100 TOTAL YARDS OR MORE:**BYU: 2016, A. Hifo 148 vs. Toledo (W, 55-53)
Opp: 2015, D. Fuller 114 at UCLA (L, 24-23)**KICKOFF RETURN 50-99 YARDS:**BYU: 2016, A. Hifo 66 vs. Wyoming (W, 24-21)
Opp: 2018, J. Augafa 89 vs. Hawai'i (W, 49-23)**KICKOFF RETURN 100 YARDS:**

BYU: 1996, J. Dye vs. UTEP (W, 40-18)

KICKOFF RETURN FOR A TOUCHDOWN:BYU: 2014, A. Hine vs. UVa (W, 41-33)
Opp: 2013, J. Ross vs. Washington (L, 31-16)**PUNT RETURN TEAM 100 YARDS OR MORE:**

BYU: 2013, 107 vs. Mid. Tenn. (W, 37-10)

PUNT RETURN FOR A TD:BYU: 2013, J. Falslev vs. MTSU (W, 37-10)
Opp: 2001, C. Owens at Hawai'i (L, 72-45)**PUNT WAS BLOCKED:**BYU: 2016, by M. Unga vs. UMass (W, 51-9)
Opp: 2015, by T. Hlcks vs. ECU (W, 45-38)**PUNT BLOCKED FOR A TOUCHDOWN:**BYU: 2004, by G. Lovely at Air Force (W, 41-24)
Opp: 2015, by T. Hlcks (rec. by Y. Bowden for TD) vs. ECU (W, 45-38)**PUNT 60-69 YARDS:**BYU: 2016, J. Linehan 62 vs. Mississippi State (W, 28-21)
Opp: 2015, S. Geraci 61 vs. Cincinnati (W, 38-24)**PUNT 70-79 YARDS:**BYU: 2015, J. Linehan 77 at Nebraska (W, 33-28.
Opp: 2011, T. Campbell 73 at Ole Miss (W, 14-13)**PUNT 80 YARDS OR MORE:**

BYU: 2014, S. Arellano 81 at Middle Tennessee (W, 27-7)

PUNT AVERAGE 50 OR MORE (min. 3):BYU: 2015, J. Linehan 51.0 at Nebraska (W, 33-28)
Opp: 2014, A. Vozenilek 50.7 vs. UVa (W, 41-33)**DID NOT PUNT DURING ENTIRE GAME:**

BYU: 2015, vs. Wagner (W 70-6)

GENERAL**DEFEATED A RANKED OPPONENT:**BYU: 2018, vs. No. 6 Wisconsin (W, 24-21)
Opp: 2018, at Washington (L, 35-7)**THE LAST TIME OVERTIME WAS PLAYED:**

BYU: 2016, vs. Mississippi State (W, 28-21 20T)

TEAM WAS AHEAD AT HALF AND LOST:BYU: 2018, vs. Northern Illinois (ahead 3-0, lost 7-6)
Opp: 2016, vs. Mississippi State (ahead 14-7, lost 28-21)**SHUTOUT BY OPPONENT IN FIRST HALF:**BYU: 2018, at Washington (L, 35-7)
Opp: 2018, vs. Northern Illinois (L, 7-6)**SHUTOUT BY OPPONENT IN SECOND HALF:**BYU: 2017, vs. Boise State (L, 24-7)
Opp: 2018, vs. McNeese (W, 30-3)**SHUTOUT BY OPPONENT:**BYU: 2017, vs. LSU (L, 27-0)
Opp: 2014, Savannah State (W 64-0)**PENALTIES 10 OR MORE:**BYU: 2018, 10 at Arizona (W, 28-23)
Opp: 2018, 10 vs. Northern Illinois (L, 7-6)**PENALTY YARDS 100 OR MORE:**BYU: 2016, 112 at Utah (L, 19-20)
Opp: 2018, 125 vs. USU (L, 45-20)**PENALTIES 1 OR LESS:**BYU: 2017, at Hawaii (W 30-20)
Opp: 2018: at UMass (W, 35-16)**NO TURNOVERS:**BYU: 2018, at Wisconsin (W 24-21)
Opp: 2018, vs. Northern Illinois (L 7-6)**TIME OF POSSESSION 40 MINUTES OR MORE:**BYU: 2015, 40:37 at UCLA (L, 24-23)
Opp: 2017, 40:09 vs. Wisconsin (L 40-6)

Quickie Statistics (Final)
BYU vs Arizona (09/01/18 at Tucson, Ariz.)

		BYU		ARIZ	
Score		24	98	3	9
FIRST DOWNS		23	22		
RUSHES-YARDS (NET)		43-183	35-129		
PASSING YDS (NET)		209	197		
Passes Att-Comp-Int		28-18-0	34-17-0		
TOTAL OFFENSE PLAYS-YARDS		71-392	69-326		
Fumble Returns-Yards		0-0	0-0		
Punt Returns-Yards		3-45	0-0		
Kickoff Returns-Yards		0-0	3-71		
Interception Returns-Yards		0-0	0-0		
Punts (Number-Avg)		4-40.0	5-45.6		
Fumbles-Lost		0-0	0-0		
Penalties-Yards		10-94	4-26		
Possession Time		36:33	23:27		
Third-Down Conversions		5 of 12	6 of 15		
Fourth-Down Conversions		1 of 2	2 of 2		
Red-Zone Scores-Chances		3-3	4-4		

		BYU		ARIZ	
Rushing		No.	Gain	Loss	Net
CANADA, Squally	24	98	3	9	4.1
KATO, Lopini	8	40	1	39	10.4
HIFO, Alea	4	19	0	19	9.4
COLLIE, Dylan	1	13	0	13	13.0

		BYU		ARIZ	
Passing		C-A-I	Yds	TD	Long
MANGUM, Tanner	18-28-0	209	1	30	0

		BYU		ARIZ	
Receiving		No.	Yards	TD	Long
LAULU-PUTUTAU,M	3	24	0	10	
LAULU, Neil	3	10	0	4	
HIFO, Alea	2	36	0	30	
CANADA, Squally	2	29	0	15	

		BYU		ARIZ	
Punting		No.	Yds	Avg	Long
ALMOND, Rhett	4	160	40.0	44	1

		BYU		ARIZ	
Punt Returns		No.	Yards	TD	Long
SHELTON, Michael	3	45	0	37	

		BYU		ARIZ	
Kick Returns		No.	Yards	TD	Long

		BYU		ARIZ	
Tackles		UA-A	Total	Sacks	TFL
KAUFUSI, Corbin	7-0	7	1.0	2.0	
PAUUI, Butch	7-0	7	0.0	0.0	
WILCOX, Chris	5-0	5	0.0	0.0	
ANDERSON, Zayne	3-2	5	0.0	0.0	

		BYU		ARIZ	
Qtr		Time	Scoring Play	V-H	
2nd	09:58	BYU - CANADA, Squally 1 yd run (SOUTHAM, Skyler kick), 9:59 4:38	7 - 0		
	05:39	ARIZ - Havraski, L. 24 yd field goal, 12:71 4:13	7 - 3		
	00:50	ARIZ - Ellison, T. 15 yd pass from Tate, K. (Havraski, L. kick), 9:77 2:29	7 - 10		
3rd	08:25	BYU - BUSHMAN, Matt 24 yd pass from MANGUM, Tanner (SOUTHAM, Skyler kick), 10:75 6:35	14 - 10		
	04:29	BYU - CANADA, Squally 1 yd run (SOUTHAM, Skyler kick), 9:58 2:35	21 - 10		
	01:07	BYU - CANADA, Squally 2 yd run (SOUTHAM, Skyler kick), 5:36 2:14	28 - 10		
4th	13:29	ARIZ - Tate, K. 2 yd run (Havraski, L. kick), 9:75 2:31	28 - 17		
	03:20	ARIZ - Taylor, J.J. 1 yd run (Tate, K. pass failed), 8:67 1:28	28 - 23		

Quickie Statistics (Final)
CAL vs BYU (Sep 08, 2018 at Provo, Utah)

		CAL		BYU	
Score		21	18		
FIRST DOWNS		22	17		
RUSHES-YARDS (NET)		38-172	33-91		
PASSING YDS (NET)		214	196		
Passes Att-Comp-Int		35-23-1	41-22-2		
TOTAL OFFENSE PLAYS-YARDS		73-386	74-287		
Fumble Returns-Yards		0-1	1-36		
Punt Returns-Yards		2-1	3-4		
Kickoff Returns-Yards		4-63	1-17		
Interception Returns-Yards		2-20	1-15		
Punts (Number-Avg)		6-42.5	6-44.3		
Fumbles-Lost		2-2	1-0		
Penalties-Yards		9-65	7-65		
Possession Time		30:42	29:18		
Third-Down Conversions		8 of 15	6 of 17		
Fourth-Down Conversions		1 of 2	1 of 3		
Red-Zone Scores-Chances		1-2	2-3		

		CAL		BYU	
Rushing		No.	Gain	Loss	Net
Mclwain, Brand	16	74	0	74	4.6
Garbers, Chase	5	45	0	45	9.0
Laird, Patrick	10	32	2	30	10.3
Noa, Kanawai	2	11	0	11	6.5

		CAL		BYU	
Passing		C-A-I	Yds	TD	Long
Garbers, Chase	18-28-1	176	2	52	0
Mclwain, Brand	5-7-0	38	0	12	0

		CAL		BYU	
Receiving		No.	Yards	TD	Long
Noa, Kanawai	7	93	1	52	
Laird, Patrick	7	53	1	25	
Wharton III, Vi	4	24	0	12	
Duncan, Jordan	2	30	0	25	

		CAL		BYU	
Punting		No.	Yds	Avg	Long
Coutts, Steven	6	255	42.5	48	3

		CAL		BYU	
Punt Returns		No.	Yards	TD	Long
Wharton III, Vi	2	1	0	2	

		CAL		BYU	
Kick Returns		No.	Yards	TD	Long
Davis, Ashtyn	3	63	0	26	
Hawkins, Jaylin	1	0	0	0	

		CAL		BYU	
Tackles		UA-A	Total	Sacks	TFL
Kinaszyk, Jorda	10-2	12	0.0	0.0	
Weaver, Evan	7-5	12	0.0	0.0	
Hicks, Elijah	4-3	7	0.0	2.0	
Davis, Ashtyn	4-1	5	0.0	0.0	

		CAL		BYU	
Qtr		Time	Scoring Play	V-H	
1st	01:46	CAL - Laird, Patrick 25 yd pass from Garbers, Chase (Thomas, Greg kick), 11:80 4:31	7 - 0		
2nd	07:53	BYU - SOUTHAM, Skyler 36 yd field goal, 13:67 6:15	7 - 3		
3rd	12:10	CAL - Noa, Kanawai 52 yd pass from Garbers, Chase (Thomas, Greg kick), 7:29 2:44	14 - 3		
	10:07	BYU - GHANWOLOKU, Dayan 36 yd fumble recovery (SOUTHAM, Skyler kick)	14 - 10		
4th	13:42	CAL - Mclwain, Brand 2 yd run (Thomas, Greg kick), 11:85 4:57	21 - 10		
	00:51	BYU - EL-BAKRI, Brayden 1 yd pass from MANGUM, Tanner (SIMON, Micah pass from MANGUM, Tanner)	21 - 18		

Quickie Statistics (Final)
BYU vs #6 Wisconsin (Sep 15, 2018 at Madison, Wis)

		BYU		WIS	
Score		24	21		
FIRST DOWNS		14	20		
RUSHES-YARDS (NET)		28-191	43-204		
PASSING YDS (NET)		120	190		
Passes Att-Comp-Int		23-13-0	28-18-1		
TOTAL OFFENSE PLAYS-YARDS		51-311	71-394		
Fumble Returns-Yards		0-0	0-0		
Punt Returns-Yards		0-0	1-1		
Kickoff Returns-Yards		0-0	4-84		
Interception Returns-Yards		1-12	0-0		
Punts (Number-Avg)		4-48.2	4-43.0		
Fumbles-Lost		0-0	0-0		
Penalties-Yards		4-36	6-33		
Possession Time		25:40	34:20		
Third-Down Conversions		3 of 9	4 of 13		
Fourth-Down Conversions		0 of 0	2 of 3		
Red-Zone Scores-Chances		2-2	3-3		

		BYU		WIS	
Rushing		No.	Gain	Loss	Net
CANADA, Squally	11	121	3	118	10.7
HIFO, Alea	5	45	0	45	9.0
BURT, Riley	2	14	0	14	13.0
COLLIE, Dylan	2	14	0	14	7.0

		BYU		WIS	
Passing		C-A-I	Yds	TD	Long
MANGUM, Tanner	12-22-0	89	0	21	1
HIFO, Alea	1-1-0	31	1	31	0

		BYU		WIS	
Receiving		No.	Yards	TD	Long
LAULU-PUTUTAU,M	3	33	1	31	
HIFO, Alea	3	32	0	18	
COLLIE, Dylan	3	15	0	8	
ROMNEY, Gunner	2	21	0	11	

		BYU		WIS	
Punting		No.	Yds	Avg	Long
ALMOND, Rhett	4	193	48.2	50	2

		BYU		WIS	
Punt Returns		No.	Yards	TD	Long

		BYU		WIS	
Kick Returns		No.	Yards	TD	Long

		BYU		WIS	
Tackles		UA-A	Total	Sacks	TFL
TAKITAKI, Sione	8-5	13	1.0	2.0	
ANDERSON, Zayne	5-6	11	0.0	0.0	
WILCOX, Chris	6-3	9	0.0	0.0	
PULSIPHER, Adam	3-5	8	0.0	0.0	

		BYU		WIS	
Qtr		Time	Scoring Play	V-H	
1st	07:12	WIS - Deal, Taiwan 2 yd run (Gaglianone, R. kick), 8:61 3:58	0 - 7		
	04:02	BYU - CANADA, Squally 3 yd run (SOUTHAM, Skyler kick), 6:75 3:10	7 - 7		
2nd	12:17	BYU - LAULU-PUTUTAU, Moroni 31 yd pass from HIFO, Alea (SOUTHAM, Skyler kick), 10:89 4:4	14 - 14		
	01:17	BYU - Ingold, Alec 2 yd run (Gaglianone, R. kick), 10:65 4:38	14 - 14		
3rd	09:54	BYU - CANADA, Squally 2 yd run (SOUTHAM, Skyler kick), 6:27 2:11	21 - 14		
4th	12:43	WIS - Deal, Taiwan 5 yd run (Gaglianone, R. kick), 10:82 4:31	21 - 21		
	09:58	BYU - SOUTHAM, Skyler 45 yd field goal, 5:47 2:45	24 - 21		

Quickie Statistics (Final)
McNeese vs BYU (Sep 22, 2018 at Provo, Utah)

		MCN		BYU	
Score		3	18		
FIRST DOWNS		10	30		
RUSHES-YARDS (NET)		28-73	42-161		
PASSING YDS (NET)		134	130		
Passes Att-Comp-Int		26-18-2	27-16-0		
TOTAL OFFENSE PLAYS-YARDS		54-207	69-291		
Fumble Returns-Yards		0-0	1-0		
Punt Returns-Yards		2-17	2-29		
Kickoff Returns-Yards		2-37	0-0		
Interception Returns-Yards		0-0	2-39		
Punts (Number-Avg)		4-46.0	4-43.0		
Fumbles-Lost		3-2	2-1		
Penalties-Yards		10-70	5-56		
Possession Time		27:33	32:27		
Third-Down Conversions		0 of 10	7 of 16		
Fourth-Down Conversions		1 of 2	0 of 1		
Red-Zone Scores-Chances		1-2	5-6		

		MCN		BYU	
Rushing		No.	Gain	Loss	Net
Hamm, David	8	29	0	29	3.6
Pratt, Justin	8	28	0	28	3.5
Orgeron, Cody	5	25	11	14	14.8
Ross, Ryan	4	13	0	13	6.2

		MCN		BYU	
Passing		C-A-I	Yds	TD	Long
Tabary, James	14-21-1	121	0	39	1
Orgeron, Cody	4-5-1	13	0	9	1

		MCN		BYU	
Receiving		No.	Yards	TD	Long
Orgeron, Parker	4	15	0	9	
Sutton, Cyron	3	72	0	39	
Highshaw, Kylon	2	23	0	18	
Briscoe, Mac	2	3	0	3	

Quickie Statistics (Final)
BYU vs Washington (09/29/18 at Seattle, Wash.)

Quickie Statistics (Final)
Utah State vs BYU (Oct 05, 2018 at Provo, Utah)

	BYU	WASH
Score	7	35
FIRST DOWNS	7	27
RUSHES-YARDS (NET)	28-94	37-211
PASSING YDS (NET)	160	277
Passes Att-Comp-Int	21-18-0	25-29-0
TOTAL OFFENSE PLAYS-YARDS	49-194	62-488
Fumble Returns-Yards	0-0	0-0
Punt Returns-Yards	0-0	3-16
Kickoff Returns-Yards	1-16	0-0
Interception Returns-Yards	0-0	0-0
Punts (Number-Avg)	6-38.8	1-40.0
Fumbles-Lost	3-1	2-1
Penalties-Yards	5-40	5-40
Possession Time	28:53	31:07
Third-Down Conversions	5 of 14	9 of 12
Fourth-Down Conversions	1 of 1	0 of 0
Red-Zone Scores-Chances	1-2	5-7

	USU	BYU
Score	45	20
FIRST DOWNS	19	23
RUSHES-YARDS (NET)	42-223	16-39
PASSING YDS (NET)	165	322
Passes Att-Comp-Int	28-18-0	49-30-1
TOTAL OFFENSE PLAYS-YARDS	70-388	65-361
Fumble Returns-Yards	0-0	0-0
Punt Returns-Yards	0-0	2-15
Kickoff Returns-Yards	3-57	4-78
Interception Returns-Yards	1-56	0-0
Punts (Number-Avg)	5-42.8	5-40.8
Fumbles-Lost	0-0	2-2
Penalties-Yards	12-125	6-50
Possession Time	31:12	28:48
Third-Down Conversions	5 of 12	1 of 9
Fourth-Down Conversions	1 of 1	0 of 2
Red-Zone Scores-Chances	5-5	3-3

BYU						Washington					
Player	No.	Gain	Loss	Net	TD	Player	No.	Gain	Loss	Net	TD
Rushing						Rushing					
KATOA, Lopini	8	21	1	20	1	Almond, Rhett	10	35	0	35	2
CANADA, Squally	7	15	2	13	0	Coekin, Myles	14	82	1	81	1
HIFU, Alewa	4	12	3	9	0	Thomas	1	22	0	22	0
HUKI, Elio	4	10	1	9	0	McGraw, Sean	3	12	3	9	0
Passing						Passing					
MANGUM, Tanner	21-18-0	160	0	59	2	Browning, Jake	23-25-0	277	1	30	1
Receiving						Receiving					
KATOA, Lopini	7	65	0	65	2	Fulker, Aaron	5	107	0	107	1
HIFU, Alewa	3	22	0	22	0	Sample, Drew	5	37	1	36	0
BUSHMAN, Matt	2	47	0	47	0	Hensell, A.	4	62	0	62	0
MILNE, Dax	2	16	0	16	0	Fennell, Quentin	2	24	0	24	0
Punting						Punting					
ALMONG, Stan	3	195	39.0	45	0	Whitsett, Jami	1	40	40.0	40	1
JONES, Danny	1	36	36.0	36	0	Punt Returns					
Punt Returns						Punt Returns					
Kick Returns						Kick Returns					
HIFU, Alewa	1	16	0	16	0	Kick Returns					
Tackles						Tackles					
LEE, Austin	5-2	7	0.0	0.0	0.0	INGRAM, J.	6-0	6	0.0	0.0	0.0
FAITU, Heale	3-4	7	0.0	0.5	0.0	WOODWARD, D.	4-2	6	0.0	1.0	0.0
TAKITAKI, Sione	5-1	6	0.0	0.0	0.0	BOND, SHAQ	4-0	4	0.0	0.0	0.0
WARMEK, Tony	2-3	5	0.0	0.0	0.0	WADE, AARON	3-1	4	0.0	0.0	0.0

Utah State						BYU					
Player	No.	Gain	Loss	Net	TD	Player	No.	Gain	Loss	Net	TD
Rushing						Rushing					
THOMPSON, D.	17	110	1	109	0	WILSON, Zach	2	26	1	25	0
BRIGHT, GEROLD	14	62	1	61	0	KATOA, Lopini	8	24	0	24	0
VAUGHNS, AAREN	1	36	0	36	0	HIFO, Alewa	1	3	0	3	0
LOVE, JORDAN	3	8	0	8	1	SIMON, Micah	1	3	0	3	0
Passing						Passing					
LOVE, JORDAN	18-28-0	165	4	40	0	MANGUM, Tanner	27-45-1	270	2	46	1
Receiving						Receiving					
GREENE, JALEN	5	53	1	52	0	KATOA, Lopini	6	21	1	20	0
THOMPSON, D.	3	22	0	22	0	SHUMWAY, Talon	5	110	0	110	0
VAUGHNS, AAREN	3	21	0	21	0	BUSHMAN, Matt	4	78	0	78	0
TARVER, R.	3	18	2	16	0	MILNE, Dax	4	27	0	27	0
Punting						Punting					
HINTZE, TAYLOR	5	214	42.8	50	2	ALMONG, Rhett	3	126	42.0	51	1
JONES, Danny	1	40	40.0	40	1	JONES, Danny	2	78	39.0	43	1
Punt Returns						Punt Returns					
Kick Returns						Kick Returns					
BRIGHT, GEROLD	3	57	0	57	0	HIFO, Alewa	4	78	0	78	0
Tackles						Tackles					
INGRAM, J.	6-0	6	0.0	0.0	0.0	TAKITAKI, Sione	6-3	9	0.0	0.0	0.0
WOODWARD, D.	4-2	6	0.0	1.0	0.0	ANDERSON, Zyane	6-2	8	0.0	0.0	0.0
BOND, SHAQ	4-0	4	0.0	0.0	0.0	LEE, Austin	5-0	5	0.0	0.0	0.0
WADE, AARON	3-1	4	0.0	0.0	0.0	SHELTON, Michael	4-1	5	0.0	1.0	0.0

Quickie Statistics (Final)
Hawaii vs BYU (Oct 13, 2018 at Provo, Utah)

Quickie Statistics (Final)
Northern Illinois vs BYU (Oct 27, 2018 at Provo, Utah)

	UH	BYU
Score	23	49
FIRST DOWNS	18	26
RUSHES-YARDS (NET)	28-63	47-280
PASSING YDS (NET)	248	194
Passes Att-Comp-Int	38-22-1	24-16-1
TOTAL OFFENSE PLAYS-YARDS	66-311	71-474
Fumble Returns-Yards	0-0	0-0
Punt Returns-Yards	1-1	3-23
Kickoff Returns-Yards	5-89	3-55
Interception Returns-Yards	1-4	1-36
Punts (Number-Avg)	4-44.2	3-38.0
Fumbles-Lost	3-1	0-0
Penalties-Yards	4-25	6-55
Possession Time	42:50	32:10
Third-Down Conversions	3 of 13	5 of 11
Fourth-Down Conversions	2 of 4	2 of 2
Red-Zone Scores-Chances	4-4	5-6

	NIU	BYU
Score	7	6
FIRST DOWNS	11	17
RUSHES-YARDS (NET)	36-89	37-93
PASSING YDS (NET)	115	208
Passes Att-Comp-Int	21-10-0	30-18-1
TOTAL OFFENSE PLAYS-YARDS	57-204	67-201
Fumble Returns-Yards	0-0	0-0
Punt Returns-Yards	1-3	4-9
Kickoff Returns-Yards	1-14	1-36
Interception Returns-Yards	1-4	0-0
Punts (Number-Avg)	9-46.8	7-42.0
Fumbles-Lost	0-0	1-0
Penalties-Yards	10-80	7-52
Possession Time	25:12	34:48
Third-Down Conversions	3 of 14	3 of 15
Fourth-Down Conversions	0 of 1	1 of 2
Red-Zone Scores-Chances	1-1	2-2

Hawaii						BYU					
Player	No.	Gain	Loss	Net	TD	Player	No.	Gain	Loss	Net	TD
Rushing						Rushing					
FURUTA, Dayton	10	32	4	28	1	HADLEY, Matt	9	91	0	91	1
MCDONALD, Cole	13	45	23	22	0	KATOA, Lopini	16	85	2	83	1
HOLLY III, F.	2	8	0	8	0	BURT, Riley	9	59	0	59	1
DALE, Elijah	3	5	0	5	0	WILSON, Zach	6	30	14	16	1
Passing						Passing					
MCDONALD, Cole	22-38-1	248	2	42	4	WILSON, Zach	16-24-1	194	3	26	3
Receiving						Receiving					
URSUA, John	9	89	1	88	2	HIFO, Alewa	3	45	1	44	0
BYRD, Cedric	6	80	0	80	0	SHUMWAY, Talon	3	32	0	32	0
ARMSTRONG-BRO	4	43	0	43	0	ROMNEY, Gunner	2	39	1	38	0
WARD, JoJo	2	16	0	16	0	BUSHMAN, Matt	2	20	0	20	1
Punting						Punting					
GAUDION, Stan	4	177	44.2	45	1	ALMONG, Rhett	2	84	42.0	42	0
JONES, Danny	1	30	30.0	30	0	JONES, Danny	1	30	30.0	30	0
Punt Returns						Punt Returns					
AUGAFA, Justice	1	1	0	1	0	SHELTON, Michael	2	13	0	7	0
HIFO, Alewa	1	10	0	10	0	HIFO, Alewa	1	10	0	10	0
Kick Returns						Kick Returns					
AUGAFA, Justice	5	89	0	89	2	ALLGEBER, Tyler	1	21	0	21	0
JACOBSON, Tanner	1	10	0	10	0	JACOBSON, Tanner	1	10	0	10	0
Tackles						Tackles					
TAVAI, Jahlan	8-3	11	1.0	1.0	1.0	KAUFUSI, Corbin	7-1	8	2.0	2.0	2.0
PAVHI, Penei	6-0	6	0.0	0.0	0.0	KAUFUSI, Isaiah	5-2	7	1.0	1.0	1.0
FORD, Eugene	5-0	5	0.0	0.0	0.0	TAKITAKI, Sione	3-3	6	0.0	0.0	0.0

Northern Illinois						BYU					
Player	No.	Gain	Loss	Net	TD	Player	No.	Gain	Loss	Net	TD
Rushing						Rushing					
HARBISON, Tre	11	54	0	54	0	HADLEY, Matt	9	38	0	38	0
CHILDERS, Marcu	13	36	17	19	1	CANADA, Squally	10	32	0	32	0
JONES, Marcus	2	11	0	11	0	HIFO, Alewa	2	10	0	10	0
NETTLES, Jordan	4	11	2	9	0	WILSON, Zach	11	31	24	7	0
Passing						Passing					
CHILDERS, Marcu	10-21-0	115	0	29	2	WILSON, Zach	18-30-1	208	0	42	5
Receiving						Receiving					
WESLEY, Janan	4	70	0	70	29	BUSHMAN, Matt	3	63	0	63	0
TEARS, Spencer	3	34	0	34	0	SHUMWAY, Talon	3	52	0	52	0
BROWN, D.J.	1	7	0	7	0	HOLKER, Dallin	2	23	0	23	0
JONES, Marcus	1	2	0	2	0	SIMON, Micah	2	21	0	14	0
Punting						Punting					
FERENCE, Matt	9	421	46.8	56	3	ALMONG, Rhett	7	294	42.0	57	4
Punt Returns						Punt Returns					
TUCKER, Cole	1	3	0	3	0	SHELTON, Michael	4	9	0	6	0
Kick Returns						Kick Returns					
EMBRY, Jalen	1	14	0	14	0						

Quickie Statistics (Final)
BYU vs Boise State (Nov 03, 2018 at Boise, Idaho)

	BYU	BSU
Score	16	21
FIRST DOWNS	21	20
RUSHES-YARDS (NET)	26-96	37-113
PASSING YDS (NET)	292	214
Passes Att-Comp-Int	20-19-0	35-29-1
TOTAL OFFENSE PLAYS-YARDS	67-388	72-327
Turnovers	0-0	0-0
Punt Returns-Yards	1-11	0-0
Kickoff Returns-Yards	2-21	3-51
Interception Returns-Yards	1-31	0-0
Punts (Number-Avg)	2-32.5	3-39.3
Fumbles-Lost	3-3	1-1
Penalties-Yards	8-58	7-51
Possession Time	27:31	32:29
Third-Down Conversions	3 of 12	8 of 14
Fourth-Down Conversions	2 of 2	1 of 2
Red-Zone Scores-Chances	3-5	3-4

Quickie Statistics (Final)
BYU vs Massachusetts (11/10/18 at Foxborough, MA)

	BYU	UMASS
Score	35	16
FIRST DOWNS	19	15
RUSHES-YARDS (NET)	40-221	36-102
PASSING YDS (NET)	167	183
Passes Att-Comp-Int	23-14-0	33-23-0
TOTAL OFFENSE PLAYS-YARDS	63-388	69-285
Fumble Returns-Yards	0-0	0-0
Punt Returns-Yards	2-2	0-0
Kickoff Returns-Yards	1-16	3-20
Interception Returns-Yards	0-0	0-0
Punts (Number-Avg)	6-34.8	8-37.6
Fumbles-Lost	1-1	2-0
Penalties-Yards	2-20	1-10
Possession Time	27:28	32:32
Third-Down Conversions	6 of 12	5 of 15
Fourth-Down Conversions	0 of 0	0 of 1
Red-Zone Scores-Chances	5-6	3-4

BYU							Boise State							
Rushing	No.	Gain	Loss	Net	TD	Avg	Rushing	No.	Gain	Loss	Net	TD	Lg	Avg
HADLEY, Matt	11	35	0	35	0	3.2	MATTISON, Alex	25	89	0	89	1	11	3.6
WILSON, Zach	18	60	54	6	1	2.0	MAHDINE, Robert	5	24	0	24	0	9	4.8
COLLIE, Dylan	1	18	0	18	0	18.0	VAN BUREN, A.	1	0	1	0	1	0	0.0
CANADA, Squally	5	15	0	15	0	3.0	SHAKIR, Khalil	1	0	0	0	0	0	0.0
Fanning	C-A-I	Yds	TD	Long	Sacks		Fanning	C-A-I	Yds	TD	Long	Sacks		
WILSON, Zach	18-27-0	252	0	59	7		RYPHEN, Brent	23-35-1	214	1	31	2		
Tanen	0-1-0	0	0	0	0									
Receiving	No.	Yards	TD	Long			Receiving	No.	Yards	TD	Long			
COLLIE, Dylan	4	58	0	14			MATTISON, Alex	5	40	0	17			
SHUMWAY, Talon	3	62	0	42			KERHARDSON, AJ	4	29	1	20			
PAUFU, Neil	3	19	0	9			MAHDINE, Robert	5	17	0	8			
ROMNEY, Connor	2	22	0	18			SHAKIR, Khalil	5	15	0	9			
Punting	No.	Yds	Avg	Long	In20	TB	Punting	No.	Yds	Avg	Long	In20	TB	
ALMOND, Rhett	2	77	38.5	47	0	0	SKILLLEN, Quinn	3	118	39.3	49	1	0	
Punt Returns	No.	Yards	TD	Long			Punt Returns	No.	Yards	TD	Long			
SHELDON, Michael	1	11	0	11										
Kick Returns	No.	Yards	TD	Long			Kick Returns	No.	Yards	TD	Long			
BURT, Riley	1	19	0	13			HIGHTOWER, J.	2	25	0	15			
FINAU, Simon	1	8	0	12			SHAKIR, Khalil	1	26	0	26			
Tackles	UA-A	Total	Sacks	TFL			Tackles	UA-A	Total	Sacks	TFL			
TAKITAKI, Sione	4-7	11	0.0	0.0			WILLIAMS, Awey	4-3	7	0.0	0.0			
FUWILL, Riggs	4-5	7	0.0	1.0			WLAVER, Coak	4-3	7	2.0	2.5			
SHELDON, Michael	5-1	6	0.0	0.0			FRAZIER, Jahan	3-4	7	1.0	1.0			
TONGA, Klayvis	4-2	6	0.0	0.0			WHIMPEY, Riley	3-4	7	0.0	0.0			

BYU							Massachusetts								
Rushing	No.	Gain	Loss	Net	TD	Avg	Rushing	No.	Gain	Loss	Net	TD	Lg	Avg	
HADLEY, Matt	11	73	4	69	1	26	6.3	YOUNG, Marquis	19	54	3	51	1	12	2.7
WILSON, Zach	8	56	3	53	0	36	6.6	COMIS, Ross	13	46	17	29	1	12	2.2
CANADA, Squally	5	32	1	31	0	25	6.2	FREDERICKS, J.	4	25	3	22	0	15	5.5
BURT, Riley	3	31	0	31	0	20	10.3								
Passing	C-A-I	Yds	TD	Long	Sack		Passing	C-A-I	Yds	TD	Long	Sack			
WILSON, Zach	14-22-0	167	2	40	0		COMIS, Ross	23-33-0	183	0	23	4			
HADLEY, Matt	0-1-0	0	0	0	0										
Receiving	No.	Yards	TD	Long			Receiving	No.	Yards	TD	Long				
SHUMWAY, Talon	3	29	2	15			ISABELLA, Andy	10	85	0	23				
PAUFU, Neil	2	62	0	40			SIMON, Zak	3	20	0	19				
HADLEY, Matt	2	17	0	9			YOUNG, Marquis	3	16	0	6				
SIMON, Micah	2	11	0	7			DINGLE, Brennan	2	20	0	11				
Punting	No.	Yds	Avg	Long	In20	TB	Punting	No.	Yds	Avg	Long	In20	TB		
ALMOND, Rhett	6	209	34.8	39	2	0	GEORGIOPOULOS, G	6	231	38.5	54	0	0		
							REYNOLDS, T.	2	70	35.0	39	1	0		
Punt Returns	No.	Yards	TD	Long			Punt Returns	No.	Yards	TD	Long				
SHELDON, Michael	1	2	0	2											
SANDLIN, Rhett	1	0	0	0											
Kick Returns	No.	Yards	TD	Long			Kick Returns	No.	Yards	TD	Long				
HADLEY, Matt	1	16	0	16			YOUNG, Marquis	2	10	0	10				
							PALMER, Sadiq	1	10	0	10				
Tackles	UA-A	Total	Sacks	TFL			Tackles	UA-A	Total	Sacks	TFL				
TAKITAKI, Sione	7-7	14	0.0	2.0			BARR, Bryton	4-10	14	0.0	1.5				
KAUFUSI, Isiah	4-10	14	0.0	0.0			MCALLISTER, B.	5-4	9	0.0	0.5				
EL-BAKRI, Bracken	3-2	5	1.0	1.5			ADDO, Jarell	3-4	7	0.0	1.0				
POWELL, Riggs	2-3	5	0.0	0.5			MOSES, Lee	2-3	5	0.0	0.0				

Qtr	Time	Scoring Play	V-H
1st	09:27	BYU - MATTISON, Alex 3 yd run (HOGGARTH, Haden kick), 7-41 4:54	0 - 7
00:54	BSU - RICHARDSON, AJ 7 yd pass from RYPHEN, Brent (HOGGARTH, Haden kick), 11-69 4:59	0 - 14	
2nd	09:06	BYU - SOUTHAM, Skyler 26 yd field goal, 12-67 5:01	3 - 14
04:58	BYU - SOUTHAM, Skyler 43 yd field goal, 7--7 3:56	6 - 14	
3rd	09:46	BYU - WILSON, Zach 4 yd run (SOUTHAM, Skyler kick), 5-68 2:00	13 - 14
01:44	BSU - MATTISON, Alex 3 yd run (HOGGARTH, Haden kick), 16-79 8:02	13 - 21	
4th	06:32	BYU - SOUTHAM, Skyler 41 yd field goal, 12-62 4:35	16 - 21

Qtr	Time	Scoring Play	V-H
1st	07:57	UMASS - GARCIA, Cooper 20 yd field goal, 14-72 7:03	0 - 3
04:12	UMASS - YOUNG, Marquis 2 yd run (GARCIA, Cooper kick), 8-31 3:40	0 - 10	
02:33	BYU - SHUMWAY, Talon 4 yd pass from WILSON, Zach (SOUTHAM, Skyler kick), 4-69 1:39	7 - 10	
2nd	01:50	BYU - SHUMWAY, Talon 15 yd pass from WILSON, Zach (SOUTHAM, Skyler kick), 10-68 3:17	14 - 10
3rd	08:08	BYU - HADLEY, Matt 2 yd run (SOUTHAM, Skyler kick), 5-75 2:21	21 - 10
02:03	BYU - HIPO, Aleva 3 yd run (SOUTHAM, Skyler kick), 7-62 3:02	28 - 10	
4th	12:47	BYU - HIPO, Aleva 10 yd run (SOUTHAM, Skyler kick), 6-43 2:13	35 - 10
05:16	UMASS - COMIS, Ross 5 yd run (YOUNG, Marquis rush failed), 10-86 3:46	35 - 16	

BYU Combined Team Statistics (as of Nov 10, 2018)

All games

Date	Opponent	Score	Att.	Record:	Overall	Home	Away	Neutral		
09/01/18	at Arizona	W 28-23	51002	All games	5-5	2-3	3-2	0-0		
Sep 08, 201	CAL	L 18-21	52602	Conference	0-0	0-0	0-0	0-0		
Sep 15, 201	at #6 Wisconsin	W 24-21	80720	Non-Conference	5-5	2-3	3-2	0-0		
Sep 22, 201	MCNEESE	W 30-3	53223	Team Statistics					BYU	OPP
09/29/18	at Washington	L 7-35	70155	FIRST DOWNS			185	183		
Oct 05, 201	UTAH STATE	L 20-45	58087	Rushing			77	74		
Oct 13, 201	HAWAII	W 49-23	52354	Passing			92	94		
Oct 27, 201	NORTHERN ILLINOIS	L 6-7	51084	Penalty			16	15		
Nov 03, 201	at Boise State	L 16-21	35241	RUSHING YARDAGE			1389	1350		
# 11/10/18	at Massachusetts	W 35-16	14082	Rushing Attempts			352	359		
				Average Per Rush			3.9	3.8		
				Average Per Game			138.9	135.0		
				TDs Rushing			16	17		
				PASSING YARDAGE			1998	1942		
				Comp-Att-Int			184-295-5	196-304-6		
				Average Per Pass			6.8	6.4		
				Average Per Catch			10.9	9.9		
				Average Per Game			199.8	194.2		
				TDs Passing			12	11		
				TOTAL OFFENSE			3387	3292		
				Average Per Play			5.2	5.0		
				Average Per Game			338.7	329.2		
				KICK RETURNS: #-Yards			13-239	27-486		
				PUNT RETURNS: #-Yards			20-130	10-39		
				INT RETURNS: #-Yards			6-133	5-84		
				FUMBLES-LOST			13-8	13-7		
				PENALTIES-Yards			63-536	68-555		
				PUNTS-AVG			47-40.9	49-43.1		
				TIME OF POSSESSION/G			30:22	29:38		
				3RD-DOWN Conversions			44/127	51/133		
				4TH-DOWN Conversions			8/15	10/18		

Rushing	gp-gs	att	gain	loss	net	avg	td	lg	avg/g
CANADA, Squally	9-7	91	432	20	412	4.5	5	46	45.8
KATO, Lopini	10-2	57	274	6	268	4.7	4	16	26.8
HADLEY, Matt	9-3	44	270	6	264	6.0	2	39	29.3
BURT, Riley	7-0	28	143	3	140	5.0	1	20	20.0
WILSON, Zach	6-4	47	233	96	137	2.9	2	36	22.8
HIFO, Aleva	10-8	26	131	8	123	4.7	2	19	12.3
COLLIE, Dylan	10-0	9	64	6	58	6.4	0	18	5.8
ROMNEY, Gunner	9-4	3	19	1	18	6.0	0	14	2.0
ALLGEIER, Tyler	2-0	2	14	0	14	7.0	0	8	7.0
PAU'U, Neil	10-1	4	13	0	13	3.2	0	8	1.3
MILNE, Dax	8-3	5	14	6	8	1.6	0	8	1.0
HOGE, Beau	3-0	4	6	0	6	1.5	0	4	2.0
SIMON, Micah	9-2	4	17	12	5	1.2	0	8	0.6
HALL, Jaren	2-0	4	6	2	4	1.0	0	2	2.0
Total	10	352	1649	260	1389	3.9	16	46	138.9
Opponents	10	359	1520	170	1350	3.8	17	36	135.0

Passing	gp-gs	effic	comp	att	int	pct	yds	td	lg	avg/g
MANGUM, Tanner	6-6	115.40	112	182	3	61.5	1042	5	46	173.7
WILSON, Zach	6-4	146.92	70	109	2	64.2	885	6	59	147.5
PAU'U, Neil	10-1	436.00	1	1	0	100.	40	0	37	4.0
HIFO, Aleva	10-8	690.40	1	1	0	100.	31	1	31	3.1
Team	8-0	0.00	0	1	0	0.0	0	0	0	0.0
HADLEY, Matt	9-3	0.00	0	1	0	0.0	0	0	0	0.0
Total	10	129.30	184	295	5	62.4	1998	12	59	199.8
Opponents	10	126.13	196	304	6	64.5	1942	11	52	194.2

Receiving	gp-gs	no.	yds	avg	td	lg	avg/g
HIFO, Aleva	10-8	25	255	10.2	1	30	25.5
KATO, Lopini	10-2	20	114	5.7	1	27	11.4
SHUMWAY, Talon	10-7	19	313	16.5	3	46	31.3
BUSHMAN, Matt	10-5	16	310	19.4	1	39	31.0
LAULU-PUTUTAU,	5-4	14	120	8.6	1	31	24.0
COLLIE, Dylan	10-0	14	119	8.5	1	22	11.9
ROMNEY, Gunner	9-4	13	162	12.5	2	26	18.0
HOLKER, Dallin	10-1	13	115	8.8	1	25	11.5
PAU'U, Neil	10-1	11	117	10.6	0	40	11.7
SIMON, Micah	9-2	9	86	9.6	0	20	9.6
MILNE, Dax	8-3	9	64	7.1	0	9	8.0
EL-BAKRI, Brayden	8-1	6	44	7.3	1	16	5.5
HADLEY, Matt	9-3	5	86	17.2	0	59	9.6
DAVIS, Akile	10-1	4	47	11.8	0	16	4.7
CANADA, Squally	9-7	4	40	10.0	0	15	4.4
Total	10	184	1998	10.9	12	59	199.8
Opponents	10	196	1942	9.9	11	52	194.2

Field Goals	fg	pct.	01-19	20-29	30-39	40-49	50-99	lg	blk
SOUTHAM, Skyler	10-15	66.7	0-0	3-3	3-3	4-7	0-2	47	0

Scoring	td	fg	PAT				pts
			kick	rush	rcv	pass	
SOUTHAM, Skyler	-	10-15	26-27	-	-	-	56
CANADA, Squally	5	-	-	-	-	-	30
KATO, Lopini	5	-	-	-	-	-	30
SHUMWAY, Talon	3	-	-	-	-	-	18
HIFO, Aleva	3	-	-	-	-	-	18
ROMNEY, Gunner	2	-	-	-	-	-	12
HADLEY, Matt	2	-	-	-	-	-	12
WILSON, Zach	2	-	-	-	-	-	12
HOLKER, Dallin	1	-	-	-	-	-	6
BURT, Riley	1	-	-	-	-	-	6
GHANWOLOKU, D	1	-	-	-	-	-	6
EL-BAKRI, Brayden	1	-	-	-	-	-	6
COLLIE, Dylan	1	-	-	-	-	-	6
LAULU-PUTUTAU,	1	-	-	-	-	-	6
BUSHMAN, Matt	1	-	-	-	-	-	6
Total	29	10-15	27-28	-	1	1-1	233
Opponents	29	5-14	26-26	0-2	-	0-1	215

Score by Quarters	1st	2nd	3rd	4th	OT	Total
BYU	31	75	78	49	0	233
Opponents	62	41	63	49	0	215

#	Defensive Leaders	gp-gs	Tackles				tfl/yds	Sacks			Pass defense			Fumbles		blkd	
			ua	a	tot	td		no-yds	int-yds	brup	qbh	rcv-yds	ff	kick	saf		
16	TAKITAKI, Sione	10-10	52	30	82	6.0	18	1.0	0-9	3	3						
90	KAUFUSI, Corbin	10-10	32	17	49	9.5	55	8.5	5-11	2	1				1		
53	KAUFUSI, Isaiah	9-4	23	20	43	4.0	10	1.0	3	3							

Interceptions	no.	yds	avg	td	lg
LEE, Austin	1	36	36.0	0	36
KAUFUSI, Isaiah	1	15	15.0	0	15
ANDERSON, Zayne	1	12	12.0	0	12
SANDLIN, Rhett	1	20	20.0	0	20
JACOBSON, Tanne	1	19	19.0	0	19
SHELTON, Michael	1	31	31.0	0	31

Punting	no.	yds	avg	lg	tb	fc	i20	50+	blk
ALMOND, Rhett	41	169	41.3	57	1	13	12	7	0
JONES, Danny	6	227	37.8	43	0	2	2	0	0

Punt Returns	no.	yds	avg	td	lg
SHELTON, Michael	18	120	6.7	0	37
HIFO, Aleva	1	10	10.0	0	10
SANDLIN, Rhett	1	0	0.0	0	0
Total	20	130	6.5	0	37
Opponents	10	39	3.9	0	16

Kick Returns	no.	yds	avg	td	lg
HIFO, Aleva	7	135	19.3	0	25
ALLGEIER, Tyler	2	57	28.5	0	36
JACOBSON, Tanne	1	10	10.0	0	10
HADLEY, Matt	1	16	16.0	0	16
BURT, Riley	1	13	13.0	0	13
FINAU, Sione	1	8	8.0	0	12
Total	13	239	18.4	0	36
Opponents	27	486	18.0	0	26

All Purpose	g	rush	rcv	pr	kr	ir	total	avg/g
HIFO, Aleva	10	123	255	10	135	0	523	52.3
CANADA, Sq	9	412	40	0	0	0	452	50.2
KATO, Lopini	10	268	114	0	0	0	382	38.2
HADLEY, Mat	9	264	86	0	16	0	366	40.7
SHUMWAY, T	10	0	313	0	0	0	313	31.3
Total	10	1389	1998	130	239	133	3889	388.9
Opponents	10	1350	1942	39	486	84	3901	390.1

Total Offense	g	plays	rush	pass	total	avg/g
WILSON, Zach	6	156	137	885	1022	170.3
MANGUM, Tanner	6	195	44	1042	998	166.3
CANADA, Squally	9	91	412	0	412	45.8
KATO, Lopini	10	57	268	0	268	26.8
HADLEY, Matt	9	45	264	0	264	29.3
Total	10	647	1389	1998	3387	338.7
Opponents	10	663	1350	1942	3292	329.2

BYU Game Results (as of Nov 10, 2018)
All games

Date	Opponent	Score	Overall	Conference	Time	Attend
09/01/18	at Arizona	W 28-23	1-0	0-0	3:24	51002
Sep 08, 2018	CAL	L 18-21	1-1	0-0	3:29	52602
Sep 15, 2018	at #6 Wisconsin	W 24-21	2-1	0-0	3:07	80720
Sep 22, 2018	MCNEESE	W 30-3	3-1	0-0	3:03	53223
09/29/18	at Washington	L 7-35	3-2	0-0	2:52	70155
Oct 05, 2018	UTAH STATE	L 20-45	3-3	0-0	3:25	58087
Oct 13, 2018	HAWAII	W 49-23	4-3	0-0	3:27	52354
Oct 27, 2018	NORTHERN ILLINOIS	L 6-7	4-4	0-0	3:07	51084
Nov 03, 2018	at Boise State	L 16-21	4-5	0-0	3:27	35241
# 11/10/18	at Massachusetts	W 35-16	5-5	0-0	2:45	14082

BYU Overall Team Statistics (as of Nov 10, 2018)
All games

Team Statistics	BYU	OPP
SCORING	233	215
Points Per Game	23.3	21.5
Points Off Turnovers	58	35
FIRST DOWNS	185	183
Rushing	77	74
Passing	92	94
Penalty	16	15
RUSHING YARDAGE	1389	1350
Yards gained rushing	1649	1520
Yards lost rushing	260	170
Rushing Attempts	352	359
Average Per Rush	3.9	3.8
Average Per Game	138.9	135.0
TDs Rushing	16	17
PASSING YARDAGE	1998	1942
Comp-Att-Int	184-295-5	196-304-6
Average Per Pass	6.8	6.4
Average Per Catch	10.9	9.9
Average Per Game	199.8	194.2
TDs Passing	12	11
TOTAL OFFENSE	3387	3292
Total Plays	647	663
Average Per Play	5.2	5.0
Average Per Game	338.7	329.2
KICK RETURNS: #-Yards	13-239	27-486
PUNT RETURNS: #-Yards	20-130	10-39
INT RETURNS: #-Yards	6-133	5-84
KICK RETURN AVERAGE	18.4	18.0
PUNT RETURN AVERAGE	6.5	3.9
INT RETURN AVERAGE	22.2	16.8
FUMBLES-LOST	13-8	13-7
PENALTIES-Yards	63-536	68-555
Average Per Game	53.6	55.5
PUNTS-Yards	47-1922	49-2110
Average Per Punt	40.9	43.1
Net punt average	39.6	39.2
KICKOFFS-Yards	47-2828	44-2748
Average Per Kick	60.2	62.5
Net kick average	42.9	42.2
TIME OF POSSESSION/Game	30:22	29:38
3RD-DOWN Conversions	44/127	51/133
3rd-Down Pct	35%	38%
4TH-DOWN Conversions	8/15	10/18
4th-Down Pct	53%	56%
SACKS BY-Yards	18-112	21-145
MISC YARDS	40	0
TOUCHDOWNS SCORED	29	29
FIELD GOALS-ATTEMPTS	10-15	5-14
ON-SIDE KICKS	0-1	0-0
RED-ZONE SCORES	(31-38) 82%	(30-36) 83%
RED-ZONE TOUCHDOWNS	(24-38) 63%	(26-36) 72%
PAT-ATTEMPTS	(27-28) 96%	(26-26) 100%
ATTENDANCE	267350	251200
Games/Avg Per Game	5/53470	5/50240
Neutral Site Games		0/0

Score by Quarters	1st	2nd	3rd	4th	OT	Total
BYU	31	75	78	49	0	233
Opponents	62	41	63	49	0	215

BYU Overall Individual Statistics (as of Nov 10, 2018)
All games

Rushing	gp-gs	att	gain	loss	net	avg	td	lg	avg/g
CANADA, Squally	9-7	91	432	20	412	4.5	5	46	45.8
KATOA, Lopini	10-2	57	274	6	268	4.7	4	16	26.8
HADLEY, Matt	9-3	44	270	6	264	6.0	2	39	29.3
BURT, Riley	7-0	28	143	3	140	5.0	1	20	20.0
WILSON, Zach	6-4	47	233	96	137	2.9	2	36	22.8
HIFO, Aleva	10-8	26	131	8	123	4.7	2	19	12.3
COLLIE, Dylan	10-0	9	64	6	58	6.4	0	18	5.8
ROMNEY, Gunner	9-4	3	19	1	18	6.0	0	14	2.0
ALLGEIER, Tyler	2-0	2	14	0	14	7.0	0	8	7.0
PAU'U, Neil	10-1	4	13	0	13	3.2	0	8	1.3
MILNE, Dax	8-3	5	14	6	8	1.6	0	8	1.0
HOGE, Beau	3-0	4	6	0	6	1.5	0	4	2.0
SIMON, Micah	9-2	4	17	12	5	1.2	0	8	0.6
HALL, Jaren	2-0	4	6	2	4	1.0	0	2	2.0
CHRISTENSEN, Br	10-10	1	0	1	-1	-1.0	0	0	-0.1
Team	8-0	10	0	36	-36	-3.6	0	0	-4.5
MANGUM, Tanner	6-6	13	13	57	-44	-3.4	0	3	-7.3
Total	10	352	1649	260	1389	3.9	16	461	138.9
Opponents	10	359	1520	170	1350	3.8	17	361	135.0

Passing	gp-gs	effic	comp	att	in	pct	yds	td	lg	avg/g
MANGUM, Tanner	6-6	115.40	112	182	3	61.5	1042	5	46	173.7
WILSON, Zach	6-4	146.92	70	109	2	64.2	885	6	59	147.5
PAU'U, Neil	10-1	1436.00	1	1	0	100.	40	0	37	4.0
HIFO, Aleva	10-8	8690.40	1	1	0	100.	31	1	31	3.1
Team	8-0	0.00	0	1	0	0.0	0	0	0	0.0
HADLEY, Matt	9-3	0.00	0	1	0	0.0	0	0	0	0.0
Total	10	129.30	184	295	5	62.4	1998	12	59	199.8
Opponents	10	126.13	196	304	6	64.5	1942	11	52	194.2

Receiving	gp-gs	no.	yds	avg	td	lg	avg/g
HIFO, Aleva	10-8	25	255	10.2	1	30	25.5
KATOA, Lopini	10-2	20	114	5.7	1	27	11.4
SHUMWAY, Talon	10-7	19	313	16.5	3	46	31.3
BUSHMAN, Matt	10-5	16	310	19.4	1	39	31.0
LAULU-PUTUTAU,	5-4	14	120	8.6	1	31	24.0
COLLIE, Dylan	10-0	14	119	8.5	1	22	11.9
ROMNEY, Gunner	9-4	13	162	12.5	2	26	18.0
HOLKER, Dallin	10-1	13	115	8.8	1	25	11.5
PAU'U, Neil	10-1	11	117	10.6	0	40	11.7
SIMON, Micah	9-2	9	86	9.6	0	20	9.6
MILNE, Dax	8-3	9	64	7.1	0	9	8.0
EL-BAKRI, Brayde	8-1	6	44	7.3	1	16	5.5
HADLEY, Matt	9-3	5	86	17.2	0	59	9.6
DAVIS, Akile	10-1	4	47	11.8	0	16	4.7
CANADA, Squally	9-7	4	40	10.0	0	15	4.4
BURT, Riley	7-0	1	4	4.0	0	4	0.6
MANGUM, Tanner	6-6	1	2	2.0	0	2	0.3
Total	10	184	1998	10.9	12	59	199.8
Opponents	10	196	1942	9.9	11	52	194.2

Punt Returns	no.	yds	avg	td	lg
SHELTON, Michael	18	120	6.7	0	37
SANDLIN, Rhett	1	0	0.0	0	0
HIFO, Aleva	1	10	10.0	0	10
Total	20	130	6.5	0	37
Opponents	10	39	3.9	0	16

Interceptions	no.	yds	avg	td	lg
SANDLIN, Rhett	1	20	20.0	0	20
JACOBSON, Tann	1	19	19.0	0	19
SHELTON, Michael	1	31	31.0	0	31
LEE, Austin	1	36	36.0	0	36
KAUFUSI, Isaiah	1	15	15.0	0	15
ANDERSON, Zayn	1	12	12.0	0	12
Total	6	133	22.2	0	36
Opponents	5	84	16.8	1	56

Kick Returns	no.	yds	avg	td	lg
HIFO, Aleva	7	135	19.3	0	25
ALLGEIER, Tyler	2	57	28.5	0	36
HADLEY, Matt	1	16	16.0	0	16
JACOBSON, Tann	1	10	10.0	0	10
BURT, Riley	1	13	13.0	0	13
FINAU, Sione	1	8	8.0	0	12
Total	13	239	18.4	0	36
Opponents	27	486	18.0	0	26

Fumble Returns	no.	yds	avg	td	lg
TOFA, Alden	1	0	0.0	0	0
GHANWOLOKU, D	1	36	36.0	1	36
Total	2	36	18.0	1	36
Opponents	0	0	0.0	0	0

BYU Overall Individual Statistics (as of Nov 10, 2018)
All games

Scoring	td	fg	PAT				dx	saf	pts
			kick	rush	rcv	pass			
SOUTHAM, Skyler	-	10-15	26-27	-	-	-	-	-	56
KATOA, Lopini	5	-	-	-	-	-	-	-	30
CANADA, Squally	5	-	-	-	-	-	-	-	30
SHUMWAY, Talon	3	-	-	-	-	-	-	-	18
HIFO, Aleva	3	-	-	-	-	-	-	-	18
ROMNEY, Gunner	2	-	-	-	-	-	-	-	12
HADLEY, Matt	2	-	-	-	-	-	-	-	12
WILSON, Zach	2	-	-	-	-	-	-	-	12
HOLKER, Dallin	1	-	-	-	-	-	-	-	6
BUSHMAN, Matt	1	-	-	-	-	-	-	-	6
LAULU-PUTUTAU,	1	-	-	-	-	-	-	-	6
COLLIE, Dylan	1	-	-	-	-	-	-	-	6
GHANWOLOKU, D	1	-	-	-	-	-	-	-	6
EL-BAKRI, Brayde	1	-	-	-	-	-	-	-	6
BURT, Riley	1	-	-	-	-	-	-	-	6
SIMON, Micah	-	-	-	-	1	-	-	-	2
MIKKELSEN, Andr	-	-	1-1	-	-	-	-	-	1
MANGUM, Tanner	-	-	-	-	-	1-1	-	-	0
Total	29	10-15	27-28	-	1	1-1	-	-	233
Opponents	29	5-14	26-26	0-2	-	0-1	-	-	215

Total Offense	g	plays	rush	pass	total	avg/g
WILSON, Zach	6	156	137	885	1022	170.3
MANGUM, Tanner	6	195	-44	1042	998	166.3
CANADA, Squally	9	91	412	0	412	45.8
KATOA, Lopini	10	57	268	0	268	26.8
HADLEY, Matt	9	45	264	0	264	29.3
HIFO, Aleva	10	27	123	31	154	15.4
BURT, Riley	7	28	140	0	140	20.0
COLLIE, Dylan	10	9	58	0	58	5.8
PAU'U, Neil	10	5	13	40	53	5.3
ROMNEY, Gunner	9	3	18	0	18	2.0
ALLGEIER, Tyler	2	2	14	0	14	7.0
MILNE, Dax	8	5	8	0	8	1.0
HOGE, Beau	3	4	6	0	6	2.0
SIMON, Micah	9	4	5	0	5	0.6
HALL, Jaren	2	4	4	0	4	2.0
CHRISTENSEN, Br	10	1	-1	0	-1	-0.1
Team	8	11	-36	0	-36	-4.5
Total	10	647	1389	1998	3387	338.7
Opponents	10	663	1350	1942	3292	329.2

Field Goals	fg	pct.	01-19	20-29	30-39	40-49	50-99	lg	blk
SOUTHAM, Skyler	10-15	66.7	0-0	3-3	3-3	4-7	0-2	47	0

FG Sequence	BYU	Opponents
Arizona	-	43,(24)
CAL	(36)	-
Wisconsin	52,(45)	42
McNeese	(30),(22),(47)	(20),35,40
Washington	45	40,24
Utah State	43	(47)
Hawaii	-	(33)
Northern Illinois	(35),(22),51	41
Boise State	48,(26),(43),(41)	41
Massachusetts	-	(20),36

Punting	no.	yds	avg	lg	tb	fc	i2050+	blk
ALMOND, Rhett	41	169	41.3	57	1	13	12	7
JONES, Danny	6	227	37.8	43	0	2	2	0
Total	47	192	40.9	57	1	15	14	7
Opponents	49	211	43.1	66	3	15	16	10

Kickoffs	no.	yds	avg	tb	ob	retn	net ydIn
MIKKELSEN, Andr	45	275	61.3	13	3		
SOUTHAM, Skyler	2	69	34.5	0	0		
Total	47	282	60.2	13	3	18.0	42.9
Opponents	44	274	62.5	26	3	18.4	42.2

Numbers in (parentheses) indicate field goal was made.

BYU Overall Individual Statistics (as of Nov 10, 2018)
All games

All Purpose	g	rush	rcv	pr	kr	ir	total	avg/g
HIFO, Aleva	10	123	255	10	135	0	523	52.3
CANADA, Sq	9	412	40	0	0	0	452	50.2
KATOA, Lopi	10	268	114	0	0	0	382	38.2
HADLEY, Ma	9	264	86	0	16	0	366	40.7
SHUMWAY,	10	0	313	0	0	0	313	31.3
BUSHMAN,	10	0	310	0	0	0	310	31.0
ROMNEY, G	9	18	162	0	0	0	180	20.0
COLLIE, Dyla	10	58	119	0	0	0	177	17.7
BURT, Riley	7	140	4	0	13	0	157	22.4
SHELTON, M	10	0	0	120	0	31	151	15.1
WILSON, Zac	6	137	0	0	0	0	137	22.8
PAU'U, Neil	10	13	117	0	0	0	130	13.0
LAULU-PUT	5	0	120	0	0	0	120	24.0
HOLKER, Dal	10	0	115	0	0	0	115	11.5
SIMON, Mica	9	5	86	0	0	0	91	10.1
MILNE, Dax	8	8	64	0	0	0	72	9.0
ALLGEIER, T	2	14	0	0	57	0	71	35.5
DAVIS, Akile	10	0	47	0	0	0	47	4.7
EL-BAKRI, Br	8	0	44	0	0	0	44	5.5
LEE, Austin	9	0	0	0	0	36	36	4.0
JACOBSON,	8	0	0	0	10	19	29	3.6
SANDLIN, Rh	10	0	0	0	0	20	20	2.0
KAUFUSI, Is	9	0	0	0	0	15	15	1.7
ANDERSON,	4	0	0	0	0	12	12	3.0
FINAU, Sione	3	0	0	0	8	0	8	2.7
HOGGE, Beau	3	6	0	0	0	0	6	2.0
HALL, Jaren	2	4	0	0	0	0	4	2.0
CHRISTENS	10	-1	0	0	0	0	-1	-0.1
Team	8	-36	0	0	0	0	-36	-4.5
MANGUM, T	6	-44	2	0	0	0	-42	-7.0
Total	10	1389	1998	130	239	133	3889	388.9
Opponents	10	1350	1942	39	486	84	3901	390.1

BYU Overall Defensive Statistics (as of Nov 10, 2018)
All games

##	Defensive Leaders	gp-gs	Tackles				tfl/yds	Sacks no-yds	Pass defense			Fumbles		blkd	
			ua	a	tot				int-yds	brup	qbh	rcv-yds	ff	kick	saf
16	TAKITAKI, Sione	10-10	52	30	82	6.0-18	1.0-9	.	3	3	.	1	.	.	
90	KAUFUSI, Corbin	10-10	32	17	49	9.5-55	8.5-51	.	2	1	.	.	1	.	
53	KAUFUSI, Isaiah	9-4	23	20	43	4.0-10	1.0-3	1-15	3	.	1	.	.	.	
22	ANDERSON, Zayne	4-4	23	13	36	1.0-2	.	1-12	1	
11	LEE, Austin	9-9	21	13	34	1.0-8	.	1-36	1	.	1	.	.	.	
18	SHELTON, Michael	10-9	19	11	30	2.0-6	.	1-31	3	.	1	1	.	.	
3C	WILCOX, Chris	9-9	24	4	28	2.0-2	.	.	2	
95	TONGA, Khyiris	10-7	18	9	27	3.0-16	1.5-12	.	2	1	
5	GHANWOLOKU, Dayan	7-7	21	5	26	2.0-4	.	.	1	.	3-36	.	.	.	
44	POWELL, Riggs	10-3	14	11	25	1.5-3	
38	PAU'U, Butch	8-3	17	5	22	0.5-0	1	.	.	
93	EL-BAKRI, Bracken	9-7	12	8	20	1.5-4	1.0-3	1	.	.	
1D	WARNER, Troy	10-3	11	8	19	.	.	.	1	
41	PULSIPHER, Adam	10-2	6	11	17	.	.	.	1	
52	PILI, Trajan	10-8	12	5	17	1.0-4	1.0-4	.	1	2	
28	POWELL, Sawyer	10-0	12	4	16	1-0	.	.	.	
99	DAWE, Zac	10-1	9	3	12	3.0-10	1.0-8	
54	TALIAULI, Merrill	10-6	3	9	12	.	.	.	1	
25	JACOBSON, Tanner	8-0	7	4	11	.	.	1-19	
55	FAUATEA, Lorenzo	10-1	7	3	10	.	.	.	1	
91	TUIOTI-MARINER,	10-0	4	4	8	
46	SANDLIN, Rhett	10-0	8	.	8	3.0-12	2.0-11	1-20	.	.	1-0	.	.	.	
2	HADLEY, Matt	9-3	6	1	7	.	.	.	1	
13	SIMON, Micah	9-2	4	1	5	
35	EL-BAKRI, Brayden	8-1	5	.	5	
30	ELLIS, Keenan	9-0	5	.	5	
10	HERRON, Isaiah	4-0	2	2	4	
58	LEIATAUA, Uriah	6-0	1	3	4	.	.	.	1	
57	TOFA, Alden	6-0	1	2	3	1-0	.	.	.	
1C	MOORE, Malik	10-0	2	1	3	
24	KAFENTZIS, Austin	9-0	1	2	3	
36	MANDELL, D'Angelo	10-3	2	1	3	
3D	ARMSTRONG, Isaiah	10-0	2	1	3	
92	KAUFUSI, Devin	9-1	1	1	2	
97	CHAMBERS, Austin	3-0	.	2	2	
50	SAMPSON, Nate	6-0	1	1	2	1	.	.	
43	PRICE, Mitchell	8-0	1	.	1	
39	KAPISI, Jared	10-0	1	.	1	
89	BUSHMAN, Matt	10-5	1	.	1	
7X	LAULU-PUTUTAU,Moro	5-4	1	.	1	
23	FINAU, Sione	3-0	1	.	1	
7D	VICKERS, Jaylon	1-0	1	.	1	
47	KAUFUSI, Jackson	4-0	1	.	1	
27	FOWLER, Gavin	10-0	.	1	1	
98	HARRIS, Mitch	10-0	1-0	.	.	.	
Total		10	395	216	611	41-154	18-112	6-133	25	7	7-36	7	2	.	
Opponents		10	391	222	613	61-217	21-145	5-84	38	15	8-0	9	.	.	

BYU Team Game-by-Game (as of Nov 10, 2018)
All games

TEAM STATISTICS

Date	Opponent	Rushing				Receiving				Passing				Kick Returns				Punt Returns				tot off
		no.	yds	td	lg	no.	yds	td	lg	cmp	att	int	yds	td	lg	no.	yds	td	lg	no.	yds	
09/01/18	at Arizona	43	183	3	13	18	209	1	30	18-28-0	209	1	30	0	0	0	0	3	45	0	37	392
Sep 08	CAL	33	91	0	13	22	196	1	24	22-41-2	196	1	24	1	17	0	17	3	-4	0	0	287
Sep 15	at Wisconsin	28	191	2	46	13	120	1	31	13-23-0	120	1	31	0	0	0	0	0	0	0	0	311
Sep 22	MCNEESE	42	161	2	20	16	130	1	16	16-27-0	130	1	16	0	0	0	0	2	29	0	21	291
09/29/18	at Washington	28	34	1	6	18	160	0	39	18-21-0	160	0	39	1	16	0	16	0	0	0	0	194
Oct 05	UTAH STATE	16	39	0	26	30	322	3	46	30-49-1	322	3	46	4	78	0	25	2	15	0	8	361
Oct 13	HAWAII	47	280	4	39	16	194	3	26	16-24-1	194	3	26	3	55	0	24	3	23	0	10	474
Oct 27	NORTHERN ILLINOIS	37	93	0	13	18	208	0	42	18-30-1	208	0	42	1	36	0	36	4	9	0	6	301
Nov 03	at Boise State	38	96	1	23	19	292	0	59	19-29-0	292	0	59	2	21	0	13	1	11	0	11	388
11/10/18	at Massachusetts	40	221	3	36	14	167	2	40	14-23-0	167	2	40	1	16	0	16	2	2	0	2	388
BYU		352	1389	16	46	184	1998	12	59	184-295-5	1998	12	59	13	239	0	36	20	130	0	37	3387
		359	1350	17	36	196	1942	11	52	196-304-6	1942	11	52	27	486	0	26	10	39	0	16	3292

Games: 10 • Avg/rush: 3.9 • Avg/catch: 10.9 • Pass effic: 129.30 • KR avg: 18.4 • PR avg: 6.5 • All purpose avg/game: 388.9 • Total offense

Date	Opponent	Tackles				Sacks no-yds	Fumble		Pass Defense			blkd kick	PAT Attempts			off				
		ua	a	total	tfl-yds		ff	fr-yds	int-yds	qbh	brup		kick	rush	rcv	saf	t/o	pts		
09/01/18	at Arizona	43	10	53	2.0-16	1.0-12	0	0-0	0-0	0	5	1	4-4	0	0	0	0	0	0	28
Sep 08	CAL	48	16	64	3.0-4	0.0-0	1	2-36	1-15	1	5	0	1-1	0	1	0	0	7	18	
Sep 15	at Wisconsin	41	42	83	3.0-13	2.0-12	0	0-0	1-12	1	1	0	3-3	0	0	0	0	7	24	
Sep 22	MCNEESE	35	10	45	4.0-19	2.0-9	2	2-0	2-39	1	1	1	3-3	0	0	0	13	30		
09/29/18	at Washington	34	26	60	3.0-17	1.0-13	1	1-0	0-0	0	0	0	1-1	0	0	0	7	7		
Oct 05	UTAH STATE	52	8	60	3.0-4	0.0-0	0	0-0	0-0	2	2	0	2-3	0	0	0	0	20		
Oct 13	HAWAII	34	16	50	4.0-23	4.0-23	1	1-0	1-36	1	5	0	7-7	0	0	0	14	49		
Oct 27	NORTHERN ILLINOIS	36	8	44	6.0-21	2.0-11	0	0-0	0-0	1	1	0	0-0	0	0	0	0	6		
Nov 03	at Boise State	36	34	70	3.0-7	2.0-5	0	1-0	1-31	0	3	0	1-1	0	0	0	10	16		
11/10/18	at Massachusetts	36	46	82	10.0-30	4.0-16	2	0-0	0-0	0	2	0	5-5	0	0	0	0	35		
BYU		395	216	611	41.0-154	17.0-101	7	7-36	6-133	7	25	2	27-28	0	1	0	58	233		
		391	222	613	61.0-217	21.0-145	9	8-0	5-84	15	38	0	26-26	0	0	0	35	215		

Date	Opponent	Punting										Field Goals			Kickoffs				
		no.	yds	avg	long	blkd	tb	fc	50+	i20	md-att	long	blkd	no.	yds	avg	tb	ob	
09/01/18	at Arizona	4	160	40.0	44	0	0	2	0	1	0-0	0	0	5	324	64.8	2	0	
Sep 08	CAL	6	266	44.3	52	0	1	2	2	2	1-1	36	0	3	190	63.3	0	0	
Sep 15	at Wisconsin	4	193	48.2	50	0	0	1	2	2	1-2	45	0	5	309	61.8	1	0	
Sep 22	MCNEESE	4	172	43.0	48	0	0	0	0	1	3-3	47	0	6	369	61.5	4	0	
09/29/18	at Washington	6	233	38.8	48	0	0	2	0	0	0-1	0	0	2	129	64.5	1	0	
Oct 05	UTAH STATE	5	204	40.8	51	0	0	3	1	2	0-1	0	0	4	199	49.8	0	0	
Oct 13	HAWAII	3	114	38.0	42	0	0	0	0	0	0-0	0	0	8	490	61.2	1	1	
Oct 27	NORTHERN ILLINOIS	7	294	42.0	57	0	0	4	2	4	2-3	35	0	3	182	60.7	1	1	
Nov 03	at Boise State	2	77	38.5	47	0	0	0	0	0	3-4	43	0	5	307	61.4	1	1	
11/10/18	at Massachusetts	6	209	34.8	39	0	0	1	0	2	0-0	0	0	6	329	54.8	2	0	
BYU		47	1922	40.9	57	0	1	15	7	14	10-15	47	0	47	2828	60.2	13	3	
		49	2110	43.1	66	0	3	15	10	16	5-14	47	2	44	2748	62.5	26	3	

BYU Opponent Game-by-Game (as of Nov 10, 2018)
All games

OPPONENT STATISTICS

Date	Opponent	Rushing				Receiving				Passing				Kick Returns				Punt Returns				tot off	
		no.	yds	td	lg	no.	yds	td	lg	cmp	att	int	yds	td	lg	no.	yds	td	lg	no.	yds		td
09/01/18	at Arizona	35	129	2	26	17	197	1	33	17-34-0	197	1	33	3	71	0	25	0	0	0	0	0	326
Sep 08	CAL	37	167	1	17	24	219	2	52	24-36-1	219	2	52	3	63	0	26	2	1	0	2	386	
Sep 15	at Wisconsin	43	204	3	31	18	190	0	27	18-28-1	190	0	27	4	84	0	24	1	1	0	1	394	
Sep 22	MCNEESE	28	73	0	14	18	134	0	39	18-26-2	134	0	39	2	37	0	22	2	17	0	12	207	
09/29/18	at Washington	37	187	4	28	23	277	1	30	23-25-0	277	1	30	0	0	0	0	3	16	0	16	464	
Oct 05	UTAH STATE	42	223	1	36	18	165	4	40	18-28-0	165	4	40	3	57	0	22	0	0	0	0	388	
Oct 13	HAWAII	28	63	1	8	22	248	2	42	22-38-1	248	2	42	5	89	0	25	1	1	0	0	311	
Oct 27	NORTHERN ILLINOIS	36	89	1	11	10	115	0	29	10-21-0	115	0	29	1	14	0	14	1	3	0	3	204	
Nov 03	at Boise State	37	113	2	11	23	214	1	31	23-35-1	214	1	31	3	51	0	26	0	0	0	0	327	
11/10/18	at Massachusetts	36	102	2	15	23	183	0	23	23-33-0	183	0	23	3	20	0	10	0	0	0	0	285	
Opponents		359	1350	17	36	196	1942	11	52	196-304-6	1942	11	52	27	486	0	26	10	39	0	16	3292	
		352	1389	16	46	184	1998	12	59	184-295-5	1998	12	59	13	239	0	36	20	130	0	37	3387	

Games: 10 • Avg/rush: 3.8 • Avg/catch: 9.9 • Pass effic: 126.13 • KR avg: 18.0 • PR avg: 3.9 • All purpose avg/game: 390.1 • Total offense a

Date	Opponent	Tackles				Sacks no-yds	Fumble		Pass Defense			blkd kick	PAT Attempts			off				
		ua	a	total	tfl-yds		ff	fr-yds	int-yds	qbh	brup		kick	rush	rcv	saf	t/o	pts		
09/01/18	at Arizona	43	28	71	2.0-3	0.0-0	0	0-0	0-0	0	4	0	2-2	0	0	0	0	0	0	23
Sep 08	CAL	42	24	66	6.0-22	2.0-14	1	0-0	2-20	3	7	0	3-3	0	0	0	0	0	21	
Sep 15	at Wisconsin	24	24	48	6.0-16	1.0-5	0	0-0	0-0	4	5	0	3-3	0	0	0	0	0	21	
Sep 22	MCNEESE	50	8	58	8.0-10	0.0-0	1	1-0	0-0	0	5	0	0-0	0	0	0	0	0	3	
09/29/18	at Washington	31	28	59	8.0-36	2.0-21	3	1-0	0-0	0	2	0	5-5	0	0	0	0	7	35	
Oct 05	UTAH STATE	41	8	49	5.0-24	1.0-15	2	2-0	1-56	4	8	0	6-6	0	0	0	0	21	45	
Oct 13	HAWAII	50	14	64	4.0-16	3.0-14	0	0-0	1-4	3	1	0	2-2	0	0	0	0	23		
Oct 27	NORTHERN ILLINOIS	50	12	62	8.0-26	5.0-23	0	0-0	1-4	1	2	0	1-1	0	0	0	0	7		
Nov 03	at Boise State	37	36	73	9.0-56	7.0-53	2	3-0	0-0	0	1	0	3-3	0	0	0	0	21		
11/10/18	at Massachusetts	23	40	63	5.0-8	0.0-0	0	1-0	0-0	0	3	0	1-1	0	0	0	0	7	16	
Opponents		391	222	613	61.0-217	21.0-145	9	8-0	5-84	15	38	0	26-26	0	0	0	0	35	215	
		395	216	611	41.0-154	17.0-101	7	7-36	6-133	7	25	2	27-28	0	1	0	0	58	233	

Date	Opponent	Punting										Field Goals			Kickoffs				
		no.	yds	avg	long	blkd	tb	fc	50+	i20	md-att	long	blkd	no.	yds	avg	tb	ob	
09/01/18	at Arizona	5	228	45.6	53	0	1	1	1	1	1-2	24	1	5	322	64.4	4	1	
Sep 08	CAL	6	255	42.5	48	0	0	2	0	3	0-0	0	0	4	260	65.0	3	0	
Sep 15	at Wisconsin	4	172	43.0	63	0	0	3	1	2	0-1	0	0	4	260	65.0	4	0	
Sep 22	MCNEESE	4	184	46.0	66	0	1	0	2	1	1-3	20	1	2	135	67.5	2	0	
09/29/18	at Washington	1	40	40.0	40	0	0	1	0	1	0-2	0	0	6	364	60.7	4	0	
Oct 05	UTAH STATE	5	214	42.8	50	0	0	1	1	2	1-1	47	0	8	525	65.6	4	0	
Oct 13	HAWAII	4	177	44.2	45	0	0	1	0	1	1-1	33	0	5	309	61.8	2	0	
Oct 27	NORTHERN ILLINOIS	9	421	46.8	56	0	1	1	3	3	0-1	0	0	2	127	63.5	1	0	
Nov 03	at Boise State	3	118	39.3	49	0	0	1	0	1	0-1	0	0	4	250	62.5	2	0	
11/10/18	at Massachusetts	8	301	37.6	54	0	0	4	2	1	1-2	20	0	4	196	49.0	0	2	
Opponents		49	2110	43.1	66	0	3	15	10	16	5-14	47	2	44	2748	62.5	26	3	
		47	1922	40.9	57	0	1	15	7	14	10-15	47	0	47	2828	60.2	13	3	

BYU Game Superlatives (as of Nov 10, 2018)
All games

INDIVIDUAL GAME HIGHS

Rushes	24	CANADA, Squally at Arizona (09/01/18)
Yards Rushing	118	CANADA, Squally at Wisconsin (Sep 15, 2018)
TD Rushes	3	CANADA, Squally at Arizona (09/01/18)
Long Rush	46	CANADA, Squally at Wisconsin (Sep 15, 2018)
Pass attempts	45	MANGUM, Tanner vs Utah State (Oct 05, 2018)
Pass completions	27	MANGUM, Tanner vs Utah State (Oct 05, 2018)
Yards Passing	270	MANGUM, Tanner vs Utah State (Oct 05, 2018)
TD Passes	3	WILSON, Zach vs Hawaii (Oct 13, 2018)
Long Pass	59	WILSON, Zach at Boise State (Nov 03, 2018)
Receptions	7	KATOA, Lopini at Washington (09/29/18)
Yards Receiving	110	SHUMWAY, Talon vs Utah State (Oct 05, 2018)
TD Receptions	2	SHUMWAY, Talon at Massachusetts (11/10/18)
Long Reception	59	HADLEY, Matt at Boise State (Nov 03, 2018)
Field Goals	3	SOUTHAM, Skyler vs McNeese (Sep 22, 2018)
	3	SOUTHAM, Skyler at Boise State (Nov 03, 2018)
Long Field Goal	47	SOUTHAM, Skyler vs McNeese (Sep 22, 2018)
Punts	7	ALMOND, Rhett vs Northern Illinois (Oct 27, 2018)
Punting Avg	48.2	ALMOND, Rhett at Wisconsin (Sep 15, 2018)
Long Punt	57	ALMOND, Rhett vs Northern Illinois (Oct 27, 2018)
Punts inside 20	4	ALMOND, Rhett vs Northern Illinois (Oct 27, 2018)
Long Punt Return	37	SHELTON, Michael at Arizona (09/01/18)
Long Kickoff Return	36	ALLGEIER, Tyler vs Northern Illinois (Oct 27, 2018)
Tackles	14	TAKITAKI, Sione at Massachusetts (11/10/18)
	14	KAUFUSI, Isaiah at Massachusetts (11/10/18)
Sacks	2.0	KAUFUSI, Corbin vs Hawaii (Oct 13, 2018)
	2.0	SANDLIN, Rhett at Massachusetts (11/10/18)
Tackles For Loss	3.0	SANDLIN, Rhett at Massachusetts (11/10/18)
Interceptions	1	KAUFUSI, Isaiah vs CAL (Sep 08, 2018)
	1	ANDERSON, Zayne at Wisconsin (Sep 15, 2018)
	1	JACOBSON, Tanner vs McNeese (Sep 22, 2018)
	1	SANDLIN, Rhett vs McNeese (Sep 22, 2018)
	1	LEE, Austin vs Hawaii (Oct 13, 2018)
	1	SHELTON, Michael at Boise State (Nov 03, 2018)

BYU Game Superlatives (as of Nov 10, 2018)
All games

TEAM GAME HIGHS

Rushes	47	vs Hawaii (Oct 13, 2018)
Yards Rushing	280	vs Hawaii (Oct 13, 2018)
Yards Per Rush	6.8	at Wisconsin (Sep 15, 2018)
TD Rushes	4	vs Hawaii (Oct 13, 2018)
Pass attempts	49	vs Utah State (Oct 05, 2018)
Pass completions	30	vs Utah State (Oct 05, 2018)
Yards Passing	322	vs Utah State (Oct 05, 2018)
Yards Per Pass	10.1	at Boise State (Nov 03, 2018)
TD Passes	3	vs Utah State (Oct 05, 2018)
	3	vs Hawaii (Oct 13, 2018)
Total Plays	74	vs CAL (Sep 08, 2018)
Total Offense	474	vs Hawaii (Oct 13, 2018)
Yards Per Play	6.7	vs Hawaii (Oct 13, 2018)
Points	49	vs Hawaii (Oct 13, 2018)
Sacks By	4	vs Hawaii (Oct 13, 2018)
	4	at Massachusetts (11/10/18)
First Downs	26	vs Hawaii (Oct 13, 2018)
Penalties	10	at Arizona (09/01/18)
Penalty Yards	94	at Arizona (09/01/18)
Turnovers	3	vs Utah State (Oct 05, 2018)
	3	at Boise State (Nov 03, 2018)
Interceptions By	2	vs McNeese (Sep 22, 2018)
Punts	7	vs Northern Illinois (Oct 27, 2018)
Punting Avg	48.2	at Wisconsin (Sep 15, 2018)
Long Punt	57	vs Northern Illinois (Oct 27, 2018)
Punts inside 20	4	vs Northern Illinois (Oct 27, 2018)
Long Punt Return	37	at Arizona (09/01/18)

BYU Game Superlatives (as of Nov 10, 2018)
All games

OPPONENT INDIVIDUAL GAME HIGHS

Rushes	26	Taylor, J., at Wisconsin (Sep 15, 2018)
Yards Rushing	117	Taylor, J., at Wisconsin (Sep 15, 2018)
TD Rushes	2	Deal, Taiwan, at Wisconsin (Sep 15, 2018)
	2	Ahmed, Salvon, at Washington (09/29/18)
	2	MATTISON, Alex, at Boise State (Nov 03, 2018)
Long Rush	36	VAUGHNS, AAREN, vs Utah State (Oct 05, 2018)
Pass attempts	38	MCDONALD, Cole, vs Hawaii (Oct 13, 2018)
Pass completions	23	Browning, Jake, at Washington (09/29/18)
	23	RYPIEN, Brett, at Boise State (Nov 03, 2018)
	23	COMIS, Ross, at Massachusetts (11/10/18)
Yards Passing	277	Browning, Jake, at Washington (09/29/18)
TD Passes	4	LOVE, JORDAN, vs Utah State (Oct 05, 2018)
Long Pass	52	Garbers, Chase, vs CAL (Sep 08, 2018)
Receptions	10	ISABELLA, Andy, at Massachusetts (11/10/18)
Yards Receiving	107	Fuller, Aaron, at Washington (09/29/18)
TD Receptions	2	TARVER, R., vs Utah State (Oct 05, 2018)
Long Reception	52	Noa, Kanawai, vs CAL (Sep 08, 2018)
Field Goals	1	Havrisik, L., at Arizona (09/01/18)
	1	Raborn, Gunnar, vs McNeese (Sep 22, 2018)
	1	EBERLE, D., vs Utah State (Oct 05, 2018)
	1	MESKELL, Ryan, vs Hawaii (Oct 13, 2018)
	1	GARCIA, Cooper, at Massachusetts (11/10/18)
Long Field Goal	47	EBERLE, D., vs Utah State (Oct 05, 2018)
Punts	9	FERENCE, Matt, vs Northern Illinois (Oct 27, 2018)
Punting Avg	46.8	FERENCE, Matt, vs Northern Illinois (Oct 27, 2018)
Long Punt	66	Kjellsten, Alex, vs McNeese (Sep 22, 2018)
Punts inside 20	3	Coutts, Steven, vs CAL (Sep 08, 2018)
	3	FERENCE, Matt, vs Northern Illinois (Oct 27, 2018)
Long Punt Return	16	Fuller, Aaron, at Washington (09/29/18)
Long Kickoff Return	26	Davis, Ashtyn, vs CAL (Sep 08, 2018)
	26	SHAKIR, Khalil, at Boise State (Nov 03, 2018)
Tackles	16	Schooler, C., at Arizona (09/01/18)
Sacks	2.0	HENDRIE, M., vs Hawaii (Oct 13, 2018)
	2.0	CORCORAN, Josh, vs Northern Illinois (Oct 27, 2018)
	2.0	WEAVER, Curtis, at Boise State (Nov 03, 2018)
Tackles For Loss	2.5	McCoy, Cory, vs McNeese (Sep 22, 2018)
	2.5	WEAVER, Curtis, at Boise State (Nov 03, 2018)
Interceptions	1	Hawkins, Jaylin, vs CAL (Sep 08, 2018)
	1	Beck, Traveon, vs CAL (Sep 08, 2018)
	1	GALEAI, TIPAI, vs Utah State (Oct 05, 2018)
	1	FARRIS, R., vs Hawaii (Oct 13, 2018)
	1	WILLIAMS, Mykel, vs Northern Illinois (Oct 27, 2018)

BYU Game Superlatives (as of Nov 10, 2018)
All games

OPPONENT TEAM GAME HIGHS

Rushes	43	at Wisconsin (Sep 15, 2018)
Yards Rushing	223	vs Utah State (Oct 05, 2018)
Yards Per Rush	5.3	vs Utah State (Oct 05, 2018)
TD Rushes	4	at Washington (09/29/18)
Pass attempts	38	vs Hawaii (Oct 13, 2018)
Pass completions	24	vs CAL (Sep 08, 2018)
Yards Passing	277	at Washington (09/29/18)
Yards Per Pass	11.1	at Washington (09/29/18)
TD Passes	4	vs Utah State (Oct 05, 2018)
Total Plays	73	vs CAL (Sep 08, 2018)
Total Offense	464	at Washington (09/29/18)
Yards Per Play	7.5	at Washington (09/29/18)
Points	45	vs Utah State (Oct 05, 2018)
Sacks By	7	at Boise State (Nov 03, 2018)
First Downs	26	at Washington (09/29/18)
Penalties	12	vs Utah State (Oct 05, 2018)
Penalty Yards	125	vs Utah State (Oct 05, 2018)
Turnovers	4	vs McNeese (Sep 22, 2018)
Interceptions By	2	vs CAL (Sep 08, 2018)
Punts	9	vs Northern Illinois (Oct 27, 2018)
Punting Avg	46.8	vs Northern Illinois (Oct 27, 2018)
Long Punt	66	vs McNeese (Sep 22, 2018)
Punts inside 20	3	vs CAL (Sep 08, 2018)
	3	vs Northern Illinois (Oct 27, 2018)
Long Punt Return	16	at Washington (09/29/18)

BYU Red-Zone Results (as of Nov 10, 2018)
All games

BYU Inside Opponent Red-Zone

Date	Opponent	Score	Times In RZ	Times Score	Total Pts	Rush TDs	Pass TDs	FGs Made	Failed to score inside RZ						
									FGA	Dow	Int	Fum	Half	Gam	
09/01/18	at Arizona	28-23	3	3	21	3	3	0	0	0	0	0	0	0	0
Sep 08, 201	CAL	L 18-21	3	2	11	1	0	1	1	0	0	1	0	0	0
Sep 15, 201	at Wisconsin	24-21	2	2	14	2	2	0	0	0	0	0	0	0	0
Sep 22, 201	MCNEESE	30-3	6	5	27	3	2	1	2	0	0	0	0	1	0
09/29/18	at Washington	L 7-35	2	1	7	1	1	0	0	1	0	0	0	0	0
Oct 05, 201	UTAH STATE	L 20-45	3	3	20	3	0	3	0	0	0	0	0	0	0
Oct 13, 201	HAWAII	49-23	6	5	35	5	3	2	0	0	0	0	0	1	0
Oct 27, 201	NORTHERN ILLINOIS	L 6-7	2	2	6	0	0	0	2	0	0	0	0	0	0
Nov 03, 201	at Boise State	L 16-21	5	3	13	1	1	0	2	0	0	0	1	1	0
11/10/18	at Massachusetts	35-16	6	5	35	5	3	2	0	0	0	0	0	1	0
Totals			38	31	189	24	15	9	7	1	0	1	1	4	0
31 of 38 (81.6%)															

Opponents Inside BYU Red-Zone

Date	Opponent	Score	Times In RZ	Times Score	Total Pts	Rush TDs	Pass TDs	FGs Made	Failed to score inside RZ						
									FGA	Dow	Int	Fum	Half	Gam	
09/01/18	at Arizona	28-23	4	4	23	3	2	1	1	0	0	0	0	0	0
Sep 08, 201	CAL	L 18-21	2	1	7	1	1	0	0	0	1	0	0	0	0
Sep 15, 201	at Wisconsin	24-21	3	3	21	3	3	0	0	0	0	0	0	0	0
Sep 22, 201	MCNEESE	30-3	2	1	3	0	0	0	1	1	0	0	0	0	0
09/29/18	at Washington	L 7-35	7	5	35	5	4	1	0	2	0	0	0	0	0
Oct 05, 201	UTAH STATE	L 20-45	5	5	35	5	1	4	0	0	0	0	0	0	0
Oct 13, 201	HAWAII	49-23	4	4	23	3	1	2	1	0	0	0	0	0	0
Oct 27, 201	NORTHERN ILLINOIS	L 6-7	1	1	7	1	1	0	0	0	0	0	0	0	0
Nov 03, 201	at Boise State	L 16-21	4	3	21	3	2	1	0	1	0	0	0	0	0
11/10/18	at Massachusetts	35-16	4	3	16	2	2	0	1	1	0	0	0	0	0
Totals			36	30	191	26	17	9	4	5	1	0	0	0	0
30 of 36 (83.3%)															

BYU Games Played (as of Nov 10, 2018)
All games

##	PLAYER	GP-GS	ARIZ	CAL	WIS	MCN	WASH	USU	UH	NIU	BSU	UMASS
45	ALLGEIER, Tyler	2/-	XXX	XXX
26	ALMOND, Rhett	10/-	XXX	XXX	XXX	XXX	XXX	XXX	XXX	XXX	XXX	XXX
23	ANDERSON, Zayne	4/4	START	START	START	START
3D	ARMSTRONG, I.	10/-	XXX	XXX	XXX	XXX	XXX	XXX	XXX	XXX	XXX	XXX
34	BURT, Riley	7/-	XXX	XXX	XXX	...	XXX	XXX	XXX	XXX
89	BUSHMAN, Matt	10/5	START	XXX	XXX	XXX	XXX	START	XXX	START	START	START
22	CANADA, Squally	9/7	START	START	START	START	START	XXX	...	XXX	START	START
97	CHAMBERS, A.	3/-	XXX	XXX	XXX
67	CHRISTENSEN, B.	10/10	START	START	START	START	START	START	START	START	START	START
3	COLLIE, Dylan	10/-	XXX	XXX	XXX	XXX	XXX	XXX	XXX	XXX	XXX	XXX
37	CRIDDLE, Matt	10/-	XXX	XXX	XXX	XXX	XXX	XXX	XXX	XXX	XXX	XXX
1	DAVIS, Akile	10/1	XXX	XXX	XXX	XXX	START	XXX	XXX	XXX	XXX	XXX
99	DAWE, Zac	10/1	XXX	XXX	XXX	XXX	XXX	XXX	START	XXX	XXX	XXX
93	EL-BAKRI, Brac.	9/7	START	START	START	START	START	...	XXX	START	START	XXX
35	EL-BAKRI, Bray.	8/1	XXX	XXX	XXX	XXX	XXX	XXX	XXX	START
30	ELLIS, Keenan	9/-	XXX	XXX	XXX	XXX	XXX	...	XXX	XXX	XXX	XXX
66	EMPEY, James	10/10	START	START	START	START	START	START	START	START	START	START
55	FAUATEA, L.	10/1	XXX	XXX	XXX	XXX	XXX	XXX	XXX	START	XXX	XXX
23	FINAU, Sione	3/-	XXX	XXX	XXX	...
64	FOLEY, Matt	3/-	XXX	XXX	...	XXX	...
27	FOWLER, Gavin	10/-	XXX	XXX	XXX	XXX	XXX	XXX	XXX	XXX	XXX	XXX
5	GHANWOLOKU, D.	7/7	START	START	START	START	START	START	START
2	HADLEY, Matt	9/3	XXX	XXX	...	XXX	XXX	START	XXX	START	START	XXX
1G	HALL, Jaren	2/-	XXX	XXX
33	HARRIS, Koy	1/-	XXX
98	HARRIS, Mitch	10/-	XXX	XXX	XXX	XXX	XXX	XXX	XXX	XXX	XXX	XXX
77	HERRING, C.	9/-	XXX	XXX	XXX	XXX	XXX	...	XXX	XXX	XXX	XXX
10	HERRON, Isaiah	4/-	XXX	XXX	XXX	XXX
15	HIFO, Aleva	10/8	START	START	START	XXX	START	START	START	START	XXX	START
7	HOGGE, Beau	3/-	...	XXX	...	XXX	XXX
69	HOGGE, Tristen	10/10	START	START	START	START	START	START	START	START	START	START
32	HOLKER, Dallin	10/1	XXX	XXX	START	XXX	XXX	XXX	XXX	XXX	XXX	XXX
71	HOYT, Austin	10/10	START	START	START	START	START	START	START	START	START	START
25	JACOBSON, T.	8/-	XXX	XXX	XXX	XXX	XXX	XXX	XXX	XXX
70	JIMENEZ, Jacob	6/-	XXX	XXX	...	XXX	XXX	XXX	XXX
19	JONES, Danny	4/-	XXX	XXX	XXX	XXX
24	KAFENTZIS, A.	9/-	XXX	XXX	XXX	XXX	XXX	XXX	XXX	XXX	...	XXX
94	KALUHIOKALANI,K	1/-	XXX
39	KAPISI, Jared	10/-	XXX	XXX	XXX	XXX	XXX	XXX	XXX	XXX	XXX	XXX
4	KATO, Lopini	10/2	XXX	XXX	XXX	XXX	XXX	START	START	XXX	XXX	XXX
90	KAUFUSI, Corbin	10/10	START	START	START	START	START	START	START	START	START	START
92	KAUFUSI, Devin	9/1	XXX	XXX	XXX	XXX	START	XXX	XXX	...	XXX	XXX
53	KAUFUSI, Isaiah	9/4	...	XXX	XXX	XXX	XXX	XXX	START	START	START	START
47	KAUFUSI, J.	4/-	XXX	XXX	...	XXX	XXX
76	LaCHANCE, H.	3/-	XXX	...	XXX	XXX
73	LAPUAHO, Ului	10/-	XXX	XXX	XXX	XXX	XXX	XXX	XXX	XXX	XXX	XXX
17	LAULU-PUTUTAU,M	5/4	XXX	START	START	START	START

BYU Games Played (as of Nov 10, 2018)
All games

##	PLAYER	GP-GS	ARIZ	CAL	WIS	MCN	WASH	USU	UH	NIU	BSU	UMASS
11	LEE, Austin	9/9	START	START	START	START	START	START	START	...	START	START
58	LEIATAUA, U.	6/-	XXX	XXX	XXX	...	XXX	...	XXX	XXX
74	LONGSON, K.	5/-	XXX	XXX	XXX	XXX	...	XXX
83	LOTULELEI, I.	2/-	...	XXX	...	XXX
36	MANDELL, D.	10/3	XXX	XXX	XXX	XXX	XXX	XXX	START	START	XXX	START
12	MANGUM, Tanner	6/6	START	START	START	START	START	START
29	MIKKELSEN, A.	10/-	XXX	XXX	XXX	XXX	XXX	XXX	XXX	XXX	XXX	XXX
82	MILNE, Dax	8/3	XXX	START	START	START	XXX	XXX	XXX	XXX
1C	MOORE, Malik	10/-	XXX	XXX	XXX	XXX	XXX	XXX	XXX	XXX	XXX	XXX
88	NWIGWE, JJ	4/1	XXX	START	XXX	XXX
38	PAU'U, Butch	8/3	START	START	...	XXX	START	XXX	XXX	...	XXX	XXX
84	PAU'U, Neil	10/1	START	XXX	XXX	XXX	XXX	XXX	XXX	XXX	XXX	XXX
52	PILI, Trajan	10/8	START	START	XXX	START	XXX	START	START	START	START	START
44	POWELL, Riggs	10/3	XXX	XXX	XXX	START	XXX	XXX	XXX	XXX	START	START
28	POWELL, Sawyer	10/-	XXX	XXX	XXX	XXX	XXX	XXX	XXX	XXX	XXX	XXX
43	PRICE, Mitchell	8/-	XXX	XXX	XXX	XXX	XXX	...	XXX	...	XXX	XXX
41	PULSIPHER, Adam	10/2	XXX	XXX	START	START	XXX	XXX	XXX	XXX	XXX	XXX
87	PULSIPHER, Add.	10/2	XXX	START	XXX	XXX	XXX	XXX	START	XXX	XXX	XXX
80	ROMNEY, Gunner	9/4	...	XXX	XXX	START	XXX	XXX	START	START	START	XXX
61	SALEAPAGA, K.	8/8	START	START	START	START	START	START	START	START
50	SAMPSON, Nate	6/-	XXX	...	XXX	XXX	XXX	XXX	XXX
46	SANDLIN, Rhett	10/-	XXX	XXX	XXX	XXX	XXX	XXX	XXX	XXX	XXX	XXX
18	SHELTON, M.	10/9	START	START	START	START	START	START	START	XXX	START	START
59	SHOAF, Thomas	7/2	START	START	XXX	XXX	XXX	XXX	XXX
21	SHUMWAY, Talon	10/7	XXX	XXX	START	XXX	START	START	START	START	START	START
13	SIMON, Micah	9/2	START	XXX	XXX	START	XXX	XXX	XXX	XXX	...	XXX
20	SOUTHAM, Skyler	10/-	XXX	XXX	XXX	XXX	XXX	XXX	XXX	XXX	XXX	XXX
16	TAKITAKI, Sione	10/10	START	START	START	START	START	START	START	START	START	START
54	TALIAULI, M.	10/6	XXX	XXX	START	XXX	START	START	XXX	START	START	START
57	TOFA, Alden	6/-	XXX	XXX	XXX	XXX	XXX	XXX
95	TONGA, Khyiris	10/7	START	START	START	START	START	START	START	XXX	XXX	XXX
3E	TOOLEY, Max	1/-	XXX
49	TUIFUA, Langi	1/-	XXX
51	TUILOMA, Jeddy	2/-	XXX	XXX
91	TUIOTI-MARINER,	10/-	XXX	XXX	XXX	XXX	XXX	XXX	XXX	XXX	XXX	XXX
7D	VICKERS, Jaylon	1/-	XXX
1D	WARNER, Troy	10/3	XXX	XXX	XXX	START	XXX	START	XXX	START	XXX	XXX
3C	WILCOX, Chris	9/9	START	START	START	START	START	START	START	START	START	...
56	WILGAR, Payton	2/-	XXX	XXX
1B	WILSON, Zach	6/4	XXX	...	XXX	START	START	START	START