

BYU SOFTBALL

Kristen Kerr, BYU Athletic Communications | O: (801) 422-9768 | C: (801) 450-1346 | softball_sid@byu.edu | twitter: @byusoftball

MWC Champions 2001	MWC Champions 2005	MWC Champions 2007	MWC Champions 2009	MWC Champions 2010	MWC Champions 2011	WAC Champions 2012	PCSC Champions 2013	WCC Champions 2014	WCC Champions 2015	WCC Champions 2016	WCC Champions 2017	NCAA Regionals 14 appearances 13 straight '05-'17
---------------------------------	---------------------------------	---------------------------------	---------------------------------	---------------------------------	---------------------------------	---------------------------------	----------------------------------	---------------------------------	---------------------------------	---------------------------------	---------------------------------	--

BYU 2018 SCHEDULE

Kajikawa Classic (Tempe, Ariz.)			
2/8	Thu	Stanford	W, 10-1 (6) Pac-12
2/8	Thu	Western Michigan	L, 2-1
2/9	Fri	Nebraska	L, 5-4 (8)
2/9	Fri	Georgia	L, 13-1 (6)
2/10	Sat	Oregon State	L, 14-9
Marucci Desert Classic (Las Vegas, Nev.)			
2/15	Thu	Hawai'i	W, 10-1 (5)
2/16	Fri	Florida International	W, 2-0
2/16	Fri	New Mexico	W, 8-1
2/17	Sat	Long Beach State	L, 5-4
2/17	Sat	Iowa State	L, 5-3
Mary Nutter Collegiate Classic (Cathedral City, Calif.)			
2/22	Thu	No. 11 Tennessee	L, 13-0 (5)
2/22	Thu	Missouri	L, 8-6
2/23	Fri	Oklahoma	L, 10-0 (6)
2/23	Fri	CSUN	W, 8-0 (8)
2/24	Sat	Fresno State	W, 7-3
Husky Classic (Seattle, Wash.)			
3/2	Fri	Portland State	W, 11-2 (5)
3/2	Fri	No. 11 Alabama	L, 7-6 (8)
3/3	Sat	Northwestern	W, 8-0 (5)
3/3	Sat	@ No. 1 Washington	L, 7-4
Hawai'i Spring Fling Tournament (Honolulu, Hawai'i)			
3/7	Wed	Longwood	W, 2-1
3/7	Wed	James Madison	L, 10-2 (6)
3/8	Thurs	@Hawai'i	W, 2-1
3/9	Fri	East Carolina	W 6-3 (8)
3/10	Sat	Arkansas-Pine Bluff	W, 3-1
3/10	Sat	James Madison	W, 7-2
3/16 Sat		Southern Utah	BYUtv
3/16 Sat		Southern Utah	BYUtv
LSU Round Robin (Baton Rouge, La.)			
3/22	Thurs	LSU	
3/23	Fri	North Dakota State	
3/23	Fri	LSU	
3/24	Sat	Baylor	
3/27	Tues	@Southern Utah	
ASU Invitational (Tempe, Ariz.)			
3/30	Fri	North Dakota State	
3/30	Fri	@Arizona State	
3/31	Sat	North Dakota State	
3/31	Sat	@Arizona State	
4/3	Tues	@Utah State	
4/6 Fri		Santa Clara*	BYUtv
4/6 Fri		Santa Clara*	BYUtv
4/7 Sat		Santa Clara*	BYUtv
UCCU Crosstown Clash (Orem, Utah)			
4/10	Tues	@Utah Valley	
4/13	Fri	@Pacific*	
4/13	Fri	@Pacific*	
4/14	Sat	@Pacific*	
Deseret First Duel (Salt Lake City, Utah)			
4/18	Wed	@Utah	
4/25 Wed		Utah State	BYUtv
4/27 Fri		Saint Mary's*	BYUtv
4/27 Fri		Saint Mary's*	BYUtv
4/28 Sat		Saint Mary's*	TheW.tv
UCCU Crosstown Clash (Provo, Utah)			
5/1 Tues		Utah Valley	BYUtv
5/4	Fri	@San Diego*	
5/4	Fri	@San Diego*	
5/5	Sat	@San Diego*	
5/11 Fri		Loyola Marymount*	BYUtv
5/11 Fri		Loyola Marymount*	BYUtv
5/12 Sat		Loyola Marymount*	TheW.tv

Bold = at home
* WCC game
All times local to site

HOME



BYU (13-12, 0-0 WCC)
COUGARS


Head Coach Gordon Eakin
Div. I Career Record 617-283
. 16th season
2017 Record 34-16, 14-1
Last time out 5-1 at Outrigger

GAME INFO

Live stats byucougars.com
TV BYUtv
Talent Spencer Linton
. Gary Sheide

SERIES HISTORY

Record 52-7
Home vs. SUU 26-4
Away at SUU 15-2
Neutral sites 11-1
Under Coach Eakin 43-5
Last win 4-0, 04/19/17
Last loss 6-5, 05/03/16



Southern Utah (3-19, 0-0 Big Sky)
THUNDERBIRDS

Head Coach Tom Gray
Div. I Career Record 267-325
. 11th season, (4th season at SUU)
2017 Record 15-31, 10-11
Last time out 1-3 at LMU Tourney

BYU STORYLINES

- **HOME-OPENING WEEKENDS.** The Cougars have gone 31-11 in home-opening weekends since the program's inception in 2000. BYU has played its first home games of the season against SUU twice, going 2-0 in 2002 and 1-0 in 2010.
- **BACK-TO-BACK WCC PLAYER OF THE WEEK.** Sophomore outfielder Rylee Jensen earned her third career West Coast Conference Softball Player of the Week honor in the fifth week of competition. Jensen batted .421 on the week, scored 10 runs and collected eight hits, including five home runs and one triple. She also had seven RBI. Junior outfielder Lexi Tarrow received the award last week.
- **HOME RUN HEAT.** BYU ranks No. 16 nationally and No. 1 in the WCC in home runs per game with 1.12. Ten Cougars have hit 28 homers in 25 games so far this season, led by Rylee Jensen's six. Libby Sugg and Caitlyn Alldredge follow with four while Lexi Tarrow and Bridget Fleener have both hit three. Alexa Strid, Brielle Breland and Allie Hancock have two apiece. Madison Merrell and Ashley Godfrey have also hit dingers.
- **POWER AT THE PLATE.** Junior catcher and team captain Libby Sugg has been named to the 2018 USA Softball College Player of the Year Watch List. She earned NFCA All-Pacific Region First Team honors and was named to the All-WCC Second Team last season. Sugg led the team in RBI and home runs with 56 and 13, respectively, while hitting .356 in 2017.

BYU NUMERICAL ROSTER

No.	Name	HT.	POS.	YR.	B/T	Hometown/Previous School
1	Brooke Vander Heide	5-7	OF	So.	L/L	Sandy, Utah/Alta HS
2	Rylee Jensen	5-8	OF	So.	L/L	Idaho Falls, Idaho/Skyline HS
3	Marissa Chavez	5-6	SS, 2B	Fr.	R/R	Covina, Calif./Charter Oaks HS
6	Ashley Godfrey	5-6	OF, C	Jr.	R/R	Buckeye, Ariz./Estrella Foothills HS
7	Arianna Paulson	5-7	P, 1B	Sr.	R/R	Payson, Ariz./Payson HS
8	Emilee Erickson	5-10	C	Jr.	R/R	Phoenix, Ariz./Sandra Day O'Connor HS
10	Ariisa Paulson	5-10	P, 1B	So.	R/R	Payson, Ariz./Brightmont Academy
11	Morgan Bevell	5-10	C	Fr.	R/R	Issaquah, Wash./Issaquah HS
12	Brielle Breland	5-8	INF, OF	Sr.	R/R	Mesa, Ariz./Grand Canyon University
13	Bridget Fleener	5-6	1B, C	Fr.	L/R	Camarillo, Calif./Camarillo HS
16	Alexa Strid	5-8	SS, OF	Sr.	R/R	Stephens City, Va./Karl Maeser Academy
17	Erin Miklus	5-2	2B	Fr.	L/R	Altoona, Iowa/Southeast Polk HS
18	Caitlyn Alldredge	5-10	3B	Sr.	R/R	Centerville, Utah/Viewmont HS
20	Autumn Moffat	5-7	P	Fr.	R/R	Eagle, Idaho/Eagle HS
21	Libby Sugg	5-7	C, 1B	Jr.	R/R	Franklin, Tenn./Franklin HS
22	Madison Merrell	5-9	OF	Sr.	R/R	Queen Creek, Ariz./Queen Creek HS
24	Olivia Sanchez	5-7	P, 1B	Jr.	R/R	Murrieta, Calif./Murrieta Valley HS
26	Lexi Tarrow	5-8	OF	Jr.	L/R	Olympia, Wash./A.G. West Black Hills HS
27	Allie Hancock	5-10	OF	Jr.	R/R	Gilbert, Ariz./Basha HS
33	Kerisa Viramontes	5-5	P	So.	R/R	Norco, Calif./Norco HS
55	Martha Epenesa	5-9	3B	Fr.	R/R	Moreno Valley, Calif./Valley View HS

Head Coach: Gordon Eakin (16th year)
Associate Head Coach: Pete Meredith (5th year)
Assistant Coach: AJ Taulai'i (1st year)

Volunteer Assistant Coach: Kevin Jensen (3rd year)
Athletic Trainer: Kenzi Booth (1st year)
Softball Operations: Bridget Bergstrom (1st year)

2018 QUICK FACTS

BRIGHAM YOUNG UNIVERSITY SCHOOL INFORMATION

Name of School: Brigham Young University
 City/Zip: Provo, Utah 84602
 Founded: 1875
 Enrollment 33,395
 Nickname: Cougars
 School colors: Blue and White
 Home Field/Capacity: Gail Miller Field/2,100
 Surface: Grass
 Affiliation: Division I
 Conference: West Coast Conference
 President: Kevin J Worthen, J.D.
 Alma Mater, Year: BYU, 1982
 Athletic Director: Tom Holmoe
 Alma Mater, Year: BYU, 1983
 Athletic Department Phone: (801) 422-2096
 Ticket Office Phone: (801) 378-2465
 Athletic Website: byucougars.com

BYU COACHING STAFF

Head Coach: Gordon Eakin
 Record at School (years): 608-277 (16th year)
 Career Div. I Record (years): Same
 Assistant Coach/Pitching Coach: Pete Meredith (5th year)
 Assistant Coach: AJ Tauali'i (1st year)
 Volunteer Assistant Coach: Kevin Jensen (3rd year)
 Softball Operations: Bridget Bergstrom (1st year)
 Athletic Trainer: Kenzi Booth (1st year)

BYU HISTORY

First Year of Softball: 2000 (19th season)
 Overall All-Time Record: 686-347 (.664)
 Home Record: 222-51 (.813)
 Winning Seasons: 17 (last 2017)
 Conference Championships: 12 (last 2017)
 Total NCAA Appearances (record): 14 (19-28)
 Last NCAA Appearance: 2017
 Result: Win vs. Mississippi St., Loss vs. Utah, Win vs. Fordham, Loss vs. Utah
 In-State Opponent Record: 160-33 (.829)
 Record vs. WCC Opponents: 51-8 (.864)

BYU TEAM INFORMATION

2017 Overall Record: 46-13
 Conference Record/Finish: 14-1 / 1st
 2017 Postseason: NCAA Salt Lake City Regional, 2-2 record
 2017 Final RPI Ranking: 20
 Starters Returning/Lost: 8/4
 Lettermen Returning/Lost: 15/4
 Newcomers: 6

SOFTBALL CONTACTS

Kristen Kerr
 Softball Media Relations Director
 Office: (801) 422-8999
 Cell: (801) 450-1346
 Email: softball_sid@byu.edu

Ralph Zobel
 Assistant Softball Media Relations
 Office: (801) 422-9769; Cell: (801) 367-3554
 Email: ralph_zobel@byu.edu

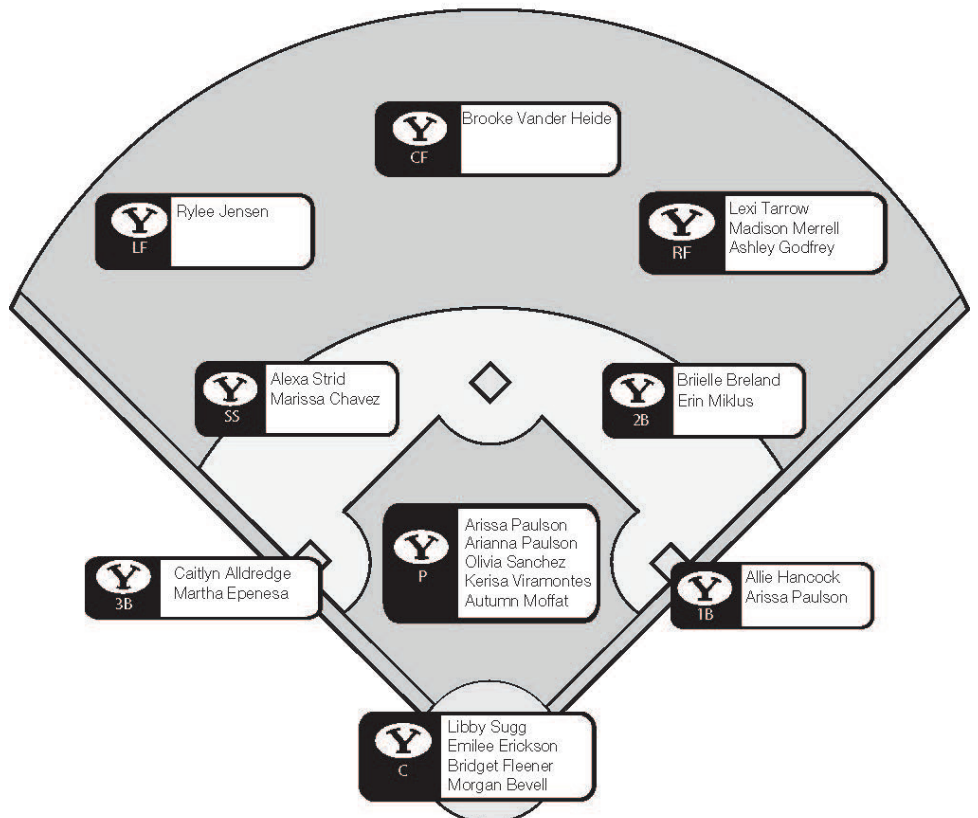
Duff Tittle
 Associate AD/Communications
 Office: (801) 422-8948; Cell: (801) 372-4401
 Email: duff_tittle@byu.edu

Athletic Communications Fax: (801) 422-0633
 Mailing Address: 30 SFH, Provo, UT 84602-2239

BYU SOFTBALL BY THE NUMBERS

- 6** The Cougars welcome six newcomers onto this year's squad: Morgan Bevell, Marissa Chavez, Martha Epenesa, Bridget Fleener, Erin Miklus and Autumn Moffat.
- 9** After taking the 2017 WCC title, BYU has won nine conference championships in a row, spanning four different conferences (MWC, WAC, PCSC, WCC).
- 10** In the preseason USA Today/NFCA Coaches and the ESPN.com/USA Softball polls, BYU has 10 opponents ranked in the top 25.
- 11x2** Pitcher Kerisa Viramontes has recorded 11 strikeouts in two games this season: an 8-1 win over New Mexico (2/16) and a 7-2 victory over James Madison (3/10).
- 12** Caitlyn Alldredge ranks No. 12 nationally in sacrifice flies with three. She also leads the conference.
- 14** The Cougars will play 14 teams from four Power 5 conferences (SEC, Pac-12, Big Ten, Big 12) in 2018.
- 16** BYU ranks No. 16 nationally and No. 1 in the WCC in home runs per game with 1.12. Ten Cougars have hit 28 homers in 25 games so far this season, led by Rylee Jensen's six.
- .700** Lexi Tarrow batted .700 during week four at the Husky Classic in Seattle. She scored six runs on seven hits while also adding four RBI and a home run.

ROSTER BY POSITION



NATIONAL RANKINGS

USA Today/NFCA Coaches Preseason Poll
(03/13/18)

#	Team (1st place)	Record	Previous
1	<i>Washington (29)</i>	27-0	1
2	Florida (1)	22-1	2
3	UCLA (2)	24-0	3
4	Tennessee	24-1	4
5	Oklahoma	19-2	5
6	Oregon	23-4	6
7	Texas A&M	22-3	7
8	LSU	22-2	8
9	Arizona	21-2	9
10	Georgia	20-1	11
11	Baylor	17-3	12
12	Alabama	17-5	13
13	Arizona State	21-2	14
14	Auburn	23-5	10
15	Florida State	18-6	15
16	California	23-3	17
17	Ohio State	14-2	16
18	South Carolina	21-3	18
19	Michigan	18-6	22
20	Louisiana	14-6	20
21	Mississippi State	21-3	NR
22	<i>Long Beach State</i>	19-7	21
23	Ole Miss	13-7	19
24	Kentucky	15-6	23
25	Oklahoma State	19-6	NR

Dropped Out: No. 24 USC Upstate, No. 25 McNeese State

Receiving Votes: Louisville (28), James Madison (19), Texas State (17), Wichita State (14), Lipscomb (11), Arkansas (11), Minnesota (9), Nebraska (9), USC Upstate (8), Hofstra (2), Texas Tech (1), Western Kentucky (1)

ESPN.com/USA Softball
2018 Preseason

#	Team (1st place)	Points	2017 Rnk.
1	<i>Oklahoma (18)</i>	496	1
2	Florida	469	2
3	Oregon (1)	463	3
4	UCLA (1)	410	5
5	<i>Washington</i>	403	4
6	Florida State	387	10
7	Arizona	359	9
8	LSU	345	6
9	Texas A&M	334	8
10	Alabama	316	11
11	Tennessee	311	12
12	Baylor	306	7
13	Kentucky	305	17
14	Auburn	233	13
15	Ole Miss	223	15
18	Minnesota	166	14
19	Arizona State	94	23
20	Tulsa	90	22
21	Oklahoma State	82	25
22	BYU	68	21
23	James Madison	63	18
24	Louisiana	50	19
25	Georgia	35	NR

Others receiving votes: Ohio State (34), Notre Dame (29), North Carolina (22), South Carolina (18), Wisconsin (17), Arkansas (15), California (15), Illinois (14), Texas State (12), Texas (10), Northwestern (9), Nebraska (8), USC Upstate (8), Missouri (6), Florida International (2)

Bold: BYU
Italics: 2018 opponent

BYU'S HISTORY IN THE POLLS
USA Today/NFCA Coaches Poll

2018: Preseason - No. 19	2011: Preseason - No. 16 2/15 - No. 23 2/22 - No. 25
2017: 2/14 - No. 25 2/21 - No. 23 3/07 - No. 25 3/14 - No. 25 3/28 - No. 25 4/04 - No. 22 4/11 - No. 20 4/18 - No. 21 4/25 - No. 21 5/02 - No. 20 5/09 - No. 20 5/16 - No. 21	2010: 2/23 - No. 25 3/09 - No. 22 4/06 - No. 25 5/10 - No. 25

ESPN.com/USA Softball

2018: Preseason - No. 22	2011: Preseason - No. 20
2017: 4/04 - No. 23 4/11 - No. 20 4/18 - No. 19 4/25 - No. 20 5/02 - No. 20 5/09 - No. 20 5/16 - No. 21	2010: 3/09 - No. 23 2006: Preseason - No. 25 2/22 - No. 25 2005:

BYU NOTABLES

Strength of schedule

The 2018 schedule features 17 2017 NCAA Regional teams, seven Super Regional teams and four Women's College World Series teams. In the Mary Nutter Collegiate Classic, BYU plays Oklahoma, the 2016 and 2017 National Champions. The Cougars will face teams from 15 different conferences: the SEC, Pac-12, MWC, Big West, Big 12, Big Ten, Big Sky, American Athletic Conference, Big South, Colonial Athletic Association, Conference USA, Mid-Atlantic Conference, Southland Conference and Summit League.

WCC: Year five

BYU enters the fifth season in the West Coast Conference after jumping around following its departure from the Mountain West. The Cougars played in the Western Athletic Conference in 2012 and the Pacific Coast Softball Conference in 2013 before softball was added in the WCC beginning in the 2014 season. Spanning the four conferences, BYU has won nine conference titles in a row.

Team captains

Seniors Caitlyn Alldredge, Brielle Breland, Alexa Strid and junior Libby Sugg were voted captains by their teammates for the 2018 season. The Cougars have played without captains for years, but the coaching staff believes the captains' presence will help the team play decisively and freely, as well as create a more player-driven team.

All-WCC 2017

After winning its fourth WCC title in 2017, BYU swept the top conference awards, along with earning four spots on the All-WCC First Team, three on the second team and two honorable mentions.

Player of the Year: Caitlyn Alldredge
Pitcher of the Year: McKenna Bull
Defensive Player of the Year: Lauren Bell
Co-Freshman of the Year: Rylee Jensen & Hailey Reed (Pacific)
Coach of the Year: Gordon Eakin

All-WCC First Team: Caitlyn Alldredge, McKenna Bull, Rylee Jensen, Alexa Strid
All-WCC Second Team: Brielle Breland, Libby Sugg
Honorable Mention: Lauren Bell, Lexi Tarrow

Postseason consistency

For the past 14 seasons, BYU has advanced to the NCAA regionals. The Cougars have gone to 15 NCAA regionals overall, advancing to super regionals just once in 2010.

NFCA All-Region

Along with receiving honors in conference play, Caitlyn Alldredge, McKenna Bull and Libby Sugg received NFCA Division I All-Pacific Region First Team accolades with Rylee Jensen making the third team.

Student athletes

On and off the field, BYU softball players are making their mark. Arianna Paulson, Brielle Breland and Brooke Vander Heide garnered NFCA All-America Scholar-Athlete honors for the 2016-17 academic year after earning at least a 3.5 GPA. Paulson also received WCC Commissioner's Honor Roll Gold Honors (4.00-3.75) while Breland and Vander Heide gathered Silver Honors (3.74-3.50). Six Cougars claimed Bronze Honors (3.49-3.00): Ashley Thompson, Lauren Bell, McKenzie St. Clair, Libby Sugg, Arissa Paulson and Rylee Jensen. Bell and Thompson also received WCC All-Academic honors for their pursuit of academic excellence in conjunction with contributions to the team.

Sisters in softball

Arianna and Arissa Paulson are the third set of sisters to play together on a BYU softball team. In the inaugural softball season (2000), twins Jamie and Bryn Kreipl were on the roster. Sisters Anna and Alexandra Hudson played together from 2012-13. Arianna is a senior, Arissa is a sophomore and both are pitchers. They are from Payson, Arizona.

Gail Miller Field

BYU's field is part of Miller Park, a unique, combined baseball-softball facility. Baseball plays on Larry H. Miller field, while softball calls Gail Miller Field, a back-to-back mirror image of the pre-existing baseball field, home. It was the first combined facility of its kind when it opened in April 2001. BYU has a home record of 206-51 (.802) at the field.

Gail Miller Field has 2,100 chair seats all in the lower bowl, making it the fourth-largest on-campus NCAA softball facility at the time of it's creation. The field dimensions are 2,010 feet down the left-and right-field lines and 220 in center field.

BYU SERIES RECORDS

SOUTHERN UTAH

Overall series record: 52-7
 Home vs. SUU: 26-4
 Away at SUU: 15-2
 Neutral sites: 11-1
 Under Coach Eakin: 43-5
 Longest win streak: 33
 Last win: 4-0, 04/19/17
 Longest losing streak: 2
 Last loss: 6-5, 05/03/16

BYU hosts SUU in home opener

PROVO, Utah – After five weeks on the road, BYU softball plays its first home games of the season against in-state foe Southern Utah in a doubleheader Friday.

The Cougars (13-12) will play the first game against the Thunderbirds (3-19) Friday at 4 p.m. MDT and the second at 6 p.m. MDT. The games will be televised on BYUtv and links to live stats can be found on the BYU softball schedule page.

Athletic marketing will host “Millennial Night” during the second game, featuring in-game promotions and activities on the concourse. Fans can get free prizes and other handouts, including the official drink of the ROC, “The George Randall.”

BYU WINNING STREAKS

22. 2017
 16. 2014, 2009, 2007
 15. 2012
 14. n/a
 13. n/a
 12. 2011, 2003
 11. 2011
 10. 2015
 9. 2017
 2013, 2010 (twice), 2005 (twice)
 8. . . . 2016, 2015, 2006, 2005, 2001
 7. , 2013 (twice)
 2012, 2010 (twice), 2006, 2002
 6. 2012
 2010, 2008 (twice), 2004
 5. 2017, 2015, 2013, 2012,
 2011, 2009, 2008, 2007 (twice),
 2005 (twice), 2003, 2002 (twice)

(Winning streaks of 5+ only)

OPPONENT OUTLOOK

Southern Utah (3-19)

- The Thunderbirds are 3-19 on the season so far, most recently going 1-3 at the LMU Tournament with a 9-3 win over Harvard.
- BYU leads in the overall series 52-7. The Cougars won both games in 2017: 4-0 in Provo and 13-3 in Cedar City.
- Head coach Tom Gray enters his fourth season at Southern Utah and has compiled a record of 48-98 in three seasons with the Thunderbirds.

BYU HITTING STREAKS

PLAYER	SEASON	CURRENT	CAREER
Caitlyn Alldredge	5	1	9
Brielle Breland	3	-	4
Emilee Erickson	1	-	6
Bridget Fleener	3	1	3
Ashley Godfrey	1	-	1
Allie Hancock	1	-	1
Rylee Jensen	7	7	7
Madison Merrell	2	-	4
Erin Miklus	1	-	1
Arisa Paulson	1	-	2
Alexa Strid	4	4	6
Libby Sugg	8	2	9
Lexi Tarrow	6	3	11
Brooke Vander Heide	3	-	5

BYU ON-BASE STREAKS

PLAYER	SEASON	CURRENT	CAREER
Caitlyn Alldredge	9	1	10
Morgan Bevell	1	-	1
Brielle Breland	7	3	10
Emilee Erickson	3	-	7
Bridget Fleener	4	1	4
Ashley Godfrey	3	3	3
Allie Hancock	5	1	5
Rylee Jensen	11	11	11
Madison Merrell	6	-	6
Erin Miklus	1	-	1
Arisa Paulson	2	-	2
Alexa Strid	8	4	11
Libby Sugg	19	3	19
Lexi Tarrow	7	4	13
Brooke Vander Heide	4	-	8

HOW MANY GAMES WITH...

PERFECT HITTING % (MIN. 3 AB) 2018 CAREER

Caitlyn Alldredge	-	6
Ashley Godfrey	-	1
Rylee Jensen	-	2
Madison Merrell	-	1
Alexa Strid	-	2
Libby Sugg	1	4
Lexi Tarrow	1	1

3+ HITS 2018 CAREER

Caitlyn Alldredge	-	6
Ashley Godfrey	-	1
Rylee Jensen	-	5
Madison Merrell	-	4
Alexa Strid	-	4
Libby Sugg	2	6
Lexi Tarrow	1	4

3+ RBI 2018 CAREER

Caitlyn Alldredge	1	9
Brielle Breland	1	2
Ashley Godfrey	1	1
Rylee Jensen	1	4
Madison Merrell	-	6
Alexa Strid	1	4
Libby Sugg	4	13
Lexi Tarrow	3	5

2+ STOLEN BASES 2018 CAREER

Allie Hancock	-	1
Alexa Strid	-	2
Lexi Tarrow	2	3
Brooke Vander Heide	1	1

LAST TIME BYU...

Recorded 10-14 hits in a game	10 vs. James Madison (03/10/18)
Recorded 15-19 hits in a game	17 @ Santa Clara (05/06/17)
Recorded 20+ hits in a game	20 vs. Southern Utah (05/04/10)
Scored 10-14 runs	11 vs. Portland St. (03/02/18)
Scored 15+ runs	19 @ Santa Clara (05/06/17)
Scored 10+ runs in an inning	11 @ Santa Clara (05/06/17)
Drew eight or more walks	9 @ LMU (04/08/17)
Stole five or more bases	5 vs. Portland St. (03/02/18)
Hit five or more home runs	5 vs. Oregon St. (02/10/18)
Hit 10+ home runs in a game	10 @ Utah Valley (04/16/08)
Had 3+ players with 3+ hits	Hofstedt, Broderick, St. Clair vs. Idaho St. (03/29/14)
Struck out 15+ batters	15 @ Fresno State (03/05/09)
Defeated a team ranked 11-25	4-3 vs. No. 11/13 Utah (03/22/17)
Defeated a team ranked 6-10	7-2 vs. No. 9 Cal Berkley (03/19/11)
Defeated a top 5 team	6-5 vs. No. 2/3 Oregon (03/25/14)
Lost to a top 5 team	4-7 vs. No. 1 Washington (03/03/18)
Lost a non-conference game at home	5-6 (8) vs. Southern Utah (04/05/16)
Lost a conference game at home	1-5 vs. Loyola Marymount (04/09/16)
Won a run-rule game	8-0 (5) vs. Northwestern (03/03/18)
Lost a run-rule game	2-10 (6) vs. James Madison (03/07/18)
Won an extra-inning game	6-3 (8) vs. ECU (03/09/18)
Lost an extra-inning game	6-7 (8) vs. No. 11 Alabama (03/02/18)
Played an error-free game	Win vs. ECU (03/09/18)
Didn't have a strikeout at the plate	vs. Oklahoma (03/12/16)
Multiple double plays	2 vs. Oregon St. (02/10/18)
Triple play	vs. San Jose State (02/11/16)
Had back-to-back home runs	Bridget Fleener and Allie Hancock vs. Hawai'i (02/15/18)
Had back-to-back-to-back home runs	Fitu, Atagi, Hudson-Shamo vs. UNLV (05/05/11)
Had 3+ players with 3+ RBIs	Merrell, Sugg, Thompson @ Santa Clara (05/06/17)

LAST TIME A BYU PLAYER...

Recorded five or more hits	5, Ashley Thompson vs. Pacific (04/10/15)
Recorded 3 or more hits	3, Lexi Tarrow vs. Portland St. (03/02/18)
Hit 1.000 (min. 3 AB)	Lexi Tarrow (3/3) vs. Portland St. (03/02/18)
Scored four or more runs	4, Lauren Bell vs. Santa Clara (05/06/15)
Batted in five or more runs	5, Caitlyn Alldredge vs. San Diego (04/28/17)
Had a multi-home run game	2, Rylee Jensen vs. ECU (03/09/18)
Hit for the cycle	Never Happened
Hit a grand slam	Lexi Tarrow vs. Portland St. (03/02/18)
Drew 4+ walks in a game	4, Jessica Dugas @ Utah Valley (05/02/12)
Stole 3+ bases in a game	3, Ashley Thompson vs. Miami (Ohio) (03/03/17)
Had a walk-off home run	Rylee Jensen vs. San Diego (04/28/17)
Had a walk-off hit	Lauren Bell fielder's choice vs. Wagner (03/16/17)

LAST TIME A BYU PITCHER...

Struck out 10+ batters	11, Kerisa Veriamontes vs. JMU (03/10/18)
No walks (min. 4 IP)	Autumn Moffat vs. UAPB (03/10/18)
Threw a no-hitter	Kerisa Viramontes vs. Nevada (02/17/17)
Threw a perfect game	Hannah Howell vs. LMU (04/13/13)

2018 RECORD WHEN...

Overall	13-12
Conference	0-0
Non-Conference	13-12
Home	0-0
Away	1-1
Neutral	12-10
Day games	9-9
Night games	4-3
One-run games	2-4
Two-run games	2-2
Five-or-more-run games	7-5
Extra Inning games	2-2
Shutouts	3-2
Scoring 0-2 runs	3-5
Scoring 3-5 runs	1-4
Scoring 6-9 runs	6-3
Scoring 10+ runs	3-0
Opponent scores 0-2 runs	11-1
Opponent scores 3-5 runs	2-3
Opponent scores 6-9 runs	0-3
Opponent scores 10+ runs	0-5
BYU scores 1st inning	9-2
Opponent scores 1st inning	2-6
BYU scores first	11-2
Opponent scores first	2-10
BYU out-hits opponent	8-2
Opponent out-hits BYU	4-10
Equal number of hits	1-0
BYU hits zero home runs	2-7
BYU hits one home run	6-3
BYU hits 2+ home runs	5-2
Opponent hits zero home runs	10-4
Opponent hits one home run	3-3
Opponent hits 2+ home runs	0-5
BYU has no errors	5-1
BYU has one error	6-6
BYU has 2+ errors	2-5
Opponent has no errors	3-8
Opponent has one error	5-4
Opponent has 2+ errors	5-0
Game tied after fifth inning	3-1
BYU leads after fifth inning	7-2
BYU trails after fifth inning	0-8
Game tied after sixth inning	2-1
BYU leads after sixth inning	7-3
BYU trails after sixth inning	0-4
Mercy rule games	4-4
In February	6-9
In March	7-3
In April	0-0
In May	0-0
On Monday	0-0
On Tuesday	0-0
On Wednesday	1-1
On Thursday	3-3
On Friday	5-4
On Saturday	4-4
vs. left-handed starter	2-2
vs. right-handed starter	11-10

2018 TEAM GAME HIGHS

At Bats	32 vs. ECU
Runs scored	11 vs. Portland St.
Hits	14 vs. Hawai'i
RBI's	10 twice, last vs. Hawai'i
Doubles	3 vs. Fresno St.
Triples	1 four times, last vs. James Madison
Home runs	5 vs. Oregon St.
Stolen bases	5 vs. Portland St.
Walks	7 three times, last vs. ECU
Total Bases	25 vs. Hawai'i
Assists	16 vs. UAPB
DPs turned	2 vs. Oregon St.
Strikeouts	11 twice, last vs. James Madison
Hits allowed	19 vs. Oregon St.
Walks allowed	7 vs. Alabama

BYU IN THE NCAA

TEAM STAT RANKINGS

(as of 03/12/18)

Category	Value (ranking)
Batting Average	0.268 (129)
Double Plays Per Game	0.36 (85)
Doubles Per Game	0.76 (258)
Earned Run Average	3.87 (175)
Fielding Percentage	0.956 (165)
Home Runs Per Game	1.12 (16)
Scoring	4.96 (73)
Slugging Percentage	0.444 (55)
Stolen Bases Per Game	0.96 (135)
Triples Per Game	0.16 (128)
WL Percentage	0.520 (134)

INDIVIDUAL STAT RANKINGS

(as of 03/12/18)

Category	Name, value (ranking)
Hit by Pitch Per Game	Brielle Breland, 0.43 (11)
Hits	Libby Sugg, 28 (105)
Home Runs Per Game	Rylee Jensen, 0.26 (73)
Home Runs	Rylee Jensen, 6 (46)
On-Base Percentage	Lexi Tarrow, 0.506 (91)
	Libby Sugg, 0.488 (128)
RBI Per Game	Libby Sugg, 0.92 (109)
Sacrifice Flies	Caitlyn Alldredge, 3 (12)
Slugging Percentage	Libby Sugg, 0.634 (196)
	Rylee Jensen, 0.588 (271)
Strikeouts	Ariisa Paulson, 63 (87)
Strikeouts Per Seven Innings	Kerisa Viramontes, 6.8 (105)
Total Bases	Libby Sugg, 45 (110)
Walks	Lexi Tarrow, 0.72 (31)

OPPONENT IN THE NCAA

SUU TEAM STAT RANKINGS

(as of 03/12/18)

Category	Value (ranking)
Batting Average	0.238 (215)
Double Plays Per Game	0.38 (72)
Doubles Per Game	1.00 (181)
Earned Run Average	8.26 (291)
Fielding Percentage	0.941 (245)
Home Runs Per Game	0.67 (88)
Scoring	3.05 (231)
Slugging Percentage	0.370 (160)
Stolen Bases Per Game	0.76 (182)
Triples Per Game	0.10 (201)
WL Percentage	0.143 (275)

INDIVIDUAL STAT RANKINGS

(as of 03/12/18)

Category	Name, value (ranking)
Sacrifice Flies	Taylei Williams, 3 (12)
	Kendall Kapitcke, 2 (51)
	Kaitlin Williams, 2 (51)
Slugging Percentage	Taylei Williams, 0.677 (132)
Toughest to Strike Out	Nicole Simonson, 67.0 (15)
Walks	Kaitlin Williams, 0.58 (138)



2018 WCC STANDINGS

	WCC	Overall
San Diego	0-0	14-12
BYU	0-0	13-12
Loyola Marymount	0-0	11-12-1
Pacific	0-0	9-12
Saint Mary's	0-0	8-18
Santa Clara	0-0	3-17

2018 WCC PLAYERS OF THE WEEK

Week 1	Kailey Hill, San Diego
Week 2	Sydney Lahners, Pacific
Week 3	Taylor Spence, San Diego
Week 4	Lexi Tarrow, BYU
Week 5	Rylee Jensen, BYU

2018 WCC PITCHERS OF THE WEEK

Week 1	Halle Kylerl, San Diego
Week 2	Arissa Paulson, BYU
Week 3	Linnay Wilson, LMU
Week 4	Delaney Heller, San Diego
Week 5	Hannah Boos, San Diego

FINAL 2017 WCC STANDINGS

	WCC	Overall
BYU	14-1	44-11
Pacific	10-5	27-24
San Diego	8-7	22-22
Loyola Marymount	6-9	20-31
Santa Clara	4-11	12-35
Saint Mary's	3-12	17-31

2017 WCC Player of the Year

Caitlyn Alldredge

2017 Pitcher of the Year

McKenna Bull

2017 WCC Co-Freshman of the Year

Rylee Jensen

2017 WCC Coach of the Year

Gordon Eakin, BYU

2018 WCC PRESEASON POLL

2018 WCC Softball Preseason Poll

Team (First Place Votes)	Points
1. BYU (5)	25
T2. Pacific (1)	19
T2. Loyola Marymount	19
4. San Diego	13
5. Saint Mary's	9
6. Santa Clara	5

2018 All-WCC Preseason Softball Team

Name	Institution	Year	Position
Position Players			
Nikki Alexander	Saint Mary's	Soph.	2B/SS
Caitlyn Alldredge	BYU	Sr.	3B
Brooke Christensen	LMU	Sr.	OF
Ellie Fisher	Santa Clara	Sr.	OF
Rylee Jensen	BYU	So.	OF
Sydney Lahners	Pacific	Sr.	1B
Hailey Reed	Pacific	So.	P/OF
Irma Sanchez	LMU	Sr.	C
Hailey Sparacino	Saint Mary's	Sr.	UT
Taylor Spence	San Diego	Jr.	OF
Alexa Strid	BYU	Sr.	SS
Libby Sugg	BYU	Jr.	C
Pitchers			
Hannah Bandimere	LMU	Jr.	RHP
Arissa Paulson	BYU	So.	RHP
Marissa Young	Pacific	Sr.	RHP

TEAM STAT RANKINGS

(as of 03/12/18)

Category	Value (ranking)
Batting Average	0.268 (1)
Double Plays Per Game	0.36 (3)
Doubles Per Game	0.76 (6)
Earned Run Average	3.87 (3)
Fielding Percentage	0.956 (5)
Home Runs Per Game	1.12 (1)
Scoring	4.96 (1)
Slugging Percentage	0.444 (1)
Stolen Bases Per Game	0.96 (4)
Triples Per Game	0.16 (3)
WL Percentage	0.520 (1)

INDIVIDUAL STAT RANKINGS

(as of 03/12/18)

Category	Name, value (ranking)
Hit by Pitch Per Game	Brielle Breland, 0.43 (1)
Hits	Libby Sugg, 28 (2)
Home Runs Per Game	Rylee Jensen, 0.26 (2)
Home Runs	Rylee Jensen, 6 (2)
On-Base Percentage	Lexi Tarrow, 0.506 (1)
.	Libby Sugg, 0.488 (3)
RBI Per Game	Libby Sugg, 0.92 (1)
Sacrifice Flies	Caitlyn Alldredge, 3 (1)
Slugging Percentage	Libby Sugg, 0.634 (2)
.	Rylee Jensen, 0.588 (3)
Strikeouts	Arissa Paulson, 63 (1)
Strikeouts Per Seven Innings
.	Kerisa Viramontes, 6.8 (2)
Total Bases	Libby Sugg, 45 (2)
Walks	Lexi Tarrow, 0.72 (1)

GORDON EAKIN

**BYU HEAD COACH
2003-PRESENT**

Eakin is entering his 16th season as the Cougars' head coach and his 19th season at BYU overall.

He was named head coach in July 2002 after working as an assistant coach since the softball program's inception in 2000. Since that time he has led the Cougars to five Mountain West Conference championships, one Western Athletic Conference tournament championship, three West Coast Conference championship and 12 NCAA tournament appearances.

The 2017 WCC Coach of the Year (fourth-consecutive year) has coached 13 All-Americans, 11 conference players of the year, five conference freshmen of the year, and five conference pitchers of the year during his tenure.

In 2010, Eakin guided the Cougars to 46 wins, the most in school history, as BYU advanced to the NCAA Super Regionals for the first time ever with wins over East Carolina and host Texas before ending its season at national runner-up Arizona. The Cougars finished second in the country in batting average, seventh in scoring and ninth in slugging percentage as a team.

Known as one of the best hitting coaches in the country, Eakin has helped BYU finish in the top-ten nationally seven times in slugging percentage, six times in home runs per game, four times in batting average and four times in scoring.

In addition to his duties at BYU, Eakin was also an assistant coach and hitting coach for the USA National Team in 2009. In the summer of 2010, Eakin helped guide the National Team to a 17-2 record as USA won the World Championship in Venezuela, the World Cup in Oklahoma and the Japan Cup championship in Sendai, Japan.

Before entering the coaching ranks, Eakin was a successful baseball and softball player. After playing collegiate baseball at the University of Utah, Eakin signed with the Oakland Athletics organization where he played for three years.

Eakin went on to join the United States All-Star team, playing in three U.S. Olympic sports festivals in 1986, 1993 and 1994, winning bronze, silver and gold, respectively. While on the team, Eakin was honored on the ISC All-World First Team and was an ASA All-American. He would later go on to play shortstop on the internationally ranked Larry H. Miller Toyota Fast Pitch team, eventually earning induction into the Utah Fast Pitch Hall of Fame in 1998.

Eakin is a native of Holladay, Utah, and graduated from Granite High. He currently resides in Sandy, Utah, and is married to Barbi. They are the parents of three children (Alicia, Ryan & Parker) and have five grandsons.



EAKIN AT A GLANCE

- Record of 653-271 (.707) in 15 years as head coach
- Former USA National Team hitting coach
- Eight-time conference coach of the year (WCC: 2014-2017, PCSC 2013 and MWC: 2009, 2010 & 2011)
- Led BYU to WCC championships in 2014-2017, the 2013 PCSC championship and the WAC tournament championship in 2012
- Guided Cougars to five Mountain West Conference championships (2005, 2007, 2009, 2010, 2011) while never finishing lower than third in the conference
- Led BYU to first-ever NCAA Super Regional appearance in 2010 and 13-straight NCAA tournament appearances overall
- Coached 13 All-Americans
- Coached 11 conference players of the year, five conference freshmen of the year and five conference pitchers of the year
- Coached 28 All-Region performers, 46 all-conference performers
- Guided BYU to top-10 national finishes in slugging percentage seven times, home runs per game six times, batting average four times and scoring four times
- Coached two players who would go on to play professionally, including MWC Player of the Year Angeline Quiocho who finished first in the nation in home runs per game and RBI per game in 2010

EAKIN COACHING RECORD

YEAR	OVERALL	CONF.	CONF. FINISH	NCAA
2003	36-17	10-7	3rd/MWC	-
2004	34-18	11-8	3rd/MWC	-
2005	45-14	16-2	1st/MWC	1-2
2006	43-22	16-7	2nd/MWC	1-2
2007	43-20	17-4	1st/MWC	2-2
2008	44-20	14-6	2nd/MWC	1-2
2009	40-18	12-2	1st/MWC	2-2
2010	46-13	12-3	1st/MWC	3-2
2011	40-18	11-2	1st/MWC	2-2
2012	45-15	15-4	1st/WAC	2-2
2013	33-25	19-5	1st/PCSC	0-2
2014	34-23	12-2	1st/WCC	1-2
2015	40-14	13-2	1st/WCC	1-2
2016	36-21	12-3	1st/WCC	1-2
2017	46-13	14-1	1st/WCC	2-2
2018	13-12	-	-	-
TOTAL	617-283 (.686)	204-58	-	19-26
(16th Season)				



PETE MEREDITH

**BYU ASSOCIATE HEAD COACH
2014-PRESENT**

Coaching Experience

- Named associate head coach in 2018 after serving as assistant coach since 2014
- The Pitching Academy

Playing Career

- Played professional men's fastpitch for Sportsman Enterprises, Dave Frye Plastering, Farm Tavern, Trans Aire International and Larry Miller Toyota
- Meredith pitched in a record 23-consecutive International Softball Congress World Tournaments
- Set records for most tournament wins (61), no hitters (8), strikeouts in a tournament (100) and strikeouts in a game (21)
- Named to the All-World Team seven times
- Inducted into the ASA/USA National Softball Hall of Fame in 2016 and into the International Softball Congress Hall of Fame in 2007
- Holds the record for most wins in ASA national championship play, compiling a 55-27 record before retiring from Major competition in 2002.
- Tied for most wins in one Men's Major National Championship with eight in 1988 for Trans-Aire of Elkhart, Ind. and is the record holder for most IP in one national tourney (88) in that same national championship.

Personal

- Native of Dunedin, New Zealand



AJ TAUALI'I

**BYU ASSISTANT COACH
2017-PRESENT**

Coaching Experience

- Hitting coach at the Girls of Garciaparra Baseball Group Training Academy in Southern California
- Has coached private lessons for 10 years

Playing Career

- Played first base for Hawai'i from 2007-10
- One of four team captains in 2010 as Hawai'i advanced to the Women's College World Series
- Hit 18 of the team's 158 home runs in 2010, a national record, and finished the season batting .298
- Received All-Western Athletic First and Second Team honors in 2009 and 2010, respectively
- Named to the National Fastpitch Coaches Association All-West Region Team in 2009

Education

- Bachelor of Science in Sociology, University of Hawai'i (2011)

Personal

- Native of Torrance, California
- Served an LDS mission in Eugene, Oregon
- Younger sister Coco Tauali'i Bond played softball for BYU from 2013-16
- Younger sister Brooke Soon played volleyball for BYU from 2007-10



KEVIN JENSEN

**BYU VOLUNTEER ASSISTANT COACH
2016-PRESENT**

Coaching Experience

- Asst. baseball coach at Southern Utah
- Assistant baseball coach at Northridge High
- Assistant softball coach at Clearfield High
- Head softball coach at Layton High
- Head softball coach for Utah Express 14, 16 and 18 & under
- Utah Firebirds 18 & under at the ASA National Softball Championships
- Private softball and baseball instructor

Playing Career

- Played with the Cincinnati Reds
- Kansas City Royals Baseball Academy nominee
- Played baseball at Utah, Southern Utah and Weber State

Personal

- Served an LDS mission in Ontario, Canada
- Niece Tracee Hoch Heaton played softball at BYU in 2006-07
- Wife is Suzi Miya Jensen and has three children and four grandchildren

No.	Name	Pos.	B/T	Ht.	Yr.	Hometown (Previous School)
18	Caitlyn Alldredge	3B, OF	R/R	5-10	Sr.	Centerville, Utah/Viewmont HS
11	Morgan Bevell	C	R/R	5-10	Fr.	Issaquah, Wash./Issaquah HS
12	Brielle Breland	INF, OF	R/R	5-8	Sr.	Mesa, Ariz./Grand Canyon University
3	Marissa Chavez	SS, 2B	R/R	5-6	Fr.	Covina, Calif./Charter Oaks HS
55	Martha Epenesa	3B	R/R	5-9	Fr.	Moreno Valley, Calif./Valley View HS
8	Emilee Erickson	C	R/R	5-10	Jr.	Phoenix, Ariz./Sandra Day O'Connor HS
13	Bridget Fleener	1B, C	L/R	5-6	Fr.	Camarillo, Calif./Camarillo HS
6	Ashley Godfrey	OF, C	R/R	5-6	Jr.	Buckeye, Ariz./Estrella Foothills HS
27	Allie Hancock	OF	R/R	5-10	Jr.	Gilbert, Ariz./Basha HS
2	Rylee Jensen	OF	L/L	5-8	So.	Idaho Falls, Idaho/Skyline HS
22	Madison Merrell	OF	R/R	5-8	Sr.	Queen Creek, Ariz./Queen Creek HS
17	Erin Miklus	2B	L/R	5-2	Fr.	Altoona, Iowa/Southeast Polk HS
20	Autumn Moffat	P	R/R	5-10	Fr.	Eagle, Idaho/Eagle HS
7	Arianna Paulson	P, 1B	R/R	5-8	Sr.	Payson, Ariz./Payson HS
10	Arianna Paulson	P, 1B	R/R	5-10	So.	Payson, Ariz./Brightmont Academy
24	Olivia Sanchez	P, 1B	R/R	5-7	Jr.	Murrieta, Calif./Murrieta Valley HS
16	Alexa Strid	SS	R/R	5-8	Sr.	Stephens City, Va./Karl Maeser Academy
21	Libby Sugg	C	R/R	5-7	Jr.	Franklin, Tenn./Franklin HS
26	Lexi Tarrow	OF	L/R	5-8	Jr.	Olympia, Wash./A.G. West Black Hills HS
1	Brooke Vander Heide	OF	L/L	5-7	So.	Sandy, Utah/Alta HS
33	Kerisa Viramontes	P	R/R	5-5	So.	Norco, Calif./Norco HS

Head Coach: Gordon Eakin (16th year)

Assistant Coach: Pete Meredith (5th year)

Assistant Coach: AJ Tauali'i (1st year)

Assistant Coach: Kevin Jensen (3rd year)

Athletic Trainer: Kenzi Booth (1st year)

Softball Operations: Bridget Bergstrom (1st year)

Pronunciation Guide:

Brielle Breland	Bree-el brEE-land	Arianna Paulson	AR-ee-aw-nuh
Marissa Chavez	Chaw-vehz	Alexa Strid	Stri-d
Martha Epenesa	Epp-eh-neh-suh	Lexi Tarrow	tehr-oh
Madison Merrell	mare-el	Brooke Vander Heide	Hide
Erin Miklus	Mick-lus	Kerisa Viramontes	Kerr-issa
			Veer-a-mont-es
Gordon Eakin	EE-kin	AJ Tauali'i	Tau-AH-lee-EE

SENIORS (5)

Caitlyn Alldredge
Brielle Breland
Madison Merrell
Arianna Paulson
Alexa Strid

JUNIORS (6)

Emilee Erickson
Ashley Godfrey
Allie Hancock
Olivia Sanchez
Libby Sugg
Lexi Tarrow

SOPHOMORES (4)

Rylee Jensen
Arianna Paulson
Brooke Vander Heide
Kerisa Viramontes

FRESHMEN (6)

Morgan Bevell
Marissa Chavez
Martha Epenesa
Bridget Fleener
Erin Miklus
Autumn Moffat

MARRIED (1)

Caitlyn Alldredge

PITCHERS (5)

Autumn Moffat
Arianna Paulson
Arianna Paulson
Olivia Sanchez
Kerisa Viramontes

CATCHERS (4)

Morgan Bevell
Emilee Erickson
Bridget Fleener
Libby Sugg

INFIELDERS (13)

Caitlyn Alldredge
Brielle Breland
Marissa Chavez
Martha Epenesa
Bridget Fleener
Allie Hancock
Erin Miklus
Autumn Moffat
Arianna Paulson
Arianna Paulson
Alexa Strid
Olivia Sanchez

OUTFIELDERS (8)

Brielle Breland
Ashley Godfrey
Rylee Jensen
Madison Merrell
Alexa Strid
Lexi Tarrow
Brooke Vander Heide

ARIZONA (7)

Brielle Breland
Emilee Erickson
Ashley Godfrey
Allie Hancock
Madison Merrell
Arianna Paulson
Arianna Paulson

CALIFORNIA (4)

Martha Epenesa
Bridget Fleener
Olivia Sanchez
Kerisa Viramontes

IDAHO (2)

Rylee Jensen
Autumn Moffat

IOWA (1)

Erin Miklus

TENNESSEE (1)

Libby Sugg

UTAH (2)

Caitlyn Alldredge
Brooke Vander Heide

VIRGINIA (1)

Alexa Strid

WASHINGTON (1)

Morgan Bevell



Brooke Vander Heide • 1

5-7 • Sophomore • OF • L/L • Sandy, Utah • Alta HS
Career Stats

Season	GP	GS	AB	R	H	2B	3B	HR	RBI	BB	SO	SB	CS	SF	SH	HBP	AVG	SLG	OBP	PO	A	E	FLD
2017	48	40	94	25	32	3	1	0	14	12	17	10	1	0	3	1	.340	.394	.421	25	2	0	1.000
2018	21	20	48	9	11	1	0	0	2	4	8	4	0	0	4	1	.229	.250	.302	23	2	1	0.960
CAREER	69	60	142	34	43	4	1	0	16	16	25	14	1	0	7	2	.303	.345	.381	48	4	1	0.981

Notable

- Hit .714 during her senior season in high school
- Her 214 career hits is a Utah high school record
- Four-year letterwinner in volleyball
- Named to 2017 WCC Commissioner's Silver Honor Roll
- 2017 NFCA All-America Scholar-Athlete

Records

SEASON HIGHS
At Bats 4 vs. JMU (3/10)
Runs 2 vs. PSU. (3/2)
Hits 2 twice, last vs. PSU(3/2)
RBI 2 vs. PSU. (3/2)
Walks 1 four times, last vs. Longwood (3/7)
Stolen Bases 2 vs. PSU (3/2)
Batting Average (min. 3 AB) .667 twice, last vs. PSU (3/2)
Slugging Percentage (min. 3 AB) .667 three times, last vs. PSU (3/2)

CAREER HIGHS
At Bats 4 vs. JMU (3/10/18)
Runs 2 four times, last vs. PSU (3/2/18)
Hits 2 seven times, last vs. PSU (3/2/18)
RBI 2 four times, last vs. PSU (3/2/18)
Walks 3 vs. Detroit Mercy (3/3/17)
Stolen Bases 2 vs. PSU (3/2/18)
Batting Average (min. 3 AB) .667 six times, last vs. PSU (3/2/18)
Slugging Percentage (min. 3 AB) 1.333 @ SUU (4/11/17)

Season Highlights

- Went 2/3 in two games this season
- Had two hits and two runs against Portland St. Also had stole a career-high two bases in that game



Rylee Jensen • 2

5-8 • Sophomore • OF • L/L • Idaho Falls, Idaho • Skyline HS
Career Stats

Season	GP	GS	AB	R	H	2B	3B	HR	RBI	BB	SO	SB	CS	SF	SH	HBP	AVG	SLG	OBP	PO	A	E	FLD
2017	55	53	160	40	54	11	1	6	34	28	16	7	3	1	4	3	.338	.531	.443	69	2	0	1.000
2018	23	22	68	24	18	2	1	6	15	12	14	2	0	0	2	1	.265	.588	.383	25	2	1	0.980
CAREER	78	75	228	64	72	13	2	12	49	40	30	9	3	1	6	4	.316	.548	.425	94	4	1	0.990

Notable

- 2016 Skyline Player of the Year
- Four-year letterwinner in basketball
- 2017 NFCA All-Pacific Region Third Team
- WCC Co-Freshman of the Year
- All-WCC First Team
- Two-time WCC Player of the Week


Records

SEASON HIGHS
At Bats 5 vs. JMU (3/10)
Runs 2 six times, last vs. ECU (3/9)
Hits 2 six times, last vs. JMU (3/10)
RBI 3 vs. ECU (3/9)
Walks 2 twice, last vs. UAPB (3/10)
Stolen Bases 1 twice, last vs. Alabama (3/2)
Batting Average (min. 3 AB) 0.667 twice, last vs. Fresno St. (2/24)
Slugging Percentage (min. 3 AB) 2.000 vs. ECU (3/9)

CAREER HIGHS
At Bats 5 vs. JMU (3/10/18)
Runs 3 four times, last @ SCU (5/6/17)
Hits 4 vs. Nebraska (2/9/17)
RBI 5 vs. San Diego (4/28/17)
Walks 2 seven times, last vs. PSU (2/3/18)
Stolen Bases 1 nine times, last vs. Alabama (3/2)
Batting Average (min. 3 AB) 1.000 twice, last @ Saint Mary's (5/13/17)
Slugging Percentage (min. 3 AB) 2.000 twice, last vs. ECU (3/9/18)

Season Highlights

- Leads the team in home runs with six
- Went 2/3 in three games so far this season
- Hit a two-run homer against No. 1 Washington (3/3)
- Earned third career WCC Player of the Week honor (3/12) after batting .421 in six games and scoring 10 runs on eight hits, including five home runs and one triple. She also had seven RBI.
- Crushed two home runs against ECU (3/9)



Marissa Chavez • 3

5-6 • Freshman • SS, 2B • R/R • Covina, California • Charter Oaks HS
Career Stats

Season	GP	GS	AB	R	H	2B	3B	HR	RBI	BB	SO	SB	CS	SF	SH	HBP	AVG	SLG	OBP	PO	A	E	FLD
2018	2	1	4	0	0	0	0	0	0	0	3	0	0	0	0	0	0	0	0	0	0	0	0
CAREER	2	1	4	0	0	0	0	0	0	0	3	0	0	0	0	0	0	0	0	0	0	0	0

Records

SEASON HIGHS
At Bats 3 vs. Iowa St. (2/17)
Runs --
Hits --
RBI --
Walks --
Stolen Bases --
Batting Average (min. 3 AB) --
Slugging Percentage (min. 3 AB) --

CAREER HIGHS
At Bats 3 vs. Iowa St. (2/17/18)
Runs --
Hits --
RBI --
Walks --
Stolen Bases --
Batting Average (min. 3 AB) --
Slugging Percentage (min. 3 AB) --

Season Highlights

Notable

- Four-year varsity starter
- Won the Silver Slugger Award



Ashley Godfrey • 6

5-6 • Junior • OF, C • R/R • Buckeye, Arizona • Estrella Foothills HS
Career Stats

Season	GP	GS	AB	R	H	2B	3B	HR	RBI	BB	SO	SB	CS	SF	SH	HBP	AVG	SLG	OBP	PO	A	E	FLD
2015	9	0	7	3	3	0	0	0	0	0	1	0	0	0	0	0	.429	.429	.429	1	0	0	1.000
2017	15	1	10	3	4	0	0	0	2	1	0	1	0	0	0	1	.400	.400	.500	19	4	0	1.000
2018	14	5	16	5	2	0	0	1	3	3	5	0	0	0	0	1	.125	.313	.300	9	6	2	.880
CAREER	38	6	33	11	9	0	0	1	5	4	6	1	0	0	0	2	.273	.364	.385	29	10	2	.951

Notable

- Majoring in exercise and wellness
- Arizona Interscholastic Association All-State First Team 2010-12
- Lettered in volleyball and soccer, All-Section Second Team in soccer in 2013-14

Records

SEASON HIGHS

At Bats 3 four times, last vs. ECU (3/9)
Runs 1 five times, last vs. Fresno St. (2/24)
Hits 1 twice, last vs. JMU (3/7)
RBI 3 vs. Oregon St. (2/10)
Walks 1 three times, last vs. ECU (3/9)
Stolen Bases --
Batting Average (min. 3 AB) --
Slugging Percentage (min. 3 AB) --

CAREER HIGHS

At Bats 3 six times, last vs. ECU (3/9/18)
Runs 2 vs. Texas A&M (2/20/15)
Hits 3 vs. Detroit Mercy (3/3/17)
RBI 3 vs. Oregon State (2/10/18)
Walks 1 four times, last vs. ECU (3/9)
Stolen Bases 1 vs. Nebraska (2/9/17)
Batting Average (min. 3 AB) 1.000 vs. Detroit Mercy (3/3/17)
Slugging Percentage (min. 3 AB) 1.000 vs. Detroit Mercy (3/3/17)

Season Highlights

- Hit her first-career home run, a three-run dinger, against Oregon State (2/10) in her home state of Arizona



Arianna Paulson • 7

5-7 • Senior • P, 1B • R/R • Payson, Arizona • Payson HS
Career Stats

Season	GP	GS	W	L	CG	SHO	SV	IP	H	R	ER	BB	SO	2B	3B	HR	AB	HBP	AVG	ERA
2015	14	5	2	3	1	0	0	36.1	49	45	39	44	34	8	0	0	153	9	.320	7.51
2016	11	1	2	0	1	0	0	23.2	30	31	26	38	30	4	0	4	99	1	.303	7.69
2017	12	3	3	1	1	1	2	26.1	27	19	17	18	18	3	0	3	101	5	.267	4.52
2018	0	0	0	0	0	0	0	0	0	0	0	0	0	0	0	0	0	0	0	0
CAREER	37	9	7	3	3	1	2	85.4	106	95	82	100	82	15	0	7	353	15	.297	6.57

Notable

- Younger sister Arissa is on the team
- Brother Sterling played rugby at BYU from 2012-14
- Great-grandfather played for the Washington Redskins
- Salutatorian of her high school class
- Also played volleyball and basketball

Records

SEASON HIGHS

Strikeouts --
ERA (min. 4 IP) --
Innings Pitched --
Opponent Batting Average (min. 4 IP) --
Earned Runs --
Hits --
Walks --
At Bats --

CAREER HIGHS

Strikeouts 7 @ San Diego (5/14/16)
ERA (min. 4 IP) .00 vs. Detroit Mercy (3/3/17)
Innings Pitched 7.0 @ San Diego (5/14/16)
Opponent Batting Average (min. 4 IP) .160 @ San Diego (5/14/16)
Earned Runs 7 vs. Tennessee (2/11/16)
Hits 8 vs. San Jose State (2/5/16)
Walks 9 vs. California (2/6/15)
At Bats 25 @ San Diego (5/14/16)

Season Highlights



Emilee Erickson • 8

5-10 • Junior • C • R/R • Phoenix, Arizona • Sandra Day O'Connor HS
Career Stats

Season	GP	GS	AB	R	H	2B	3B	HR	RBI	BB	SO	SB	CS	SF	SH	HBP	AVG	SLG	OBP	PO	A	E	FLD
2016	31	25	75	11	21	4	0	3	12	4	20	0	1	0	3	3	.280	.453	.341	116	15	2	.985
2017	10	5	16	3	1	0	0	0	0	1	3	0	0	0	0	2	.063	.063	.211	36	1	0	1.000
2018	9	7	16	0	2	0	0	0	1	4	5	0	0	0	0	1	.125	.125	.333	34	4	0	1.00
CAREER	50	37	107	14	24	4	0	3	13	9	28	0	1	0	3	6	.224	.346	.320	186	20	2	.990

Notable

- 21st member of her family to attend BYU
- Brother Brendon played baseball for BYU in 2013
- Captain of her team that won the 2015 Division I State Championship
- Voted Female Athlete of the Year at her high school

Records

SEASON HIGHS

At Bats 3 twice, last vs. UAPB (3/10)
Runs --
Hits 1 twice, last vs. JMU (3/7)
RBI 1 vs. Iowa St. (2/17)
Walks 3 vs. Oregon St. (2/10)
Stolen Bases --
Batting Average (min. 3 AB) --
Slugging Percentage (min. 3 AB) --

CAREER HIGHS

At Bats 4 three times, last @ Utah (3/15/16)
Runs 2 twice, last vs. Santa Clara (5/6/16)
Hits 2 four times, last vs. Santa Clara (5/6/16)
RBI 2 vs. Southern Utah (4/5/16)
Walks 3 vs. Oregon St. (2/10/18)
Stolen Bases --
Batting Average (min. 3 AB) .667 twice, last vs. Santa Clara (5/6/16)
Slugging Percentage (min. 3 AB) 1.667 vs. Santa Clara (5/6/16)

Season Highlights



Arissa Paulson • 10

5-10 • Sophomore • P, 1B • R/R • Payson, Arizona • Brightmont Academy

Career Stats

Season	GP	GS	W	L	CG	SHO	SV	IP	H	R	ER	BB	SO	2B	3B	HR	AB	HBP	AVG	ERA
2017	25	20	11	3	9	2	1	102.0	82	43	41	59	97	17	3	3	363	4	.226	3.72
2018	17	15	7	6	7	3	0	76.0	68	39	32	39	63	8	1	4	292	7	.233	2.95
CAREER	42	35	18	9	16	5	1	178.0	150	82	73	98	160	25	4	7	655	11	.229	2.97

Notable

- Older sister Arianna is on the team
- Brother Sterling played rugby at BYU from 2012-14
- Great-grandfather played for the Washington Redskins
- Arizona Gatorade Softball Player of the Year for 2014-15
- Also played soccer and basketball

Records

SEASON HIGHS

Strikeouts 8 four times, last vs. NU (3/3)
ERA (min. 4 IP) .00 four times, last vs. NU (3/3)
Innings Pitched 8.0, vs. CSUN (2/23)
Opponent Batting Average (min. 4 IP) .133 twice, last vs. NU (3/3)
Earned Runs 7 vs. Missouri (2/22)
Hits 11 vs. Missouri (2/22)
Walks 7 vs. Alabama (3/2)
At Bats 30 vs. CSUN (2/23)

CAREER HIGHS

Strikeouts 9 vs. UVU (5/8/17)
ERA (min. 4 IP) .00 six times, last vs. NU (3/3)
Innings Pitched 8.0, vs. CSUN (2/23/18)
Opponent Batting Average (min. 4 IP) .133 twice, last vs. NU (3/3/18)
Earned Runs 7 twice, last vs. Missouri (2/22/18)
Hits 11 vs. Missouri (2/22/18)
Walks 7 vs. Alabama (3/2/18)
At Bats 30 vs. CSUN (2/23/18)

Season Highlights

- In the first game of the season, pitched a complete game in win over Stanford (2/8)
- WCC Pitcher of the Week (2/20)
- Pitched three shutouts against FIU, CSUN and Northwestern



Morgan Bevell • 11

5-10 • Freshman • C • R/R • Issaquah, Washington • Issaquah HS

Career Stats

Season	GP	GS	AB	R	H	2B	3B	HR	RBI	BB	SO	SB	CS	SF	SH	HBP	AVG	SLG	OBP	PO	A	E	FLD
2018	3	0	3	0	0	0	0	0	0	1	2	0	0	0	0	0	0	0	0	1	0	0	1.000
CAREER	3	0	3	0	0	0	0	0	0	1	2	0	0	0	0	0	0	0	0	1	0	0	0

Notable

- Four-year starter on varsity
- Team captain and overall MVP in 2016
- Three-year scholar athlete
- Hopes to pursue a degree in the medical field

Records

SEASON HIGHS

At Bats 1 three times, last vs. Wash. (3/3)
Runs --
Hits --
RBI --
Walks --
Stolen Bases --
Batting Average (min. 3 AB) --
Slugging Percentage (min. 3 AB) --

CAREER HIGHS

At Bats 1 three times, last vs. Wash. (3/3/18)
Runs --
Hits --
RBI --
Walks --
Stolen Bases --
Batting Average (min. 3 AB) --
Slugging Percentage (min. 3 AB) --

Season Highlights

- Had first collegiate putout at Washington as catcher



Brielle Breland • 12

5-8 • Senior • INF, OF • R/R • Mesa, Arizona • Grand Canyon University

Career Stats

Season	GP	GS	AB	R	H	2B	3B	HR	RBI	BB	SO	SB	CS	SF	SH	HBP	AVG	SLG	OBP	PO	A	E	FLD
2017	53	44	108	29	31	6	2	5	29	10	20	7	1	0	3	13	.287	.519	.412	37	3	2	.952
2018	23	23	59	15	14	0	1	2	6	9	14	2	3	1	4	10	.237	.373	.418	37	25	5	.930
CAREER	76	67	167	44	45	6	3	7	35	19	34	9	4	1	7	23	.269	.467	.414	74	28	7	.936

Notable

- Team captain this season
- 2017 All-WCC Second Team
- WCC Commissioner's Silver Honor Roll
- Transfer from Grand Canyon University
- Had a .353 career batting average at GCU
- All-WAC second team
- Four-year letterwinner in volleyball in high school

Records

SEASON HIGHS

At Bats 5 vs. ECU (3/9)
Runs 2 four times, last vs. NU (3/3)
Hits 2 twice, last vs. NU (3/3)
RBI 3 vs. Hawai'i (2/15)
Walks 2 vs. Stanford (2/8)
Stolen Bases 1 twice, last vs. NU (3/3)
Batting Average (min. 3 AB) .667 twice, last NU (3/3)
Slugging Percentage (min. 3 AB) 1.67 vs. Hawai'i (2/15)

CAREER HIGHS

At Bats 5 vs. ECU (3/9/18)
Runs 2 eight times, last vs. NU (3/3/18)
Hits 2 seven times, last vs. Hawai'i (2/15/18)
RBI 3 three times, last vs. Hawai'i (2/15/18)
Walks 2 twice, last vs. Stanford (2/8/18)
Stolen Bases 1 eight times, last vs. CSUN (2/23/18)
Batting Average (min. 3 AB) .667 seven times, last vs. NU (3/3/18)
Slugging Percentage (min. 3 AB) 2.333 @ LMU (2/7/17)

Season Highlights

- Hit her first home run of the season, a three-run dinger, against Hawai'i (2/15)
- Also hit a home run against Fresno State (2/24)
- Went 2/3 and hit a triple against Northwestern (3/2)



Bridget Fleener • 13

5-6 • Freshman • 1B, C • L/R • Camarillo, California • Camarillo HS

Career Stats

Season	GP	GS	AB	R	H	2B	3B	HR	RBI	BB	SO	SB	CS	SF	SH	HBP	AVG	SLG	OBP	PO	A	E	FLD
2018	20	17	47	4	13	0	1	3	9	4	5	0	0	1	2	1	.277	.511	.340	0	0	0	0
CAREER	20	17	47	4	13	0	1	3	9	4	5	0	0	1	2	1	.277	.511	.340	0	0	0	0

Notable

- Four-year starter on varsity
- Named ACHS Offensive Player of the Year in 2014, 2015 and 2016
- Plans to major in exercise science

Records

SEASON HIGHS

At Bats 4 four times, last vs. Alabama (3/2)

Runs 1 four times, last vs. PSU State (3/2)

Hits 2 three times, last vs. JMU (3/10)

RBI 2 vs. Hawai'i (2/15)

Walks 1 four times, last vs. Wash. (3/3)

Stolen Bases --

Batting Average (min. 3 AB) .667 vs. JMU (3/10)

Slugging Percentage (min. 3 AB) 1.25 vs. Hawai'i (2/15)

CAREER HIGHS

At Bats 4 four times, last vs. Alabama (3/2/18)

Runs 1 four times, last vs. PSU State (3/2/18)

Hits 2 three times, last vs. JMU (3/10)

RBI 2 vs. Hawai'i (2/15/18)

Walks 1 four times, last vs. Wash. (3/3/18)

Stolen Bases --

Batting Average (min. 3 AB) .667 vs. JMU (3/10)

Slugging Percentage (min. 3 AB) 1.25 vs. Hawai'i (2/15/18)

Season Highlights

- Hit a triple against Nebraska in her first at-bat as a Cougar (2/9)
- Recorded her first home run against Oregon State (2/10)
- Crushed a two-run homer against Hawai'i (2/15)
- Hit her third home run against Portland State (3/2)
- Went 2/3 against James Madison (3/10)



Alexa Strid • 16

5-8 • Senior • SS • R/R • Stephens City, Virginia • Karl Maeser Academy

Career Stats

Season	GP	GS	AB	R	H	2B	3B	HR	RBI	BB	SO	SB	CS	SF	SH	HBP	AVG	SLG	OBP	PO	A	E	FLD
2015	49	47	115	23	26	5	0	2	12	12	17	3	1	0	6	4	.226	.322	.321	58	75	15	.899
2016	47	44	122	20	40	7	2	5	21	16	16	1	0	3	3	1	.328	.541	.401	30	14	3	.936
2017	59	59	161	28	51	10	3	5	32	20	14	5	1	1	8	1	.317	.509	.393	78	95	8	.956
2018	25	25	82	10	26	2	0	2	15	2	13	1	0	1	2	0	.317	.415	.329	23	44	5	.930
CAREER	180	175	480	81	143	24	5	14	80	50	60	10	2	5	19	6	.298	.456	.368	189	228	31	.931

Notable

- Team captain this season
- All-WCC First Team in 2016 and 2017
- Redshirt senior (redshirted in 2014)
- Led the Georgia East Cobb Bullets to a top-5 finish at the 2013 18-U Premier Nationals

Records

SEASON HIGHS

At Bats 4 12 times, last vs. JMU (3/10)

Runs 2 twice, last vs. CSUN (2/23)

Hits 2 nine times, last vs. UAPB (3/10)

RBI 3 vs. NU (3/3)

Walks 1 twice, last vs. Hawai'i (2/15)

Stolen Bases 1 vs. Hawai'i (2/15)

Batting Average (min. 3 AB) .667 twice, last vs. UAPB (3/10)

Slugging Percentage (min. 3 AB) 1.25 twice, vs. LBSU (2/17)

CAREER HIGHS

At Bats 5 twice, last @ San Diego (5/13/16)

Runs 3 @ Santa Clara (5/6/17)

Hits 3 three times, last vs. San Diego (4/28/17)

RBI 4 twice, last vs. Pacific (4/14/17)

Walks 2 eight times, last @ SCU (5/6/17)

Stolen Bases 2 twice, last @ Saint Mary's (5/13/17)

Batting Average (min. 3 AB) 1.000 twice, last vs. San Diego (4/28/17)

Slugging Percentage (min. 3 AB) 2.333 vs. Pacific (4/15/17)

Season Highlights

- Hit first home run of the season against LBSU (2/17)
- Hit another dinger against CSUN (2/23)
- Went a perfect 2/2, including a triple, against Northwestern (3/3)
- Went 2/3 in two games at the Outrigger Resorts Hawai'i Spring Fling Tournament



Erin Miklus • 17

5-2 • Freshman • 2B • L/R • Altoona, Iowa • Southeast Polk HS

Career Stats

Season	GP	GS	AB	R	H	2B	3B	HR	RBI	BB	SO	SB	CS	SF	SH	HBP	AVG	SLG	OBP	PO	A	E	FLD
2018	16	2	6	10	1	0	0	0	0	1	1	2	0	0	0	0	.167	.167	.286	4	4	0	1.000
CAREER	16	2	6	10	1	0	0	0	0	1	1	2	0	0	0	0	.167	.167	.286	4	4	0	1.000

Notable

- Two of her brothers wrestle for Mizzou
- Has cousins that played softball at Drake, Iowa and Hartburg College
- National Honor Society
- All-Academic Award
- Plans to study psychology

Records

SEASON HIGHS

At Bats 2 twice, last vs. UAPB (3/10)

Runs 1 10 times, last vs. JMU (3/10)

Hits 1 vs. Missouri (2/22)

RBI --

Walks 1 vs. Missouri (2/22)

Stolen Bases 1 twice, last vs. Fresno St. (2/24)

Batting Average (min. 3 AB) --

Slugging Percentage (min. 3 AB) --

CAREER HIGHS

At Bats 2 twice, last vs. UAPB (3/10/18)

Runs 1 10 times, last vs. JMU (3/10/18)

Hits 1 vs. Missouri (2/22/18)

RBI --

Walks 1 vs. Missouri (2/22/18)

Stolen Bases 1 twice, last vs. Fresno St. (2/24/18)

Batting Average (min. 3 AB) --

Slugging Percentage (min. 3 AB) --

Season Highlights

- Scored 10 runs as a pinch runner in 10 games
- Had two putouts and one assist in her first collegiate start against Missouri (2/22)
- Also had two putouts and two assists against UAPB (3/10)



Caitlyn Alldredge • 18

5-10 • Senior • 3B • R/R • Centerville, Utah • Viewmont HS

Career Stats

Season	GP	GS	AB	R	H	2B	3B	HR	RBI	BB	SO	SB	CS	SF	SH	HBP	AVG	SLG	OBP	PO	A	E	FLD
2015	17	5	26	5	5	0	0	1	4	1	8	0	0	0	1	1	.192	.308	.250	13	12	2	.926
2016	52	48	128	12	32	4	1	2	15	16	33	2	1	2	1	2	.250	.344	.338	55	3	4	.935
2017	59	59	154	45	53	12	3	10	42	19	27	5	1	2	6	2	.344	.656	.418	48	123	4	.977
2018	25	25	67	8	18	2	0	4	18	9	13	0	0	3	2	0	.269	.478	.342	25	71	5	.951
CAREER	153	137	375	70	108	18	4	17	79	45	81	7	2	7	10	5	.264	.447	.337	141	209	15	.947

Notable

- Team captain this season
- 2017 NFCA All-Pacific Region First Team
- WCC Player of the Year, All-WCC First Team
- Only married player on this year's roster
- Brother Biss Larsen played baseball for Utah
- Lettered all four years in softball and baseball

Records

SEASON HIGHS

At Bats 4 four times, last vs. JMU (3/10)
Runs 1, eight times, last vs. ECU (3/9)
Hits 2 four times, last vs. JMU (3/10)
RBI 3 vs. New Mexico (2/16)
Walks 2 twice, last vs. ECU (3/9)
Stolen Bases --
Batting Average (min. 3 AB) .667 twice, last vs. LBSU (2/17)
Slugging Percentage (min. 3 AB) 1.00 twice, last vs. LBSU (2/17)

SEASON HIGHS

At Bats 5 vs. Mount St. Mary's (3/3/16)
Runs 3 three times, last @ SCU (5/6/17)
Hits 3 six times, last @ SCU (5/6/17)
RBI 5 vs. San Diego (4/28/16)
Walks 3 @ Utah (3/15/16)
Stolen Bases 1 seven times, last vs. Mississippi St. (5/18/17)
Batting Average (min. 3 AB) 1.000 six times, last @ SCU (5/6/17)
Slugging Percentage (min. 3 AB) 3.000 vs. San Diego (4/28/17)

Season Highlights

- Hit a home run against Oregon State (2/10)
- Crushed a three-run homer against New Mexico (2/16)
- Recorded seven putouts against Iowa State (2/17)
- Went a perfect 2/2, including a home run and two RBI, against Northwestern (3/3)
- Hit fourth home run of the season against JMU (3/7)



Autumn Moffat • 20

5-10 • Freshman • P, 1B • R/R • Eagle, Idaho • Eagle HS

Career Stats

Season	GP	GS	W	L	CG	SHO	SV	IP	H	R	ER	BB	SO	2B	3B	HR	AB	HBP	AVG	ERA
2018	11	4	2	2	2	0	0	32.2	51	35	24	13	20	4	0	6	151	7	.338	5.14
CAREER	11	4	2	2	2	0	0	32.2	51	35	24	13	20	4	0	6	151	7	.338	5.14

Notable

- Her dad played football at BYU while her brother was a cheerleader here
- Three-time state champion pitcher
- Two-time 5A pitcher of the year
- Wants to study nursing

Records

SEASON HIGHS

Strikeouts 4 vs. UAPB (3/10)
ERA (min. 4 IP) 1.0 vs. UAPB (3/10)
Innings Pitched 7.0 vs. UAPB (3/10)
Opponent Batting Average (min. 4 IP) 0.118 vs. PSU (3/2)
Earned Runs 6 vs. Tennessee (2/22)
Hits 12 vs. Tennessee (2/22)
Walks 4 vs. PSU (3/2)
At Bats 28 vs. UAPB (3/10)

CAREER HIGHS

Strikeouts 4 vs. UAPB (3/10/18)
ERA (min. 4 IP) 1.0 vs. UAPB (3/10/18)
Innings Pitched 7.0 vs. UAPB (3/10/18)
Opponent Batting Average (min. 4 IP) 0.118 vs. PSU (3/2/18)
Earned Runs 6 vs. Tennessee (2/22/18)
Hits 12 vs. Tennessee (2/22/18)
Walks 4 vs. PSU (3/2/18)
At Bats 28 vs. UAPB (3/10/18)

Season Highlights

- Started first collegiate game against LBSU (2/17)
- Earned first collegiate win over Portland State (3/2)
- Pitched a complete game in win over Arkansas at Pine Bluff without walking any batters (3/10)



Libby Sugg • 21

5-7 • Junior • C • R/R • Franklin, Tennessee • Franklin HS

Career Stats

Season	GP	GS	AB	R	H	2B	3B	HR	RBI	BB	SO	SB	CS	SF	SH	HBP	AVG	SLG	OBP	PO	A	E	FLD
2016	57	57	163	30	52	10	1	18	58	37	33	0	1	1	0	1	.319	.724	.446	288	15	4	.987
2017	58	57	163	30	58	12	0	13	56	18	22	4	0	4	5	2	.356	.669	.417	315	16	2	.994
2018	25	25	71	11	28	5	0	4	23	14	7	1	0	1	1	0	.394	.634	.488	132	9	5	.966
CAREER	140	139	397	71	138	27	1	35	137	69	62	5	1	6	6	3	.348	.685	.442	735	40	11	.986

Notable

- Team captain this season
- Named to 2018 USA Softball College Player of the Year Watch List
- 2017 NFCA All-Pacific Region First Team
- All-WCC Second Team
- Won two ASA/USA National Championships with Tennessee Fury 97
- Only player to start every game in 2016
- Hit a grand slam against Saint Mary's in 2016

Records

SEASON HIGHS

At Bats 4 seven times, last vs. ECU (3/9)
Runs 2 vs. New Mexico (2/16)
Hits 3 twice, last vs. New Mexico (2/16)
RBI 3 four times, last vs. NU (3/3)
Walks 2 three times, last vs. Alabama (3/2)
Stolen Bases 1 vs. PSU (3/2)
Batting Average (min. 3 AB) .750 vs. New Mexico (2/16)
Slugging Percentage (min. 3 AB) 1.50 vs. New Mexico (2/16)

CAREER HIGHS

At Bats 4 30 times, last vs. ECU (3/9)
Runs 2 14 times, vs. New Mexico (2/16/18)
Hits 3 five times, last vs. New Mexico (2/16/18)
RBI 5 twice, last vs. Nebraska (2/9/17)
Walks 3 vs. Santa Clara (5/7/16)
Stolen Bases 1 five times, last vs. PSU (3/2/18)
Batting Average (min. 3 AB) 1.000 four times, last vs. Nebraska (2/9)
Slugging Percentage (min. 3 AB) 2.667 vs. Utah (3/22/17)

Season Highlights

- Went a perfect 5/5 in two games the same day against Nebraska and No. 25 Georgia (2/9)
- Had two homers and seven RBI at the Kajikawa Classic



Madison Merrell • 22

5-9 • Senior • OF • R/R • Queen Creek, Arizona • Queen Creek HS

Career Stats

Season	GP	GS	AB	R	H	2B	3B	HR	RBI	BB	SO	SB	CS	SF	SH	HBP	AVG	SLG	OBP	PO	A	E	FLD
2015	11	8	27	7	6	1	1	1	2	2	4	3	0	0	0	2	.222	.444	.323	19	7	3	.897
2016	49	39	121	21	36	7	1	4	27	9	16	2	1	1	2	1	.298	.471	.348	31	1	2	.941
2017	32	12	44	12	10	4	0	2	11	3	11	3	0	0	1	0	.227	.455	.277	16	2	1	.947
2018	11	8	22	4	5	1	0	1	2	4	4	0	1	0	0	0	.227	.409	.346	11	1	0	1.000
CAREER	103	67	214	44	57	13	2	8	42	18	35	8	2	1	3	3	.266	.458	.331	77	11	6	.936

Notable

- Hit a three-run home run against Pacific in 2017
- Made eight appearances in the circle as a freshman
- Won back-to-back national titles in 2012 and 2013 with the Queen Creek Ladycats
- Athlete and Player of the Year in 4A division in 2014
- Also played volleyball

Records

SEASON HIGHS

At Bats 4 vs. Oregon St. (2/10)
Runs 1 four times, last vs. ECU (3/9)
Hits 2 @ Hawai'i (3/8)
RBI 1 twice, last vs. Oregon St. (2/10)
Walks 1 three times, last vs. Wash. (3/3)
Stolen Bases --
Batting Average (min. 3 AB) .667 @ Hawai'i (3/8)
Slugging Percentage (min. 3 AB) 1.000 vs. Oregon St. (2/10)

CAREER HIGHS

At Bats 4 13 times, last vs. Oregon St. (2/10/18)
Runs 2 four times, last vs. Santa Clara (5/7/16)
Hits 3 four times, last vs. UTEP (3/4/16)
RBI 4 vs. UC Santa Barbara (3/19/16)
Walks 2 vs. Southern Illinois (2/27/15)
Stolen Bases 1 eight times, last vs. Mississippi State (3/18/17)
Batting Average (min. 3 AB) 1.000 vs. UTEP (3/4/16)
Slugging Percentage (min. 3 AB) 2.333 vs. UTEP (3/4/16)

Season Highlights

- Hit a home run against Oregon St. (2/10)
- Went 2/3 at Hawai'i (3/8)



Olivia Sanchez • 24

5-7 • Junior • P, 1B • R/R • Murrieta, California • Murrieta Valley HS

Career Stats

Season	GP	GS	W	L	CG	SHO	SV	IP	H	R	ER	BB	SO	2B	3B	HR	AB	HBP	AVG	ERA
2016	23	14	7	8	5	2	0	91	107	61	44	40	49	27	1	11	370	7	.289	3.38
2017	7	0	0	0	0	0	0	9	12	11	10	4	1	1	0	3	40	0	.300	7.78
2018	5	0	0	1	0	0	0	7.2	16	17	16	8	2	5	1	4	37	1	.432	14.61
CAREER	35	14	7	9	5	2	0	107.2	135	89	70	52	52	33	2	18	447	8	.302	4.55

Notable

- Cousin of former BYU softball outfielder Monica Gonzales (2006-09)
- High school team was back-to-back league champions in 2013 and 2014
- Scholar athlete in 2012, 2013, 2015
- Southwestern League MVP in 2013 and 2015

Records

SEASON HIGHS

Strikeouts 1 twice, last vs. Wash. (3/3)
ERA (min. 4 IP) --
Innings Pitched 2.1 vs. Georgia (2/9)
Opponent Batting Average (min. 4 IP) --
Earned Runs 8 vs. Georgia (2/9)
Hits 7 twice, last vs. Wash. (3/3)
Walks 3 vs. Georgia (2/9)
At Bats 13 twice vs. Georgia (2/9)

CAREER HIGHS

Strikeouts 6 twice, last @ Texas (4/2/16)
ERA (min. 4 IP) .00 seven times, last vs. Nebraska (5/20/16)
Innings Pitched 7.0 vs. Creighton (2/13/16)
Opponent Batting Average (min. 4 IP) .050 twice, last vs. Nebraska (5/20/16)
Earned Runs 8 vs. Georgia (2/9)
Hits 14 vs. Missouri (2/27/16)
Walks 6 vs. Missouri (2/27/16)
At Bats 31 vs. Missouri (2/27/16)

Season Highlights



Lexi Tarrow • 26

5-8 • Junior • OF • L/R • Olympia, Washington • A.G. West Black Hills HS

Career Stats

Season	GP	GS	AB	R	H	2B	3B	HR	RBI	BB	SO	SB	CS	SF	SH	HBP	AVG	SLG	OBP	PO	A	E	FLD
2016	42	31	89	22	23	3	1	0	6	7	20	5	0	0	3	2	.258	.315	.327	12	2	1	.933
2017	57	56	157	42	62	4	3	3	30	29	30	7	2	0	3	2	.395	.516	.495	18	1	0	1.000
2018	25	24	68	18	25	5	0	3	15	18	13	9	1	0	1	1	.368	.574	.506	23	4	2	.931
CAREER	124	111	314	82	110	12	4	6	51	54	63	21	3	0	7	5	.350	.471	.453	53	7	3	.952

Notable

- Full name is Lexi
- All-WCC Honorable Mention
- WCC Player of the Week (2/27/17)
- Had a career-high 3 hits @ Fresno State on 3/4 hitting
- Career-high 3 RBI on 2/3 hitting with 2 runs vs. Maine

Records

SEASON HIGHS

At Bats 4 three times, last vs. ECU (3/9)
Runs 2 seven times, last vs. NU (3/3)
Hits 3 vs. PSU (3/2)
RBI 3 three times, last vs. PSU (3/2)
Walks 3 vs. Alabama (3/2)
Stolen Bases 2 twice, last vs. ECU (3/9)
Batting Average (min. 3 AB) 1.000 vs. PSU (3/2)
Slugging Percentage (min. 3 AB) 2.000 vs. PSU (3/2)

CAREER HIGHS

At Bats 5 vs. UVU (4/26/17)
Runs 3 vs. UVU (4/26/17)
Hits 4 vs. UVU (4/26/17)
RBI 3 six times, last vs. PSU (3/2/18)
Walks 3 vs. Alabama (3/2/18)
Stolen Bases 2 three times, last vs. ECU (3/9)
Batting Average (min. 3 AB) .1.000 vs. PSU (3/2/18)
Slugging Percentage (min. 3 AB) 2.000 twice, last vs. PSU (3/2)

Season Highlights

- Hit three-run homers against both Stanford (2/8) and Missouri (2/22)
- Earned second career WCC Player of the Week (3/5) after batting .700 and stealing four bases. Scored six runs on seven hits while also adding four RBI and a home run



Allie Hancock • 27

5-10 • Junior • OF • R/R • Gilbert, Arizona • Basha HS

Career Stats

Season	GP	GS	AB	R	H	2B	3B	HR	RBI	BB	SO	SB	CS	SF	SH	HBP	AVG	SLG	OBP	PO	A	E	FLD
2016	18	2	10	6	1	0	0	0	1	3	4	3	0	0	0	0	.100	.100	.308	3	0	0	1.000
2017	20	7	18	2	2	0	0	1	3	4	5	1	1	1	0	4	.111	.278	.370	6	1	0	1.000
2018	23	19	42	6	6	1	1	2	5	8	13	3	0	0	1	1	.143	.357	.294	130	6	3	0.978
CAREER	61	28	70	14	9	1	1	3	9	15	22	7	1	1	1	5	.129	.300	.319	139	7	3	.980

Notable

- Hit first career home run vs. Nevada
- Set the home run record at Basha HS in 2015 with 14 home runs (3rd in state)
- 2015 District Player of the Year
- Division I state runner-up in 2012
- Won back-to-back national titles in 2012 and 2013 with the Lady Cats

Records

SEASON HIGHS

At Bats 4 twice, last vs. Alabama (3/3)
Runs 2 vs. Hawai'i (2/15)
Hits 2 vs. Hawai'i (2/15)
RBI 2 vs. Stanford (2/8)
Walks 2 vs. FIU (2/16)
Stolen Bases 1 three times, last @ Hawai'i (3/8)
Batting Average (min. 3 AB) .500 vs. Hawai'i (2/15)
Slugging Percentage (min. 3 AB) 1.25 vs. Hawai'i (2/15)

CAREER HIGHS

At Bats 4 four times, last vs. Alabama (3/3/18)
Runs 2 vs. Hawai'i (2/15/18)
Hits 2 vs. Hawai'i (2/15/18)
RBI 2 twice, last vs. Stanford (2/8/18)
Walks 2 twice, last vs. FIU (2/16/18)
Stolen Bases 2 vs. Robert Morris (2/20/16)
Batting Average (min. 3 AB) .500 vs. Hawai'i (2/15)
Slugging Percentage (min. 3 AB) 1.25 vs. Hawai'i (2/15)

Season Highlights

- Hit a two-run homer against Stanford (2/8)
- Also crushed a home run against Hawai'i (2/16)
- Tripled against Washington (3/3)



Kerisa Viramontes • 33

5-5 • Sophomore • P • R/R • Norco, California • Norco HS

Career Stats

Season	GP	GS	W	L	CG	SHO	SV	IP	H	R	ER	BB	SO	2B	3B	HR	AB	HBP	AVG	ERA
2017	11	4	2	2	1	1	0	21.1	28	18	17	8	13	3	0	2	88	3	.318	7.25
2018	14	7	4	3	4	0	1	46.1	53	24	19	22	45	6	0	6	184	2	.288	2.87
CAREER	25	11	6	5	5	1	1	67.2	81	42	36	30	58	9	0	8	272	5	.298	3.72

Notable

- Threw a no-hitter in her collegiate debut vs. Nevada
- WCC Pitcher of the Week (2/20)
- First freshman to start the CIF Southern Section Division I Title game since 2006
- All-Inland First Team as a freshman

Records

SEASON HIGHS

Strikeouts 11 twice, last vs. James Madison (3/10)
ERA (min. 4 IP) 1.00 vs. Longwood (3/7)
Innings Pitched 8.0 vs. ECU (3/9)
Opponent Batting Average (min. 4 IP) .160 vs. New Mexico (2/16)
Earned Runs 5 vs. Georgia (2/9)
Hits 8 vs. Georgia (2/9)
Walks 5 vs. WMU (2/8)
At Bats 29 vs. ECU (3/9)

CAREER HIGHS

Strikeouts 11 twice, last vs. James Madison (3/10)
ERA (min. 4 IP) .00 vs. Nevada (2/17/17)
Innings Pitched 8.0 vs. ECU (3/9)
Opponent Batting Average (min. 4 IP) .000 vs. Nevada (2/17/17)
Earned Runs 5 vs. Georgia (2/9)
Hits 8 vs. Georgia (2/9)
Walks 5 vs. WMU (2/8)
At Bats 29 vs. ECU (3/9)

Season Highlights

- Recorded 11 strikeouts twice in wins over New Mexico (2/16) and James Madison (3/10)



Martha Epenesa • 55

5-9 • Freshman • 3B • R/R • Moreno Valley, California • Valley View HS

Career Stats

Season	GP	GS	W	L	CG	SHO	SV	IP	H	R	ER	BB	SO	2B	3B	HR	AB	HBP	AVG	ERA
2018	0	0	0	0	0	0	0	0	0	0	0	0	0	0	0	0	0	0	0	0
CAREER	0	0	0	0	0	0	0	0	0	0	0	0	0	0	0	0	0	0	0	0

Notable

- Played for California Cruisers (18 gold)
- High school team took first in the 2016 Valley View Inland Championship League and qualified for CIF playoffs
- Also a standout high school volleyball player and was the All-CIF MVP in 2016

Records

SEASON HIGHS

At Bats --
Runs --
Hits --
RBI --
Walks --
Stolen Bases --
Batting Average (min. 3 AB) --
Slugging Percentage (min. 3 AB) --

CAREER HIGHS

At Bats --
Runs --
Hits --
RBI --
Walks --
Stolen Bases --
Batting Average (min. 3 AB) --
Slugging Percentage (min. 3 AB) --

Season Highlights

Individual Game Records

At Bats

No.	Name	Date
8	Kate Walker vs. Colorado State	04/05/02
7	Brooke Cadiente vs. Colorado State	04/05/02
7	Lauren Watson-Perry vs. Colorado State	04/05/02
6	Gordy Bravo at San Diego	05/13/16
6	Lauren Bell at San Diego	05/13/16

Seven more players with 6

Hits

No.	Name	Date
5	Ashley Thompson vs. Pacific	04/10/15
5	Jessica Purcell-Fitu vs. Cal State Northridge	02/19/11
4	Lauren Bell vs. Sacramento State	03/11/17
4	Rylee Jensen vs. Nebraska	02/09/17
4	Ashley Thompson vs. Saint Mary's	04/22/16

29 more players with 4

Doubles

No.	Name	Date
3	Rylee Jensen vs. Nevada	02/17/17
3	Ashlee Robinson vs. Portland State	02/14/14
3	Katie Manuma vs. Seattle	02/13/14
3	JC Clayton vs. Utah	04/10/10
3	Jessica Purcell-Fitu vs. Sacramento State	03/19/09
3	Andrea Ramirez vs. DePaul	03/23/06

Home Runs

No.	Name	Date
3	Angeline Quiocho at UNLV	05/07/10

Two more players with 3

RBI

No.	Name	Date
8	Daniela Urincho-Snow at UVU	04/16/08
7	Katie Manuma vs. Seattle	02/13/14
7	Jessica Purcell-Fitu vs. UNLV	04/29/11
7	Jessica Purcell-Fitu at Utah	04/11/09
7	Jessica Purcell-Fitu vs. SUU	04/14/09
7	Ianeta Le'i vs. Utah	04/24/04
6	Ashley Thompson vs. Pacific	04/10/15

12 more players with 6

Walks

No.	Name	Date
6	Oli Keohohou vs. Utah	05/12/01
4	Jessica Dugas at UVU	05/02/12

Four more players with 4

Runs

No.	Name	Date
5	Daniela Urincho-Snow at UVU	04/16/08
4	Lauren Bell vs. Santa Clara	05/06/16
4	Lauren Bell vs. UC Santa Barbara	02/19/15

16 more players with 4

Stolen Bases

No.	Name	Date
4	JC Clayton vs. San Diego	03/23/13
3	Ashley Thompson vs. Miami (Ohio)	03/03/17
3	Krystle Chamberlain vs. New Mexico	04/16/05
3	Debbie Dodds vs. New Mexico	04/30/04
3	Lindsey Hodgen-Kelly at Utah State	03/21/01
2	Ashley Thompson vs. Mount St. Mary's	03/03/16

60 more players with 2

Strikeouts

No.	Name	Date
14	McKenna Bull vs. Wisconsin	02/12/16
14	McKenna Bull at Saint Mary's	04/03/15
14	McKenna Bull vs. Maryland	02/19/15
14	McKenna Bull vs. Valparaiso	03/14/14
14	Christina Gwyn-Trice vs. Campbell	05/16/08
14	Christina Gwyn-Trice vs. UNLV	04/26/08
14	Summer Tobias vs. New Mexico	05/13/05
13	Tori Almond vs. Seattle	02/08/13
13	Paige Affleck at Hawaii	03/17/11
13	Christina Gwyn-Trice vs. SUU	02/07/08

Innings Pitched

No.	Name	Date
16.0	Niki Andersen vs. Colorado	04/05/02
12.0	McKenna Bull at San Diego	05/13/16
12.0	Maryon DeWitt-Wallentine at Utah	05/06/00
10.0	Christie Zinanti vs. Ball State	03/14/09
10.0	Summer Tobias vs. New Mexico	05/13/05

No-Hitters

Name	Date
Kerisa Viramontes vs. Nevada	02/17/17
McKenna Bull vs. UC Santa Barbara	03/19/16
McKenna Bull vs. San Jose State	02/11/16

16 other no-hitters

Perfect Game

Name	Date
Hannah Howell vs. Loyola Marymount	04/13/13
Summer Tobias vs. UVU	03/30/05

Triple Plays

Name	Date
Coco Tauali'i/McKenzie St. Clair/Katie Manuma	02/20/14
Ashlee Robinson/Stacie Toney/Katie Manuma	05/17/12

Individual Single Season

Batting Average

No.	Name	Year
.458	Oli Keohohou	2001
.444	Gordy Bravo	2015
.435	Lacy Hofstedt	2015

At Bats

No.	Name	Year
206	Ianeta Le'i	2006
201	JC Clayton	2013
199	Cortney Nix Clark	2007

Runs

No.	Name	Year
76	Angeline Quiocho	2010
70	Oli Keohohou	2001
58	Oli Keohohou	2003

Hits

No.	Name	Year
85	Ianeta Le'i	2006
82	Jennifer Whiteley	2007
80	JC Clayton	2010

Home Runs

No.	Name	Year
28	Angeline Quiocho	2010
23	Jodi Norton	2007
21	Oli Keohohou	2001
20	Ianeta Le'i	2006
20	Oli Keohohou	2003
19	Andrea Ramirez	2010
18	Four players, most recently Libby Sugg	2016

RBI

No.	Name	Year
90	Angeline Quiocho	2010
88	Delaney Willard	2012
83	Jessica Purcell Fitu	2009
82	Ianeta Le'i	2006
66	Andrea Ramirez	2010
66	Daniela Urincho-Snow	2008
64	Jessica Purcell Fitu	2011
60	Oli Keohohou	2001
59	Jodi Norton	2007
58	Libby Sugg	2016

Stolen Bases

No.	Name	Year
25	Lacey Hofstedt	2013
25	Lacey Hofstedt	2015
20	Lindsey Hodgen Kelly	2001
20	Lindsey Hodgen Kelly	2000
17	JC Clayton	2013
16	Monica Gonzales	2008
15	Angeline Quiocho	2007
14	Lacey Hofstedt	2011
14	Liz Smith Vander Linden	2002
13	Five players, last Ashley Thompson	2015

Walks

No.	Name	Year
73	Oli Keohohou	2001
67	Oli Keohohou	2002
60	Oli Keohohou	2003
50	Ashlyn Russell	2006
45	Kristin Delahoussaye	2008
42	Kristin Delahoussaye	2011
37	Libby Sugg	2016
37	Ashley Thompson	2014

On-Base Percentage

No.	Name	Year
.636	Oli Keohohou	2001
.619	Oli Keohohou	2002
.609	Oli Keohohou	2003
.510	Gordy Bravo	2015
.506	Kristin Delahoussaye	2008
.505	Delaney Willard	2012
.498	Angeline Quiocho	2010
.490	Ashley Thompson	2016

Slugging Percentage

No.	Name	Year
1.016	Oli Keohohou	2003
.993	Oli Keohohou	2001
.956	Angeline Quiocho	2010
.891	Oli Keohohou	2002
.859	Delaney Willard	2012
.807	Jessica Purcell Fitu	2009
.786	Ianeta Le'i	2006
.776	Daniela Urincho Snow	2008
.766	Jodi Norton	2007
.733	Ashley Thompson	2016
.724	Libby Sugg	2016

Wins

No.	Name	Year
34	McKenna Bull	2015
32	Paige Affleck	2010
29	McKenna Bull	2017

Losses

No.	Name	Year
16	Maryon DeWitt Wallentine	2001
14	Hannah Howell	2013
14	Meghann Pricer	2000
13	McKenna Bull	2016

Complete Games

No.	Name	Year
31	McKenna Bull	2016
29	McKenna Bull	2015
24	Paige Affleck	2011

2017 Leader: 23, McKenna Bull

Shutouts

No.	Name	Year
11	McKenna Bull	2017
10	McKenna Bull	2016
8	McKenna Bull	2015
8	Summer Tobias	2008

Saves

No.	Name	Year
7	McKenna Bull	2014
4	Katie Manuma	2013
4	Hannah Howell	2010
4	Paige Affleck	2009
3	Four players, most recently McKenna Bull	2016

Innings Pitched

No.	Name	Year
263.2	McKenna Bull	2016
257.1	McKenna Bull	2015
247.1	Paige Affleck	2010

Strikeouts

No.	Name	Year
286	McKenna Bull	2016
256	McKenna Bull	2015
245	Christina Gwyn Trice	2008
234	Paige Affleck	2011
226	McKenna Bull	2017
222	Paige Affleck	2010
213	Paige Affleck	2009
207	Christie Zinanti	2009
206	McKenna Bull	2014

Individual Career Records**Batting Average**

No.	Name	Years Played
.436	Oli Keohohou	2001-03
.398	JC Clayton	2010-13
.382	Angeline Quiocho	2007-10
.368	Gordy Bravo	2013-16

At Bats

No.	Name	Years Played
759	JC Clayton	2010-13
706	Kristin Delahoussaye	2008-11
704	Jessica Purcell Fitu	2008-11

Runs

No.	Name	Years Played
215	Angeline Quiocho	2007-10
198	Kristin Delahoussaye	2008-11
191	JC Clayton	2010-13

Hits

No.	Name	Years Played
302	JC Clayton	2010-13
265	Angeline Quiocho	2007-10
250	Jessica Purcell Fitu	2008-11

Doubles

No.	Name	Years Played
51	Andrea Ramirez	2006-10
45	Kristin Delahoussaye	2008-11
45	Ianeta Le'i	2003-06

Triples

No.	Name	Years Played
13	Jennifer Whiteley	2004-07
10	Lauren Watson Perry	2002-05
9	JC Clayton	2010-13

Home Runs

No.	Name	Years Played
66	Angeline Quiocho	2007-10
59	Oli Keohohou	2001-03
50	Jessica Purcell Fitu	2008-11

RBI

No.	Name	Years Played
235	Jessica Purcell Fitu	2008-11
206	Ianeta Le'i	2003-06
201	Angeline Quiocho	2007-10

Stolen Bases

No.	Name	Years Played
79	Lacey Hofstedt	2011-15
47	JC Clayton	2010-13
45	Angeline Quiocho	2007-10
43	Ashley Thompson	2014-17

Walks

No.	Name	Years Played
200	Oli Keohohou	2001-03
144	Kristin Delahoussaye	2008-11
121	Ashley Thompson	2014-17

On-Base Percentage

%	Name	Years Played
.622	Oli Keohohou	2001-03
.454	JC Clayton	2010-13
.454	Angeline Quiocho	2007-10

Slugging Percentage

%	Name	Years Played
.968	Oli Keohohou	2001-03
.747	Angeline Quiocho	2007-10
.654	Ianeta Le'i	2003-06

Wins

No.	Name	Years Played
106	McKenna Bull	2014-17
91	Paige Affleck	2008-11
63	Christie Zinanti	2007-10

Losses

No.	Name	Years Played
36	McKenna Bull	2014-17
34	Paige Affleck	2008-11
27	Christie Zinanti	2007-10

Complete Games

No.	Name	Years Played
93	McKenna Bull	2014-17
74	Paige Affleck	2008-11
43	Christie Zinanti	2007-10

Shutouts

No.	Name	Years Played
32	McKenna Bull	2014-17
20	Paige Affleck	2008-11
15	Christie Zinanti	2007-10

Saves

No.	Name	Years Played
13	McKenna Bull	2014-pres.
8	Hannah Howell	2010-13
7	Paige Affleck	2008-11

Innings Pitched

No.	Name	Years Played
894.0	McKenna Bull	2014-pres.
803.1	Paige Affleck	2008-11
572.2	Christie Zinanti	2007-10

Strikeouts

No.	Name	Years Played
974	McKenna Bull	2014-17
803	Paige Affleck	2008-11
524	Christie Zinanti	2007-10

Team Single Game**At Bats**

No.	Game	Date
58	vs. Colorado State	04/05/02
44	at Utah	05/06/00
42	at San Diego	05/13/16
42	at Utah	04/24/04

Hits

No.	Game	Date
26	at Utah Valley	04/16/08
21	vs. Cal State Fullerton	02/20/10
21	Southern Utah	04/19/05
20	at Southern Utah	05/04/10
20	vs. Illinois	03/18/05

Doubles

No.	Game	Date
7	Southern Utah	04/05/16
7	at Sacramento State	03/19/09
6	at Southern Utah	03/25/08
6	at Utah	04/02/05
5	vs. Cal State Fullerton	02/20/10
Nine more with 5		

Triples

No.	Game	Date
3	vs. Central Connecticut State	03/19/04
3	at UNLV	04/19/03
3	Utah State	03/15/03
3	vs. Northern Iowa	03/09/01
2	vs. Fresno State	03/18/16
20 more with 2		

Home Runs

No.	Game	Date
10	at Utah Valley	04/16/08
5	Southern Utah	04/07/10
Four more with 5		

Walks

No.	Game	Date
13	vs. Southern Utah	01/31/03
12	vs. Utah State	04/13/12
11	vs. Detroit Mercy	03/03/17
Three more games with 11		

Runs

No.	Game	Date
22	at Utah Valley	04/16/08
21	vs. Utah Valley	02/04/05
20	at Southern Utah	05/04/10
20	vs. Texas Southern	03/25/08

Runs in a Single Inning

No.	Game	Date
12	at Southern Utah	03/25/08
11	vs. Saint Mary's	05/03/13
11	vs. Cal State Northridge	02/17/12
10	New Mexico	04/29/06
10	vs. Utah Valley	02/04/05
10	at San Diego	03/10/01
9	at UNLV	04/14/11
Five more games with 9		

Stolen Bases

No.	Game	Date
7	at Santa Clara	03/24/00
6	vs. Robert Morris	02/20/16
6	at San Diego	03/23/13
5	vs. Southern Illinois	02/27/15
11 more games with 5		

Strikeouts

No.	Game	Date
15	at Fresno State	03/05/09
14	vs. Wisconsin	02/11/16
14	at Saint Mary's	04/03/15
14	vs. Maryland	02/19/15
14	vs. Campbell	05/16/08
14	vs. UNLV	04/26/08
14	vs. New Mexico	05/13/05
13	at Utah Valley	04/06/13
Four more games with 13		

Team Single Season**Batting Average**

No.	Year
.338	2010
.328	2015
.325	2008
.320	2009
.315	2012

At Bats

No.	Year
1735	2006
1718	2008
1705	2007
1633	2010
1620	2012

Hits

No.	Year
558	2008
538	2006
534	2007
522	2010
515	2009

Home Runs

No.	Year
87	2007
84	2010
82	2008
68	2005
63	2006

RBI

No.	Year
385	2010
354	2004
345	2008
342	2006
327	2007

Total Bases

No.	Year
931	2008
913	2010
899	2007
812	2006
788	2005

Walks

No.	Year
235	2012
233	2006
225	2011
211	2003
209	2014

Runs

No.	Year
406	2010
375	2008
368	2006
360	2007
356	2011

Slugging Percentage

No.	Year
.559	2010
.542	2008
.527	2007
.510	2005
.507	2003

Stolen Bases

No.	Year
89	2013
76	2011
69	2008
67	2015
65	2017
59	2012

Strikeouts

No.	Year
488	2008
420	2009
386	2011
379	2014
365	2016

Bold: on this year's rosterMore records can be found at byucougars.com/home/softball.

2018 BYU SOFTBALL ROSTER



#1 • Brooke Vander Heide
So. • OF



#2 • Rylee Jensen
So. • OF



#3 • Marissa Chavez
Fr. • 2B/SS



#6 • Ashley Godfrey
Jr. • OF/C



#7 • Arianna Paulson
Sr. • P/1B



#8 • Emilee Erickson
Jr. • C



#10 • Arissa Paulson
So. • P/1B



#11 • Morgan Bevell
Fr. • C



#12 • Brielle Breland
Sr. • INF/OF



#13 • Bridget Fleener
Fr. • 1B, C



#16 • Alexa Strid
Sr. • SS



#17 • Erin Miklus
Fr. • 2B



#18 • Caitlyn Alldredge
Sr. • Third Base



#20 • Autumn Moffat
Fr. • P/1B



#21 • Libby Sugg
Jr. • C



#22 • Madison Merrell
Sr. • OF



#24 • Olivia Sanchez
Jr. • P/1B



#26 • Lexi Tarrow
Jr. • OF



#27 • Allie Hancock
Jr. • OF



#33 • Kerisa Viramontes
So. • P



#55 • Martha Epenesa
Fr. • 3B



The Automated ScoreBook
Overall Statistics for BYU (as of Mar 10, 2018)
(All games Sorted by Batting avg)

Record: 13-12 Home: 0-1 Away: 1-1 Neutral: 12-10 Conference: 0-0

Player	avg	gp-gs	ab	r	h	2b	3b	hr	rbi	tb	slg%	bb	hp	so	gdp	ob%	sf	sh	sb-att	po	a	e	fld%
SUGG, Libby	.394	25-25	71	11	28	5	0	4	23	45	.634	14	0	7	0	.488	1	1	1-1	132	9	5	.966
TARROW, Lexi	.368	25-24	68	18	25	5	0	3	15	39	.574	18	1	13	0	.506	0	1	9-10	23	4	2	.931
STRID, Alexa	.317	25-25	82	10	26	2	0	2	15	34	.415	2	0	13	1	.329	1	2	1-1	23	44	5	.931
FLEENER, Bridget	.277	20-17	47	4	13	0	1	3	9	24	.511	4	1	5	2	.340	1	2	0-0	0	0	0	.000
ALLDREDGE, Caitlyn	.269	25-25	67	8	18	2	0	4	18	32	.478	9	0	13	0	.342	3	2	0-0	25	71	5	.950
JENSEN, Rylee	.265	23-22	68	24	18	2	1	6	15	40	.588	12	1	14	1	.383	0	2	2-2	25	2	1	.964
BRELAND, Brielle	.237	23-23	59	15	14	0	1	2	6	22	.373	9	10	14	0	.418	1	4	2-5	37	25	5	.925
VANDER HEIDE, Broo	.229	21-20	48	9	11	1	0	0	2	12	.250	4	1	8	0	.302	0	4	4-4	23	2	1	.962
MERRELL, Madison	.227	11-8	22	4	5	1	0	1	2	9	.409	4	0	4	0	.346	0	0	0-1	11	1	0	1.000
MIKLUS, Erin	.167	16-2	6	10	1	0	0	0	0	1	.167	1	0	1	0	.286	0	0	2-2	4	4	0	1.000
HANCOCK, Allie	.143	23-19	42	6	6	1	1	2	5	15	.357	8	1	13	0	.294	0	1	3-3	130	6	3	.978
ERICKSON, Emilee	.125	9-7	16	0	2	0	0	0	1	2	.125	4	1	5	0	.333	0	0	0-0	34	4	0	1.000
GODFREY, Ashley	.125	14-5	16	5	2	0	0	1	3	5	.313	3	1	5	0	.300	0	0	0-0	9	6	2	.882
PAULSON, Arissa	.091	7-5	11	0	1	0	0	0	0	1	.091	1	0	4	0	.167	0	1	0-0	11	12	1	.958
CHAVEZ, Marissa	.000	2-1	4	0	0	0	0	0	0	0	.000	0	0	3	0	.000	0	0	0-0	0	0	0	.000
BEVELL, Morgan	.000	3-0	3	0	0	0	0	0	0	0	.000	1	0	2	0	.250	0	0	0-0	1	0	0	1.000
Totals	.270	25	630	124	170	19	4	28	114	281	.446	94	17	124	4	.376	7	20	24-29	488	207	32	.956
Opponents	.283	25	664	115	188	23	2	20	99	275	.414	82	17	130	7	.375	2	13	16-17	484	166	21	.969

LOB - Team (164), Opp (179). DPs turned - Team (9), Opp (7). IBB - Team (3), SUGG 3, Opp (1).

(All games Sorted by Earned run avg)

Player	era	w-l	app	gs	cg	sho	sv	ip	h	r	er	bb	so	2b	3b	hr	b/avg	wp	hp	bk	sfa	sha
VIRAMONTES, Kerisa	3.69	4-3	14	7	4	0/0	1	46.1	53	24	19	22	45	6	0	6	.288	1	2	0	0	4
PAULSON, Arissa	3.79	7-6	14	14	7	3/0	0	76.0	68	39	32	39	63	8	1	4	.233	7	7	0	1	4
MOFFAT, Autumn	6.61	2-2	11	4	2	0/0	0	32.2	51	35	24	13	20	4	0	6	.338	1	7	0	1	4
SANCHEZ, Olivia	18.78	0-1	5	0	0	0/0	0	7.2	16	17	16	8	2	5	1	4	.432	1	1	0	0	1
Totals	4.98	13-12	25	25	13	3/0	1	162.2	188	115	90	82	130	23	2	20	.283	10	17	0	2	13
Opponents	5.41	12-13	25	25	8	2/1	0	161.1	170	124	97	94	124	19	4	28	.270	7	17	0	7	20

PB - Team (1), SUGG 1, Opp (2). Pickoffs - Team (2), ERICKSON 1, SUGG 1. SBA/ATT - SUGG (12-13), PAULSON, ARIS (9-10), VIRAMONTES (5-5), ERICKSON (4-4), MOFFAT (2-2).

The Automated ScoreBook
Overall Statistics for BYU (as of Mar 10, 2018)
(All games Sorted by Fielding pct)

Player	c	po	a	e	fld%	dp	sba	csb	sba%	pb	ci
ERICKSON, Emilee	38	34	4	0	1.000	0	4	0	1.000	0	0
MERRELL, Madison	12	11	1	0	1.000	0	0	0	---	0	0
MIKLUS, Erin	8	4	4	0	1.000	0	0	0	---	0	0
SANCHEZ, Olivia	2	0	2	0	1.000	0	0	0	---	0	0
BEVELL, Morgan	1	1	0	0	1.000	0	0	0	---	0	0
HANCOCK, Allie	139	130	6	3	.978	5	0	0	---	0	0
SUGG, Libby	146	132	9	5	.966	4	12	1	.923	1	0
JENSEN, Rylee	28	25	2	1	.964	0	0	0	---	0	0
VANDER HEIDE, Broo	26	23	2	1	.962	0	0	0	---	0	0
PAULSON, Arissa	24	11	12	1	.958	0	9	1	.900	0	0
ALLDREDGE, Caitlyn	101	25	71	5	.950	2	0	0	---	0	0
TARROW, Lexi	29	23	4	2	.931	1	0	0	---	0	0
STRID, Alexa	72	23	44	5	.931	4	0	0	---	0	0
BRELAND, Brielle	67	37	25	5	.925	4	0	0	---	0	0
MOFFAT, Autumn	10	0	9	1	.900	1	2	0	1.000	0	0
GODFREY, Ashley	17	9	6	2	.882	0	0	0	---	0	0
VIRAMONTES, Kerisa	7	0	6	1	.857	1	5	0	1.000	0	0
CHAVEZ, Marissa	0	0	0	0	.000	0	0	0	---	0	0
FLEENER, Bridget	0	0	0	0	.000	0	0	0	---	0	0
Totals	727	488	207	32	.956	9	16	1	.941	1	0
Opponents	671	484	166	21	.969	7	24	5	.828	2	0

The Automated ScoreBook
Game Results for BYU (as of Mar 10, 2018)
(All games)

Date	Opponent	Score	Inns	Overall	Conference	Pitcher of record	Attend	Time
Feb 08, 2018	vs Stanford	w 10-1	6	1-0-0	0-0-0	PAULSON,ARIS (W 1-0)	376	2:08
Feb 08, 2018	WESTERN MICHIGAN	L 1-2	7	1-1-0	0-0-0	VIRAMONTES (L 0-1)	171	1:59
Feb 09, 2018	vs Nebraska	L 4-5	(8)	1-2-0	0-0-0	MOFFAT (L 0-1)	0	2:29
Feb 09, 2018	vs #25 Georgia	L 1-13	6	1-3-0	0-0-0	VIRAMONTES (L 0-1)	214	2:32
! Feb 10, 2018	vs Oregon State	L 9-14	7	1-4-0	0-0-0	PAULSON,ARIS (L 1-1)	188	2:23
Feb 15, 2018	vs Hawai'i	w 10-1	5	2-4-0	0-0-0	PAULSON,ARIS (W 2-1)	130	
Feb 16, 2018	vs FIU	w 2-0	7	3-4-0	0-0-0	PAULSON,ARIS (W 3-1)	0	
Feb 16, 2018	vs New Mexico	w 8-1	7	4-4-0	0-0-0	VIRAMONTES (W 1-2)	45	2:04
Feb 17, 2018	vs Long Beach State	L 4-5	7	4-5-0	0-0-0	SANCHEZ (L 0-1)	127	2:09
Feb 17, 2018	vs Iowa State	L 3-5	7	4-6-0	0-0-0	PAULSON,ARIS (L 3-2)	200	1:50
Feb 22, 2018	vs #11 Tennessee	L 0-13	5	4-7-0	0-0-0	MOFFAT (L 0-2)	145	11:5
Feb 22, 2018	vs Mizzou	L 6-8	7	4-8-0	0-0-0	PAULSON,ARIS (L 3-3)	381	2:19
Feb 23, 2018	vs #4 Oklahoma	L 0-10	6	4-9-0	0-0-0	VIRAMONTES (L 1-3)	350	2:07
# Feb 23, 2018	vs CSUN	w 8-0	(8)	5-9-0	0-0-0	PAULSON,ARIS (W 4-3)	250	2:39
Feb 24, 2018	vs Fresno State	w 7-3	7	6-9-0	0-0-0	PAULSON,ARIS (W 5-3)	137	2:18
Mar 02, 2018	vs Portland State	w 11-2	5	7-9-0	0-0-0	MOFFAT (W 1-2)	0	1:42
Mar 02, 2018	vs #11 Alabama	L 6-7	(8)	7-10-0	0-0-0	PAULSON,ARIS (L 5-4)	0	2:22
Mar 03, 2018	vs Northwestern	w 8-0	5	8-10-0	0-0-0	PAULSON,ARIS (W 6-4)	0	1:27
Mar 03, 2018	at #1 Washington	L 4-7	7	8-11-0	0-0-0	PAULSON,ARIS (L 6-5)	1621	2:12
Mar 07, 2018	vs Longwood	w 2-1	7	9-11-0	0-0-0	VIRAMONTES (W 2-3)	0	1:40
Mar 07, 2018	vs James Madison	L 2-10	6	9-12-0	0-0-0	PAULSON,ARIS (L 6-6)	0	1:45
Mar 08, 2018	at Hawai'i	w 2-1	7	10-12-0	0-0-0	PAULSON,ARIS (W 7-6)	476	1:40
Mar 09, 2018	vs East Carolina	w 6-3	(8)	11-12-0	0-0-0	VIRAMONTES (W 3-3)	0	2:13
Mar 10, 2018	vs Arkansas Pine Bluff	w 3-1	7	12-12-0	0-0-0	MOFFAT (W 2-2)	0	1:38
Mar 10, 2018	vs James Madison	w 7-2	7	13-12-0	0-0-0	VIRAMONTES (W 4-3)	0	2:25

() extra inning game

The Automated ScoreBook
Team Game-by-Game for BYU (as of Mar 10, 2018)
Batting (All games)

Date	Opponent	ab	r	h	rbi	2b	3b	hr	tb	bb	ibb	sb	cs	hbp	sac	sf	gdp	k	po	a	e	lob	avg
Feb 08	vs Stanford	26	10	7	10	1	0	3	17	4	0	0	0	1	1	0	0	7	18	6	2	4	.269
Feb 08	WESTERN MICHIG	26	1	4	1	0	0	0	4	1	0	2	0	0	0	0	0	10	21	11	0	5	.212
Feb 09	vs Nebraska	30	4	8	4	1	1	0	11	2	1	1	0	0	1	0	1	8	23	7	1	6	.232
Feb 09	vs Georgia	20	1	4	1	0	0	0	4	4	0	0	1	1	1	0	0	14	18	6	1	7	.225
Feb 10	vs Oregon State	27	9	7	9	0	0	5	22	6	0	0	0	0	1	0	0	6	21	11	3	4	.233
Feb 15	vs Hawai'i	30	10	14	10	2	0	3	25	5	0	1	0	1	0	0	0	4	15	7	1	11	.277
Feb 16	vs FIU	20	2	3	2	2	0	1	8	7	0	1	1	1	0	0	0	6	21	7	1	8	.263
Feb 16	vs New Mexico	27	8	7	7	1	0	2	14	4	0	0	0	3	1	0	1	6	21	1	0	6	.262
Feb 17	vs Long Beach Stat	30	4	9	4	1	0	1	13	2	0	0	0	0	0	0	0	3	18	13	4	7	.267
Feb 17	vs Iowa State	23	3	6	3	0	0	0	6	5	0	0	0	2	2	0	0	4	21	11	1	8	.266
Feb 22	vs Tennessee	18	0	3	0	0	0	0	3	2	0	0	0	1	0	0	0	4	15	7	3	6	.260
Feb 22	vs Mizzou	28	6	9	6	0	0	1	12	3	0	0	0	0	1	1	0	5	18	8	1	6	.266
Feb 23	vs Oklahoma	24	0	6	0	1	0	0	7	1	0	0	0	1	0	0	0	2	16	3	3	8	.264
Feb 23	vs CSUN	28	8	6	7	1	0	1	10	5	0	2	0	0	2	0	0	9	24	8	3	4	.261
Feb 24	vs Fresno State	27	7	10	7	3	0	1	16	5	0	2	0	0	1	0	0	9	21	10	0	8	.268
Mar 02	vs Portland State	20	11	9	8	1	0	2	16	6	0	5	0	3	0	1	0	2	15	7	1	6	.277
Mar 02	vs Alabama	29	6	8	5	1	0	0	9	7	2	2	0	0	2	2	0	3	23	9	1	11	.277
Mar 03	vs Northwestern	19	8	9	8	2	1	1	16	3	0	2	0	0	1	1	0	3	15	11	1	4	.285
Mar 03	at Washington	24	4	6	4	0	1	1	11	3	0	0	0	0	0	1	1	0	18	12	2	3	.284
Mar 07	vs Longwood	20	2	5	2	0	0	0	5	2	0	1	0	0	3	0	1	3	21	6	0	5	.282
Mar 07	vs James Madison	23	2	4	2	0	0	2	10	1	0	0	0	0	0	0	0	3	18	8	1	4	.277
Mar 08	at Hawai'i	25	2	4	1	0	0	1	7	3	0	2	1	1	1	0	0	3	21	5	0	7	.272
Mar 09	vs East Carolina	32	6	7	5	1	0	2	14	7	0	2	0	0	0	1	0	5	24	14	0	11	.269
Mar 10	vs Arkansas Pine Bl	24	3	5	2	0	1	0	7	2	0	1	0	0	0	0	0	1	21	16	1	5	.267
Mar 10	vs James Madison	30	7	10	6	1	0	1	14	4	0	0	2	2	2	0	0	4	21	3	1	10	.270
Totals		630	124	170	114	19	4	28	281	94	3	24	5	17	20	7	4	124	488	207	32	164	.270