

BYU FOOTBALL

1984 NATIONAL CHAMPIONS • 35 BOWL GAMES • NO. 6 IN WINS OVER LAST 40 SEASONS

2018 SCHEDULE (Local times)

DATE	OPPONENT	TIME/RESULT	TV
9/1	at Arizona	W 28-23	ESPN
BYU dominated the line of scrimmage and Squally Canada ran for three touchdowns en route to a 28-23 victory on the road at Arizona.			
9/8	California	L 21-18	ESPN2
Despite forcing three turnovers, BYU couldn't get the offense going in a 21-18 loss to Cal in the home opener at LaVell Edwards Stadium.			
9/15	at No. 6 Wisconsin	W 24-21	ABC
BYU stunned the No. 6 team in the country with stout play in the trenches, going toe-to-toe with Big Ten powerhouse and winning 24-21.			
9/22	McNeese State	W 30-3	BYUtv
A 24-point second quarter sparked by a blocked field goal carried BYU to its third win of the season over McNeese, the No. 10 school in the FCS.			
9/29	at No. 11 Washington	L 35-7	FOX
The No. 11 Huskies defeated the Cougars 35-7 in Seattle at Husky Stadium. Washington was able to control both sides of the ball in a lopsided victory.			
10/5	Utah State	7:00 p.m.	ESPN2
The Aggies return to Provo in a Friday night matchup at LaVell Edwards Stadium. Utah State took advantage of seven BYU turnovers last season, winning 40-24.			
10/13	Hawai'i	8:15 p.m.	ESPN2
BYU defeated Hawai'i in Honolulu last season in the regular-season finale 30-20 behind 285 rushing yards and a stout defensive performance.			
10/27	Northern Illinois	TBA	TBA
Northern Illinois and BYU meet for the first time. The game is the first of a home-and-home series with the Cougars returning the game in 2019.			
11/3	at Boise State	TBA	ESPN Networks
BYU will head back to the blue turf for the next game of the series. The road team won for the first time in the renewed series last year with BSU defeating the Cougars 24-7.			
11/10	at UMass	12 p.m.	TBA
A senior day setback in 2017, BYU lost 16-10 to UMass last season. BYU travels to Gillette Stadium, home of the New England Patriots to take on the Minutemen this year.			
11/17	New Mexico State	TBA	TBA
The Cougars host the Aggies for the second time. BYU topped New Mexico State 42-7 in 2011 at LaVell Edwards Stadium and 50-14 in 2012 in Las Cruces.			
11/24	at Utah	TBA	TBA
The Deseret Duel returns to the final regular season game for the first time since 2010. BYU looks to snap Utah's seven game winning streak.			

GAME NOTES TWITTER



For the most up-to-date notes follow @BYUGameNotes on Twitter throughout gameday. Track milestones, news and notes as they happen, along with other exciting facts, stats and more.



UTAH STATE AGGIES (3-1)

Head Coach . . . Matt Wells (6th yr)
 Alma Mater Utah State, 1996
 Career Record 37-33
 Record at USU same
 Wells vs. BYU 2-3

GAME INFORMATION

Kickoff 7:00 p.m. MDT
 TV ESPN2
 Mark Neely (PxP), John Congemi (analyst),
 Quint Kessenich (sideline)
 Radio BYU Sports Network
 BYU Radio Sirius XM 143/89.1 FM HD2,
 KSL 1160 AM/102.7 FM
 Greg Wrubell (play-by-play), Marc Lyons (analyst),
 Mitchell Juergens (sideline)
 Radio start 5:00 p.m.MDT
 Pregame showBYUtv, 6:00 p.m.MDT



BYU COUGARS (3-2)

Head Coach . . Kalani Sitake (3rd yr)
 Alma Mater BYU, 2000
 Career Record 16-15
 Record at BYU same
 Sitake vs. Utah State 1-1

SERIES INFORMATION

Games Played 87
 Series 48-36-3
 In Logan 28-17-1
 In Provo 17-19-2
 Neutral 3-0-0
 Last meeting Utah State won 40-24,
 Sept. 29, 2017

GAME STORYLINES

- **THE SERIES.** BYU and Utah State are playing for the 88th time in the series. The Cougars hold the advantage at 48-36-3, including a 28-17-1 mark in Provo. Last season the Aggies beat BYU 40-24 in Logan. In the last matchup at LaVell Edwards Stadium, BYU won 28-10 in 2016. The Cougars have not lost back-to-back games in the series since the 1973 and 74 seasons.
- **THE OLD WAGON WHEEL.** The winner of the BYU-Utah State game takes possession of "The Old Wagon Wheel," a tradition between the two schools since 1948.
- **TOUGH SCHEDULE.** According to the latest Sagarin ratings in USA Today, BYU has played the fifth-toughest schedule in college football. Only South Carolina (2-2), USC (3-2), UCLA (0-4) and Iowa State (1-3) have played tougher schedules. BYU and USC are the only two teams with a winning record to date.
- **FRIDAY NIGHT LIGHTS.** BYU is playing its one and only Friday night game of the regular season. The Cougars played three Friday night games last season and have won six of their last eight Friday matchups.
- **ALMA MATER COACHES.** Both head coaches in the matchup are coaching at their respective alma mater. Matt Wells played quarterback for the Aggies from 1993 to 1996, while Kalani Sitake was a fullback at BYU in 1994, 97-2000. The two faced each other as players in 1994. BYU won the game 34-6 in Provo. Sitake had eight carries for 40 yards while Wells completed 25 of 48 passes for 218 yards. He also added 29 yards rushing. BYU has already defeated two teams this season with head coaches at their alma maters in Wisconsin (Paul Chryst) and McNeese (Lance Guidry).


TEAM COMPARISON

UTAH STATE	CATEGORY	BYU
51.5	Scoring Offense	21.4
23.8	Scoring Defense	20.6
24.3	First Downs	15.8
187.0	Rushing Off.	132.0
186.8	Rushing Def.	156.8
284.5	Passing Off.	163.0
170.3	Passing Def.	203.4
471.5	Total Offense	295.0
357.0	Total Defense	360.2
30.3	Kickoff Return	16.5
15.2	Punt Return	8.8
58.8	Penalties (YPG)	60.2
39.4	Net Punting	40.4
24:36	Time of Poss.	30:34
46.9	3rd Down %	38.2
0.00	4th Down %	42.9
11-75	Sacks-Yards	6-57
6-46	Sacks Allowed	5-40
85.0	Blue Zone %	81.3
88.2	Opp. Blue Zone %	77.8

GET TO KNOW THE COUGARS

LOPINI KATOA

- **LDS MISSION TO MISSOURI** - Served his LDS mission to Independence, Missouri.
- **SCOUT TEAM STAR** - Was the scout team running back in 2017. Defensive players pushed for him to play in 2017 but he redshirted the year.



ALEVA HIFO

- **COUSINS** - Hifo and Sione Takitaki are cousins that played at the same high school, Heritage High School, in California.
- **EXERCISE SCIENCE MAJOR**
- **VERSATILE** - In high school, played cornerback, wide receiver, running back, kick returner and punter. Hifo averaged 35.3 yards per punt on 15 boots as a senior at Heritage HS. He also played baseball.



SKYLER SOUTHAM

- **ARMY ALL-AMERICAN** - Southam was named an Army All-American in 2015. He set the state record in Utah for field goals in a single season with 20 makes.
- **LDS MISSION TO CHILE** - Served an LDS mission to Santiago, Chile and returned home in the early spring of 2018.
- **SOCCER FAN.** Southam's other favorite sport in soccer, but he is an even bigger fan of Cristiano Ronaldo, due to his ability to connect on free kicks.



FOOTBALL CONTACTS

Football Media Relations Director Brett Pyne
 Office 801-422-4912
 Cell 801-367-1631
 Email brett_pyne@byu.edu
 Assistant FB Media Relations Director Kenny Cox
 Office 801-422-5202
 Cell 801-420-7703
 Email kenny_cox@byu.edu
 FB Media Relations Graduate Assistant Ari Davis
 Office 801-422-8999
 Cell 801-243-8265
 Email footballpr@byu.edu
 Associate AD/Communications Duff Tittle
 Office (801) 422-4910
 Email duff_tittle@byu.edu
 Media Relations Main Office 801-422-8948
 Media Relations Fax 801-422-0633
 LaVell Edwards Stadium Press Box 801-422-2609
 Website www.byucougars.com
 Twitter @BYUcougars, @BYUgamenotes, @BYUCougarsPR
 Facebook facebook.com/byufootball
 Address 30 Smith Fieldhouse, Provo, UT 84602

2018 QUICK FACTS

Location Provo, Utah 84602
 Elevation 4,553 feet
 Enrollment 33,517
 Founded October 16, 1875
 Owned The Church of Jesus Christ of Latter-day Saints
 Nickname Cougars
 Mascot Cosmo the Cougar
 Colors Blue and White
 Stadium LaVell Edwards Stadium
 Surface Natural Grass
 BYU President Kevin J Worthen (BYU, 1982)
 Athletics Director Tom Holmoe (BYU, 1983)
 Head Coach Kalani Sitake (BYU, 2000)
 Seasons 3rd year
 Career Record 16-15
 Record at BYU Same
 Defensive Set 4-3
 Offensive Set Multiple
 2018 Record 3-2
 2018 Nat'l Ranking (High) RV (20 AP poll)
 2017 Record 4-9
 2017 National Ranking (High) (RV)
 Offensive Starters Returning/Lost 7/4
 Offensive Returners with Starting Exp. 16
 Defensive Starters Returning/Lost 7/4
 Defensive/Specialist Returners with Starting Exp. 16
 Letterwinners Returning/Lost 58/25
 Offensive Letterwinners Returning/Lost 25/10
 Defensive Letterwinners Returning/Lost 29/13
 Specialists Letterwinners Returning/Lost 4/2
 National Championships 1 (1984)
 Bowl Appearances 35
 Bowl Record 14-20-1
 Last Bowl Appearance 2016 Poinsettia Bowl
 (W 24-21 vs. Wyoming)
 Last Bowl Victory same
 First Year of Football 1922
 All-time Record 571-417-26 (.576)
 All-time Home Record 312-140-6 (.688)
 All-time Road Record 232-251-19 (.481)
 All-time Neutral Record 28-26-1 (.518)
 All-time Independent Record 59-37 (.615)
 LaVell Edwards Stadium Record 239-75 (.761)



BRETT PYNE
 Football Media
 Relations Director
 Office: (801) 422-4912
 Cell: (801) 367-1631
 Email: brett_pyne@byu.edu
 @brettpyne



KENNY COX
 Assistant Football Media
 Relations Director
 Office: (801) 422-5202
 Cell: (801) 420-7703
 Email: kenny_cox@byu.edu
 @kennycocx



ARI DAVIS
 Football Media Relations
 Graduate Assistant
 Office: (801) 243-8999
 Cell: (801) 243-8265
 Email: footballpr@byu.edu
 @adavis22_



DUFF TITTLE
 Associate Athletic Director
 Communications
 Office: (801) 422-4910
 Cell: (801) 372-4401
 Email: duff_tittle@byu.edu
 @dufftittle

BYU MEDIA AVAILABILITY (subject to change)

MON 10/1	TUES 10/2	WED 10/3	THU 10/4	FRI 10/5	SAT 10/6
12:00 p.m. MDT Press briefing - Kalani Sitake and select players available. Meet in football lobby (2nd floor Student Athlete Building). 11-12 p.m. MT Coordinators' Corner Radio Show (BYU coordinators) BYUtv, BYU Radio Sirius XM 143, ESPN 960 AM)	5:50 p.m. MDT Post-practice availability Coaches/Players Legacy Hall/SAB 6-7 p.m. MDT BYU Football with Kalani Sitake BYUtv, BYU Radio Sirius XM 143, BYUradio.org 9-10 p.m. KSL Newsra- dio 102.7 FM/1160 AM	No media availability	No media availability	7:00 p.m. MDT ESPN2 BYU vs. Utah State Head coach Kalani Sitake and select players available postgame.	No media availability

WEEKLY GAME NOTES

Thank you for your coverage of BYU football for the 2018 season. These game notes have been designed to provide local, regional and national media with useful information about the BYU football program, specific to this week's game. Additional information on BYU's history and tradition, along with much more in-depth team information can be found in your copy of the 2018 BYU Football Almanac or at BYUCougars.com. Should you need additional information such as photographs, video or additional almanacs, please contact the BYU Athletic Communications office at (801) 422-8948.

SOCIAL MEDIA

BYU Athletics Twitter : @BYUCougars
 BYU Football Twitter: @BYUFootball
 BYU Game Notes Twitter: @BYUgamenotes (Follow this account for the most up-to-date notes and milestones during games)
 BYU Athletic Communications: @BYUCougars PR (Follow this account for news and press releases)
 Instagram: BYUcougars, BYUfootball
 Facebook: BYU Football
 Head coach Kalani Sitake: @kalanifitake
 Use the hashtags: #BYUFootball #GoCougs

BYUCOUGARS.COM

Please visit byucougars.com for press releases, updated player and coach bios, statistics, game notes, press conference transcripts and schedules. In addition, the site features numerous video highlights, interviews and features posted daily. The 2018 BYU Football Almanac is also available online in PDF at <https://byucougars.com/dl/sites/default/files/Football%20Menu%20Files/2018-Football-Almanac-Online.pdf>

LIVE RADIO AND STREAMING

Listen to Greg Wrubell, Marc Lyons and Mitchell Juergens on the radio broadcast live on the BYU Sports Network on BYU Radio Sirius XM 143/89.1 FM HD2, KSL Newsradio 1160 AM/102.7 FM, BYUCougars.com/LiveRadio, BYUradio.org and on the BYU Cougars app, BYU Radio app and KSL app.

BYUtv PREGAME AND POSTGAME SHOWS

Watch the football pregame and postgame shows before every kickoff and after the game on BYUtv and byutv.org. Also tune into BYUtv and byutv.org for complete replays of every home game.

PRACTICES AND MEDIA AVAILABILITY

Members of the media will be invited to conduct interviews at the conclusion of select practices. Please give at least 24 hours notice with special requests. (PLEASE NOTE THE CALENDAR ABOVE FOR MEDIA AVAILABILITY FOR THE WEEK.)

ATHLETIC STAFF INTERVIEWS

Interview requests for director of athletics Tom Holmoe or any other member of the athletic administration should be directed to associate director of athletics Duff Tittle. Duff can be contacted at duff_tittle@byu.edu or at (801) 422-4910.

POSTGAME MEDIA AVAILABILITY

After home games, postgame press conference will be conducted in the LaVell Edwards Stadium press room, located on the southeast end of the stadium next to the BYU locker room. At the discretion of the visiting team, opponent interviews will be conducted in the Blue Zone, near the opponent's locker room located on northwest end of the stadium. Coach Sitake and select players will be available following the NCAA mandatory cooling off period. Members of the media are invited to move from the press box down to the field and to the press room four minutes prior to the ending of the game. A direct video feed will also be sent to the press box from the BYU postgame press conference. A basic transcript of Sitake's comments from the postgame press conference will be provided with additional player quotes upon availability. For road games, BYU will conduct interviews outside the locker room or in a location designated by the host school.

POLICY REMINDERS

Other than during the recognized interview time after practice sessions, press conferences and other organized media availability, interviews and information inquiries must be initiated and arranged through the Athletic Communications office prior to being conducted. Media members should not contact directly BYU players, coaches, support staff or other athletic department personnel for any reason. Some players may not be available at every practice depending on circumstances such as classes, exams or other obligations.

We support and maintain the philosophy that reports submitted via blog, Twitter or any other form of social media or mass communication should maintain the same standards of professional conduct, judgment and ethics as would any reports broadcast or published by your organization under the scrutiny of standard professional editorial guidelines and principles. We request your cooperation in our efforts to maintain a professional environment.



UTAH STATE OPENS MOUNTAIN WEST PLAY WITH 42-32 VICTORY OVER AIR FORCE

LOGAN, Utah – Sophomore quarterback Jordan Love passed for a career-high 356 yards and two touchdowns as Utah State defeated Air Force 42-32 in the Mountain West opener for both teams Saturday night on Merlin Olsen Field at Maverik Stadium.

With the win, Utah State improved to 3-1, marking the first time since 2012 the Aggies have opened by winning three of their first four games. Furthermore, Utah State is 5-1 all-time in Mountain West openers. Air Force dropped to 1-2 overall.

After Utah State junior running back Darwin Thompson opened the game's scoring on a 6-yard touchdown run with 9:18 to go in the first quarter, the Falcons reeled off the next 14 points thanks to a 1-yard touchdown run from Isaiah Sanders and an 8-yard touchdown run from Cole Fagan.

Less than one minute after Fagan found the end zone, the Aggies answered with a touchdown of their own, a 4-yard run by junior running back Gerold Bright to knot the score at 14-apiece with 6:18 left in the half.

Beginning with Bright's touchdown, Utah State scored 28 unanswered points to seemingly seize control. Thompson added his second score of the night on a 1-yard run with 9:04 left in the third quarter and junior tight end Dax Raymond caught a 30-yard touchdown pass from Love just 49 seconds later to make it 35-14.

Raymond's touchdown came one play after senior safety Gaje Ferguson recovered a fumble by Air Force. Ferguson finished his night with a career- and game-high 15 tackles, while fellow senior safety Jontrell Rocquemore added a career-best 13 stops, including 2.0 tackles for loss.

Three other Aggies posted double-digit tackles on the night in senior linebacker Suli Tamaivena (12), junior defensive end Tipa Galeai (career-high 11) and sophomore linebacker David Woodward (11).

The Falcons pulled to within 35-32 with exactly 13 minutes remaining in the fourth quarter, but the Aggies sealed the victory on a 70-yard touchdown run with 6:52 to go.

Utah State senior wide receiver Ron'quavion Tarver led the Aggies with nine receptions for 128 yards, while Raymond had four catches for 68 yards and senior wide receiver Jalen Greene also had four receptions for 42 yards. Greene was instrumental in Bright's game-clinching touchdown as he threw a key block.

Utah State will enjoy its first and only bye of the season this week before stepping out of conference play for the final time to face in-state rival BYU on Friday, Oct. 5, at LaVell Edwards Stadium in Provo. The game is slated to kick off at 7 p.m. and will be televised live on ESPN2.

UTAH STATE 2018 SCHEDULE

Date	Day	Opponent	Time/Result
8/31	Fri.	@ Michigan State	L, 38-31
9/8	Sat.	New Mexico State	W, 60-13
9/13	Thu.	Tennessee Tech	W, 73-12
9/22	Sat.	Air Force	W, 42-32
10/5	Sat.	@BYU	7:00 p.m.
10/13	Fri.	UNLV	TBD
10/20	Sat.	@Wyoming	TBD
10/27	Sat.	New Mexico	TBD
11/3	Sat.	@Hawaii	TBD
11/10	Sat.	San Jose State	TBD
11/17	Sat.	@ Colorado State	TBD
11/24	Sat.	@Boise State	TBD
All times local			

UTAH STATE COACHING STAFF

Head Coach	Matt Wells, Utah State, '96 (6th season)
Ast. HC/Co-Defensive Coord./ D-Line	Frank Maile, Utah State, '07
Keith Patterson	Keith Patterson, East Central Oklahoma, '86
Offensive Coordinator	David Yost, Kent State, '92
Jovon Bouknight	Outside Receivers, Wyoming, '06
Defensive Brown	Julius Brown, Boise State, '06
Inside Linebackers	Stacy Collins, Western Oregon, '98
Offensive Line	Steve Farmer, Illinois State, '99
Running Backs	DeAndre Smith, Southwest Missouri State, '02
Outside Linebackers	Jani 'Unga, BYU, '15
Inside Receivers	Luke Wells, Oklahoma, '02

TALE OF THE TAPE

USU	PROJECTED STARTERS		BYU
285	DL WT	OL WT	302
6-2	DL HT	OL HT	6-6
307	OL WT	DL WT	285
6-3	OL HT	DL HT	6-4.5

BYU VS. UTAH STATE SERIES

BYU vs. Utah State (Overall)

at BYU	28-17-1
at Utah State	17-19-2
Neutral	3-0-0

BYU vs. Utah State Series (By Decade)

2010s	5-3-0
2000s	6-0-0
1990s	7-1-0
1980s	9-1-0
1970s	5-5-0
1960s	3-7-0
1950s	5-5-0
1940s	3-3-1
1930s	4-5-1
1920s	1-6-1

Total **48-36-3**

BYU VS. CURRENT MOUNTAIN WEST OPPONENTS

Air Force Academy	24-7-0
Boise State	2-6-0
California	3-2-0
Cal State Fresno	0-0-0
Colorado State	39-27-3
University of Nevada-Reno	0-0-0
UNLV	17-3-0
New Mexico	45-14-1
San Diego State	28-7-1
San Jose State	8-10-0
Utah State	48-26-3
Wyoming	45-30-3
Total	304-132-11

UTAH STATE QUICK FACTS

Location	Logan, Utah
Founded	1888
Enrollment	24,618
President	Noelle E. Cockett
Athletics Director	John Hartwell
Colors	Blue & White
Nickname	Aggies
Conference (Division)	Mountain West (Mountain)
Stadium (Capacity)	Maverik Stadium (25,100)
2017 Overall Record	6-7
2017 Mountain West Record	4-4/T-4 (Mountain Division)

UTAH STATE STATISTICAL RANKINGS

(as of 9/30)

Total Offense	475.0 (30)
Total Defense	357.0 (52)
Passing Offense	284.5 (28)
Pass Defense	170.3 (22)
Passing Efficiency	140.60 (57)
Pass Efficiency Defense	103.57 (16)
Rushing Offense	190.5 (55)
Rushing Defense	186.8 (100)
Scoring Offense	51.5 (4)
Scoring Defense	23.8 (53)
First Downs	97 (72)
Third Down Conversions	0.469 (23)
Net Punting	39.38 (47)
Kickoff Returns	30.30 (5)
Turnover Margin	0.50 (38)

UTAH STATE PLAYERS TO WATCH

#10 | JORDAN LOVE | QB | 6-4 | 225 | SO. | BAKERSFIELD, CA | LIBERTY HS

GP	EFFIC	COMP	ATT	YDS	Y/G	PCT	LNG	INT	TD	R ATT	YDS	Y/A	LNG	TD
4	141.0	90	135	1070	267.5	.67	43	3	5	19	-11	-0.58	7	2

#1 | RON'QUAVION TARVER | WR | 6-3 | 215 | SR. | BELLE GLADE, FL | GLADES CENTRAL CC

GP	REC	YDS	Y/A	LNG	TD
4	22	228	10.36	29	0

#8 | GEROLD BRIGHT | RB | 5-9 | 195 | JR. | PENSACOLA, FL | ESCAMBIA

GP	RUSH	YDS	Y/A	LNG	TD	REC	YDS	Y/A	LNG	TD
4	40	288	7.20	70	4	4	34	8.50	13	0

#9 | DAVID WOODWARD | LB | 6-2 | 235 | SO. | OLYMPIA, WA | OLYMPIA HS

GP	SOLO	AST	TOT	TFL	YDS	SACKS	YDS	INT	YDS
3	6	34	40	1.0	11	1.0	11	0	0

INDEPENDENCE: YEAR EIGHT

The 12-game independent schedule for 2018 features eight teams that played in a bowl game in 2017. Four games are against Pac-12 opponents. BYU also takes on likely top-10 opponent Wisconsin on the road and features games against Mountain West foes Utah State, Boise State and Hawai'i. Independents UMass and New Mexico State also appear on the schedule along with Mid-American favorite Northern Illinois and FCS power McNeese State.

The Cougars will host six home games including Cal, McNeese State, Utah State, Hawai'i, Northern Illinois and New Mexico State. BYU is on the road against Arizona, Wisconsin, Washington, Boise State, UMass (Gillette Stadium) and Utah in Salt Lake City.



BOWLING OPPONENTS

Of BYU's 12 opponents in 2018, eight played in a bowl game last year: Utah State, Northern Illinois, New Mexico State, Arizona, Wisconsin, Washington, Boise State and Utah.

BYU VS. POWER 5 TEAMS

BYU has the most wins (25) over Power 5 teams by a non-Power 5 opponent school since 2003. BYU had a streak of 11 consecutive seasons with at least one win over a Power 5 team snapped last season. Navy is No. 2 at 24.

TEAM CAPTAINS

BYU will have eight captains for the 2018 season, with four on offense and four on defense. The captains will rotate for the coin toss.

OFFENSE	DEFENSE
Brayden El-Bakri	Zayne Anderson
Austin Hoyt	Corbin Kaufusi
Tanner Mangum	Butch Pau'u
Micah Simon	Sione Takitaki

FLAG BEARERS

BYU has a tradition of carrying team flags out of the tunnel, along with an American Flag and alumni flags. Each week different players and alumni have the honor of being a flag bearer.

LAVELL EDWARDS STADIUM

LaVell Edwards Stadium with its 63,470-seat capacity is home to BYU football. Originally Cougar Stadium, it was built in 1964 and seated 30,000. It was expanded in 1982 to seat 65,000 permanent seats before official capacity became 63,470 after various refurbishments. For the 2012 season the stadium featured new video walls and LED ribbons on the north and south end zone stands. BYU's winning percentage at LaVell Edwards Stadium is ranked No. 14 among teams playing in their current stadium.

Stadium record: 239-75 (.760)

Since 2005: 64-17 (.788)

2018: 1-1

MISSIONS

Brigham Young University is owned and operated by The Church of Jesus Christ of Latter-day Saints. The missionary emphasis of the Church is perhaps one of its most recognized characteristics.

Since the organization of the Church in 1830, over one million missionaries have served. The Church operates more than 400 missions around the world in over 150 nations speaking more than 160 languages. More than 67,000 missionaries representing the Church are serving proselytizing missions around the world. Most of the Church's proselytizing missionaries are young men between the ages of 18 and 26. A substantial number of young women and older couples also serve proselytizing missions. Missionaries work long hours — seven days a week for two years (or 18 months for women and couples) — teaching the Gospel of Jesus Christ and participating in community service.

About 65 percent of the current team has served a mission. Members of the team have served in 28 different countries and six of the seven continents around the globe. More than 30 members of the team (previous signees or on roster) are currently serving in the mission field.

HONOR CODE

BYU's Honor Code helps maintain this learning environment. Initiated by students in 1949, the Honor Code emphasizes being honest, living a chaste and virtuous life, abstaining from alcohol and tobacco, using clean language, and following other values in line with the doctrines of the Church of Jesus Christ of Latter-day Saints.

2018 NATIONAL RANKINGS:

Associated Press Top 25			
#	Team (1st place)	Record	Votes
1	Alabama(58)	5-0	1497
2	Georgia	5-0	1405
3	Ohio State(1)	5-0	1395
4	Clemson(1)	5-0	1278
5	LSU	5-0	1233
6	Notre Dame	5-0	1216
7	Oklahoma	5-0	1193
8	Auburn	4-1	1002
9	West Virginia	4-0	998
10	Washington	4-1	978
11	Penn State	4-1	920
12	UCF	4-0	759
13	Kentucky	5-0	707
14	Stanford	4-1	700
15	Michigan	4-1	687
16	Wisconsin	3-1	642
17	Miami	4-1	600
18	Oregon	4-1	462
19	Texas	4-1	403
20	Michigan State	3-1	281
21	Colorado	4-0	225
22	Florida	4-1	210
23	North Carolina State	4-0	118
24	Virginia State	3-1	89
25	Oklahoma State	4-1	88

Others receiving votes: Boise State 86, South Florida 83, Syracuse 74, Cincinnati 35, Iowa 34, Texas A&M 31, Washington State 14, TCU 13, California 10, Maryland 10, Missouri 8, Boston College 3, Mississippi State 3, *BYU* 3, Appalachian State 2, Arizona State 2, San Diego State 1, *Hawai'i* 1, Duke 1

USA Today Coaches Poll

#	Team (1st place)	Record	Votes
1	Alabama(61)	5-0	1597
2	Georgia	5-0	1490
3	Ohio State(1)	5-0	1467
4	Clemson(2)	5-0	1417
5	Oklahoma	5-0	1313
6	LSU	5-0	1285
7	Notre Dame	5-0	1246
8	West Virginia	4-0	1055
9	Auburn	4-1	1049
10	Washington	4-1	1027
11	Penn State	4-1	1002
12	Wisconsin	3-1	797
13	UCF	4-0	763
14	Stanford	4-1	753
15	Kentucky	5-0	690
16	Michigan	4-1	627
17	Miami	4-1	587
18	Oregon	4-1	453
19	Michigan State	3-1	376
20	Texas	4-1	342
21	Oklahoma State	4-1	255
22	Colorado	4-0	170
23	Virginia Tech	3-1	167
24	Boise State	3-1	160
25	North Carolina State	4-0	121

Others receiving votes: South Florida 109, Florida 105, Syracuse 48, Washington State 43, Cincinnati 42, TCU 40, Appalachian State 34, Texas A&M 31, Iowa 23, Missouri 21, Maryland 14, Mississippi State 13, USC 10, San Diego State 9, Boston College 9, Arizona State 8, South Carolina 6, Troy 5, California 5, Duke 5, *BYU* 4, Army 4, Louisiana Tech 2, Fresno State 1

Bold = 2018 opponent

INDEPENDENTS SNAPSHOT

BYU is one of six FBS Independent teams. Here is a look at how the Cougars and the other independents did last week.

Team	W-L	Last game	Next Game
Notre Dame	5-0	W, 38-17 vs. Stanford	at No. 24 VT
BYU	3-2	L, 35-7 at Washington	Utah State
Army	3-2	W, 42-13 at Buffalo	at San Jose State
Liberty	2-2	W, 52-43 at New Mexico	at New Mexico State
UMass	2-4	L, 58-42 at Ohio	South Florida
New Mexico St	1-4	W, 27-20 vs. UTEP	Liberty

POLYNESIAN PIPELINE

The Polynesian Islands have become a hotbed for recruiting in recent years, but BYU has been one of the pioneers in bringing these players from Tonga, Samoa, the Hawaiian Islands and all of Polynesia to the forefront of college football since the early 1950s. About 40 members of the current roster are of Polynesian descent.

Some of BYU's most celebrated and decorated players have come from the Pacific islands, including All-Americans, national record holders, players who have gone on to compete in the NFL and now, several members of BYU's current coaching and support staff.

Kalani Sitake was named BYU's 14th head coach on Dec. 19, 2015, becoming the first Tongan head football coach in the NCAA. His staff includes Polynesians Ilaisa Tuiaki, Fesi Sitake, Nu'u Tafisi, Jack Damuni, Jasen Ah You, Alema Fitsemanu, Vince Feula, Matt Ah You and Harvey Unga.

FORMER PLAYERS ON STAFF

There are 18 former BYU football players on the football and athletic administration staff. Members of the staff were part of Cougar teams that won the 1980 "Miracle Bowl," the 1984 National Championship, Heisman Trophy, 1996 Cotton Bowl along with many other accolades.

Tom Holmoe	DB	1978-82	Athletic Director
Kalani Sitake	RB/FB	1994, 97-00	Head Football Coach
Chad Lewis	TE	1993-96	Associate AD/Development
Lee Johnson	P	1980-84	Assistant Development Director
Robbie Bosco	QB	1981-85	Varsity Club/Development
Fui Vakapuna	RB	2002-03, 06-08	Assistant to the AD
Ed Lamb	LB/DE	1994-96	Asst. Head Coach/Linebackers/Sp. Tms
Aaron Roderick	WR	1996-98	Pass Game Coordinator/Quarterbacks
Jernaro Gilford	DB	1999-03	Cornerbacks
Preston Hadley	DB	2011-12	Safeties
Alema Fitsemanu	LB	1984-85, 89-90	Player Personnel Coordinator
Jack Damuni	DB	1993-94	Community Relations Coordinator
JD Falslev	WR	2009-13	Football Analyst
Matt Ah You	LB	2003-05, 08	Football Analyst
Vince Feula	DL	2004-05	Graduate Assistant/Defense
Manase Tonga	RB	2005-09	Graduate Assistant/Defense
Harvey Unga	RB	2006-09	Graduate Assistant/Offense
Dallas Reynolds	OL	2005-08	Graduate Assistant/Offense

AVERAGE AGE, MARRIED PLAYERS, ETC.

The average age of BYU's 2018 roster is 21.5 years of age. The Cougars also have 25 married players. Six of the married players have a child.

FATHERS AND SONS

BYU has a family legacy unique to many other institutions. This year's squad features nine players with fathers who also played football at BYU.

Dylan Collie, WR	Scott Collie, WR (1978-82)
James Empey, OL	Mike Empey, OL (1987, 91-93)
Gavin Fowler, DB	Blaine Fowler, QB (1981-85)
Kyle Griffiths, RB	Bobby Griffiths, DB (1987, 92-93)
Hayden Griffiths, QB	Bobby Griffiths, DB (1987, 92-93)
Jaren Hall, QB	Kalin Hall, RB (1992-93)
Corbin Kaufusi, DL	Steve Kaufusi, DL (1985-87)
Devin Kaufusi, DL	Steve Kaufusi, DL (1985-87)
Ului Lapuaho, OL	Robert Lapuaho, DL (1985-89)
Payton Wilgar, LB	Dana Wilgar, DB (1973-76)

BROTHERS IN ARMS

BYU has seven sets of brothers on the current roster, more than any other school.

El-Bakri	Brayden (Sr. RB) and Bracken (So. DL)
Griffitts	Kyle (So. RB) and Hayden (So. QB)
Kaufusi	Corbin (Sr., DL) and Devin (Fr., DL)
Kaufusi	Isaiah (So. LB) and Jackson (Fr. LB)
Pau'u	Butch (Sr. LB) and Neil (So. WR)
Pulsipher	Adam (Sr. LB) and Addison (Jr. TE)
Romney	Baylor (Fr., QB) and Gunner (Fr., WR)

2018 OPPONENTS

ARIZONA	2-3
Last week	L 24-20 vs. USC
This week	Cal
Next week	at Utah
CALIFORNIA	3-1
Last week	L 24-20 vs. Oregon
This week	at Arizona
Next week	UCLA
WISCONSIN	3-1
Last week	Bye
This week	at Nebraska
Next week	Michigan
MONEESE STATE	4-1
Last week	W 17-10 at Stephen F. Austin
This week	at ACU
Next week	Bye
WASHINGTON	4-1
Last week	W, 35-7 vs. BYU
This week	at UCLA
Next Week	at Oregon
UTAH STATE	3-1
Last week	Bye
This week	at BYU
Next week	at Wyoming
HAWAII	5-1
Last week	W 44-41/OT at San Jose St.
This week	Wyoming
Next week	at BYU
NORTHERN ILLINOIS	2-3
Last week	W, 26-23/OT vs. Eastern Michigan
This week	at Ball State
Next week	at Ohio
BOISE STATE	3-1
Last week	W 34-14 at Wyoming
This week	San Diego State
Next week	at Nevada
UMASS	2-4
Last week	L 58-42 at Ohio
This week	USF
Next week	Bye
NEW MEXICO ST.	1-4
Last week	Bye
This week	Liberty
Next week	Louisiana-Lafayette
UTAH	2-2
Last week	L 28-24 at Washington State
This week	at Stanford
Next week	Arizona
Combined record: 34-23	

NO. 20 BYU FOOTBALL OVERPOWERED BY NO. 11 WASHINGTON

SEATTLE – No. 20 BYU football was overpowered in a 35-7 loss to No. 11 Washington on Saturday night at Husky Stadium.

The Huskies did it on the ground and in the air on both sides of the ball, picking up 187 rushing yards while BYU managed only 34 yards. Led by quarterback Jake Browning, the Huskies had 277 passing yards to the Cougars' 160. Both quarterbacks were efficient with Browning going 23 for 25 while Tanner Mangum went 18 of 21.

Freshman running back Lopini Katoa led BYU in rushing and receiving while scoring the Cougars' only touchdown. He rushed for 27 yards but did most of his damage after the catch with seven receptions for 66 yards. Junior Austin Lee and senior Butch Pau'u led the BYU defense both recording seven total tackles. Khyiris Tonga tallied 1.5 tackles for loss while Corbin Kaufusi recorded his fourth sack of the season.

The Huskies put the first points of the game on the board on its second drive of the day. A five-yard run from Salvon Ahmed put Washington up 7-0 with 7:19 left in the first quarter. Gaskin scored his second rushing touchdown of the game on a 6-yard run in the second quarter. The Huskies went up 14-0 at the 11:05 mark.

Washington capped off the first half with a rushing touchdown from the Huskies quarterback Jake Browning. A fumble from Katoa on the BYU 24 yard-line gave Washington perfect field position with under 30 seconds to go in the second half. Three plays later Browning ran the ball into the end zone putting the Cougars behind by three touchdowns going into halftime.

To open up the second half, Washington scored on its first possession when Browning threw to Drew Sample for a 15-yard touchdown. Eight minutes later, Salvon ran the ball into the end zone for his second touchdown of the game putting the score at 35-0.

Katoa scored BYU's lone touchdown of the game late in the fourth quarter. BYU long snapper Mitch Harris recovered a fumbled punt return giving the Cougars good field position to get into the end zone. Katoa ran the ball 1-yard to put the Cougars on the board with 41 seconds left in the game.

No.	Name	Pos.
1	Davis, Akile	WR
1	Warner, Troy	DB
2	Hadley, Matthew	RB/LB
3	Armstrong, Isaiah	DB
3	Collie, Dylan	WR
4	Davis, Brach	DB
4	Katoa, Lopini	RB
5	Ghanwoloku, Dayan	DB
7	Greene, Trevion	DB
7	Hoge, Beau	RB/QB
10	Critchlow, Joe	QB
10	Herron, Isaiah	DB
11	Lee, Austin	DB
11	Wilson, Zach	QB
12	Mangum, Tanner	QB
12	Moore, Malik	DB
13	Romney, Baylor	QB
13	Simon, Micah	WR
15	Griffits, Hayden	QB
15	Hifo, Aleava	WR
16	Hall, Jaren	QB
16	Taktaki, Sione	LB
17	Conner, Stacy	QB
17	Laulu-Pututau, Moroni	TE
18	Shelton, Michael	DB
19	Jones, Danny	P
20	Buhler, Joshua	DB
20	McChesney, Austin	DB
20	Southam, Skyler	K
21	Shumway, Talon	WR
22	Canada, Squally	RB
23	Anderson, Zayne	LB
24	Kafentzis, Austin	DB
25	Jacobson, Tanner	DB/RB
26	Almond, Rhett	P/K
26	Harris, Koy	WR
27	Fowler, Gavin	DB
28	Powell, Sawyer	DB
29	Mikkelsen, Andrew	K
30	Ellis, Keenan	DB
31	Folau, Christian	LB
32	Wilcox, Chris	DB
32	Holker, Dallin	TE
33	Tooley, Max	LB
33	Burt, Riley	RB
35	El-Bakri, Brayden	RB
36	Mandell, D'Angelo	DB
37	Criddle, Matthew	DB
37	Whetzel, Austin	WR
38	Pau'u, Butch	LB
39	Jensen, Drew	LB
39	Kapisi, Jared	DB/K
41	Pulsipher, Adam	LB
42	Finau, Sione	RB
42	Griffits, Kyle	RB
42	Tapusoa, Johnny	RB
43	Lolohea, AJ	LB
43	Price, Mitchell	DB
44	Powell, Riggs	LB
45	Allgeier, Tyler	RB
46	Sandlin, Rhett	LB
46	Kaufusi, Jackson	LB
48	McFarland, Darius	RB
49	Wilgar, Payton	LB
50	Mo'unga, Tevita	DL
50	Sampson, Nate	DL
52	Pili, Trajan	DL
52	Kaufusi, Isaiah	LB
54	Taliauli, Merrill	DL
55	Fauatea, Lorenzo	DL
56	Barrington, Clark	OL
57	Tofa, Alden	DL
58	Leiatatau, Uriah	DL
59	Shoaf, Thomas	OL
60	Langi, Motekiai	DL
61	Saleapaga, Keanu	OL
62	Mahe, Atunaisa	DL
64	Foley, Matt	LS
65	Atagi, Ethan	OL
65	Empey, James	OL
67	Christensen, Brady	OL
68	Gentry, JT	OL
69	Hoge, Tristen	OL
70	Jimenez, Jacob	OL
71	Hoyt, Austin	OL
73	Lapuaho, Ului	OL
74	Longson, Kieffer	OL
76	LaChance, Harris	OL
77	Herring, Chandon	OL
78	Thorson, Michael	OL
79	Smith, Jacob	OL
80	Heaps, Nate	TE
80	Romney, Gunner	WR
82	Milne, Dax	WR
83	Lotulelei, Inoke	WR
84	Pau'u, Neil	WR
85	Cosper, Brayden	WR
85	Tuipulotu, Hank	TE
86	Ward, Benjamin	TE
87	Pulsipher, Addison	TE
88	Nwigwe, JJ	TE
89	Bushman, Matt	TE
90	Kaufusi, Corbin	DL
91	Tuiofi-Mariner, Earl	DL
92	Kaufusi, Devin	DL
93	El-Bakri, Bracken	DL
94	Kaluhioikalani, Kamalani	DL
94	Tuoloma, Jeddy	DL
95	Tonga, Khyiris	DL
96	Leishman, Tanner	TE
96	Tei-Kirby, Wayne	DL
97	Chambers, Austin	DL
98	Bruno, Michael	LS
98	Harris, Mitch	LS
99	Dawe, Zac	DL

No.	Name	Pos.	Ht.	Wt.	Yr.	Hometown/Last School
45	Allgeier, Tyler	RB	5-11	200	Fr.	Fontana, CA / Kaiser HS
26	Almond, Rhett	P/K	6-4	200	R-Sr.	Valencia, CA / Hart HS
23	Anderson, Zayne	LB	6-2	215	Sr.	Stansbury Park, UT / Stansbury HS
3	Armstrong, Isaiah	DB	6-2	195	Jr.	Redlands, CA / Riverside City College
65	Atagi, Ethan	OL	6-5	320	Fr.	Ogden, UT / Bonneville HS
56	Barrington, Clark	OL	6-6	275	Fr.	Spokane, WA / University HS
98	Bruno, Michael	DL	6-5	240	Fr.	Grand Anse, Grenada / Wesley College Secondary
20	Buhler, Joshua	DB	6-1	205	Jr.	Springville, UT / Snow College
34	Burt, Riley	RB	6-1	210	R-Jr.	Mantua, UT / Box Elder HS
89	Bushman, Matt	TE	6-5	245	So.	Tucson, AZ / Sabino HS
22	Canada, Squally	RB	5-11	210	R-Sr.	Milpitas, CA / Washington State
97	Chambers, Austin	DL	6-5	310	R-So.	Shawnee Mission, KS / Shawnee Mission West HS
67	Christensen, Brady	OL	6-5	295	R-Fr.	Bountiful, UT / Bountiful HS
3	Collie, Dylan	WR	5-10	180	R-Sr.	El Dorado Hills, CA / Hawai'i
17	Conner, Stacy	QB	6-5	190	Fr.	Wylie, TX / Wylie HS
85	Cosper, Brayden	WR	6-3	205	Fr.	South Jordan, UT / Bingham HS
37	Criddle, Matthew	DB	6-1	195	R-Fr.	Highland, UT / Snow College
10	Critchlow, Joe	QB	6-4	215	So.	Franklin, TN / Franklin HS
1	Davis, Akile	WR	6-2	205	R-Jr.	DeSoto, TX / DeSoto HS
4	Davis, Brach	DB	6-1	170	Fr.	Salt Lake City, UT / Olympus HS
99	Dawe, Zac	DL	6-4	280	R-So.	Pleasant Grove, UT / Pleasant Grove HS
93	El-Bakri, Bracken	DL	6-3	285	R-So.	Salt Lake City, UT / Brighton HS
35	El-Bakri, Brayden	RB	6-0	245	R-Sr.	Salt Lake City, UT / Brighton HS
30	Ellis, Keenan	DB	6-0	175	R-Fr.	Chula Vista, CA / Bonita Vista HS
66	Empey, James	OL	6-4	297	R-Fr.	American Fork, UT / American Fork HS
55	Fauatea, Lorenzo	DL	6-4	300	R-Fr.	West Valley, Utah / Hunter HS
42	Finau, Sione	RB	5-11	180	Fr.	Kearns, UT / Kearns HS
31	Folau, Christian	LB	6-1	237	R-Fr.	Salt Lake City, UT / East HS
64	Foley, Matt	LS	6-1	215	Sr.	Temecula, CA / Temecula Valley HS
27	Fowler, Gavin	DB	6-0	191	R-Sr.	Kaysville, UT / Davis HS
68	Gentry, JT	OL	6-5	280	Fr.	Littleton, CO / Columbine HS
5	Ghanwoloku, Dayan	DB	5-11	200	R-Jr.	Layton, UT / Northridge HS
7	Greene, Trevion	DB	6-3	195	Jr.	East Palo Alto, CA / Chabot College
42	Griffits, Kyle	RB	6-3	235	R-So.	Windermere, FL / West Orange HS
15	Griffits, Hayden	QB	6-2	205	R-So.	Windermere, FL / West Orange HS
2	Hadley, Matthew	LB	6-0	215	R-Sr.	Connell, WA / Connell HS
1	Hall, Jaren	QB	6-1	210	Fr.	Spanish Fork, UT / Maple Mountain HS
26	Harris, Koy	WR	6-1	175	Fr.	Henderson, NV / Coronado HS
98	Harris, Mitch	LS	6-4	216	R-Jr.	Gilbert, AZ / Perry HS
80	Heaps, Nate	TE	6-4	245	R-Fr.	American Fork, UT / American Fork HS
77	Herring, Chandon	OL	6-7	302	R-So.	Gilbert, AZ / Perry HS
10	Herron, Isaiah	DB	6-1	175	Fr.	Las Vegas, NV / Arbor View HS
15	Hifo, Aleava	WR	5-10	187	Jr.	Menifee, CA / Heritage HS
7	Hoge, Beau	RB	6-1	220	R-Jr.	Fort Thomas, KY / Highlands HS
69	Hoge, Tristen	OL	6-5	305	R-So.	Pocatello, ID / Notre Dame
32	Holker, Dallin	TE	6-5	230	Fr.	Lehi, UT / Lehi HS
71	Hoyt, Austin	OL	6-8	315	R-Sr.	ione, CA / Argonaut HS
25	Jacobson, Tanner	RB	5-10	185	Sr.	Southlake, TX / Texas Tech
39	Jensen, Drew	LB	6-2	205	Fr.	Salt Lake City, UT / Brighton HS
70	Jimenez, Jacob	OL	6-5	305	R-Jr.	Pflugerville, TX / Pflugerville HS
19	Jones, Danny	P	6-4	240	R-So.	Essendon, Australia / La Trobe University
24	Kafentzis, Austin	DB	6-1	195	R-Jr.	Sandy, UT / Arizona Western College
94	Kaluhioikalani, Kamalani	DL	6-0	290	Sr.	Kane'ohe, HI / Kamehameha HS
39	Kapisi, Jared	DB/K	6-0	190	R-So.	Pukalani, HI / Maui HS
4	Katoa, Lopini	RB	6-1	210	R-Fr.	American Fork, UT / American Fork HS
90	Kaufusi, Corbin	DL	6-9	275	R-Sr.	Provo, UT / Timpview HS
92	Kaufusi, Devin	DL	6-7	255	Fr.	Provo, UT / Timpview HS
53	Kaufusi, Isaiah	LB	6-2	210	R-So.	Cottonwood Heights, UT / Brighton HS
47	Kaufusi, Jackson	LB	6-2	220	Fr.	Cottonwood Heights, UT / Brighton HS
76	LaChance, Harris	OL	6-8	303	Fr.	Herriman, UT / Herriman HS
60	Langi, Motekiai	DL	6-7	385	R-Fr.	Matangiako, Tonga / Tonga HS
73	Lapuaho, Ului	OL	6-7	330	R-Sr.	West Valley, UT / Hunter HS
17	Laulu-Pututau, Moroni	TE	6-5	240	R-Jr.	Hyrum, UT / Mountain Crest HS
11	Lee, Austin	DB	6-0	200	R-Jr.	Sandy, UT / Utah/SLCC
58	Leiatatau, Uriah	DL	6-4	265	R-So.	Compton, CA / Dominguez HS
96	Leishman, Tanner	TE	6-6	230	R-Fr.	Las Vegas, NV / Desert Hills HS
43	Lolohea, AJ	LB	6-3	235	R-Fr.	Salt Lake City, UT / West HS
74	Longson, Kieffer	OL	6-7	305	R-So.	San Ramon, CA / Dougherty Valley HS
83	Lotulelei, Inoke	WR	5-9	190	Jr.	Midvale, UT / Cottonwood HS
62	Mahe, Atunaisa	DL	6-1	290	Fr.	West Jordan, UT / West Jordan HS
36	Mandell, D'Angelo	DB	6-1	175	R-Fr.	San Diego, CA / Del Norte HS
12	Mangum, Tanner	QB	6-3	205	Sr.	Eagle, ID / Eagle HS
20	McChesney, Austin	DB	6-1	180	R-So.	Highland, UT / Lone Peak HS
48	McFarland, Darius	RB	6-2	270	Fr.	Brigham City, UT / Box Elder HS
29	Mikkelsen, Andrew	K	6-0	200	Sr.	Canby, OR / Oregon State
82	Milne, Dax	WR	6-0	180	Fr.	South Jordan, UT / Bingham HS
12	Moore, Malik	DB	6-1	175	Fr.	San Diego, CA / Vista Loma HS
50	Mo'unga, Tevita	DL	6-3	340	R-Jr.	Murrieta, CA / Vista Murrieta HS
88	Nwigwe, JJ	DL	6-5	260	Sr.	Rockwall, TX / Rockwall-Heath HS
84	Pau'u, Neil	WR	6-4	213	So.	Anaheim, CA / Servite HS
38	Pau'u, Butch	LB	6-0	225	R-Sr.	Anaheim, CA / Servite HS
52	Pili, Trajan	DL	6-2	247	R-Jr.	Las Vegas, NV / Centennial HS
44	Powell, Riggs	LB	6-2	220	R-Sr.	Aptos, CA / Cabrillo College
28	Powell, Sawyer	DB	6-1	195	R-Sr.	West Richland, WA / Richland HS
43	Price, Mitchell	DB	6-0	190	So.	Pleasant Grove, UT / Pleasant Grove HS
41	Pulsipher, Adam	LB	6-1	220	R-Sr.	Temecula, CA / Temecula Valley HS
87	Pulsipher, Addison	TE	6-5	295	R-Jr.	Temecula, CA / Temecula Valley HS
13	Romney, Baylor	QB	6-2	190	Fr.	El Paso, TX / Franklin HS
80	Romney, Gunner	WR	6-3	185	Fr.	Chandler, AZ / Chandler HS
61	Saleapaga, Keanu	OL	6-6	295	R-Fr.	Lakewood, California / La Mirada HS
50	Sampson, Nate	DL	6-2	230	R-Sr.	Pleasant Grove, UT / Pleasant Grove HS
46	Sandlin, Rhett	LB	6-3	230	R-Sr.	Draper, UT / Alta HS
18	Shelton, Michael	DB	5-8	175	R-Sr.	Raleigh, NC / Wakefield HS
59	Shoaf, Thomas	OL	6-5	300	R-Jr.	Columbus, IN / Columbus HS
21	Shumway, Talon	WR	6-3	210	R-Jr.	South Jordan, UT / Lone Peak HS
13	Simon, Micah	WR	6-1	190	R-Jr.	Dallas, TX / Bishop Dunne HS
79	Smith, Jacob	OL	6-5	290	Fr.	Farmington, MN / Rosemount HS
20	Southam, Skyler	K	6-0	190	Fr.	Heber City, UT / Wasatch HS
16	Taktaki, Sione	LB	6-2	230	R-Sr.	Fontana, CA / Heritage HS
54	Taliauli, Merrill	DL	6-2	310	Sr.	Salt Lake City, UT / East HS
42	Tapusoa, Johnny	RB	5-10	225	Jr.	Laie, HI / Kahuku HS
96	Tei-Kirby, Wayne	DL	6-3	315	R-So.	Pocatello, Idaho / Oregon
78	Thorson, Michael	OL	6-5	290	Fr.	Ramona, CA / Ramona HS
57	Tofa, Alden	DL	6-4	271	R-Fr.	West Jordan, UT / West Jordan HS
95	Tonga, Khyiris	DL	6-4	340	So.	West Valley, Utah / Granger HS
33	Tooley, Max	LB	6-2	210	Fr.	Bountiful, UT / Bountiful HS
94	Tuoloma, Jeddy	DL	6-1	281	So.	Topeka, KS / Butler Community College
91	Tuiofi-Mariner, Earl	DL	6-4	280	R-Fr.	Topeka, KS / Washburn HS
85	Tuipulotu, Hank	TE	6-3	225	Fr.	Fort Mill, SC / Nation Ford HS
31	Vickers, Jaylon	DB	5-9	180	Fr.	Salt Lake City, UT / East HS
86	Ward, Benjamin	TE	6-5	235	Fr.	Dallastown, PA / Dallastown HS
1	Warner, Troy	DB	6-1	197	Jr.	San Marcos, CA / Mission Hills HS
37	Whetzel, Austin	WR	5-11	175	R-So.	Lehi, UT / Lehi HS
32	Wilcox, Chris	DB	6-2	195	Jr.	Fontana, CA / Eleanor Roosevelt HS
49	Wilgar, Payton	LB	6-3	220	Fr.	St. George, UT / Dixie HS
11	Wilson, Zach	QB	6-3	205	Fr.	Draper, UT / Corner Canyon HS

PRONUNCIATION GUIDE

Squally Canada	squall-ee
Akile Davis	ah-KEE-lay
Brayden/Bracken	
El-Bakri	el-BACK-ree
Keenan Ellis	Kee-nan Ellis
James Empey	Emp-ee
Lorenzo Fauatea	Lo-Ren-zo Fow-uh-tay-uh
Kavika Fonua	ka-VEE-kah fo-NOO-ah
Christian Folau	Fo-LAUW
Dayan Ghanwoloku	Die-an GAH-WOH-lo-koo
Trevion Greene	TRAY-vee-on
Chandon Herring	CHAN-don Hair-ing
Aleava Hifo	Uh-leh-vuh Hee-fo
Beau/Tristen Hoge	Hawj
Jacob Jimenez	Him-EN-ez
Austin Kafentzis	Kuh-FENT-zis
Jared Kapisi	Kah-pee-see
Lopini Katoa	Loh-pee-nee Kah-TOH-uh
Kaufusi	Kah-FOO-see
Motekiai Langi	Moh-teh-kee-ah-ee
	Long-ee
Ului Lapuaho	oo-LOO-ee
	lah-poo-ah-ho
Moroni	
Laulu-Pututau	more-OH-nigh la-oo-loo
	POO-too-tau
Uriah Leiatatau	Ur-eye-uh
	Lay-ah-Ta-OO-ah
AJ Lolohea	Lo-lo-Hay-uh
Inoke Lotulelei	in-oh-keh lo-too-leh-lay
David Lui	LOO-ee
Tanner Mangum	Maingum
Dax Milne	Milln
Tevita Mo'unga	Tah-vee-tuh Mo-OONG-gah
JJ Nwigwe	No-WIG-wee
Butch/Neil Pau'u	Pauw-oo
Trajan Pili	Tray-jun Pee-lee
Keanu Saleapaga	Kee-AH-noo
	Saw-lay-uh-pah-gah
Sione Taktaki	See-OH-nay
	TOCK-ee-TOCK-ee
Merill Taliauli	tall-ee-Ah-oo-lee
Johnny Tapusoa	Tap-oo-So-ah
Kesni Tausinga	kez-nee tau-Sing-ah
Wayne Tei-Kirby	Tay-Kirby
Alden Tofa	All-den TOH-fah
Khyiris Tonga	Kye-riss Tonga
	(like the country)
Jeddy Tuiloma	Too-ee-loh-mah
Earl Tuiofi-Mariner	Too-ee-oh-tee Mare-in-er

**Please visit with BYU's media relations staff for the most up-to-date and correct pronunciation

OFFENSE

QB	12	Tanner Mangum	6-3	205	Sr.
	11	Zach Wilson	6-3	205	Fr.
RB	22	Squally Canada	5-11	210	R-Sr.
	-or- 4	Lopini Katoa	6-1	210	R-Fr.
FB	35	Brayden El-Bakri	6-0	245	R-Sr.
	48	Darius McFarland	6-2	265	Fr.
WR	21	Talon Shumway	6-3	210	R-Jr.
	13	Micah Simon	6-1	190	R-Jr.
	1	Akile Davis	6-2	205	R-Jr.
WR	80	Gunner Romney	6-3	185	Fr.
	84	Neil Pau'u	6-4	213	So.
	82	Dax Milne	6-0	180	Fr.
SLOT	15	Aleva Hifo	5-10	187	Jr.
	3	Dylan Collie	5-10	180	R-Sr.
	83	Inoke Lotulelei	5-9	190	Jr.
TE	89	Matt Bushman	6-5	245	So.
	-or- 32	Dallin Holker	6-5	230	Fr.
LT	67	Brady Christensen	6-6	295	R-Fr.
	74	Kieffer Longson	6-7	305	R-So.
LG	59	Thomas Shoaf	6-5	300	R-Jr.
	-or- 61	Keanu Saleapaga	6-6	295	R-Fr.
C	66	James Empey	6-4	297	R-Fr.
	70	Jacob Jimenez	6-5	305	R-Jr.
RG	69	Tristen Hoge	6-5	305	R-So.
	77	Chandon Herring	6-7	302	R-So.
RT	71	Austin Hoyt	6-8	315	R-Sr.
	73	Ului Lapuahoa	6-7	330	R-Sr.
	-or- 76	Harris LaChance	6-8	303	Fr.

DEFENSE

E	52	Trajan Pili	6-2	247	R-Jr.
	58	Uriah Leiataua	6-4	265	R-So.
	57	Alden Tofa	6-4	271	R-Fr.
N	95	Khyiris Tonga	6-4	340	So.
	54	Merrill Taliauli	6-2	310	Sr.
	55	Lorenzo Fauatea	6-4	300	R-Fr.
T	93	Bracken El-Bakri	6-3	285	R-So.
	99	Zac Dawe	6-4	280	R-So.
	-or- 91	Earl Tuioti-Mariner	6-4	280	R-Fr.
OE	90	Corbin Kaufusi	6-9	275	R-Sr.
	92	Devin Kaufusi	6-7	260	Fr.
FLB	23	Zayne Anderson	6-2	215	Sr.
	44	Riggs Powell	6-2	220	R-Sr.
	2	Matt Hadley	6-1	215	R-Sr.
MLB	38	Butch Pau'u	6-0	225	R-Sr.
	-or- 41	Adam Pulsipher	6-1	220	R-Sr.
	46	Rhett Sandlin	6-3	230	R-Sr.
WLB	16	Sione Takitaki	6-2	230	R-Sr.
	53	Isaiah Kaufusi	6-2	210	R-So.
	47	Jackson Kaufusi	6-2	220	Fr.
NICKEL	18	Michael Shelton	5-8	175	R-Sr.
	-or- 30	Keenan Ellis	6-0	175	R-Fr.
LC	18	Michael Shelton	5-8	175	R-Sr.
	10	Isaiah Herron	6-1	175	Fr.
	-or- 12	Malik Moore	6-1	175	Fr.
FS	11	Austin Lee	6-0	200	R-Jr.
	-or- 1	Troy Warner	6-1	197	Jr.
	3	Isaiah Armstrong	6-2	195	R-Jr.
	24	Austin Kafentzis	6-1	195	R-Jr.
SS	5	Dayan Ghanwoloku	5-11	200	R-Jr.
	-or- 1	Troy Warner	6-1	197	Jr.
	28	Sawyer Powell	6-1	195	R-Sr.
	27	Gavin Fowler	6-0	191	R-Sr.
RC	32	Chris Wilcox	6-2	195	Jr.
	30	Keenan Ellis	6-0	175	R-Fr.
	36	D'Angelo Mandell	6-1	175	R-Fr.

SPECIALISTS

PK	20	Skyler Southam	6-0	195	Fr.	P	26	Rhett Almond	6-4	200	R-Sr.
	29	Andrew Mikkelsen	6-0	200	R-Sr.		19	Danny Jones	6-4	240	R-So.
KO	29	Andrew Mikkelsen	6-0	200	R-Sr.	KRET	15	Aleva Hifo	5-10	187	Jr.
	20	Skyler Southam	6-0	195	Fr.		2	Matt Hadley	6-0	210	R-Sr.
H	27	Gavin Fowler	6-0	191	R-Sr.	PRET	18	Michael Shelton	5-8	175	R-Sr.
	25	Tanner Jacobson	5-10	185	Sr.		3	Dylan Collie	5-10	180	R-Sr.
-or-	15	Aleva Hifo	5-10	187	Jr.						
LS	98	Mitch Harris	6-4	216	R-Jr.						
	64	Matt Foley	6-1	215	Sr.						

2018 OFFENSIVE STARTERS

GAME	QB	RB	RB/WR/TE	WR/TE	WR/TE	WR/TE	LT	LG	C	RG	RT
ARIZONA	MANGUM	CANADA	BUSHMAN	HIFO	N. PAU'U	SIMON	CHRISTENSEN	SHOAF	EMPEY	T. HOGE	HOYT
CAL	MANGUM	CANADA	ADD. PULSIPHER	NWIGWE	LAULU-PUTUTAU	HIFO	CHRISTENSEN	SHOAF	EMPEY	T. HOGE	HOYT
WISCONSIN	MANGUM	CANADA	HOLKER	LAULU-PUTUTAU	SHUMWAY	HIFO	CHRISTENSEN	SALEAPAGA	EMPEY	T. HOGE	HOYT
MCNEESE ST.	MANGUM	CANADA	LAULU-PUTUTAU	MILNE	ROMNEY	SIMON	CHRISTENSEN	SALEAPAGA	EMPEY	T. HOGE	HOYT
WASHINGTON	MANGUM	CANADA	LAULU-PUTUTAU	MILNE	SHUMWAY	HIFO	CHRISTENSEN	SALEAPAGA	EMPEY	T. HOGE	HOYT
UTAH STATE											
HAWAII											
N. ILLINOIS											
BOISE STATE											
UMASS											
NEW MEXICO ST.											
UTAH											

2018 BYU SUPERLATIVES

Overall record	3-2
Current streak	Lost 1
Home record	1-1
Current home streak	Won 1
Road record	2-1
Current road streak	Lost 1
Neutral record	0-0
Current neutral streak	Lost 1 (2017)
Day games	2-0
Current day streak	Won 3 (2017)
Night games	1-2
Current night streak	Lost 2
Friday games	0-0
Current Friday streak	Won 1 (2017)
BYU wins toss	2-1
BYU loses toss	1-1
BYU scores first	1-0
Opp. scores first	2-2
BYU leads after 1Q	1-0
BYU trails after 1Q	1-2
Tied after 1Q	1-0
BYU leads at half	1-0
BYU trails at half	1-2
Tied at the half	1-0
BYU leads after 3Q	3-0
BYU trails after 3Q	0-2
Tied after 3Q	0-0
OT Games	0-0
BYU has more yards	2-0
Opp. has more yards	1-2
Yards even	0-0
BYU has more turnovers	0-0
Opp. has more turnovers	2-1
Turnovers are equal	1-1
Record in September	3-2
Streak	Lost 1
Record in October	0-0
Streak	Won 1 (2017)
Record in November	0-0
Streak	Won 1 (2017)
Vs. top-25 teams	1-1
Streak	Lost 1
Vs. non-ranked teams	2-1
Streak	Won 1
On ESPN	1-0
On ESPN2	0-1
On ESPN3	0-0
On ESPN3	1-0
On ESPNWS	0-0
On ABC	1-0
On NBC	0-0
On FOX	0-1
On Fox Sports	0-0
On CBS Sports	0-0
On SEC Network	0-0
On BYUtv	1-0

2018 DEFENSIVE STARTERS

GAME	E	N	T	OE	FLB	MLB/NICKEL	BLB	LC	FS	SS	RC
ARIZONA	PILI	Bk. EL-BAKRI	TONGA	C. KAUFUSI	ANDERSON	B. PAU'U	TAKITAKI	SHELTON	LEE	GHANWOLOKU	WILCOX
CAL	PILI	Bk. EL-BAKRI	TONGA	C. KAUFUSI	ANDERSON	B. PAU'U	TAKITAKI	SHELTON	LEE	GHANWOLOKU	WILCOX
WISCONSIN	Bk. EL-BAKRI	TALIAULI	TONGA	C. KAUFUSI	ANDERSON	A. PULSIPHER	TAKITAKI	SHELTON	LEE	GHANWOLOKU	WILCOX
MCNEESE ST.	PILI	Bk. EL-BAKRI	TONGA	C. KAUFUSI	R. POWELL	A. PULSIPHER	TAKITAKI	SHELTON	LEE	WARNER	WILCOX
WASHINGTON	D. KAUFUSI	Bk. EL-BAKRI	TONGA	C. KAUFUSI	TALIAULI (T)	B. PAU'U	TAKITAKI	SHELTON	LEE	WARNER	WILCOX
UTAH STATE											
HAWAII											
N. ILLINOIS											
BOISE STATE											
UMASS											
NEW MEXICO ST.											
UTAH											

2018 BYU SCORING DRIVES

QTR	OPP.	SCORING PLAY	PLAYS-YOS-TOP
2	AZ	Squally Canada 1-yard run (Skyler Southam kick)	9-59-4:38
3	AZ	Matt Bushman 24-yard pass from Tanner Mangum (Skyler Southam kick)	10-75-6:35
3	AZ	Squally Canada 1-yard run (Skyler Southam kick)	9-58-2:35
3	AZ	Squally Canada 2-yard run (Skyler Southam kick)	5-36-2:14
2	CAL	Skyler Southam 36-yard field goal	13-67-6:15
3	CAL	Dayan Ghanwoloku 36-yard fumble recovery (Skyler Southam kick)	--
4	CAL	Brayden El-Bakri 1-yard pass from Tanner Mangum (Micah Simon pass from Mangum)	13-73-2:47
1	WISCONSIN	Squally Canada 3-yard run (Skyler Southam kick)	8-61-3:58
2	WISCONSIN	Moroni Laulu-Pututau 31-yard pass from Aleva Hifo (Skyler Southam kick)	10-89-4:43
3	WISCONSIN	Squally Canada 2-yard run (Skyler Southam kick)	6-27-2:11
4	WISCONSIN	Skyler Southam 45-yard field goal	5-47-2:45
2	MCNEESE	Lopini Katoa 4-yard run (Skyler Southam kick)	8-79-2:56
2	MCNEESE	Talon Shumway 7-yard pass from Tanner Mangum (Skyler Southam kick)	5-31-1:37
2	MCNEESE	Lopini Katoa 14-yard run (Skyler Southam kick)	4-35-1:28
2	MCNEESE	Skyler Southam 30-yard field goal	4-12-0:53
3	MCNEESE	Skyler Southam 22-yard field goal	12-70-6:07
3	MCNEESE	Skyler Southam 47-yard field goal	4-7-1:16
4	WASHINGTON	Lopini Katoa 1-yard run (Skyler Southam kick)	7-21-4:08

BYU OFFENSE BY THE NUMBERS

- 1.00** The Cougar offensive line has allowed one sack per game through the first five contests, ranking No. 15 in the nation. BYU gave up two sacks at Washington.
- 4** BYU has had just four turnovers through the first five games, ranking No. 17 nationally. The Cougars have been one of the top teams protecting the football. Last year, BYU had 13 in the first five games.
- 8X9** BYU is spreading the ball around to an average of eight rushers (7.6) and nine receivers (8.8) per game. The Cougars have had 10 different receivers catch two times this year in a single game (Arizona, Cal).

BYU OFFENSE IN THE NCAA (As of 9.30.18)

TEAM

Total Offense	295.0 (124)
Passing Offense	163.0 (115)
Passing Efficiency	117.6 (109)
Rushing Offense	132.0 (102)
Scoring Offense	21.4 (114)
Total First Downs	79 (113)
Third Down Conversions	38.2 (78)
Sacks Allowed/G	1.0 (15)
Tackles for loss allowed/G	6.0 (69)
Fumbles lost	2 (24)
Passing yards per completion	9.37 (124)
Red zone conversions	81.3 (87)
Time of Possession	30:34 (60)
Rushing touchdowns	Squally Canada, 5 (28)
Points scored/G	Squally Canada, 6.0 (152)
Rushing yards per game	Squally Canada, 67.0 (90)
Total rushing yards	Squally Canada, 335 (72)
Total touchdowns	Squally Canada, 5 (51)
Completions per game	Tanner Mangum, 17.00 (61)

#12 | TANNER MANGUM | QB | 6-3 | 205 | R-SR. | EAGLE, ID | EAGLE HS



- Started 26 of 31 career games
- Started eight games in 2017 prior to season-ending injury
- Six career 300-yard games
- No. 12 in BYU history with 5,930 career passing yards
- Named the 2015 Freshman of the Year by the Touchdown Club of Columbus

CAREER HIGHS (2017)

Passing Yards	365, UConn (2015)
Att	56, vs. Utah (2015)
Comp	35, UConn (2015)
Passing TD	4, @USU (2015)
Rush Att	11, twice (2015)
Rush YDS	42, SUU (2016)
Rushing TD	1, three times (*15 & *16)

2018 PASSING STATS

RUSHING STATS

GP	COMP	ATT	YDS	Y/A	PCT	LNG	INT	TD	EFFIC	ATT	YDS	Y/A	LNG	TD
5	85	137	772	5.64	0.62	39	2	3	113.68	12	-29	-2.42	3	0

#15 | ALEVA HIFO | WR | 5-10 | 187 | JR. | MENIFEE, CA | HERITAGE HS



- Posted three catches for 32 yards, had five rushes for 45 yards and threw a 31-yard touchdown pass against Wisconsin
- Also has 17 carries for 91 yards
- No. 2 in receptions and receiving yards on the team in 2017
- Posted a career-best nine receptions and 148 receiving yards against ECU
- Has played in 31 career games

CAREER HIGHS

Receptions	9, @ECU (2017)
Receiving Yards	148, @ECU (2017)
Receiving TD	1, twice (2017)
Long Reception	46, @ECU (2017)
All-Purpose Yards	148, twice

2018 RECEIVING STATS

GP	REC	YDS	Y/R	LNG	TD
5	15	151	10.07	30	0

OTHER OFFENSIVE PLAYERS TO WATCH

#1 Akile Davis, WR, R-Jr.

Has played in 18 games, mostly on special teams. Caught a 12-yard pass against McNeese.

#3 Dylan Collie, WR, R-Sr.

Caught three passes for 15 yards at Wisconsin. A graduate transfer from Hawai'i, posted 1,300 receiving yards in his career. Younger brother of Zac and Austin Collie.

#7 Beau Hoge, RB, R-Jr.

Saw first action of 2018 against Cal. The son of NFL running back Merrill Hoge, he is a natural runner with a big upside.

#13 Micah Simon, WR, So.

Team captain, had one reception for three yards against McNeese. Had 27 receptions for 386 yards and three touchdowns in 2017. Caught a pass in 12 of 13 games last season.

#21 Talon Shumway, WR, R-Jr.

Has 30 receptions for 334 yards over a 23 game career. Caught first career touchdown pass against McNeese. Had at least one reception in 11 games played last season.

#34, Riley Burt, RB, R-Jr.

Rushed for 20 yards against McNeese . Ran 23 times last season for 104 yards and one touchdown. Has played in 19 games in his career.


#35 Brayden El-Bakri, RB, Jr.

Played in 32 games, mostly as BYU's primary fullback and on special teams. Caught a 1-yard touchdown against Cal.

#84 Neil Pau'u, WR, Fr.

Caught a 12-yard pass against McNeese. Played in 11 games last season as a true freshman and had 14 receptions, 139 yards and two touchdowns.

#22 | SQUALLY CANADA | RB | 5-11 | 210 | R-SR. | MILPITAS, CA | WASHINGTON STATE



- Ran for 118 yards and two touchdowns at Wisconsin
- Posted a career-best three touchdowns at Arizona
- Led the 2017 team in rushing with 120 carries for 710 yards and six touchdowns
- Ran for career-high 213 yards against UNLV – the 10-most rushing yards in a single game by a BYU player

CAREER HIGHS

Rushing att	25, @UNLV (2017)
Rush yards	213, @UNLV (2017)
Rush TD	3, @Arizona (2018)
Long rush	54, @UNLV (2017)
Receptions	3, @Boise State (2016)
Receiving Yards	29, @Arizona (2018)
Receiving TD	-
Long Reception	15, @Arizona (2018)
All-Purpose Yards	213, @UNLV (2017)

2018 RUSHING STATS

RECEIVING STATS

GP	ATT	YARDS	Y/A	LONG	TD	REC	YARDS	Y/R	LONG	TD
4	61	322	5.28	46	5	3	36	12.00	15	0

#4 | LOPINI KATO A | RB | 6-1 | 210 | R-FR. | AMERICAN FORK, UT | AMERICAN FORK HS



- Ran for 27 yards and one touchdown and had 66 receiving yards at Washington
- Scored two touchdowns against McNeese
- Averaging 5.0 yards per carry

CAREER HIGHS

Rushing att	10, McNeese
Rush yards	64, McNeese
Rush TD	2, McNeese
Long rush	15, McNeese
Receptions	7, at Washington
Receiving Yards	66, at Washington
Receiving TD	-
Long Reception	27, at Washington
All-Purpose Yards	93, at Washington

2018 RUSHING STATS

RECEIVING STATS

GP	ATT	YARDS	Y/A	LONG	TD	REC	YARDS	Y/R	LONG	TD
5	31	156	5.03	15	3	12	85	7.08	27	0

#89 | MATT BUSHMAN | TE | 6-5 | 245 | SO. | TUCSON, AZ | SABINO HS



- Caught two passes for 47 yards at Washington, including a career-best 39-yarder
- Has a reception in 17 of 18 career games
- Had a 24-yard touchdown at Arizona in the season opener
- Named a Freshman All-American in 2017 with 49 receptions, 520 yards and three touchdowns

CAREER HIGHS

Receptions	9, at Fresno St. (2017)
Receiving Yards	97, at Fresno St. (2017)
Receiving TD	1, four times
Long Reception	39, at Washington (2018)
All-Purpose Yards	97, at Fresno St. (2018)

2018 RECEIVING STATS

RECEIVING STATS

GP	REC	YDS	Y/R	LNG	TD
5	6	109	18.17	39	1

CHART TOPPERS

Passing Yards (Career)

1. Ty Detmer	15,031
8. Steve Young	7,733
9. Marc Wilson	7,637
10. Steve Sarkisian	7,464
11. Taysom Hill	6,935
12. Tanner Mangum	5,930

Passing Completions (Career)

1. Ty Detmer	958
8. Steve Young	592
9. John Walsh	588
10. Marc Wilson	535
11. Steve Sarkisian	528
12. Tanner Mangum	521

Passing Attempts (Career)

1. Ty Detmer	1530
7. Robbie Bosco	997
8. John Walsh	976
9. Marc Wilson	937
10. Steve Young	908
11. Tanner Mangum	873

Passing Touchdowns (Career)

1. Ty Detmer	121
12. Virgil Carter	50
13. Gary Sheide	45
14. Taysom Hill	43
15. Tanner Mangum	37

Rushing Yards (Career)

1. Jamaal Williams	3,901
16. Peter Tuipulotu	1,528
17. Casey Tiumalu	1,504
18. Weldon Jackson	1,449
19. Hema Heimuli	1,426
20. Squally Canada	1,361

Rushing Attempts (Career)

1. Jamaal Williams	726
27. Jim McMahan	265
28. Ty Detmer	265
29. Marcus Whalen	264
30. Algernon Brown	259
31. Squally Canada	256

Receptions (Career)

1. Cody Hoffman	260
76. Jonathan Pittman	67
77. John Betham	66
77. Dustin Johnson	66
79. Three tied	64
82. Aleva Hifo	63

Receiving Yards (Career)

1. Cody Hoffman	3,612
97. Mark Atuaia	668
98. Rich Zayas	665
99. Vai Sikahema	658
100. George Harris	651
101. Aleva Hifo	646

THE BYU OFFENSE

- **GAME EXPERIENCE.** BYU returns experience at key positions. Quarterback Tanner Mangum has played in 31 games with 26 starts. Offensive linemen Thomas Shoaf and Austin Hoyt have combined for 46 starts and played in 72 games. Running back Squally Canada has 30 games under his belt while fullback Brayden El-Bakri has 32 games. Dylan Collie played in 39 games at Hawaii before coming back to BYU.
- **GETTING GRIMEY.** Offensive coordinator Jeff Grimes is not a stranger to BYU, having spent the 2004-06 seasons with the Cougars as the offensive line coach. In 2005 BYU ranked No. 13 in total offense with 462 yards per game and in 2006 ranked No. 4 at 465 yards per game.
- **COACHING EXPERIENCE.** The BYU offensive staff has more than 80 years of coaching experience. Jeff Grimes has the most with about 25 years. Tight ends coach Steve Clark has been coaching since 1994 and passing game coordinator Aaron Roderick is approaching 20 years in the profession. Roderick, Clark and wide receivers coach Fesi Sitake have all been offensive coordinators at the college level.

NOTEABLE OFFENSIVE PLAYERS 2018 SEASON/CAREER HIGHS IN A GAME

#1 AKILE DAVIS, WR	#15 ALEVA HIFO, WR	#80 GUNNER ROMNEY, WR
Rec. 1, McNeese/twice	Rec. 4, McNeese/9, at ECU '17	Rec. 2, twice/same
Rec. Yds 12, McNeese/same	Rec. Yds 38, McNeese/148, at ECU	Rec. Yds 29, Cal/same
Rec. TD -	Rec. TD '17	Rec. TD -
Long Rec. 12, McNeese/same	Long Rec. -/1, twice '17	Long Rec. 18, Cal/same
#3 DYLAN COLLIE, WR	#17 MORONI LAULU-PUTUTAU, TE	#82 DAX MILNE, WR
Rec. 3, at Wisconsin/same	Rec. 3, three times/6, UCLA '16	Rec. 2, twice/same
Rec. Yds 25, Cal/same	Rec. Yds 31, at Wisc/95, Fresno St. '15	Rec. Yds 29, Cal/same
Rec. TD -	Rec. TD 1, at Wisc/1, four times	Rec. TD -
Long Rec. 22, at Arizona/same	Long Rec. 31, at Wisc/54, Fresno St. '15	Long Rec. 18, Cal/same
#4, LOPINI KATOA, RB	#21 TALON SHUMWAY, WR	#83 INOKE LOTULELEI, WR
Rec. 7, at Washington/same	Rec. 1, twice/4, Wisconsin '17	Rec. -
Rec. Yds 66, at Washington/same	Rec. Yds 21, at Wisc/47, PSU '17	Rec. Yds -
Rec. TD -	Rec. TD 1, McNeese/same	Rec. TD -
Long Rec. 27, at Washington/same	Long Rec. 21, at Wisc/33, PSU '17	Long Rec. -
Rush Att. 10, McNeese/same		
Rush Yards 64, McNeese/same		
Rush TD 2, McNeese/same		
Long Rush 15, McNeese/same		
#7 BEAU HOGE, RB	#22 SQUALLY CANADA, RB	#84 NEIL PAU'U, WR
Rushes 3, Cal/12, Wagner '15	Rec. 3, at AZ/same, twice	Rec. 3, at AZ/4, at USU '17
Rush Yds 6, Cal/47, Wagner '15	Rec. Yds 39, at AZ/same	Rec. Yds 12, McNeese/29, at ECU '17
Rush TD -/2, Wagner '15	Rec. TD -	Rec. TD -/1, PSU '17
Long Rush 4, Cal/16, Wagner '15	Long Rec. 15, at AZ/same	Long Rec. 12, McNeese/28, PSU '17
#11 ZACH WILSON, QB	#32 DALLIN HOLKER, TE	#89 MATT BUSHMAN, TE
Comp. 1, McNeese/same	Rec. 3, McNeese/same	Rec. 2, Cal/9, at Fresno St. '17
Attempts 2, McNeese/same	Rec. Yds 23, McNeese/same	Rec. Yds 24, at AZ/97, at Fresno St. '17
Pass Yds 12, McNeese/same	Rec. TD -	Rec. TD 1, at AZ/1, four times
Pass TD -	Long Rec. 14, at AZ/same	Long Rec. 24, at AZ/37, at Hawaii '17
Long Pass 12, McNeese/same		
Rushes 2, McNeese/same		
Rush Yds 0, McNeese/same		
Rush TD -		
Long Rush 0, McNeese/same		
#12 TANNER MANGUM, QB	#34 RILEY BURT, RB	
Comp. 22, Cal/35, UConn '15	Rec. -/1, at Miss. St. '17	
Attempts 41, Cal/56, vs. Utah '15	Rec. Yds -/3, at Miss. St. '17	
Pass Yds 209, at AZ/365, UConn '15	Rec. TD -	
Pass TD 1, three times/4, @USU '15	Long Rec. -/3, at Miss. St. '17	
Long Pass 39, at Washington/84, Boise St. '15	Rush Att. 8, McNeese/13, at Hawaii '17	
Rushes 4, Cal/11, twice '15	Rush Yards 20, McNeese/75, at Hawaii '17	
Rush Yds 0, at AZ/42, SUU '16	Rush TD -/1 at Hawaii, '17	
Rush TD -/1, three times	Long Rush 13, at Wisc./41, Cincinnati '15	
Long Rush 3, twice/35, SUU '16		
#13 MICAH SIMON, WR	#35 BRAYDEN EL-BAKRI, RB	
Rec. 1, three times/4, twice '17	Rec. 2, at AZ/4, SUU '16	
Rec. Yds 20, at AZ/67, SJSU '17	Rec. Yds 19, at AZ/69, SUU '16	
Rec. TD -/2, SJSU '17	Rec. TD 1, Cal/1, twice	
Long Rec. 20, at AZ/50, Wisconsin '17	Long Rec. 13, at AZ/27, SUU '16	
	Rush Att. -/5, twice	
	Rush Yards -/23, at Fresno State '17	
	Rush TD -/1, twice	
	Long Rush -/15, San Jose State '17	

BYU DEFENSE BY THE NUMBERS

4x6 BYU forced four turnovers during the 30-3 win against McNeese. Six players had a hand in the turnovers, including Tanner Jacobson and Rhett Sandlin both with their first career interceptions which were returned for 19-yards and 20-yards, respectively. Michael Shelton recorded his first forced fumble which was picked up by Sawyer Powell for his first career fumble recovery. Austin Kafentz forced his first fumble that Alden Tofa recovered, also for his first career fumble recovery.

9 The Cougar defense has forced nine turnovers in the first five games, nabbing four interceptions and picking up five fumbles. They are currently ranked No. 23 nationally with their eight takeaways as well as No. 15 in turnover margin.

38 BYU senior captain Corbin Kaufusi recorded his fourth sack of the 2018 season against No. 11 Washington to total 38 yards through the season. He tallied a sack against both of the top 15 ranked teams that BYU has played so far including a sack for four yards against No. 6 Wisconsin as well as one against No. 11 Washington for 13 yards.

BYU DEFENSE IN THE NCAA (As of 9.30.18)

TEAM

Total Defense	355.4 (49)
Pass Defense	203.4 (49)
Pass Efficiency Defense	127.94 (63)
Rushing Defense	152.0 (58)
Scoring Defense	20.6 (35)
Sacks	3.0 (127)
First Downs Allowed/G	20.0(68)
3rd Down Conversions Allowed	0.415 (93)
4th Down Conversions Allowed	0.667 (94)
Blue Zone Conversions Allowed.	0.7778 (50)
Tackles for Loss	3.0 (127)
Turnovers Gained	9 (23)
Passes Intercepted.	4 (43)

INDIVIDUAL

Fumbles Recovered	Dayan Ghanwoloku, 2 (3)
Sacks	Corbin Kaufusi, .80 (34)

OTHER DEFENSIVE PLAYERS TO WATCH

#1 Troy Warner, DB, JR.

Started and tallied a season high of five total tackles against No. 11 Washington including 2 solo stops and 3 assisted tackles. Returned a blocked kick for 22-yards against McNeese. Recorded his first career tackle for loss against Wisconsin in 2017 and recovered a fumble against Utah and Boise State. Posted a team-best seven pass breakups in 2017.

#11, Austin Lee, DB, R-Jr.

Posted a career high and tied for a team high of seven tackles against No. 11 Washington as well as five solo stops and his first forced fumble. Recorded his first career TFL for eight yards against McNeese. Recorded a career high of five total tackles against Cal.

#18 Michael Shelton, DB, R-Sr.

Had a team high and a career high of six solo tackles against McNeese as well as a forced fumble. Had an interception against San Jose State in 2017. Posted 373 all-purpose yards on both punt and kick returns in 2017.

#32 Chris Wilcox, DB, JR.

Recorded a career high of two tackles for loss against McNeese for two yards. Had a career high nine tackles against No. 6 Wisconsin including a career high six solo stops.

#41 Adam Pulsipher, LB, R-Sr.

Had his first career pass breakup against McNeese. Tied his career record of eight total tackles against Wisconsin and a season high of three solo stops. Recovered a fumble at ECU and forced a fumble against Boise State in 2017. Recorded 54 total tackles, including 29 solo stops and one tackle for loss during the 2017 season.

#52 Trajan Pili, DL, R-Jr.

Started at Arizona and had four total tackles. Played in 13 games, starting one during the 2017 season. Totaled 17 tackles, including eight solo stops. Had 3.0 tackles for loss for eight yards and one sack for three yards

#54 Merrill Taliauli, DL, Sr.

Recorded season high and tied his career high tackles of three against No. 6 Wisconsin. Returned one fumble for eight yards at Hawai'i in 2017.

#93 Bracken El-Bakri, DL, R-So.

Recorded three total tackles against Cal including one solo stop. Started at Arizona and had one tackle. Younger brother of fullback Brayden El-Bakri. Played in seven games last season.

#95 Khyiris Tonga, DL, So.

Tallied his first TFL against No. 11 Washington for four yards while also posting five total tackles. Started the first five games in the 2018 season posting a total of 12 tackles including 8 solo stops. .

#23| ZAYNE ANDERSON | LB | 6-2 | 215 | SR. | STANSBURY PARK, UT | STANSBURY PARK HS



- 2018 team captain
- Recorded a career high 12 tackles against Cal
- Recorded first TFL against Cal for two yards
- Posted first season interception against No. 6 Wisconsin returning it for 12 yards
- Totaled 61 tackles, including 41 solo stops in 2017

CAREER HIGHS

Tackles	12, Cal (*18)
Solo	9, Cal (*18)
Assisted	6, twice
TFL	1, Cal (*18)
Interceptions	1, three times
PBU	1, three times

2018 DEFENSIVE STATS

GP	SOLO	AST	TOT	TFL/Y	SACKS	YDS	INT	YDS	TD	FF	FR	FRYD	QBH	PBU
3	17	11	28	1/2	0.0	0	1	12	0	0	0	0	0	1

#38 | BUTCH PAU'U | LB | 6-0 | 225 | R-SR. | ANAHEIM, CA | SERVITE HS



- Two-time team captain (2017-2018)
- Forced a fumble against Cal which was returned for a touchdown
- Tied for the most tackles against Arizona and Washington with seven
- Recorded a TFL against No. 11 Washington
- Younger brother Neil is a wide receiver on the team

CAREER HIGHS

Tackles	19, UCLA (*16)
Solo	11, UCLA (*16)
Assisted	10, at Miss. State (*17)
Sacks	1.5, at Boise State (*16)
Interceptions	1, West Virginia (*16)
FF	1, twice
PBU	1, twice (*17)

2018 DEFENSIVE STATS

GP	SOLO	AST	TOT	TFL/Y	SACKS	YDS	INT	YDS	TD	FF	FR	FRYDS	QBH	PBU
4	14	5	19	0.5/0	0	0	0	0	0	1	0	0	0	0

#90 | CORBIN KAUFUSI | DL | 6-9 | 275 | R-SR. | PROVO, UT | TAMPVIEW HS



- Team captain in 2018
- Had a team-best seven total tackles at Arizona, with two tackles for loss and one sack
- Recorded four sacks in the 2018 season for 38 yards
- Started playing football at BYU after two seasons with men's basketball
- Younger brother of New York Jets defensive end Bronson Kaufusi
- Older brother of defensive lineman Devin Kaufusi

CAREER HIGHS

Tackles	9, at Miss. St. (*17)
Solo	7, at Arizona (*18)
Assisted	9, at Miss. State (*17)
TFL	2, twice
Sacks	1.5, at Boise State (*16)
FF	1, twice (*17)
Blocked kicks	1, four times

2018 DEFENSIVE STATS

GP	SOLO	AST	TOT	TFL/Y	SACKS	YDS	INT	YDS	TD	FF	FR	QBH	PBU	BLKD
5	17	7	24	5/42	4	38	0	0	0	0	0	0	1	1

#16 | SIONE TAKITAKI | LB | 6-2 | 230 | R-SR. | FONTANA, CA | HERITAGE HS



- Team captain in 2018
- Had a career high tackles against No. 6 Wisconsin including a career high of eight solo stops
- Recorded two TFL against Cal and one against No. 6 Wisconsin
- Had two pass breakups and four tackles at Arizona
- Led team in tackles for loss with 12.5 in 2017

CAREER HIGHS

Tackles	12, at Wisconsin (*18)
Solo	8, twice
Assisted	7, twice (*17)
TFL	3, PSU (*17)
Sacks	2, three times
QBH	2, at Michigan (*15)
PBU	2, at Arizona (*18)

2018 DEFENSIVE STATS

GP	SOLO	AST	TOT	TFL/Y	SACKS	YDS	INT	YDS	TD	FF	FR	FRYDS	QBH	PBU
5	24	7	31	3/3	1	4	0	0	0	0	0	0	1	3

#5 | DAYAN GHANWOLOKU | DB | 5-11 | 200 | R-JR. | LAYTON, UT | NORTHRIDGE PEAK HS



- Recovered two fumbles for 36 yards returning one for a touchdown against Cal
- Posted seven total tackles including 5 solo stops against Cal
- Had two interceptions at Mississippi State in 2017 for 105 yards, ranking No. 5 in career reception yards at BYU with 218
- Had three picks in the 2017 season, including a 50-yard interception return for a TD at Boise State in 2016

CAREER HIGHS

Tackles	9, Toledo (*16)
Solo	8, Toledo (*16)
Assisted	6, at USU (*17)
TFL	1, twice
INT	2, at Miss. State (*16)
FR	2, Cal (*18)
PBU	3, at East Carolina (*17)

2018 DEFENSIVE STATS

GP	SOLO	AST	TOT	TFL/Y	SACKS	YDS	INT	YDS	FF	FR	FRYD	QBH	PBU	BLKD
3	9	3	12	0/0	0	0	0	0	0	2	36	0	0	0

DEFENSIVE RECORDS SINCE 2000

(Only defensive statistics since 2000 are officially recognized by the NCAA)

Individual Career Sacks

1. **30 Jan Jorgensen (2006-09)**
2. 27 Bronson Kaufusi (2012-15)
3. 26 Kyle Van Noy (2010-13)
4. 19 Brady Poppinga (2001-04)
5. 12.5 Corbin Kaufusi (2016-present)

Individual Career Forced Fumbles

1. **11 Kyle Van Noy (2010-13)**
 2. 6 Andrew Rich (2008-10)
 - 6 Aaron Francisco (2001-04)
 3. 5 Bronson Kaufusi (2012-2015)
 4. 4 Three players tied with 4
- Active player: 3 Zayne Anderson

Individual Career Fumble Recoveries

1. **6 Jan Jorensen (2006-09)**
- 6 Shawn Doman (2006-09)**
3. 5 Spencer Hadley (2008, 11-13)
- 5 Fred Warner (2014-2017)
4. 4 Matt Bauman (2004, 07-09)
- 4 Brett Denney (2006-09)

Individual Career Interceptions

1. **13 Kai Nacua (2013-16)**
 - 10 Andrew Rich (2008-10)
 - 9 Jernaro Gilford (1999, 2001-03)
- Active player: 5 Dayan Ghanwoloku

Individual Career Pass Breakups

1. **23 Robertson Daniel (2013-14)**
 - 23 Daniel Sorensen (2008, 11-13)**
 - 21 Brian Logan (2009-10)
 - 20 Preston Hadley (2011-12)
 - 17 Michael Davis (2013-16)
- Active player: 11 Troy Warner

Individual Career Total Tackles

1. **330 Aaron Francisco (2001-04)**
 - 294 Cameron Jensen (2004-06)
 - 275 David Nixon (2003, 06-08)
 - 267 Paul Walkenhorst (2000-05)
 - 264 Fred Warner (2014-2017)
- Active player: 184 Butch Pau'u

THE BYU DEFENSE

- **MOVING UP THE CHARTS.** BYU senior Corbin Kaufusi recorded his fourth sack of the 2018 season against No. 11 Washington. He now ranks No. 5 at BYU in individual career sacks (since 2000) with a total of 12.5 through his three seasons at BYU. Kaufusi recorded six sacks during the 2017 season and 2.5 in the 2016 season. The defensive lineman's older brother Bronson holds the No. 2 spot for BYU with 26 career sacks. Current senior linebacker Sione Takitaki is on the tails of Kaufusi with 11.5 career sacks.
- **FEEL THE POWER OF THE DARK SIDE.** BYU had a few players from the offense join the defense for the 2018 season. Wildcat quarterback and running back Austin Kafentzis moved to safety during the off-season. Austin Chambers swapped to defensive line from the offensive line while Nate Sampson left the tight end group to join the linebackers. Bracken El-Bakri moved to defensive line after spending time as a fullback last season.
- **GETTING THE BEST 11.** A few players on the defense moved positions to help put the best 11 on the field. Sione Takitaki moved back from defensive line to linebacker, his more natural position. Zayne Anderson moved up to flash linebacker from safety to fill the void left by NFL linebacker Fred Warner. Dayan Ghanwoloku and Troy Warner both moved to safety from corner to allow the young up-and-coming corners to get some more experience and provide leadership in the middle.

DEFENSIVE PLAYERS' SEASON HIGHS/CAREER HIGHS IN A GAME

#1 TROY WARNER DB	#23 ZAYNE ANDERSON LB	#52 TRAJAN PILI DL
Tackles 5, at Washington/9, LSU '17	Tackles 12, Cal/same	Tackles 4, at Arizona/same
Solo 2, three times/5, twice	Solo 9, Cal/same	Solo 3, at Arizona/twice
Assisted 3, at Washington /5, LSU '17	Assisted 6, at Wisconsin/6, twice	Assisted 1, at Arizona/3, at USU '17
FR -/1, twice	TFL 1, Cal/same	Sacks -/1.5, at BSU '16
PBU -/3, at Cincy '16	INT 1, at Wisconsin/1, three times	QBH 1, at Wisconsin/1, three times
	FF -/1, three times ('17)	PBU 1, Cal/same
	FR -/1, twice	
	PBU -/1, twice	
#2 MATT HADLEY LB	#28 SAWYER POWELL DB	#53 ISAIAH KAUFUSI LB
Tackles 3, at Washington/7, ECU '15	Tackles 4, at Washington/same	Tackles 4, at Wisc./6, at Miss. St. '17
Solo 3, at Washington/4, four times	Solo 3, at Washington/same	Solo 3, at Wisconsin/same
Assisted -/4, West Virginia '16	Assisted 1, twice/same	Assisted 2, at Wash./4, at Miss. St. '17
TFL -/1, three times	FF -/1, at Utah '16	INT 1, Cal/same
PBU -/1, twice '15	FR 1, McNeese/same	
#3 ISAIAH ARMSTRONG DB	#30 KEENAN ELLIS DB	#54 MERRILL TALIAULI DL
Tackles 1, Cal/1, twice	Tackles 3, Cal /same	Tackles 2, at Wisconsin/4, twice '17
Solo 1, Cal/1, twice	Solo 3, Cal /same	Solo 1, twice/3, Wisc. '17
INT -/1, UMass '16	Assisted 1, three times/3, at Miss. St. '17	Assisted 1, three times/3, at Miss. St. '17
	FR -/1, at Hawaii '17	FR -/1, twice '17
	PBU -/1, twice '17	
#5 DAYAN GHANWOLOKU DB	#32 CHRIS WILCOX DB	#55 LORENZO FAUATEA DL
Tackles 5, Cal/9, Toledo '16	Tackles 9, at Wisconsin/same	Tackles 3, at Wisconsin, /3, twice
Solo 5, Cal/8, Toledo '16	Solo 6, at Wisconsin/same	Solo 1, three times/same
Assisted 2, Cal/6, at Utah State '17	Assisted 3, at Wisc./4, at Fres. St. '17	Assisted 2, at Wisconsin/3, at USU '17
TFL -/1, twice	TFL 2, McNeese/same	TFL -/0.5, at USU '17
INT -/2, at Mississippi St. '17	PBU 1, Cal/2, at UNLV '17	QBH -/1, at Utah State '17
FF 2, Cal/same		PBU 1, Cal/same
PBU -/3, at ECU '17		
#11 AUSTIN LEE DB	#38 BUTCH PAU'U LB	#58 URIAH LEIATAUA DL
Tackles 7, at Washington/same	Tackles 7, twice/19, UCLA '16	Tackles 2, at Arizona/twice
Solo 5, at Washington/same	Solo 7, at Arizona/11, UCLA '16	Solo 1, at Arizona/2, SJSU '17
Assisted 3, Cal /same	Assisted 4, Wash./10, at Miss. St. '17	Assisted 1, at Arizona/1, three times
TFL 1, McNeese/same	TFL 0.5, Washington/2.5, twice	
FF 1, at Washington/same	PBU -/1, twice	
FR -/1, SJSU '17	QBH -/1 twice	
	FF 1, Cal/1 twice	
#16 SIONE TAKITAKI LB	#41 ADAM PULSIPHER LB	#90 CORBIN KAUFUSI DL
Tackles 12, at Wisconsin/same	Tackles 8, at Wisconsin/8, twice	Tackles 7, twice/9, Miss. St. '17
Solo 8, at Wisconsin/8, twice	Solo 3, at Wisconsin/6, Toledo '16	Solo 7, at Arizona/same
Assisted 5, at Wisconsin/7, twice ('17)	Assisted 5, at Wisconsin/6, at ECU '17	Assisted 4, at Wisconsin/9, MSU '17
TFL 2, Cal/3, PSU ('17)	TFL -/1, twice	TFL 2, at Arizona/twice
Sacks -/1.5, three times	FF -/1, BSU '17	Sacks 1, four times/1.5, BSU '16
QBH 1, Cal/2, twice	FR -/1, at ECU '17	FF -/1, twice
PBU 2, at Arizona/same	PBU 1, McNeese/same	QBH -/1, three times
		PBU 1, at Wisconsin/1, three times
		BLKD 1, McNeese/1, four times
#18 MICHAEL SHELTON DB	#44 RIGGS POWELL LB	#93 BRACKEN EL-BAKRI DL
Tackles 6, McNeese/same	Tackles 5, at Wisconsin/same	Tackles 4, Cal/same
Solo 6, McNeese/same	Solo 3, at Wisconsin/same	Solo 2, Cal/same
Assisted 2, at Arizona/2, twice	Assisted 2, at Wisconsin/same	Assisted 2, Cal/same
TFL -/1, three times		
INT -/1, twice		
FF 1, McNeese/same		
FR -/1, USU		
PBU 1, at Arizona/1, five times		
	#46 RHETT SANDLIN LB	#95 KHYIRIS TONGA DL
	Tackles 2, McNeese/3, LSU '17	Tackles 4, at Wash./5, at USU '17
	Solo 2, McNeese/2, twice	Solo 2, three times/3, at USU '17
	Assisted -/1, three times	Assisted 2, twice/2, four times
	INT 1, McNeese/same	TFL 1.5, at Washington/same
		Sacks -/1.5, twice '17
		FF -/1, SJSU '17

BYU SPECIAL TEAMS BY THE NUMBERS

12 Freshman Skyler Southam is currently 12-for-12 on PAT's. He has made a PAT in every game as a Cougar, with season of three PAT's against McNeese. Also, the primary field goal kicker, the freshman is 5-for-7 with 71.4% field goal percentage.

40.38 BYU is ranked No. 29 nationally in net punting at 40.38 yards. Rhett Almond has put the Cougar defense in good positions in his first season as the full-time punter. His 43.1 yards per punt is good for No. 32 nationally.

47 Southam topped his career high 45-yarder that proved to be the game-winner in the game against No. 6 Wisconsin with a 47 yard kick against McNeese. It was BYU's longest field goal since 2010 when Mitch Payne hit a 48-yarder against UNLV. Southam made two other field goals against McNeese.

BYU SPECIAL TEAMS IN THE NCAA (As of 9/30/18)

TEAM

Yards/Punt Return	14.0 (64)
Yards/Kick Return	6.6 (128)
Net Punting	40.38 (29)
Kickoffs	60.55 (88)
Opponent Kick Returns	19.62 (50)
Opponent Punt Returns	4.38 (28)
Field Goal Percentage	0.714 (57)
Field Goals Made	5 (46)

INDIVIDUAL

Punting	Rhett Almond, 43.1 (32)
Punt Returns	Michael Shelton, 8.8 (34)

#26 | RHETT ALMOND | P | 6-4 | 200 | SR. | VALENCIA, CA | HART HS



- Recorded his longest punt of 52 yards against Cal
- Made 17 of 21 field goals in 2016- No. 4 at BYU in single-season FG percentage with 80.95 percent
- Kicked a game-winning 19-yard field goal against Toledo in 55-53 win last year

CAREER HIGHS

Most Punts	6, Cal
Most Punt Yards	266, Cal
Longest Punt	52, Cal

2018 PUNTING STATS

GP	PUNT	YDS	AVG	LNG	IN20	50+	FC	TB	BLK
5	21	905	43.10	52	5	4	7	1	0

OTHER SPECIAL TEAMERS

#2 Matt Hadley, KR/LB, Sr.

Posted seven kick returns for 195 yards, leading the team with a 27.9 kick return average in 2016. Recorded a career-high return of 41 yards against West Virginia.

#3 Dylan Collie, PR/WR, Sr.

At Hawaii in 2017, returned four punts for 19 yards. Posted a long of 11 yards with an average of 4.8 per return.

#15 Aleva Hifo, WR/KR, So.

Returned one kick against No. 11 Washington and Cal for 16 and 17 yards, respectively. Had 21 kick returns for 440 yards for a 21.0 yard average in 2016.

#19, Danny Jones P, So.

Had one punt for 38 yards against No. 11 Washington. Recorded his first two career punt against McNeese for 81 yards. Played Australian rules football for the Birchip-Watchem Bulls and Bendigo Pioneers before coming to BYU.

#98 Mitch Harris, LS, Sr.

Tallied his first career fumble recovery against No. 11 Washington to put the Cougars in scoring position. BYU's primary long snapper in 2018.

#18 | MICHAEL SHELTON | PR/KR | 5-8 | 175 | SR. | RALEIGH, NC | WAKE FIELD HS



- Recorded two punt returns for 29 yards against McNeese
- Had a 31-yard kick return vs. UNLV in 2017
- Posted six punt returns for 86 yards against UMass in 2017
- Had 373 all-purpose yards on both punt and kick returns in 2017

CAREER HIGHS

Kick Returns	5, at Fresno St. (2017)
Kick Return Yards	99, at Fresno St. (2017)
Long Kick Return	31, at UNLV (2017)
Punt Returns	6, UMass (2017)
Punt Return Yards	86, UMass (2017)
Long Punt Return	40, Wagner (2015)

2018 RETURN STATS

GP	PR	YDS	AVG	LNG	TD
4	6	41	6.8	37	0

#20 | SKYLER SOUTHAM | K | 6-0 | 195 | FR. | HEBER CITY, UT | WASATCH HS



- Recorded a career long 47-yard field goal against McNeese
- Made a 45-yard game winning field goal against No. 6 Wisconsin
- Made first career field goal against Cal for 36-yards
- Went 4 for 4 on PATs in his collegiate debut at Arizona

CAREER HIGHS

Most PATs	4, Arizona
Most PAT Att	4, at Arizona
Most Points	12, McNeese
Most FGM	3, McNeese
Long FGM	47, McNeese

2018 FIELD GOAL STATS

GP	0-19	20-29	30-39	40-49	50+	FGM	FGA	PCT	LNG	XPM	XPA	PCT	PTS
4	0-0	1-1	2-2	2-3	0-1	5	7	51.43	47	12	12	100	27

2018 PAT STATS

#29 | ANDREW MIKKELSEN | K | 6-0 | 200 | SR. | CANBY, OR | OREGON STATE



- Kicked-off six times against McNeese for 369 yards
- Averages 62.5 yards per kick off
- Kicked a career-high 503 yards on eight kicks against San Jose State in 2017

CAREER HIGHS

Kick Offs	8, SJSU (2017)
Kick Off Yards	503, SJSU (2017)

2018 KICKOFF STATS

GP	KO	YDS	AVG	TB	OB
5	21	1,321	62.90	8	0

KALANI SITAKE

HEAD COACH

YEARS AT BYU

3rd year at BYU

YEARS OVERALL

3rd year as head coach, over 15 years in coaching

Kalani Sitake (pronounced kah-lah-nee see-tah-kay) was named head coach overseeing the BYU football program on December 19, 2015, by director of athletics Tom Holmoe.

Sitake is the 14th head coach in BYU history. He came to BYU from Oregon State, where he served as assistant head coach and defensive coordinator.

A former Cougar running back (1994, 1997-2000), Sitake returned to his alma mater with 15 years of coaching experience, including seven years a defensive coordinator and four seasons as an assistant head coach. He enters his 18th season overall in 2018.

Prior to serving as assistant head coach and defensive coordinator at Oregon State in 2015, Sitake spent 10 seasons at the University of Utah. He started at Utah in 2005 as the linebackers coach and was promoted to defensive coordinator in 2009 before also being named assistant head coach in 2012.

Sitake coached several Pac-12 and Mountain West Conference honorees, including Morris Trophy winners Star Lotulelei (2011) and Nate Orchard (2014). He also helped 14 players who became NFL Draft picks during his time at Utah, coaching 12 all-league players and three freshmen All-Americans. He helped the Utes win seven of eight bowl games during his tenure.

During his career, Sitake has helped mentor 16 NFL Draft picks, including BYU linebacker Fred Warner, drafted in the third round in 2018 by the San Francisco 49ers, and running back Jamaal Williams, who was selected in the fourth round by the Green Bay Packers in the 2017 NFL Draft. Williams finished his BYU career as the school's all-time leading rusher after averaging the nation's fifth-best per-game totals at 137.5 yards per outing for Sitake's Cougars in 2016.

Sitake began his coaching career in 2001 as the defensive backs and special teams coach at Eastern Arizona before becoming a defensive graduate assistant at BYU in 2002. Sitake then joined the staff at Southern Utah where he coached running backs, tight ends and offensive line during the 2003 and 2004 seasons.

Born in Nuku'alofa, Tonga, and raised in Laie, Hawai'i and Provo, Utah, Sitake becomes the first FBS head football coach of Tongan descent. He is just the fourth BYU head coach to guide the program since 1972, when Hall of Fame coach LaVell Edwards took over the program. He is the first former player under Edwards to be named head coach at BYU.

Sitake began his BYU playing career in 1994 prior to serving a two-year mission for The Church of Jesus Christ of Latter-day Saints to Oakland, California. After returning and redshirting in 1997, Sitake was a three-year starter at fullback for the Cougars from 1998-2000 under Edwards.

He was named BYU's Football Scholar Athlete of the Year in 1998, Impact Player of the Year in 1999, along with team captain and the most valuable running back in 2000. He signed a free agent contract with the Cincinnati Bengals in 2001, but was forced to retire due to an injury.

Sitake graduated from BYU in 2000 with a bachelor's degree in English. He and his wife Timberly have three children, Skye, Sadie and Kelaokalani (KK).

Notables

- 13 All-Conference players at Oregon State and Utah
- 16 NFL Draft picks
- 5 Freshmen All-Americans
- Coached in 9 bowl games

NFL Draft Picks coached by Sitake

- Star Lotulelei (1st Rd, Carolina)
- Koa Misi (2nd Rd, Miami)
- Eric Rowe (2nd Rd, Philadelphia)
- Nate Orchard (2nd Rd, Cleveland)
- Jeremiah Poutasi (3rd Rd, Tennessee)
- Fred Warner (3rd Rd, 49ers)
- Jamaal Williams (4th Rd, Green Bay)
- Keith McGill (4th Rd, Oakland)
- Robert Johnson (5th Rd, Tennessee)
- Stevenson Sylvester (5th Rd, Pittsburgh)
- Brandon Burton (5th Rd, Minnesota)



SITAKE COACHING EXPERIENCE

2016-	BYU	Head Coach
2015	Oregon State	Assistant HC/DC
2012-14	Utah	Assistant HC/DC/ Linebackers
2009-12	Utah	Def. Coordinator/LB
2005-08	Utah	Linebackers
2004	Southern Utah	Offensive Line/TE
2003	Southern Utah	Running Backs/TE
2002	BYU	GA-Defense
2001	Eastern Arizona	Defensive Backs/Sp. Teams

- Spencer Toone (5th Rd, Tennessee)
- Kaelin Clay (6th Rd, Tampa Bay)
- R.J. Stanford (7th Rd, Carolina)
- Joe Kruger (7th Rd, Philadelphia)
- Trevor Reilly (7th Rd, New York Jets)

Playing Career

- 1994, 97-2000 BYU fullback
- Team captain 2000
- Signed with Cincinnati Bengals in 2001

Education/Family

- Bachelor of Arts - English (2000)
- Married to Timberly Friddle
- 3 children: Skye, Sadie, Kelaokalani
- Birthplace: Nuku'alofa, Tonga
- Hometown: Laie, Hawai'i/Provo, Utah
- LDS Mission: Oakland, California

BYU COACHING STAFF

Asst. HC/Sp. Tms. Coord./LB Ed Lamb (Field)

BYU, Assistant Head Coach (2016-present)
Southern Utah, Head Coach (2008-15)
USD, Defensive Backs, Special teams & Recruiting coord. (2005-07)
University of Idaho, Defensive coordinator (2002-03)
BYU, Defensive graduate assistant—Linebackers (2001)
University of Redlands, defensive coord. (1998-00), defensive line (1997)

Offensive Coord. Jeff Grimes (Field)

BYU, Offensive Coordinator (2018-present)
LSU, Run game coordinator, offensive line (2014-17)
Virginia Tech, Run game coordinator, offensive line (2013)
Auburn, Offensive line (2009-12)
Colorado, Asst. head coach, run game coord., offensive line (2007-08)
BYU, Offensive line (2004-06)
Arizona State, Run game coordinator, offensive line (2001-03)
Bosnie State, Offensive line (2000)
Hardin-Simmons, Offensive line (1998-99)
Texas A&M, Graduate assistant (1996-97)
Rice, Graduate assistant (1995)
Riverside HS, Coach (1993-94)

Defensive Coord./DL Ilaia Tuiaki (Field)

BYU, Defensive Coordinator (2016-present)
Oregon State, Linebackers & Special Teams (2015)
Utah, defensive line (2013-14), fullbacks, tight ends (2012)
Utah State, Running Backs (2011), Running Backs & Special Teams (2009-10)
Utah, Defensive Graduate Assistant (2008)
Kearns HS, Offensive Coord. (2007), Receivers & Outside Linebackers (2006)

Pass Game Coord./QB Aaron Roderick (Booth)

BYU, Passing game coord., quarterbacks (2018-present)
Utah (2005-13)
Co-offensive coordinator, quarterbacks (2015-16)
Passing game coordinator, quarterbacks (2014)
Passing game coordinator, wide receivers (2012-13)
Co-offensive coordinator, wide receivers (2010)
Wide receivers (2005-13)
Southern Utah, offensive coord., quarterbacks, recruiting coord. (2003-04)
Snow College, Running backs (2002)
BYU, Graduate assistant – linebackers (1999)
Receivers (2000-01)

Offensive Line Ryan Pugh (Field)

BYU, Offensive line (2018-present)
UT-San Antonio, Offensive line (2016-17)
LSU, Graduate assistant – offensive line (2015)
Cincinnati, Graduate assistant – offensive line (2014)
Virginia Tech, Graduate assistant – offensive line (2013)
Auburn, Graduate assistant – offensive line (2012)

Wide Receivers Fesi Sitake (Field)

BYU, Wide Receivers (2018-present)
Weber State, Off. Coord. (2016-17), Passing game coord., WR (2014-15)

Tight Ends Steve Clark (Booth)

BYU, Tight Ends Coach (2016-present)
Weber State, Offensive Coordinator, Quarterbacks (2014-16)
Southern Utah, Offensive Coordinator, Quarterbacks (2008-13)
BYU, Graduate Assistant w/offensive line & special teams (2005-07)
Utah, Defensive assistant (2004)
St. Mary's, Passing Game Coordinator (2003)
Utah, Director of Operations (2002)
Provo High School, Offensive coord. (1997-2000), assistant (1994-1996)

Running Backs AJ Steward (Field)

BYU, Running Backs Coach (2018-present)
Rice, Running backs (2014-17), Graduate Assistant (2012-13)

Cornerbacks Jernaro Gilford (Field)

BYU, Cornerbacks Coach (2016-present)
Southern Utah, Secondary Coach (2014-15)
Whittier College, Graduate Assistant, Cornerbacks & Special Tms (2012-13)

Safeties Preston Hadley (Booth)

BYU, Safeties (2018-present)
Weber State, Secondary, recruiting coordinator (2016-17)
Santa Ana College, Cornerbacks, kick/punt teams, recruiting coord. (2015)
BYU, Graduate assistant – defensive backs, wide receivers (2013-14)



KALANI SITAKE

Head Coach - **Field**

(kah-Lah-nee See-Tah-kay)



ED LAMB

Assistant Head Coach/LB/
Special Teams Coordinator - **Field**



JEFF GRIMES

Offensive Coordinator - **Field**



ILAISA TUIAKI

Defensive Coordinator/DL - **Field**

(ee-LIE-suh Too-ee-ah-kee)



AARON RODERICK

Pass Game Coordinator/QB - **Booth**



RYAN PUGH

Offensive Line - **Field**

(Like Hugh with a P)



STEVE CLARK

Tight ends - **Booth**



FESI SITAKE


Wide receivers - **Field**

(Fess-ee See-Tah-kay)



AJ STEWARD

Running Backs - **Field**



JERNARO GILFORD

Cornerbacks - **Field**

(Jer-nar-oh)



PRESTON HADLEY

Safeties - **Booth**

TEAM OFFENSE**SCORED 70 POINTS OR MORE:**

BYU: 2015, vs. Wagner (W, 70-6)
Opp: 2001, vs. Hawai'i (L, 72-45)

SCORED 60-69 POINTS:

BYU: 2014, vs. SSU (W, 64-0)
Opp: 2001, Hawai'i (L, 72-45)

SCORED 50-59 POINTS:

BYU: 2016, UMass (W, 51-9)
Opp: 2016, Toledo (W, 55-53)

SCORED DOUBLE-DIGITS EVERY QUARTER:

BYU: 2015, 10, 14, 14, 13 at Utah State (W, 51-28)
Opp: 2007, 14, 17, 14, 10 at Tulsa (L, 47-55)

DID NOT SCORE A TOUCHDOWN:

BYU: 2017, at Wisconsin (L, 40-6)
Opp: 2018, vs. McNeese (W, 30-3)

TOTAL OFFENSE 600 YARDS OR MORE:

BYU: 2015, 741 vs. Wagner (W, 70-6)
Opp: 2016, 692 vs. Toledo (W, 55-53)

TOTAL OFFENSE 500-599 YARDS:

BYU: 2017, 598 vs. San Jose State (W, 41-20)
Opp: 2017, 546 at Mississippi State (L, 35-10)

TOTAL OFFENSE 200 YARDS OR LESS:

BYU: 2018, 194, at Washington (L, 35-7)
Opp: 2016, 200 vs. Utah State (W, 28-10)

PASSING 500 YARDS OR MORE:

BYU: 2007, 537 at Tulsa (L, 47-55)
Opp: 2016, 505 vs. Toledo (W, 55-53)

PASSING 400-499 YARDS:

BYU: 2016, 441 vs. SUU (W, 37-7)
Opp: 2016, 442 at Boise State (W, 28-27)

PASSING 300-399 YARDS:

BYU: 2017, 319 at ECU (L, 33-17)
Opp: 2015, 385 vs. ECU (W, 45-38)

PASSING 51-100 YARDS:

BYU: 2016, 96 vs. Wyoming (W, 24-21)
Opp: 2012, 40 at Georgia Tech (W, 41-17)

PASSING 50 YARDS OR LESS:

BYU: 2003, 41 vs. Utah (L, 3-0)
Opp: 2015, 46 vs. Wagner (W, 70-6)

PASSING 10 COMPLETIONS OR LESS:

BYU: 2016, 8 vs. Wyoming (W, 24-21)
Opp: 2015, 8 vs. Wagner (W, 70-6)

PASSING 5 TOUCHDOWNS OR MORE:

BYU: 2012, 6 at New Mexico State (W, 50-14)
Opp: 2008, 5 at Utah (L, 48-24)

RUSHING 300 YARDS OR MORE:

BYU: 2017, 338 vs. Toledo (W, 55-53)
Opp: 2017, 306 at Mississippi State (L, 35-10)

RUSHING 200-299 YARDS:

BYU: 2017, 285, at Hawai'i (W, 30-20)
Opp: 2015, 202 at Utah State (W, 51-28)

RUSHING 51-100 YARDS:

BYU: 2017, 66 vs. Boise State (L, 24-7)
Opp: 2018, 73, vs. McNeese (W, 30-3)

RUSHING 50 YARDS OR LESS:

BYU: 2018, 34, at Washington (L, 35-7)
Opp: 2016, 40 vs. UMass (W, 51-9)

RUSHING ZERO YARDS OR LESS:

BYU: 2017, minus-5 vs. LSU (L, 27-0)
Opp: 2012, minus-5 vs. WSU (W, 30-6)

RUSHING 60 ATTEMPTS OR MORE:

BYU: 2014, 62 vs. Houston (W, 33-25)
Opp: 2010, 65 at Air Force (L, 14-35)

RUSHING 50-59 ATTEMPTS:

BYU: 2017, 54 at Hawai'i (W, 30-20)
Opp: 2015, 53, at Mississippi State (L, 35-10)

RUSHING 4 TOUCHDOWNS OR MORE:

BYU: 2016, 4 vs. UMass (W, 51-9)
Opp: 2018, 4 at Washington (L, 35-7)

FIRST DOWNS 30 OR MORE:

BYU: 2016, 33 vs. SUU (W, 37-7)
Opp: 2016, 35 at Mississippi State (L, 35-10)

FIRST DOWNS 10 OR LESS:

BYU: 2018, 7 at Washington (L, 35-7)
Opp: 2018, 10 vs. McNeese (W, 30-3)

THIRD-DOWN CONVERSION 70% OR MORE:

BYU: 2011, 71% (10/14) vs. New Mexico St (W, 42-7)
Opp: 2005, 78% (7/9) at Wyoming (W, 35-21)

THIRD-DOWN CONVERSION 75% OR MORE:

BYU: 2011, 79% (11/14) at Oregon State (W, 38-28)
Opp: 2018, 75% (9/12) at Washington (L, 35-7)

THIRD-DOWN CONVERSION 80% OR MORE:

BYU: 2015, 89% vs. Wagner (W, 70-6)

THIRD-DOWN CONVERSION 90% OR MORE:

BYU: 2010, 92% (12/13) vs. Colorado State (W, 49-10)

INDIVIDUAL OFFENSE**ALL-PURPOSE 200-299 YARDS:**

BYU: 2017, 213, Squally Canada at UNLV (W, 31-21)
Opp: 2016, J. McNichols 249 at Boise State (L, 28-27)

ALL-PURPOSE 300 YARDS OR MORE:

BYU: 2007, A. Collie 366 at Tulsa (L, 47-55)

ALL-PURPOSE 2 PLAYERS 100 YARDS OR MORE:

BYU: 2016, J. Williams 180 & T. Hill 101 vs. West Virginia (L, 35-32)
Opp: 2016, T. Green 120 & D. Gray 105 at Cincinnati (W, 20-3)

ALL-PURPOSE 3 PLAYERS 100 YARDS OR MORE:

BYU: 2014, M. Mathews 120, 116 P. Lasike, J. Leslie 101 vs. UNLV (W, 42-23)
Opp: 2014, S. Williams-Rhodes 108, J. McNichols 128, J. Ajayi 144, T. Sperbeck 148, at Boise State (L, 55-30)

TOUCHDOWNS SCORED 4 OR MORE IN A QUARTER:

BYU: 1952, D. Felt (4 rushing) at San Jose State (L, 44-27) NCAA Record

TOUCHDOWNS SCORED 4 OR MORE IN A HALF:

BYU: 2010, L. Ashworth (4 receiving) at CSU (W, 49-10)*

INDIVIDUAL PASSING**PASSING 600 YARDS OR MORE:**

BYU: 1993, J. Walsh 619 at Utah State (L, 56-58)
Opp: Never

PASSING 500-599 YARDS:

BYU: 2007, M. Hall 537 at Tulsa (L, 55-47)
Opp: 2016, L. Woodside 505 vs. Toledo (W, 55-53)

PASSING 400-499 YARDS:

BYU: 2014, C. Stewart 408 vs. NEV (L, 42-35)
Opp: 2016, B. Rypien 442 @ Boise State (L, 28-27)

PASSING NO TOUCHDOWNS:

BYU: 2018: T. Mangum at Washington (L, 35-7)
Opp: 2018, A. Horibrook vs. Wisconsin (W, 24-21)

PASSING 25-29 COMPLETIONS:

BYU: 2017, T. Mangum 26 at ECU (L, 33-17)
Opp: 2017, M. Aaron 25 vs. San Jose State (W, 41-20)

PASSING 30-39 COMPLETIONS:

BYU: 2015, T. Mangum 35 vs. UConn (W, 30-13)
Opp: 2016, L. Woodside 30 vs. Toledo (W, 55-53)

PASSING 40-49 COMPLETIONS:

BYU: 2005, J. Beck 41 vs. Boston College (L, 3-20)

PASSING 50-59 ATTEMPTS:

BYU: 2015, T. Mangum 53 vs. UConn (W, 30-13)
Opp: 2014, J. Holman 51 at UCF (L, 31-24)

PASSING 60 ATTEMPTS OR MORE:

BYU: 2014, C. Stewart 63 vs. NEV (L, 42-35)

PASSING 3 TOUCHDOWNS:

BYU: 2017, T. Mangum vs. San Jose State (W, 41-20)
Opp: 2016, B. Rypien vs. Boise State (L, 28-27)

PASSING 4 TOUCHDOWNS:

BYU: 2015, Tanner Mangum 4, at Utah State (W, 51-28)
Opp: 2014, P. Lynch 4 vs. Memphis (L, 55-48 20T)

PASSING 5 TOUCHDOWNS:

BYU: 2012, J. Lark 6 at New Mexico State (W, 50-14)
Opp: 2016, L. Woodside 5 vs. Toledo (W, 55-53)

PASSING 6 TOUCHDOWNS:

BYU: 2012, J. Lark 6 at New Mexico State (W, 50-14)

PASSING 7 TOUCHDOWNS OR MORE:

BYU: 2008, M. Hall 7 vs. UCLA (W, 59-0)

NON-QB PASSING TOUCHDOWN:

BYU: 2018, A. Hifo 31-yards to M. Laulu-Pututau vs. Wisconsin (W, 24-21)

INDIVIDUAL RECEIVING**RECEIVING 150-199 YARDS:**

BYU: 2015, M. Juergens 172 vs. Boise State (W, 35-24)
Opp: 2016, J. Johnson 182, C. Thompson 161 vs. Toledo (W, 55-53)

RECEIVING 200 YARDS OR MORE:

BYU: 2008, D. Pitta 213 vs. Northern Iowa (W, 41-17)

RECEIVING 10-14 RECEPTIONS:

BYU: 2015, M. Juergens 10 vs. UConn (W, 30-13)
Opp: 2015, I. Jones 10 vs. ECU (W, 45-38)

RECEIVING 15 RECEPTIONS OR MORE:

BYU: 2014, M. Mathews 16 vs. NEV (L, 42-35)

10 RECEIVERS WITH AT LEAST 1 CATCH:

BYU: 2018, 11 vs. Cal (L, 21-18)
Opp: 2016, 10 vs. West Virginia (L, 35-32)

RECEIVING 3 TOUCHDOWNS:

BYU: 2013, Mitch Mathews 3 at Utah State (W, 31-14)
Opp: 2016, J. Johnson 3 vs. Toledo (W, 55-53)

RECEIVING 4 TOUCHDOWNS OR MORE:

BYU: 2012, C. Hoffman 5 at New Mexico State (W, 50-14)

RECEIVING 50-69 YARD TOUCHDOWN:

BYU: 2015, N. Kurtz 53 yards from T. Mangum vs. Cincinnati (W, 38-24)
Opp: 2013, D. Daniels 61 yards from T. Rees at Notre Dame (L, 23-13)

RECEIVING 70-79 YARD TOUCHDOWN:

BYU: 2016, J. Trinnaman 75 vs. Toledo (W, 55-53)
Opp: 2016, B. Davis 70 vs. UMass (W, 51-9)

RECEIVING 80 YARD or more TOUCHDOWN:

BYU: 2015, M. Juergens 84 vs. Boise State (W, 35-24)

RECEIVING TWO 100-YARD RECEIVERS:

BYU: 2015, D. Blackmon 105, M. Juergens 172 vs. Boise State (W, 35-24)
Opp: 2016, T. Sperbeck 109, J. McNichols 109 @ Boise State (L, 28-27)

INDIVIDUAL RUSHING**RUSHING 20-29 CARRIES:**

BYU: 2018, S. Canada 24, at Arizona (W, 28-23)
Opp: 2018, J. Taylor 26 vs. Wisconsin (W, 24-21)

RUSHING 30-34 CARRIES:

BYU: 2016, J. Williams 30 at Michigan State (W, 31-14)
Opp: 2016, J. McNichols 20 @ Boise State (L, 28-27)

RUSHING 35 CARRIES OR MORE:

BYU: 1976, J. Blanc 36 vs. Wyoming (L, 29-34)
Opp: 2003, J. Jones 35 at Notre Dame (L, 33-14)

RUSHING 100-149 YARDS:

BYU: 2018, S. Canada 118 vs. Wisconsin (W, 24-21)
Opp: 2018, J. Taylor 117 vs. Wisconsin (W, 24-21)

RUSHING 150-199 YARDS:

BYU: 2016, J. Williams 163 at Michigan State (W, 31-14)
Opp: 2016, K. Hunt 146 vs. Toledo (W, 55-53)

RUSHING 200 YARDS OR MORE:

BYU: 2017, S. Canada 213 at UNLV (W, 31-21)
Opp: 2015, P. Perkins 220 at UCLA (L, 24-23)

RUSHING TWO 100-YARD RUSHERS:

BYU: 2016, J. Williams 170 & T. Hill 101 vs. West Virginia (L, 35-32)
Opp: 2017, A. Williams 114 & N. Fitzgerald 103 at Miss. State (L, 35-10)

RUSHING THREE 100-YARD RUSHERS:

BYU: 2001, L. Staley 142, B. Doman 116, B. McDonald 110; vs. Tulane (W, 70-35)

RUSHING 5 TOUCHDOWNS OR MORE:

BYU: 2016, J. Williams 5 vs. Toledo (W, 55-53)

RUSHING 4 TOUCHDOWNS:

BYU: 2005, C. Brown 4 vs. Air Force (W, 62-41)
Opp: 2002, C. Harridge 4 Air Force (L, 52-9)

RUSHING 3 TOUCHDOWNS:

BYU: 2018, S. Canada at Arizona (W 28-23)
Opp: 2014, P. Lynch 3 vs. Memphis (L, 55-48 20T)

RUSHING 50-69-YARD TOUCHDOWN:

BYU: 2016, J. Williams 62 vs. Toledo (W, 55-53)
Opp: 2015, C. Keeton 52 at Utah State (W 51-28)

RUSHING 70-YARD TOUCHDOWN OR MORE:

BYU: 2017, KJ Hall 75 yards vs. San Jose State (W 41-20)
Opp: 2011, P. McCarty 82 yards vs. Idaho (W, 42-7)

TEAM DEFENSE**TACKLES 90-99:**

BYU: 2013, 96 vs. Boise State (W, 37-20)
Opp: 2016, 93 at Cincinnati (W, 20-3)

TACKLES 100 OR MORE:

BYU: 2017, 107 at Mississippi State (L, 35-10)
Opp: 2013, 117 at Houston (W, 47-46)

TACKLES 3 WITH DOUBLE-DIGITS:

BYU: 2013, U. Unga 17, S. Hadley 12, A. Fua 12 vs. Boise State (W, 37-20)
Opp: 2017, A. Ramseur 12, D. Sutton 10, J. Williams 10 at ECU (L, 33-17)

TACKLES 4 WITH DOUBLE-DIGITS:

BYU: 2009, Denney 13, Johnson 11, Doman 11, Jorgensen 10 vs. Air Force (W, 38-21)
Opp: 2013, Oliphant 16, Taylor 15, McDonald 13, Mathews 12, Stewart 10, McMillian 10 at HOU (W, 47-46)

SACKS 5 OR MORE:

BYU: 2016, 5 vs. UMass (W, 51-9)
Opp: 2017, 7 vs. UMass (L, 16-10)

TURNOVERS CAUSED 4-5:

BYU: 2018, 4 vs. McNeese (W, 30-3)
Opp: 2014, 4 vs. Memphis (L, 55-48 20T)

TURNOVERS CAUSED 6 OR MORE:

BYU: 2016, 6 at Utah (L, 19-20)
Opp: 2017, 7 at Utah State (L, 40-24)

INTERCEPTIONS 4 OR MORE:

BYU: 2006, 4 vs. UNLV (W, 52-7)
Opp: 2017, 4 vs. UMass (L, 16-10)

FUMBLES RECOVERED 3-4:

BYU: 2017, 4 vs. San Jose State (W, 41-20)
Opp: 2014, 3 vs. NEV (L, 42-35)

FUMBLES RECOVERED 5 OR MORE:

Opp: 2011, 6 vs. Utah (L, 54-10)

FUMBLES FORCED 5 OR MORE:

BYU: 2008, 5 vs. Northern Iowa (W, 41-17)
Opp: 2011, 7 vs. Utah (L, 54-10)

SCORED A DEFENSIVE TOUCHDOWN:

BYU: 2018, FF return vs. Cal (L, 21-18)
Opp: 2017, INT return at Utah State (L, 40-24)

SCORED TWO DEFENSIVE TOUCHDOWNS:

BYU: 2016, 2 INT returns at Boise State (L, 27-27)
Opp: 2015, 2 INT returns at Utah State (L, 40-24)

RETURNED AN INT FOR A TOUCHDOWN:

BYU: 2017, at Utah State (L, 40-24)
Opp: 2017, at Utah State (L, 40-24)

RETURNED TWO INTS FOR TOUCHDOWNS:

BYU: 2016, Fred Warner & Dayan Lake at Boise State (L, 28-27)
Opp: 2017, J. Davis twice at Utah State (L, 40-24)

FUMBLE RECOVERY/RETURN FOR TD:

BYU: 2018, vs. Cal (L, 21-18)
Opp: 2012, at Utah (L, 24-21)

SAFETY WAS SCORED:

BYU: 2014, vs. SSU (W, 64-0)
Opp: 2017, vs. Wisconsin (L, 40-6)

INDIVIDUAL DEFENSE**TACKLES 15 OR MORE:**

BYU: 2016, F. Bernard 16 vs. Mississippi State (W, 28-21)
Opp: 2014, T. Plummer 17 at UCF (L, 31-24)

TACKLES FOR LOSS 4 OR MORE:

BYU: 2015, B. Kaufusi 4 vs. Fresno State (W 52-10)
Opp: 2014, T. Plummer 4.5 at UCF (L, 31-24)

SACKS 2:

BYU: 2017, S. Takitaki 2 vs. Portland State (W, 20-6)
Opp: 2014, J. Dillon 2 vs. Memphis (L, 55-48 20T)

SACKS 3:

BYU: 2015, B. Kaufusi 3 vs. Fresno State (W 52-10)
Opp: 2014, M. Brown 3 at Texas (W, 41-7)

SACKS 4 OR MORE:

BYU: 1999, S. Gali 4 vs. New Mexico (W, 31-7)
Opp: 2008, J. Hughes 4 vs. TCU (L, 32-7)

INTERCEPTION RETURNED FOR A TD:

BYU: 2017, M. Hannemann at Utah State (L, 40-24)
Opp: 2017, J. Davis twice at Utah State (L, 40-24)

INTERCEPTIONS 2:

BYU: 2017, D. Ghanwoloku at Mississippi State (L, 35-10)
Opp: 2016, S. Tauteoli at Utah (L, 19-20)

INTERCEPTIONS 3 OR MORE:

BYU: 2015, K. Nacua vs. Boise State (W, 35-24)
Opp: 2017, J. Davis at Utah State (L, 40-24)

FUMBLE WAS RETURNED FOR A TD:

BYU: 2018, D. Ghanwoloku vs. Cal (L, 21-18)
Opp: 2012, M. Lee at Utah (L, 24-21)

FUMBLE FORCED 2:

BYU: 2015, B. Kaufusi 2 at Missouri (L, 20-16)
Opp: 2012, K. Smith 2 at San Jose State (L, 20-14)

FUMBLE RECOVERIES 3 OR MORE:

BYU: 2005, J. Luettgerodt at Wyoming (W, 35-21)

SPECIAL TEAMS**SCORED 15 OR MORE POINTS KICKING:**

BYU: 2013, J. Sorensen 16 vs. Texas (W, 40-21)
Opp: 2014, I. Frye 15 vs. UVa (W, 41-33)

FIELD GOAL 40-49 YARDS:

BYU: 2018, S. Southam 47 vs. McNeese (W, 30-3)
Opp: 2016, J. Vest 40 vs. Toledo (W, 55-53)

FIELD GOAL 50 YARDS OR MORE:

BYU: 2006, J. McLaughlin 53 yards at Air Force (W, 33-14)
Opp: 2013, J. Elliott 53 yards vs. Memphis (L, 55-48 20T)

FIELD GOAL BLOCK:

BYU: 2018, C. Kaufusi (W 30-3)
Opp: 2016, D. Moa at Boise State (L, 28-27)

FIELD GOAL BLOCKED FOR A TOUCHDOWN:

BYU: 2001, R. Denney at SDSU (W, 59-21)

FIELD GOALS 4 OR MORE CONVERTED:

BYU: 2018, S. Southam 4 vs. Arizona (W, 28-23)
Opp: 2017, M. Gay 4 vs. Utah (L, 19-13)

FIELD GOAL GAME-WINNING:

BYU: 2018, vs. Wisconsin (W, 24-21)
Opp: 2006, at Arizona (L, 16-13)

PAT 10 OR MORE CONVERTED:

BYU: 2001, M. Payne 10 vs. Tulane (W, 70-35)
2015, T. Samson 10 vs. Wagner (W, 70-6)

BLOCKED A PAT:

BYU: 2015, L. Taele, vs. Wagner (W 70-6)
Opp: 2012, B. Yap vs. Hawaii (W, 47-0)

TWO-POINT PAT WAS CONVERTED:

BYU: 2018, T. Mangum pass to M. Simon, Cal (L, 21-18)
Opp: 2016, Roberts pass Woodside, Toledo (W 55-53)

KICKOFF RETURN TEAM 150 YARDS OR MORE:

BYU: 2011, 167 vs. TCU (L, 38-28)
Opp: 2014, 166 vs. Memphis (L, 55-48 20T)

KICKOFF RETURN 100 TOTAL YARDS OR MORE:

BYU: 2016, A. Hifo 148 vs. Toledo (W, 55-53)
Opp: 2015, D. Fuller 114 at UCLA (L, 24-23)

KICKOFF RETURN 50-99 YARDS:

BYU: 2016, A. Hifo 66 vs. Wyoming (W, 24-21)
Opp: 2016, R. Shelton 69 at Michigan State (W, 31-14)

KICKOFF RETURN 100 YARDS:

BYU: 1996, J. Dye vs. UTEP (W, 40-18)

KICKOFF RETURN FOR A TOUCHDOWN:

BYU: 2014, A. Hine vs. Uva (W, 41-33)
Opp: 2013, J. Ross vs. Washington (L, 31-16)

PUNT RETURN TEAM 100 YARDS OR MORE:

BYU: 2013, 107 vs. Mid. Tenn. (W, 37-10)

PUNT RETURN FOR A TD:

BYU: 2013, J. Falslev vs. MTSU (W, 37-10)
Opp: 2001, C. Owens at Hawai'i (L, 72-45)

PUNT WAS BLOCKED:

BYU: 2016, by M. Unga vs. UMass (W, 51-9)
Opp: 2015, by T. Hlcks vs. ECU (W, 45-38)

PUNT BLOCKED FOR A TOUCHDOWN:

BYU: 2004, by G. Lovely at Air Force (W, 41-24)
Opp: 2015, by T. Hlcks (rec. by Y. Bowden for TD) vs. ECU (W, 45-38)

PUNT 60-69 YARDS:

BYU: 2016, J. Linehan 62 vs. Mississippi State (W, 28-21)
Opp: 2015, S. Geraci 61 vs. Cincinnati (W, 38-24)

PUNT 70-79 YARDS:

BYU: 2015, J. Linehan 77 at Nebraska (W, 33-28).
Opp: 2011, T. Campbell 73 at Ole Miss (W, 14-13)

PUNT 80 YARDS OR MORE:

BYU: 2014, S. Arellano 81 at Middle Tennessee (W, 27-7)

PUNT AVERAGE 50 OR MORE (min. 3):

BYU: 2015, J. Linehan 51.0 at Nebraska (W, 33-28)
Opp: 2014, A. Vozenilek 50.7 vs. Uva (W, 41-33)

DID NOT PUNT DURING ENTIRE GAME:

BYU: 2015, vs. Wagner (W 70-6)

GENERAL**DEFEATED A RANKED OPPONENT:**

BYU: 2018, vs. No. 6 Wisconsin (W, 24-21)
Opp: 2018, at Washington (L, 35-7)

THE LAST TIME OVERTIME WAS PLAYED:

BYU: 2016, vs. Mississippi State (W, 28-21 20T)

TEAM WAS AHEAD AT HALF AND LOST:

BYU: 2015, at UCLA (ahead 10-3, lost 24-23)
Opp: 2016, vs. Mississippi State (ahead 14-7, lost 28-21)

SHUTOUT BY OPPONENT IN FIRST HALF:

BYU: 2018, at Washington (L, 35-7)
Opp: 2016, vs. Wyoming (W, 24-21)

SHUTOUT BY OPPONENT IN SECOND HALF:

BYU: 2017, vs. Boise State (L, 24-7)
Opp: 2018, vs. McNeese (W, 30-3)

SHUTOUT BY OPPONENT:

BYU: 2017, vs. LSU (L, 27-0)
Opp: 2014, Savannah State (W 64-0)

PENALTIES 10 OR MORE:

BYU: 2018, 10 at Arizona (W, 28-23)
Opp: 2018, 10 vs. McNeese (W, 30-3)

PENALTY YARDS 100 OR MORE:

BYU: 2016, 112 at Utah (L, 19-20)
Opp: 2014, 105 vs. USU (L, 35-20)

PENALTIES 1 OR LESS:

BYU: 2017, at Hawaii (W 30-20)
Opp: 2011, vs. Tulsa (W, 24-21)

NO TURNOVERS:

BYU: 2018, at Wisconsin (W 24-21)
Opp: 2015, vs. Utah (L 35-28)

TIME OF POSSESSION 40 MINUTES OR MORE:

BYU: 2015, 40:37 at UCLA (L, 24-23)
Opp: 2017, 40:09 vs. Wisconsin (L 40-6)

Quickie Statistics (Final)
BYU vs Arizona (09/01/18 at Tucson, Ariz.)

	BYU	ARIZ
Score	28	23
FIRST DOWNS	22	22
RUSHES-YARDS (NET)	43-183	35-129
PASSING YDS (NET)	209	197
Passes Att-Comp-Int	28-18-0	34-17-0
TOTAL OFFENSE PLAYS-YARDS	71-392	69-326
Fumble Returns-Yards	0-0	0-0
Punt Returns-Yards	3-45	0-0
Kickoff Returns-Yards	0-0	3-71
Interception Returns-Yards	0-0	0-0
Punts (Number-Avg)	4-40.0	5-45.6
Fumbles-Lost	0-0	0-0
Penalties-Yards	10-94	4-26
Possession Time	36:33	23:27
Third-Down Conversions	5 of 12	6 of 15
Fourth-Down Conversions	1 of 2	2 of 2
Red-Zone Scores-Chances	3-3	4-4

BYU

Rushing	No.	Gain	Loss	Net	TD	Lg	Avg
CANADA, Squally	24	98	3	9	4-1		
KATO, Lopini	8	40	1	39	0	10	4.9
HIFO, Aleva	4	19	0	19	0	9	4.8
COLLIE, Dylan	1	13	0	13	0	13	13.0

Arizona

Rushing	No.	Gain	Loss	Net	TD	Lg	Avg
Taylor, J.J.	18	89	4	85	1	26	4.7
Brightwell, G.	9	30	0	30	0	7	3.3
Tate, K.	8	26	12	14	1	10	1.8

Passing

C-A-I	Yds	TD	Long	Sack
18-28-0	209	1	30	0

Passing

C-A-I	Yds	TD	Long	Sack
17-34-0	197	1	33	1

Receiving

No.	Yards	TD	Long	
LAULU-PUTUTAU, M	3	24	0	10
PAU, Neil	3	10	0	4
HIFO, Aleva	2	36	0	30
CANADA, Squally	2	29	0	15

Receiving

No.	Yards	TD	Long	
Poindexter, S.	4	68	0	33
Ellison, T.	4	45	1	15
Taylor, J.J.	4	27	0	18
Peterson, C.	2	24	0	16

Punting

No.	Yds	Avg	Long	In20	TB
4	160	40.0	44	1	0

Punting

No.	Yds	Avg	Long	In20	TB
5	228	45.6	53	1	1

Punt Returns

No.	Yards	TD	Long
3	45	0	37

Punt Returns

No.	Yards	TD	Long
3	71	0	25

Kick Returns

No.	Yards	TD	Long
3	45	0	37

Kick Returns

No.	Yards	TD	Long
3	71	0	25

Tackles

UA-A	Total	Sacks	TFL
7-0	7	1.0	2.0
7-0	7	0.0	0.0
5-0	5	0.0	0.0
3-2	5	0.0	0.0

Tackles

UA-A	Total	Sacks	TFL
6-10	16	0.0	1.0
11-2	13	0.0	0.0
8-3	11	0.0	0.0
4-2	6	0.0	0.0

Qtr Time Scoring Play

Qtr	Time	Scoring Play	V-H
2nd	09:58	BYU - CANADA, Squally 1 yd run (SOUTHAM, Skyler kick), 9:59 4:38	7 - 0
	05:39	ARIZ - Havrisik, L. 24 yd field goal, 12:71 4:13	7 - 3
	00:50	ARIZ - Ellison, T. 15 yd pass from Tate, K. (Havrisik, L. kick), 9:77 2:29	7 - 10
3rd	08:25	BYU - BUSHMAN, Matt 24 yd pass from MANGUM, Tanner (SOUTHAM, Skyler kick), 10:75 6:35	14 - 10
	04:29	BYU - CANADA, Squally 1 yd run (SOUTHAM, Skyler kick), 9:58 2:35	21 - 10
	01:07	BYU - CANADA, Squally 2 yd run (SOUTHAM, Skyler kick), 5:36 2:14	28 - 10
4th	13:29	ARIZ - Tate, K. 2 yd run (Havrisik, L. kick), 9:75 2:31	28 - 17
	03:20	ARIZ - Taylor, J.J. 1 yd run (Tate, K. pass failed), 8:67 1:28	28 - 23

Quickie Statistics (Final)
BYU vs #6 Wisconsin (Sep 15, 2018 at Madison, Wis)

	BYU	WIS
Score	24	21
FIRST DOWNS	14	20
RUSHES-YARDS (NET)	28-191	43-204
PASSING YDS (NET)	120	190
Passes Att-Comp-Int	23-13-0	28-18-1
TOTAL OFFENSE PLAYS-YARDS	51-311	71-394
Fumble Returns-Yards	0-0	0-0
Punt Returns-Yards	0-0	1-1
Kickoff Returns-Yards	0-0	4-84
Interception Returns-Yards	1-12	0-0
Punts (Number-Avg)	4-48.2	4-43.0
Fumbles-Lost	0-0	0-0
Penalties-Yards	4-36	6-33
Possession Time	25:40	34:20
Third-Down Conversions	3 of 9	4 of 13
Fourth-Down Conversions	0 of 0	2 of 3
Red-Zone Scores-Chances	2-2	3-3

BYU

Rushing	No.	Gain	Loss	Net	TD	Lg	Avg
CANADA, Squally	11	121	3	118	2	46	10.7
HIFO, Aleva	5	45	0	45	0	19	9.0
BURT, Riley	2	14	0	14	0	13	7.0
COLLIE, Dylan	2	14	0	14	0	14	7.0

Wisconsin

Rushing	No.	Gain	Loss	Net	TD	Lg	Avg
Taylor, J.	26	118	1	117	0	15	4.5
Groshek, G.	6	45	0	45	0	31	7.5
Pryor, Kendrick	1	21	0	21	0	21	21.0
Deal, Taiwan	6	15	0	15	2	5	2.5

Passing

C-A-I	Yds	TD	Long	Sack
12-22-0	89	0	21	1
1-1-0	31	1	31	0

Passing

C-A-I	Yds	TD	Long	Sack
18-28-1	190	0	27	2

Receiving

No.	Yards	TD	Long	
LAULU-PUTUTAU, M	3	33	1	31
HIFO, Aleva	3	32	0	18
COLLIE, Dylan	3	15	0	8
ROMNEY, Gunner	2	21	0	11

Receiving

No.	Yards	TD	Long	
Davis, Danny	4	40	0	18
Groshek, G.	4	29	0	11
Ferguson, Jake	3	61	0	27
Taylor, J.	3	14	0	10

Punting

No.	Yds	Avg	Long	In20	TB
4	193	48.2	50	2	0

Punting

No.	Yds	Avg	Long	In20	TB
4	172	43.0	63	2	0

Punt Returns

No.	Yards	TD	Long
1	0	0	1

Punt Returns

No.	Yards	TD	Long
1	0	0	1

Kick Returns

No.	Yards	TD	Long
4	84	0	24

Kick Returns

No.	Yards	TD	Long
4	84	0	24

Tackles

UA-A	Total	Sacks	TFL
8-5	13	1.0	2.0
5-6	11	0.0	0.0
6-3	9	0.0	0.0
3-5	8	0.0	0.0

Tackles

UA-A	Total	Sacks	TFL
4-4	8	0.0	1.0
4-4	8	0.0	0.0
3-2	5	0.0	0.0
1-4	5	0.0	1.5

Qtr Time Scoring Play

Qtr	Time	Scoring Play	V-H
1st	07:12	WIS - Deal, Taiwan 2 yd run (Gaglianone, R. kick), 8:61 3:58	0 - 7
	04:02	BYU - CANADA, Squally 3 yd run (SOUTHAM, Skyler kick), 6:75 3:10	7 - 7
2nd	12:17	BYU - LAULU-PUTUTAU, Moroni 31 yd pass from HIFO, Aleva (SOUTHAM, Skyler kick), 10:89 4: 14 - 14	14 - 14
	01:17	BYU - Ingold, Alec 2 yd run (Gaglianone, R. kick), 10:65 4:38	14 - 14
3rd	09:54	BYU - CANADA, Squally 2 yd run (SOUTHAM, Skyler kick), 6:27 2:11	21 - 14
	12:43	WIS - Deal, Taiwan 5 yd run (Gaglianone, R. kick), 10:82 4:31	21 - 21
	09:58	BYU - SOUTHAM, Skyler 45 yd field goal, 5:47 2:45	24 - 21

Quickie Statistics (Final)
CAL vs BYU (Sep 08, 2018 at Provo, Utah)

	CAL	BYU
Score	21	18
FIRST DOWNS	22	17
RUSHES-YARDS (NET)	38-172	33-91
PASSING YDS (NET)	214	196
Passes Att-Comp-Int	35-23-1	41-22-2
TOTAL OFFENSE PLAYS-YARDS	73-386	74-287
Fumble Returns-Yards	0-0	1-36
Punt Returns-Yards	2-1	3-4
Kickoff Returns-Yards	4-63	1-17
Interception Returns-Yards	2-20	1-15
Punts (Number-Avg)	6-42.5	6-44.3
Fumbles-Lost	2-2	1-0
Penalties-Yards	9-65	7-65
Possession Time	30:42	29:18
Third-Down Conversions	8 of 15	6 of 17
Fourth-Down Conversions	1 of 2	1 of 3
Red-Zone Scores-Chances	1-2	2-3

CAL

Rushing	No.	Gain	Loss	Net	TD	Lg	Avg
Mclwain, Brand	16	74	0	74	1	17	4.6
Garbers, Chase	5	45	0	45	0	17	9.0
Laird, Patrick	10	32	2	30	0	10	3.0
Noa, Kanawai	2	11	0	11	0	6	5.5

BYU

Rushing	No.	Gain	Loss	Net	TD	Lg	Avg
CANADA, Squally	16	56	7	49	0	9	3.1
HIFO, Aleva	2	16	0	16	0	9	8.0
KATO, Lopini	2	16	0	16	0	13	8.0
SIMON, Micah	1	8	0	8	0	8	8.0

Passing

C-A-I	Yds	TD	Long	Sack
18-28-1	176	2	52	0
5-7-0	38	0	12	0

Passing

C-A-I	Yds	TD	Long	Sack
22-41-2	196	1	24	2

Receiving

No.	Yards	TD	Long	
Noa, Kanawai	7	93	1	52
Laird, Patrick	7	53	1	25
Wharton III, Vi	4	24	0	12
Duncan, Jordan	2	30	0	25

Receiving

No.	Yards	TD	Long	
LAULU-PUTUTAU, M	5	56	0	24
HIFO, Aleva	3	23	0	16
ROMNEY, Gunner	2	29	0	18
COLLIE, Dylan	2	25	0	20

Punting

No.	Yds	Avg	Long	In20	TB
6	255	42.5	48	3	0

Punting

No.	Yds	Avg	Long	In20	TB
6	266	44.3	52	2	1

Punt Returns

No.	Yards
-----	-------

Quickie Statistics (Final)
BYU vs Washington (09/29/18 at Seattle, Wash.)

	BYU	WASH
Score	7	35
FIRST DOWNS	7	27
RUSHES-YARDS (NET)	28-34	37-211
PASSING YDS (NET)	160	277
Passes Att-Comp-Int	21-18-0	25-23-0
TOTAL OFFENSE PLAYS-YARDS	49-194	62-488
Fumble Returns-Yards	0-0	0-0
Punt Returns-Yards	0-0	3-16
Kickoff Returns-Yards	1-16	0-0
Interception Returns-Yards	0-0	0-0
Punts (Number-Avg)	6-38.8	1-40.0
Fumbles-Lost	3-1	2-1
Penalties-Yards	8-50	5-40
Possession Time	28:53	31:07
Third-Down Conversions	5 of 14	9 of 12
Fourth-Down Conversions	1 of 1	0 of 0
Red-Zone Scores-Chances	1-2	5-7

BYU

Rushing	No.	Gain	Loss	Net	TD	Lg	Avg
KATOJA, Lopini	8	28	1	27	1	6	3.4
CANADA, Squally	7	15	2	13	0	6	1.9
HIFO, Aleva	4	12	3	9	0	6	2.2
BURT, Riley	4	10	1	9	0	6	2.2

Passing	C-A-I	Yds	TD	Long	Sack
MANGUM, Tanner	18-21-0	160	0	39	2

Receiving	No.	Yards	TD	Long
KATOJA, Lopini	7	66	0	27
HIFO, Aleva	3	22	0	12
BUSHMAN, Matt	2	47	0	39
MILNE, Dax	2	16	0	9

Punting	No.	Yds	Avg	Long	In20	TB
ALMOND, Rhett	5	195	39.0	48	0	0
JONES, Danny	1	38	38.0	38	0	0

Punt Returns	No.	Yards	TD	Long
--------------	-----	-------	----	------

Kick Returns	No.	Yards	TD	Long
HIFO, Aleva	1	16	0	16

Tackles	UA-A	Total	Sacks	TFL
LEE, Austin	5-2	7	0.0	0.0
PAULI, Butch	3-4	7	0.0	0.5
TAKITAKI, Sione	5-1	6	0.0	0.0
WARNER, Troy	2-3	5	0.0	0.0

Washington

Rushing	No.	Gain	Loss	Net	TD	Lg	Avg
Ahmed, Salvon	10	86	0	86	2	28	8.6
Gaskin, Myles	14	82	1	81	1	21	5.8
Team	1	22	0	22	0	22	22.0
McGrew, Sean	3	12	3	9	0	8	3.0

Passing	C-A-I	Yds	TD	Long	Sack
Browning, Jake	23-25-0	277	1	30	1

Receiving	No.	Yards	TD	Long
Fuller, Aaron	8	107	0	19
Sample, Drew	5	37	1	15
Baccellia, A.	4	62	0	30
Pounds, Quinten	2	24	0	17

Punting	No.	Yds	Avg	Long	In20	TB
Whitford, Joel	1	40	40.0	40	1	0

Punt Returns	No.	Yards	TD	Long
Fuller, Aaron	2	16	0	16
McClatcher, C.	1	0	0	0

Kick Returns	No.	Yards	TD	Long
--------------	-----	-------	----	------

Tackles	UA-A	Total	Sacks	TFL
Bryant, Myles	4-3	7	1.0	2.0
Burr-Kirven, Ben	4-2	6	0.0	0.0
Murphy, Byron	4-2	6	0.0	2.0
Bartlett, Tevis	3-3	6	0.0	0.0

Qtr	Time	Scoring Play	V:H
1st	07:19	WASH - Ahmed, Salvon 5 yd run (Henry, Peyton kick), 8-68 3:45	0 - 7
2nd	11:05	WASH - Gaskin, Myles 6 yd run (Henry, Peyton kick), 6-72 2:37	0 - 14
	00:05	WASH - Browning, Jake 9 yd run (Henry, Peyton kick), 3-24 0:17	0 - 21
3rd	09:31	WASH - Sample, Drew 15 yd pass from Browning, Jake (Henry, Peyton kick), 7-48 3:47	0 - 28
	01:24	WASH - Ahmed, Salvon 6 yd run (Henry, Peyton kick), 8-80 4:42	0 - 35
4th	00:41	BYU - KATOJA, Lopini 1 yd run (SOUTHAM, Skyler kick), 7-21 4:08	7 - 35

BYU Combined Team Statistics (as of Sep 29, 2018)

All games

Date	Opponent	Score	Att.	Record:	Overall	Home	Away	Neutral
09/01/18	at Arizona	W 28-23	51002	All games	3-2	1-1	2-1	0-0
Sep 08, 201	CAL	L 18-21	52602	Conference	0-0	0-0	0-0	0-0
Sep 15, 201	at #6 Wisconsin	W 24-21	80720	Non-Conference	3-2	1-1	2-1	0-0
Sep 22, 201	MCNEESE	W 30-3	53223					
09/29/18	at Washington	L 7-35	70155					

Rushing	gp-gs	att	gain	loss	net	avg	td	lg	avg/g
CANADA, Squally	5-5	68	350	15	335	4.9	5	46	67.0
KATO, Lopini	5-0	31	160	4	156	5.0	3	15	31.2
HIFO, Aleva	5-4	17	95	4	91	5.4	0	19	18.2
BURT, Riley	3-0	14	46	3	43	3.1	0	13	14.3
COLLIE, Dylan	5-0	6	35	6	29	4.8	0	14	5.8
HADLEY, Matt	4-0	3	25	2	23	7.7	0	20	5.8
PAU'U, Neil	5-1	4	13	0	13	3.2	0	8	2.6
HOGE, Beau	3-0	4	6	0	6	1.5	0	4	2.0
ROMNEY, Gunner	4-1	1	5	0	5	5.0	0	5	1.2
SIMON, Micah	5-2	3	14	12	2	0.7	0	8	0.4
Total	5	174	767	107	660	3.8	8	46	132.0
Opponents	5	180	862	78	784	4.4	10	31	156.8

Passing	gp-gs	effic	comp	att	int	pct	yds	td	lg	avg/g
MANGUM, Tanner	5-5	113.68	85	137	2	62.0	772	3	39	154.4
WILSON, Zach	1-0	100.40	1	2	0	50.0	12	0	12	12.0
HIFO, Aleva	5-4	690.40	1	1	0	100.0	31	1	31	6.2
Total	5	117.61	87	140	2	62.1	815	4	39	163.0
Opponents	5	127.94	100	149	4	67.1	1017	4	52	203.4

Receiving	gp-gs	no.	yds	avg	td	lg	avg/g
HIFO, Aleva	5-4	15	151	10.1	0	30	30.2
LAULU-PUTUTAU,	5-4	14	120	8.6	1	31	24.0
KATO, Lopini	5-0	12	85	7.1	0	27	17.0
COLLIE, Dylan	5-0	7	59	8.4	0	22	11.8
HOLKER, Dallin	5-1	7	50	7.1	0	14	10.0
BUSHMAN, Matt	5-1	6	109	18.2	1	39	21.8
ROMNEY, Gunner	4-1	5	62	12.4	0	18	15.5
PAU'U, Neil	5-1	5	25	5.0	0	12	5.0
CANADA, Squally	5-5	4	40	10.0	0	15	8.0
SIMON, Micah	5-2	3	34	11.3	0	20	6.8
EL-BAKRI, Brayden	3-0	3	20	6.7	1	13	6.7
SHUMWAY, Talon	5-2	2	28	14.0	1	21	5.6
MILNE, Dax	3-2	2	16	8.0	0	9	5.3
DAVIS, Akile	5-0	1	12	12.0	0	12	2.4
BURT, Riley	3-0	1	4	4.0	0	4	1.3
Total	5	87	815	9.4	4	39	163.0
Opponents	5	100	1017	10.2	4	52	203.4

Field Goals	fg	pct.	01-19	20-29	30-39	40-49	50-99	lg	blk
SOUTHAM, Skyler	5-7	71.4	0-0	1-1	2-2	2-3	0-1	47	0

Scoring	td	fg	PAT				pts
			kick	rush	rcv	pass	
CANADA, Squally	5	-	-	-	-	-	30
SOUTHAM, Skyler	-	5-7	12-12	-	-	-	27
KATO, Lopini	3	-	-	-	-	-	18
GHANWOLOKU, D	1	-	-	-	-	-	6
BUSHMAN, Matt	1	-	-	-	-	-	6
EL-BAKRI, Brayden	1	-	-	-	-	-	6
LAULU-PUTUTAU,	1	-	-	-	-	-	6
SHUMWAY, Talon	1	-	-	-	-	-	6
SIMON, Micah	-	-	-	-	1	-	2
Total	13	5-7	12-12	-	1	1-1	107
Opponents	14	2-8	13-13	-	-	0-1	103

Score by Quarters	1st	2nd	3rd	4th	OT	Total
BYU	7	41	41	18	0	107
Opponents	24	31	21	27	0	103

#	Defensive Leaders	gp-gs	Tackles				tfl/yds	Sacks no-yds	Pass defense			Fumbles		blkd kick	saf
			ua	a	tot				int-yds	brup	qbh	rcv-yds	ff		
16	TAKITAKI, Sione	5-5	24	7	31	3.0-3	.	.	3	1	
23	ANDERSON, Zayne	3-3	17	11	28	1.0-2	.	1-12	1	
90	KAUFUSI, Corbin	5-5	17	7	24	5.0-42	4.0-38	.	1	.	.	.	1	.	
11	LEE, Austin	5-5	13	8	21	1.0-8	
3C	WILCOX, Chris	5-5	17	3	20	2.0-2	.	.	1	
Total		5	201	104	305	15-69	6-57	4-66	12	3	5-36	4	2	.	
Opponents		5	190	112	302	30-87	5-40	2-20	23	7	2-0	5	.	.	

Team Statistics	BYU	OPP
FIRST DOWNS	79	101
Rushing	37	42
Passing	39	49
Penalty	3	10
RUSHING YARDAGE	660	784
Rushing Attempts	174	180
Average Per Rush	3.8	4.4
Average Per Game	132.0	156.8
TDs Rushing	8	10
PASSING YARDAGE	815	1017
Comp-Att-Int	87-140-2	100-149-4
Average Per Pass	5.8	6.8
Average Per Catch	9.4	10.2
Average Per Game	163.0	203.4
TDs Passing	4	4
TOTAL OFFENSE	1475	1801
Average Per Play	4.7	5.5
Average Per Game	295.0	360.2
KICK RETURNS: #-Yards	2-33	12-255
PUNT RETURNS: #-Yards	8-70	8-35
INT RETURNS: #-Yards	4-66	2-20
FUMBLES-LOST	6-2	7-5
PENALTIES-Yards	34-301	34-234
PUNTS-AVG	24-42.7	20-44.0
TIME OF POSSESSION/G	30:34	29:26
3RD-DOWN Conversions	26/68	27/65
4TH-DOWN Conversions	3/7	6/9

Interceptions	no.	yds	avg	td	lg
KAUFUSI, Isaiah	1	15	15.0	0	15
JACOBSON, Tanne	1	19	19.0	0	19
SANDLIN, Rhett	1	20	20.0	0	20
ANDERSON, Zayne	1	12	12.0	0	12

Punting	no.	yds	avg	lg	tb	fc	i2050+	blk
ALMOND, Rhett	21	905	43.1	52	1	7	5	4
JONES, Danny	3	119	39.7	43	0	0	1	0

Punt Returns	no.	yds	avg	td	lg
SHELTON, Michael	8	70	8.8	0	37
Total	8	70	8.8	0	37
Opponents	8	35	4.4	0	16

Kick Returns	no.	yds	avg	td	lg
HIFO, Aleva	2	33	16.5	0	17
Total	2	33	16.5	0	17
Opponents	12	255	21.2	0	26

All Purpose	g	rush	rcv	pr	kr	ir	total	avg/g
CANADA, Sq	5	335	40	0	0	0	375	75.0
HIFO, Aleva	5	91	151	0	33	0	275	55.0
KATO, Lopini	5	156	85	0	0	0	241	48.2
LAULU-PUTU	5	0	120	0	0	0	120	24.0
BUSHMAN, M	5	0	109	0	0	0	109	21.8
Total	5	660	815	70	33	66	1644	328.8
Opponents	5	784	1017	35	255	20	2111	422.2

Total Offense	g	plays	rush	pass	total	avg/g
MANGUM, Tanner	5	149	-29	772	743	148.6
CANADA, Squally	5	68	335	0	335	67.0
KATO, Lopini	5	31	156	0	156	31.2
HIFO, Aleva	5	18	91	31	122	24.4
BURT, Riley	3	14	43	0	43	14.3
Total	5	314	660	815	1475	295.0
Opponents	5	329	784	1017	1801	360.2

BYU Game Results (as of Sep 29, 2018)
All games

Date	Opponent		Score	Overall	Conference	Time	Attend
09/01/18	at Arizona	W	28-23	1-0	0-0	3:24	51002
Sep 08, 2018	CAL	L	18-21	1-1	0-0	3:29	52602
Sep 15, 2018	at #6 Wisconsin	W	24-21	2-1	0-0	3:07	80720
Sep 22, 2018	MCNEESE	W	30-3	3-1	0-0	3:03	53223
09/29/18	at Washington	L	7-35	3-2	0-0	2:52	70155

BYU Overall Team Statistics (as of Sep 29, 2018)
All games

Team Statistics	BYU	OPP
SCORING	107	103
Points Per Game	21.4	20.6
Points Off Turnovers	34	7
FIRST DOWNS	79	101
Rushing	37	42
Passing	39	49
Penalty	3	10
RUSHING YARDAGE	660	784
Yards gained rushing	767	862
Yards lost rushing	107	78
Rushing Attempts	174	180
Average Per Rush	3.8	4.4
Average Per Game	132.0	156.8
TDs Rushing	8	10
PASSING YARDAGE	815	1017
Comp-Att-Int	87-140-2	100-149-4
Average Per Pass	5.8	6.8
Average Per Catch	9.4	10.2
Average Per Game	163.0	203.4
TDs Passing	4	4
TOTAL OFFENSE	1475	1801
Total Plays	314	329
Average Per Play	4.7	5.5
Average Per Game	295.0	360.2
KICK RETURNS: #-Yards	2-33	12-255
PUNT RETURNS: #-Yards	8-70	8-35
INT RETURNS: #-Yards	4-66	2-20
KICK RETURN AVERAGE	16.5	21.2
PUNT RETURN AVERAGE	8.8	4.4
INT RETURN AVERAGE	16.5	10.0
FUMBLES-LOST	6-2	7-5
PENALTIES-Yards	34-301	34-234
Average Per Game	60.2	46.8
PUNTS-Yards	24-1024	20-879
Average Per Punt	42.7	44.0
Net punt average	40.4	38.5
KICKOFFS-Yards	21-1321	21-1341
Average Per Kick	62.9	63.9
Net kick average	41.2	42.0
TIME OF POSSESSION/Game	30:34	29:26
3RD-DOWN Conversions	26/68	27/65
3rd-Down Pct	38%	42%
4TH-DOWN Conversions	3/7	6/9
4th-Down Pct	43%	67%
SACKS BY-Yards	6-57	5-40
MISC YARDS	40	0
TOUCHDOWNS SCORED	13	14
FIELD GOALS-ATTEMPTS	5-7	2-8
ON-SIDE KICKS	0-1	0-0
RED-ZONE SCORES	(13-16) 81%	(14-18) 78%
RED-ZONE TOUCHDOWNS	(10-16) 63%	(12-18) 67%
PAT-ATTEMPTS	(12-12) 100%	(13-13) 100%
ATTENDANCE	105825	201877
Games/Avg Per Game	2/52912	3/67292
Neutral Site Games		0/0

Score by Quarters	1st	2nd	3rd	4th	OT	Total
BYU	7	41	41	18	0	107
Opponents	24	31	21	27	0	103

BYU Overall Individual Statistics (as of Sep 29, 2018)
All games

Rushing	gp-gs	att	gain	loss	net	avg	td	lg	avg/g
CANADA, Squally	5-5	68	350	15	335	4.9	5	46	67.0
KATOA, Lopini	5-0	31	160	4	156	5.0	3	15	31.2
HIFO, Aleva	5-4	17	95	4	91	5.4	0	19	18.2
BURT, Riley	3-0	14	46	3	43	3.1	0	13	14.3
COLLIE, Dylan	5-0	6	35	6	29	4.8	0	14	5.8
HADLEY, Matt	4-0	3	25	2	23	7.7	0	20	5.8
PAU'U, Neil	5-1	4	13	0	13	3.2	0	8	2.6
HOGE, Beau	3-0	4	6	0	6	1.5	0	4	2.0
ROMNEY, Gunner	4-1	1	5	0	5	5.0	0	5	1.2
SIMON, Micah	5-2	3	14	12	2	0.7	0	8	0.4
WILSON, Zach	1-0	2	0	0	0	0.0	0	0	0.0
MILNE, Dax	3-2	3	5	6	-1	-0.3	0	5	-0.3
Team	5-0	6	0	13	-13	-2.2	0	0	-2.6
MANGUM, Tanner	5-5	12	13	42	-29	-2.4	0	3	-5.8
Total	5	174	767	107	660	3.8	8	46	132.0
Opponents	5	180	862	78	784	4.4	10	31	156.8

Punt Returns	no.	yds	avg	td	lg
SHELTON, Michael	8	70	8.8	0	37
Total	8	70	8.8	0	37
Opponents	8	35	4.4	0	16

Interceptions	no.	yds	avg	td	lg
SANDLIN, Rhett	1	20	20.0	0	20
JACOBSON, Tann	1	19	19.0	0	19
KAUFUSI, Isaiah	1	15	15.0	0	15
ANDERSON, Zayn	1	12	12.0	0	12
Total	4	66	16.5	0	20
Opponents	2	20	10.0	0	20

Kick Returns	no.	yds	avg	td	lg
HIFO, Aleva	2	33	16.5	0	17
Total	2	33	16.5	0	17
Opponents	12	255	21.2	0	26

Passing	gp-gs	effic	comp	att	in	pct	yds	td	lg	avg/g
MANGUM, Tanner	5-5	113.68	85	137	2	62.0	772	3	39	154.4
WILSON, Zach	1-0	100.40	1	2	0	50.0	12	0	12	12.0
HIFO, Aleva	5-4	690.40	1	1	0	100.	31	1	31	6.2
Total	5	117.61	87	140	2	62.1	815	4	39	163.0
Opponents	5	127.94	100	149	4	67.1	1017	4	52	203.4

Fumble Returns	no.	yds	avg	td	lg
GHANWOLOKU, D	1	36	36.0	1	36
TOFA, Alden	1	0	0.0	0	0
Total	2	36	18.0	1	36
Opponents	0	0	0.0	0	0

Receiving	gp-gs	no.	yds	avg	td	lg	avg/g
HIFO, Aleva	5-4	15	151	10.1	0	30	30.2
LAULU-PUTUTAU,	5-4	14	120	8.6	1	31	24.0
KATOA, Lopini	5-0	12	85	7.1	0	27	17.0
COLLIE, Dylan	5-0	7	59	8.4	0	22	11.8
HOLKER, Dallin	5-1	7	50	7.1	0	14	10.0
BUSHMAN, Matt	5-1	6	109	18.2	1	39	21.8
ROMNEY, Gunner	4-1	5	62	12.4	0	18	15.5
PAU'U, Neil	5-1	5	25	5.0	0	12	5.0
CANADA, Squally	5-5	4	40	10.0	0	15	8.0
SIMON, Micah	5-2	3	34	11.3	0	20	6.8
EL-BAKRI, Brayde	3-0	3	20	6.7	1	13	6.7
SHUMWAY, Talon	5-2	2	28	14.0	1	21	5.6
MILNE, Dax	3-2	2	16	8.0	0	9	5.3
DAVIS, Akile	5-0	1	12	12.0	0	12	2.4
BURT, Riley	3-0	1	4	4.0	0	4	1.3
Total	5	87	815	9.4	4	39	163.0
Opponents	5	100	1017	10.2	4	52	203.4

BYU Overall Individual Statistics (as of Sep 29, 2018)
All games

Scoring	td	fg	PAT				dx	saf	pts
			kick	rush	rcv	pass			
CANADA, Squally	5	-	-	-	-	-	-	-	30
SOUTHAM, Skyler	-	5-7	12-12	-	-	-	-	-	27
KATOA, Lopini	3	-	-	-	-	-	-	-	18
LAULU-PUTUTAU,	1	-	-	-	-	-	-	-	6
BUSHMAN, Matt	1	-	-	-	-	-	-	-	6
SHUMWAY, Talon	1	-	-	-	-	-	-	-	6
EL-BAKRI, Brayde	1	-	-	-	-	-	-	-	6
GHANWOLOKU, D	1	-	-	-	-	-	-	-	6
SIMON, Micah	-	-	-	-	1	-	-	-	2
MANGUM, Tanner	-	-	-	-	-	1-1	-	-	0
Total	13	5-7	12-12	-	1	1-1	-	-	107
Opponents	14	2-8	13-13	-	-	0-1	-	-	103

Total Offense	g	plays	rush	pass	total	avg/g
MANGUM, Tanner	5	149	-29	772	743	148.6
CANADA, Squally	5	68	335	0	335	67.0
KATOA, Lopini	5	31	156	0	156	31.2
HIFO, Aleva	5	18	91	31	122	24.4
BURT, Riley	3	14	43	0	43	14.3
COLLIE, Dylan	5	6	29	0	29	5.8
HADLEY, Matt	4	3	23	0	23	5.8
PAU'U, Neil	5	4	13	0	13	2.6
WILSON, Zach	1	4	0	12	12	12.0
HOGE, Beau	3	4	6	0	6	2.0
ROMNEY, Gunner	4	1	5	0	5	1.2
SIMON, Micah	5	3	2	0	2	0.4
MILNE, Dax	3	3	-1	0	-1	-0.3
Team	5	6	-13	0	-13	-2.6
Total	5	314	660	815	1475	295.0
Opponents	5	329	784	1017	1801	360.2

Field Goals	fg	pct.	01-19	20-29	30-39	40-49	50-99	lg	blk
SOUTHAM, Skyler	5-7	71.4	0-0	1-1	2-2	2-3	0-1	47	0

FG Sequence	BYU	Opponents
Arizona	-	43,(24)
CAL	(36)	-
Wisconsin	52,(45)	42
McNeese	(30),(22),(47)	(20),35,40
Washington	45	40,24

Punting	no.	yds	avg	lg	tb	fc	i2050+	blk
ALMOND, Rhett	21	905	43.1	52	1	7	5	4
JONES, Danny	3	119	39.7	43	0	0	1	0
Total	24	1024	42.7	52	1	7	6	4
Opponents	20	879	44.0	66	2	7	8	4

Kickoffs	no.	yds	avg	tb	ob	retn	net ydIn
MIKKELSEN, Andr	21	132	62.9	8	0		
Total	21	132	62.9	8	0	21.2	41.2
Opponents	21	134	63.9	17	1	16.5	42.0

Numbers in (parentheses) indicate field goal was made.

BYU Overall Individual Statistics (as of Sep 29, 2018)
All games

All Purpose	g	rush	rcv	pr	kr	ir	total	avg/g
CANADA, Sq	5	335	40	0	0	0	375	75.0
HIFO, Aleva	5	91	151	0	33	0	275	55.0
KATOA, Lopi	5	156	85	0	0	0	241	48.2
LAULU-PUT	5	0	120	0	0	0	120	24.0
BUSHMAN,	5	0	109	0	0	0	109	21.8
COLLIE, Dyla	5	29	59	0	0	0	88	17.6
SHELTON, M	5	0	0	70	0	0	70	14.0
ROMNEY, G	4	5	62	0	0	0	67	16.8
HOLKER, Dal	5	0	50	0	0	0	50	10.0
BURT, Riley	3	43	4	0	0	0	47	15.7
PAU'U, Neil	5	13	25	0	0	0	38	7.6
SIMON, Mica	5	2	34	0	0	0	36	7.2
SHUMWAY,	5	0	28	0	0	0	28	5.6
HADLEY, Ma	4	23	0	0	0	0	23	5.8
SANDLIN, Rh	5	0	0	0	0	20	20	4.0
EL-BAKRI, Br	3	0	20	0	0	0	20	6.7
JACOBSON,	3	0	0	0	0	19	19	6.3
MILNE, Dax	3	-1	16	0	0	0	15	5.0
KAUFUSI, Is	4	0	0	0	0	15	15	3.8
DAVIS, Akile	5	0	12	0	0	0	12	2.4
ANDERSON,	3	0	0	0	0	12	12	4.0
HOGUE, Beau	3	6	0	0	0	0	6	2.0
Team	5	-13	0	0	0	0	-13	-2.6
MANGUM, T	5	-29	0	0	0	0	-29	-5.8
Total	5	660	815	70	33	66	1644	328.8
Opponents	5	784	1017	35	255	20	2111	422.2

BYU Overall Defensive Statistics (as of Sep 29, 2018)
All games

##	Defensive Leaders	gp-gs	Tackles				tfl/yds	Sacks no-yds	Pass defense			Fumbles		blkd	
			ua	a	tot				int-yds	brup	qbh	rcv-yds	ff	kick	saf
16	TAKITAKI, Sione	5-5	24	7	31	3.0-3	.	.	3	1	
23	ANDERSON, Zayne	3-3	17	11	28	1.0-2	.	1-12	1	
90	KAUFUSI, Corbin	5-5	17	7	24	5.0-42	4.0-38	.	1	.	.	.	1	.	
11	LEE, Austin	5-5	13	8	21	1.0-8	1	.	.	
3C	WILCOX, Chris	5-5	17	3	20	2.0-2	.	.	1	
38	PAU'U, Butch	4-3	14	5	19	0.5-0	1	.	.	
1D	WARNER, Troy	5-2	8	7	15	
41	PULSIPHER, Adam	5-2	4	10	14	.	.	.	1	
5	GHANWOLOKU, Dayan	3-3	9	3	12	2-36	.	.	.	
95	TONGA, Khyiris	5-5	8	4	12	1.5-4	.	.	2	1	
18	SHELTON, Michael	5-5	8	4	12	.	.	.	1	.	.	1	1	.	
44	POWELL, Riggs	5-1	7	4	11	
93	EL-BAKRI, Bracken	5-5	6	4	10	
53	KAUFUSI, Isaiah	4-0	5	3	8	.	.	1-15	
52	PILI, Trajan	5-3	6	1	7	.	.	.	1	1	
28	POWELL, Sawyer	5-0	5	2	7	1-0	.	.	.	
25	JACOBSON, Tanner	3-0	3	3	6	.	.	1-19	
99	DAWE, Zac	5-0	4	2	6	1.0-8	1.0-8	
55	FAUATEA, Lorenzo	5-0	3	2	5	.	.	.	1	
54	TALIAULI, Merrill	5-2	2	3	5	
2	HADLEY, Matt	4-0	4	.	4	
30	ELLIS, Keenan	5-0	4	.	4	
91	TUIOTI-MARINER,	5-0	2	1	3	
92	KAUFUSI, Devin	5-1	1	1	2	
24	KAFENTZIS, Austin	5-0	.	2	2	
57	TOFA, Alden	3-0	.	2	2	1-0	.	.	.	
46	SANDLIN, Rhett	5-0	2	.	2	.	.	1-20	
97	CHAMBERS, Austin	3-0	.	2	2	
58	LEIATAUA, Uriah	3-0	1	1	2	
39	KAPISI, Jared	5-0	1	.	1	
13	SIMON, Micah	5-2	1	.	1	
17	LAULU-PUTUTAU,Moro	5-4	1	.	1	
36	MANDELL, D'Angelo	5-0	.	1	1	
50	SAMPSON, Nate	1-0	1	.	1	1	.	.	
47	KAUFUSI, Jackson	2-0	1	.	1	
10	HERRON, Isaiah	3-0	.	1	1	
35	EL-BAKRI, Brayden	3-0	1	.	1	
43	PRICE, Mitchell	5-0	1	.	1	
98	HARRIS, Mitch	5-0	1-0	.	.	.	
Total		5	201	104	305	15-69	6-57	4-66	12	3	5-36	4	2	.	
Opponents		5	190	112	302	30-87	5-40	2-20	23	7	2-0	5	.	.	

BYU Team Game-by-Game (as of Sep 29, 2018)
All games

TEAM STATISTICS

Date	Opponent	Rushing				Receiving				Passing				Kick Returns				Punt Returns				tot off
		no.	yds	td	lg	no.	yds	td	lg	cmp	att	int	yds	td	lg	no.	yds	td	lg	no.	yds	
09/01/18	at Arizona	43	183	3	13	18	209	1	30	18-28-0	209	1	30	0	0	0	0	3	45	0	37	392
Sep 08	CAL	33	91	0	13	22	196	1	24	22-41-2	196	1	24	1	17	0	17	3	-4	0	0	287
Sep 15	at Wisconsin	28	191	2	46	13	120	1	31	13-23-0	120	1	31	0	0	0	0	0	0	0	0	311
Sep 22	MCNEESE	42	161	2	20	16	130	1	16	16-27-0	130	1	16	0	0	0	0	2	29	0	21	291
09/29/18	at Washington	28	34	1	6	18	160	0	39	18-21-0	160	0	39	1	16	0	16	0	0	0	0	194
Opponents		174	660	8	46	87	815	4	39	87-140-2	815	4	39	2	33	0	17	8	70	0	37	1475
		180	784	10	31	100	1017	4	52	100-149-4	1017	4	52	12	255	0	26	8	35	0	16	1801

Games: 5 • Avg/rush: 3.8 • Avg/catch: 9.4 • Pass effic: 117.61 • KR avg: 16.5 • PR avg: 8.8 • All purpose avg/game: 328.8 • Total offense av

Date	Opponent	Tackles				Sacks	Fumble		Pass Defense			blkd	PAT Attempts			off			
		ua	a	total	tfl-yds	no-yds	ff	fr-yds	int-yds	qbh	brup	kick	kick	rush	rcv	saf	t/o	pts	
09/01/18	at Arizona	43	10	53	2.0-16	1.0-12	0	0-0	0-0	0	5	1	4-4	0	0	0	0	0	28
Sep 0	CAL	48	16	64	3.0-4	0.0-0	1	2-36	1-15	1	5	0	1-1	0	1	0	7	18	
Sep 1	at Wisconsin	41	42	83	3.0-13	2.0-12	0	0-0	1-12	1	1	0	3-3	0	0	0	7	24	
Sep 2	MCNEESE	35	10	45	4.0-19	2.0-9	2	2-0	2-39	1	1	1	3-3	0	0	0	13	30	
09/29/18	at Washington	34	26	60	3.0-17	1.0-13	1	1-0	0-0	0	0	0	1-1	0	0	0	7	7	
Opponents		201	104	305	15.0-69	5.0-46	4	5-36	4-66	3	12	2	12-12	0	1	0	34	107	
		190	112	302	30.0-87	5.0-40	5	2-0	2-20	7	23	0	13-13	0	0	0	7	103	

Date	Opponent	Punting							Field Goals			Kickoffs						
		no.	yds	avg	long	blkd	tb	fc	50+	i20	md-att	long	blkd	no.	yds	avg	tb	ob
09/01/18	at Arizona	4	160	40.0	44	0	0	2	0	1	0-0	0	0	5	324	64.8	2	0
Sep 0	CAL	6	266	44.3	52	0	1	2	2	2	1-1	36	0	3	190	63.3	0	0
Sep 1	at Wisconsin	4	193	48.2	50	0	0	1	2	2	1-2	45	0	5	309	61.8	1	0
Sep 2	MCNEESE	4	172	43.0	48	0	0	0	0	1	3-3	47	0	6	369	61.5	4	0
09/29/18	at Washington	6	233	38.8	48	0	0	2	0	0	0-1	0	0	2	129	64.5	1	0
Opponents		24	1024	42.7	52	0	1	7	4	6	5-7	47	0	21	1321	62.9	8	0
		20	879	44.0	66	0	2	7	4	8	2-8	24	2	21	1341	63.9	17	1

BYU Opponent Game-by-Game (as of Sep 29, 2018)
All games

OPPONENT STATISTICS

Date	Opponent	Rushing				Receiving				Passing				Kick Returns				Punt Returns				tot off		
		no.	yds	td	lg	no.	yds	td	lg	cmp	att	int	yds	td	lg	no.	yds	td	lg	no.	yds		td	lg
09/01/18	at Arizona	35	129	2	26	17	197	1	33	17	34	0	197	1	33	3	71	0	25	0	0	0	0	326
Sep 08	CAL	37	167	1	17	24	219	2	52	24	36	1	219	2	52	3	63	0	26	2	1	0	2	386
Sep 15	at Wisconsin	43	204	3	31	18	190	0	27	18	28	1	190	0	27	4	84	0	24	1	1	0	1	394
Sep 22	MCNEESE	28	73	0	14	18	134	0	39	18	26	2	134	0	39	2	37	0	22	2	17	0	12	207
09/29/18	at Washington	37	211	4	28	23	277	1	30	23	25	0	277	1	30	0	0	0	0	3	16	0	16	488
BYU		180	784	10	31	100	1017	4	52	100	149	4	1017	4	52	12	255	0	26	8	35	0	16	1801
BYU		174	660	8	46	87	815	4	39	87	140	2	815	4	39	2	33	0	17	8	70	0	37	1475

Games: 5 • Avg/rush: 4.4 • Avg/catch: 10.2 • Pass effic: 127.94 • KR avg: 21.2 • PR avg: 4.4 • All purpose avg/game: 422.2 • Total offense a

Date	Opponent	Tackles				Sacks	Fumble		Pass Defense			blkd	PAT Attempts			off			
		ua	a	total	tfl-yds	no-yds	ff	fr-yds	int-yds	qbh	brup	kick	kick	rush	rcv	saf	t/o	pts	
09/01/18	at Arizona	43	28	71	2.0-3	0.0-0	0	0-0	0-0	0	4	0	2-2	0	0	0	0	0	23
Sep 0	CAL	42	24	66	6.0-22	2.0-14	1	0-0	2-20	3	7	0	3-3	0	0	0	0	21	
Sep 1	at Wisconsin	24	24	48	6.0-16	1.0-5	0	0-0	0-0	4	5	0	3-3	0	0	0	0	21	
Sep 2	MCNEESE	50	8	58	8.0-10	0.0-0	1	1-0	0-0	0	5	0	0-0	0	0	0	0	3	
09/29/18	at Washington	31	28	59	8.0-36	2.0-21	3	1-0	0-0	0	2	0	5-5	0	0	0	7	35	
BYU		190	112	302	30.0-87	5.0-40	5	2-0	2-20	7	23	0	13-13	0	0	0	7	103	
BYU		201	104	305	15.0-69	5.0-46	4	5-36	4-66	3	12	2	12-12	0	1	0	34	107	

Date	Opponent	Punting							Field Goals			Kickoffs						
		no.	yds	avg	long	blkd	tb	fc	50+	i20	md-att	long	blkd	no.	yds	avg	tb	ob
09/01/18	at Arizona	5	228	45.6	53	0	1	1	1	1	1-2	24	1	5	322	64.4	4	1
Sep 0	CAL	6	255	42.5	48	0	0	2	0	3	0-0	0	0	4	260	65.0	3	0
Sep 1	at Wisconsin	4	172	43.0	63	0	0	3	1	2	0-1	0	0	4	260	65.0	4	0
Sep 2	MCNEESE	4	184	46.0	66	0	1	0	2	1	1-3	20	1	2	135	67.5	2	0
09/29/18	at Washington	1	40	40.0	40	0	0	1	0	1	0-2	0	0	6	364	60.7	4	0
BYU		20	879	44.0	66	0	2	7	4	8	2-8	24	2	21	1341	63.9	17	1
BYU		24	1024	42.7	52	0	1	7	4	6	5-7	47	0	21	1321	62.9	8	0

BYU Game Superlatives (as of Sep 29, 2018)
All games

INDIVIDUAL GAME HIGHS

Rushes	24	CANADA, Squally at Arizona (09/01/18)
Yards Rushing	118	CANADA, Squally at Wisconsin (Sep 15, 2018)
TD Rushes	3	CANADA, Squally at Arizona (09/01/18)
Long Rush	46	CANADA, Squally at Wisconsin (Sep 15, 2018)
Pass attempts	41	MANGUM, Tanner vs CAL (Sep 08, 2018)
Pass completions	22	MANGUM, Tanner vs CAL (Sep 08, 2018)
Yards Passing	209	MANGUM, Tanner at Arizona (09/01/18)
TD Passes	1	MANGUM, Tanner at Arizona (09/01/18)
	1	MANGUM, Tanner vs CAL (Sep 08, 2018)
	1	HIFO, Aleva at Wisconsin (Sep 15, 2018)
	1	MANGUM, Tanner vs McNeese (Sep 22, 2018)
Long Pass	39	MANGUM, Tanner at Washington (09/29/18)
Receptions	7	KATOA, Lopini at Washington (09/29/18)
Yards Receiving	66	KATOA, Lopini at Washington (09/29/18)
TD Receptions	1	BUSHMAN, Matt at Arizona (09/01/18)
	1	EL-BAKRI, Brayden vs CAL (Sep 08, 2018)
	1	LAULU-PUTUTAU, Moroni at Wisconsin (Sep 15, 2018)
	1	SHUMWAY, Talon vs McNeese (Sep 22, 2018)
Long Reception	39	BUSHMAN, Matt at Washington (09/29/18)
Field Goals	3	SOUTHAM, Skyler vs McNeese (Sep 22, 2018)
Long Field Goal	47	SOUTHAM, Skyler vs McNeese (Sep 22, 2018)
Punts	6	ALMOND, Rhett vs CAL (Sep 08, 2018)
Punting Avg	48.2	ALMOND, Rhett at Wisconsin (Sep 15, 2018)
Long Punt	52	ALMOND, Rhett vs CAL (Sep 08, 2018)
Punts inside 20	2	ALMOND, Rhett vs CAL (Sep 08, 2018)
	2	ALMOND, Rhett at Wisconsin (Sep 15, 2018)
Long Punt Return	37	SHELTON, Michael at Arizona (09/01/18)
Long Kickoff Return	17	HIFO, Aleva vs CAL (Sep 08, 2018)
Tackles	12	ANDERSON, Zayne vs CAL (Sep 08, 2018)
	12	TAKITAKI, Sione at Wisconsin (Sep 15, 2018)
Sacks	1.0	KAUFUSI, Corbin at Arizona (09/01/18)
	1.0	KAUFUSI, Corbin at Wisconsin (Sep 15, 2018)
	1.0	DAWE, Zac at Wisconsin (Sep 15, 2018)
	1.0	KAUFUSI, Corbin vs McNeese (Sep 22, 2018)
	1.0	KAUFUSI, Corbin at Washington (09/29/18)
Tackles For Loss	2.0	KAUFUSI, Corbin at Arizona (09/01/18)
	2.0	TAKITAKI, Sione vs CAL (Sep 08, 2018)
	2.0	WILCOX, Chris vs McNeese (Sep 22, 2018)
Interceptions	1	KAUFUSI, Isaiah vs CAL (Sep 08, 2018)
	1	ANDERSON, Zayne at Wisconsin (Sep 15, 2018)
	1	JACOBSON, Tanner vs McNeese (Sep 22, 2018)
	1	SANDLIN, Rhett vs McNeese (Sep 22, 2018)

BYU Game Superlatives (as of Sep 29, 2018)
All games

TEAM GAME HIGHS

Rushes	43	at Arizona (09/01/18)
Yards Rushing	191	at Wisconsin (Sep 15, 2018)
Yards Per Rush	6.8	at Wisconsin (Sep 15, 2018)
TD Rushes	3	at Arizona (09/01/18)
Pass attempts	41	vs CAL (Sep 08, 2018)
Pass completions	22	vs CAL (Sep 08, 2018)
Yards Passing	209	at Arizona (09/01/18)
Yards Per Pass	7.6	at Washington (09/29/18)
TD Passes	1	at Arizona (09/01/18)
	1	vs CAL (Sep 08, 2018)
	1	at Wisconsin (Sep 15, 2018)
	1	vs McNeese (Sep 22, 2018)
Total Plays	74	vs CAL (Sep 08, 2018)
Total Offense	392	at Arizona (09/01/18)
Yards Per Play	6.1	at Wisconsin (Sep 15, 2018)
Points	30	vs McNeese (Sep 22, 2018)
Sacks By	2	at Wisconsin (Sep 15, 2018)
	2	vs McNeese (Sep 22, 2018)
First Downs	23	at Arizona (09/01/18)
Penalties	10	at Arizona (09/01/18)
Penalty Yards	94	at Arizona (09/01/18)
Turnovers	2	vs CAL (Sep 08, 2018)
Interceptions By	2	vs McNeese (Sep 22, 2018)
Punts	6	vs CAL (Sep 08, 2018)
	6	at Washington (09/29/18)
Punting Avg	48.2	at Wisconsin (Sep 15, 2018)
Long Punt	52	vs CAL (Sep 08, 2018)
Punts inside 20	2	vs CAL (Sep 08, 2018)
	2	at Wisconsin (Sep 15, 2018)
Long Punt Return	37	at Arizona (09/01/18)

BYU Game Superlatives (as of Sep 29, 2018)
All games

OPPONENT INDIVIDUAL GAME HIGHS

Rushes	26	Taylor, J., at Wisconsin (Sep 15, 2018)
Yards Rushing	117	Taylor, J., at Wisconsin (Sep 15, 2018)
TD Rushes	2	Deal, Taiwan, at Wisconsin (Sep 15, 2018)
	2	Ahmed, Salvon, at Washington (09/29/18)
Long Rush	31	Groshek, G., at Wisconsin (Sep 15, 2018)
Pass attempts	34	Tate, K., at Arizona (09/01/18)
Pass completions	23	Browning, Jake, at Washington (09/29/18)
Yards Passing	277	Browning, Jake, at Washington (09/29/18)
TD Passes	2	Garbers, Chase, vs CAL (Sep 08, 2018)
Long Pass	52	Garbers, Chase, vs CAL (Sep 08, 2018)
Receptions	8	Noa, Kanawai, vs CAL (Sep 08, 2018)
	8	Fuller, Aaron, at Washington (09/29/18)
Yards Receiving	107	Fuller, Aaron, at Washington (09/29/18)
TD Receptions	1	Ellison, T., at Arizona (09/01/18)
	1	Laird, Patrick, vs CAL (Sep 08, 2018)
	1	Noa, Kanawai, vs CAL (Sep 08, 2018)
	1	Sample, Drew, at Washington (09/29/18)
Long Reception	52	Noa, Kanawai, vs CAL (Sep 08, 2018)
Field Goals	1	Havrisik, L., at Arizona (09/01/18)
	1	Raborn, Gunnar, vs McNeese (Sep 22, 2018)
Long Field Goal	24	Havrisik, L., at Arizona (09/01/18)
Punts	6	Coutts, Steven, vs CAL (Sep 08, 2018)
Punting Avg	46.0	Kjellsten, Alex, vs McNeese (Sep 22, 2018)
Long Punt	66	Kjellsten, Alex, vs McNeese (Sep 22, 2018)
Punts inside 20	3	Coutts, Steven, vs CAL (Sep 08, 2018)
Long Punt Return	16	Fuller, Aaron, at Washington (09/29/18)
Long Kickoff Return	26	Davis, Ashtyn, vs CAL (Sep 08, 2018)
Tackles	16	Schooler, C., at Arizona (09/01/18)
Sacks	1.0	Funches, Alex, vs CAL (Sep 08, 2018)
	1.0	Johnson, Zeanda, vs CAL (Sep 08, 2018)
	1.0	Sagapolu, Olive, at Wisconsin (Sep 15, 2018)
	1.0	Bryant, Myles, at Washington (09/29/18)
	1.0	Rapp, Taylor, at Washington (09/29/18)
Tackles For Loss	2.5	McCoy, Cory, vs McNeese (Sep 22, 2018)
Interceptions	1	Hawkins, Jaylin, vs CAL (Sep 08, 2018)
	1	Beck, Traveon, vs CAL (Sep 08, 2018)

BYU Game Superlatives (as of Sep 29, 2018)
All games

OPPONENT TEAM GAME HIGHS

Rushes	43	at Wisconsin (Sep 15, 2018)
Yards Rushing	211	at Washington (09/29/18)
Yards Per Rush	5.7	at Washington (09/29/18)
TD Rushes	4	at Washington (09/29/18)
Pass attempts	36	vs CAL (Sep 08, 2018)
Pass completions	24	vs CAL (Sep 08, 2018)
Yards Passing	277	at Washington (09/29/18)
Yards Per Pass	11.1	at Washington (09/29/18)
TD Passes	2	vs CAL (Sep 08, 2018)
Total Plays	73	vs CAL (Sep 08, 2018)
Total Offense	488	at Washington (09/29/18)
Yards Per Play	7.9	at Washington (09/29/18)
Points	35	at Washington (09/29/18)
Sacks By	2	vs CAL (Sep 08, 2018)
	2	at Washington (09/29/18)
First Downs	27	at Washington (09/29/18)
Penalties	10	vs McNeese (Sep 22, 2018)
Penalty Yards	70	vs McNeese (Sep 22, 2018)
Turnovers	4	vs McNeese (Sep 22, 2018)
Interceptions By	2	vs CAL (Sep 08, 2018)
Punts	6	vs CAL (Sep 08, 2018)
Punting Avg	46.0	vs McNeese (Sep 22, 2018)
Long Punt	66	vs McNeese (Sep 22, 2018)
Punts inside 20	3	vs CAL (Sep 08, 2018)
Long Punt Return	16	at Washington (09/29/18)

BYU Red-Zone Results (as of Sep 29, 2018)
All games

BYU Inside Opponent Red-Zone

Date	Opponent	Score	Times In RZ	Times Score	Total Pts	Rush TDs	Pass TDs	FGs Made	Failed to score inside RZ						
									FGA	Dow	Int	Fum	Half	Gam	
09/01/18	at Arizona	28-23	3	3	21	3	3	0	0	0	0	0	0	0	0
Sep 08, 201	CAL	L 18-21	3	2	11	1	0	1	1	0	0	1	0	0	0
Sep 15, 201	at Wisconsin	24-21	2	2	14	2	2	0	0	0	0	0	0	0	0
Sep 22, 201	MCNEESE	30-3	6	5	27	3	2	1	2	0	0	0	0	1	0
09/29/18	at Washington	L 7-35	2	1	7	1	1	0	0	1	0	0	0	0	0
Totals			16	13	80	10	8	2	3	1	0	1	0	1	0

13 of 16 (81.2%)

Opponents Inside BYU Red-Zone

Date	Opponent	Score	Times In RZ	Times Score	Total Pts	Rush TDs	Pass TDs	FGs Made	Failed to score inside RZ						
									FGA	Dow	Int	Fum	Half	Gam	
09/01/18	at Arizona	28-23	4	4	23	3	2	1	1	0	0	0	0	0	0
Sep 08, 201	CAL	L 18-21	2	1	7	1	1	0	0	0	1	0	0	0	0
Sep 15, 201	at Wisconsin	24-21	3	3	21	3	3	0	0	0	0	0	0	0	0
Sep 22, 201	MCNEESE	30-3	2	1	3	0	0	0	1	1	0	0	0	0	0
09/29/18	at Washington	L 7-35	7	5	35	5	4	1	0	2	0	0	0	0	0
Totals			18	14	89	12	10	2	2	3	1	0	0	0	0

14 of 18 (77.8%)

BYU Games Played (as of Sep 29, 2018)
All games

##	PLAYER	GP-GS	ARIZ	CAL	WIS	MCN	WASH
26	ALMOND, Rhett	5/-	XXX	XXX	XXX	XXX	XXX
23	ANDERSON, Zayne	3/3	START	START	START
3D	ARMSTRONG, I.	5/-	XXX	XXX	XXX	XXX	XXX
34	BURT, Riley	3/-	XXX	XXX	XXX
89	BUSHMAN, Matt	5/1	START	XXX	XXX	XXX	XXX
22	CANADA, Squally	5/5	START	START	START	START	START
97	CHAMBERS, A.	3/-	XXX	XXX	XXX
67	CHRISTENSEN, B.	5/5	START	START	START	START	START
3	COLLIE, Dylan	5/-	XXX	XXX	XXX	XXX	XXX
37	CRIDDLE, Matt	5/-	XXX	XXX	XXX	XXX	XXX
1	DAVIS, Akile	5/-	XXX	XXX	XXX	XXX	XXX
99	DAWE, Zac	5/-	XXX	XXX	XXX	XXX	XXX
93	EL-BAKRI, Brac.	5/5	START	START	START	START	START
35	EL-BAKRI, Bray.	3/-	XXX	XXX	XXX
30	ELLIS, Keenan	5/-	XXX	XXX	XXX	XXX	XXX
66	EMPEY, James	5/5	START	START	START	START	START
55	FAUATEA, L.	5/-	XXX	XXX	XXX	XXX	XXX
64	FOLEY, Matt	1/-	XXX
27	FOWLER, Gavin	5/-	XXX	XXX	XXX	XXX	XXX
5	GHANWOLOKU, D.	3/3	START	START	START
2	HADLEY, Matt	4/-	XXX	XXX	...	XXX	XXX
33	Harris, Coy	1/-	XXX
98	HARRIS, Mitch	5/-	XXX	XXX	XXX	XXX	XXX
77	HERRING, C.	5/-	XXX	XXX	XXX	XXX	XXX
10	HERRON, Isaiah	3/-	XXX	XXX	XXX
15	HIFO, Aleva	5/4	START	START	START	XXX	START
7	HOGGE, Beau	3/-	...	XXX	...	XXX	XXX
69	HOGGE, Tristen	5/5	START	START	START	START	START
32	HOLKER, Dallin	5/1	XXX	XXX	START	XXX	XXX
71	HOYT, Austin	5/5	START	START	START	START	START
25	JACOBSON, T.	3/-	XXX	XXX	XXX
70	JIMENEZ, Jacob	2/-	XXX	XXX
19	JONES, Danny	2/-	XXX	XXX
24	KAFENTZIS, A.	5/-	XXX	XXX	XXX	XXX	XXX
94	KALUHIOKALANI,K	1/-	XXX	...
39	KAPISI, Jared	5/-	XXX	XXX	XXX	XXX	XXX
4	KATOA, Lopini	5/-	XXX	XXX	XXX	XXX	XXX
90	KAUFUSI, Corbin	5/5	START	START	START	START	START
92	KAUFUSI, Devin	5/1	XXX	XXX	XXX	XXX	START
53	KAUFUSI, Isaiah	4/-	...	XXX	XXX	XXX	XXX
47	KAUFUSI, J.	2/-	XXX	XXX
76	LaCHANCE, H.	1/-	XXX	...
73	LAPUAHO, Ului	5/-	XXX	XXX	XXX	XXX	XXX
17	LAULU-PUTUTAU,M	5/4	XXX	START	START	START	START
11	LEE, Austin	5/5	START	START	START	START	START
58	LEIATAUA, U.	3/-	XXX	XXX	XXX
74	LONGSON, K.	3/-	XXX	XXX	XXX

BYU Games Played (as of Sep 29, 2018)
All games

##	PLAYER	GP-GS	ARIZ	CAL	WIS	MCN	WASH
83	LOTULELEI, I.	2/-	...	XXX	...	XXX	...
36	MANDELL, D.	5/-	XXX	XXX	XXX	XXX	XXX
12	MANGUM, Tanner	5/5	START	START	START	START	START
29	MIKKELSEN, A.	5/-	XXX	XXX	XXX	XXX	XXX
82	MILNE, Dax	3/2	XXX	START	START
1C	MOORE, Malik	5/-	XXX	XXX	XXX	XXX	XXX
88	NWIGWE, JJ	4/1	XXX	START	XXX	XXX	...
38	PAU'U, Butch	4/3	START	START	...	XXX	START
84	PAU'U, Neil	5/1	START	XXX	XXX	XXX	XXX
52	PILI, Trajan	5/3	START	START	XXX	START	XXX
44	POWELL, Riggs	5/1	XXX	XXX	XXX	START	XXX
28	POWELL, Sawyer	5/-	XXX	XXX	XXX	XXX	XXX
43	PRICE, Mitchell	5/-	XXX	XXX	XXX	XXX	XXX
41	PULSIPHER, Adam	5/2	XXX	XXX	START	START	XXX
87	PULSIPHER, Add.	5/1	XXX	START	XXX	XXX	XXX
80	ROMNEY, Gunner	4/1	...	XXX	XXX	START	XXX
61	SALEAPAGA, K.	3/3	START	START	START
50	SAMPSON, Nate	1/-	XXX	...
46	SANDLIN, Rhett	5/-	XXX	XXX	XXX	XXX	XXX
18	SHELTON, M.	5/5	START	START	START	START	START
59	SHOAF, Thomas	5/2	START	START	XXX	XXX	XXX
21	SHUMWAY, Talon	5/2	XXX	XXX	START	XXX	START
13	SIMON, Micah	5/2	START	XXX	XXX	START	XXX
20	SOUTHAM, Skyler	5/-	XXX	XXX	XXX	XXX	XXX
16	TAKITAKI, Sione	5/5	START	START	START	START	START
54	TALIAULI, M.	5/2	XXX	XXX	START	XXX	START
57	TOFA, Alden	3/-	XXX	XXX	XXX
95	TONGA, Khyiris	5/5	START	START	START	START	START
51	TUILOMA, Jeddy	1/-	XXX	...
91	TUIOTI-MARINER,	5/-	XXX	XXX	XXX	XXX	XXX
1D	WARNER, Troy	5/2	XXX	XXX	XXX	START	START
3C	WILCOX, Chris	5/5	START	START	START	START	START
1B	WILSON, Zach	1/-	XXX	...