

SOFTBALL

ARI DAVIS, BYU Athletic Communications | O: (801) 422-9768 | C: (801) 243-8265 | softball_sid@byu.edu | twitter: @byusoftball


MWC Champions 2001	MWC Champions 2005	MWC Champions 2007	MWC Champions 2009	MWC Champions 2010	MWC Champions 2011	WAC Champions 2012	PCSC Champions 2013	WCC Champions 2014	WCC Champions 2015	WCC Champions 2016	WCC Champions 2017	WCC Champions 2018	NCAA Regionals 15 appearances 14 straight '05-'18
---------------------------------	---------------------------------	---------------------------------	---------------------------------	---------------------------------	---------------------------------	---------------------------------	----------------------------------	---------------------------------	---------------------------------	---------------------------------	---------------------------------	---------------------------------	--

BYU 2019 SCHEDULE

Puerto Vallarta College Challenge (Puerto Vallarta, Mexico)			
2/7	Thu	South Carolina	L, 4-3
2/7	Thu	Baylor	W, 4-3
2/8	Fri	Liberty	L, 13-3
2/9	Sat	North Carolina	L, 5-4
Boyd Gaming Rebel Classic (Las Vegas, Nev.)			
2/14	Thu	Fordham	1 p.m. PST
2/14	Thu	Hawai'i	5 p.m. PST
2/15	Fri	UC Davis	1:30 p.m. PST
2/15	Fri	Georgetown	3:30 p.m. PST
2/16	Sat	UTEP	11 a.m. PST
Mary Nutter Collegiate Classic (Cathedral City, Calif.)			
2/21	Thu	Nebraska	10:30 am PST
2/21	Thu	Missouri	1 pm PST
2/22	Fri	Northwestern	12:30 pm PST
2/22	Fri	Oklahoma	3:30 pm PST
2/23	Sat	UCSB	3 pm PST
San Diego Classic (San Diego, Calif.)			
2/28	Thu	San Diego State	5 pm PST
3/1	Fri	San Jose State	9 am PST
3/1	Fri	Florida Gulf Coast	2 pm PST
3/2	Sat	ICU	11:30 am PST
3/2	Sat	UC Davis	2 pm PST
UCLA/Long Beach State Invitational (Los Angeles, Calif.)			
3/7	Thu	Robert Morris	9 am PST
3/7	Thu	Long Beach State	11:30 am PST
3/8	Fri	Ohio	11:30 am PST
3/8	Fri	Boston	2 pm PST
3/9	Sat	UCLA	3 pm PST
Tennessee Invite (Knoxville, Tenn.)			
3/14	Thurs	Tennessee	TBA
3/15	Fri	Texas	TBA
3/16	Fri	Tennessee	TBA
3/16	Sat	Texas	TBA
3/26	Tue	Utah Valley	4 pm MDT
3/28	Thu	UTSA	3 pm CDT
3/28	Thu	UTSA	5:30 pm CDT
3/29	Fri	Texas A&M	6 pm CDT
3/29	Fri	Texas A&M	2 pm CDT
4/2	Tue	Southern Utah	3 pm MDT
4/5	Fri	Loyola Marymount*	2 pm PDT
4/6	Sat	Loyola Marymount*	12 pm PDT
4/6	Sat	Loyola Marymount*	2:30 PDT
4/9	Tue	Utah State	4 pm MDT
4/12	Fri	Pacific*	5 pm MDT
4/12	Fri	Pacific*	7 pm MDT
4/13	Sat	Pacific*	1 pm MDT
BYUtv BYUtv TheW.tv			
UCCU Crosstown Clash			
4/16	Tue	Utah Valley	6 pm MDT
4/17	Wed	Washington	6 pm MDT
4/24	Wed	Southern Utah	6 pm MDT
4/26	Fri	San Diego*	5 pm MDT
4/26	Fri	San Diego*	7 pm MDT
4/27	Sat	San Diego*	1 pm MDT
BYUtv			
Deseret First Duel			
5/1	Wed	Utah	6 pm MDT
BYUtv			
5/3	Fri	Saint Mary's*	3 pm PDT
5/4	Sat	Saint Mary's*	12 pm PDT
5/4	Sat	Saint Mary's*	2 pm PDT
5/6	Mon	Colorado State	2:30 pm MDT
BYUtv			
5/7	Tue	Utah State	6 pm MDT
BYUtv			
5/10	Fri	Santa Clara	4 pm PDT
5/10	Fri	Santa Clara	6 pm PDT
5/11	Sat	Santa Clara	11 am PDT

Bold = at home
* WCC game
All times local to site

BOYD GAMING REBEL CLASSIC



BYU (1-3, 0-0 WCC) COUGARS

Head Coach: Gordon Eakin
Div. I Career Record 641-294
Last season 17th season
2018 Record 36-22, 13-1
Last time out 3-1 at PVCC

	Fordham (3-2, 0-0 Atlantic 10) RAMS	Head Coach: Melissa Inouye (1st season) 2018 Record: 33-23, 18-4
	Hawai'i (4-1, 0-0 MWC) RAINBOW WARRIORS	Head Coach: Bob Coolen (32nd season) 2018 Record: 23-27, 7-14
	UC Davis (3-1, 0-0 Big West) AGGIES	Head Coach: Erin Thorpe (5th season) 2018 Record: 27-24, 9-12
	Georgetown (1-3, 0-0 Big East) HOYAS	Head Coach: Pat Conlan (14th season) 2018 Record: 16-36, 7-13
	UTEP (1-3, 0-0 USA) MINERS	Head Coach: Tobin Echo-Hawk (11th season) 2018 Record: 21-33, 10-14

BYU STORYLINES

- **FIVE GAME TOURNAMENT.** The Boyd Gaming Rebel Classic is the first of four straight tournaments where BYU will play five games in a weekend. The other tournaments include the Mary Nutter Collegiate Classic, San Diego Classic and the UCLA/Long Beach State Invitational
- **POWER AT THE PLATE.** BYU captain Libby Sugg returns for her final season at BYU. The two-time captain has been named to the USA Softball College Softball Player of the Year watch list and was named NFCA All-American Third Team after the 2018 season. She finished the season ranked nationally as No. 7 in RBI (67), No. 10 in RBI per game (1.16), No. 32 in batting average (0.414), No. 33 in on base percentage (0.707) and No. 58 in slugging percentage
- **RETURN TO VEGAS.** This is the 14th consecutive year that BYU will travel to Las Vegas for a tournament before conference play begins. The Cougars first went in 2005 when the tournament was called the Louisville Slugger Desert Class. Last season, BYU came away with a 3-2 record beating Hawai'i, Florida International and New Mexico.
- **SENIOR LEADERSHIP.** The Cougars return four seniors: Libby Sugg, Allie Hancock, Olivia Sanchez and Lexi Tarrow. Sugg and Hancock have been named captains of the team while all four players could be starters for the Cougars. Sugg and Tarrow were named All-WCC First Team following the 2018 season.

BYU NUMERICAL ROSTER

No.	Name	B/T	HT	POS	YR	Hometown/Previous School
1	Brooke Vander Heide	L/L	5-7	OF	JR	Sandy, UT/Alta HS
2	Rylee Jensen	L/L	5-8	OF	JR	Idaho Fall, ID/Skyline HS
3	Marissa Chavez	R/R	5-6	INF	SO	Covina, CA/Charter Oaks HS
5	Taylei Williams	R/R	5-6	INF	SO	Mona, UT/Southern Utah University
6	Ashley Godfrey	R/R	5-6	INF	SR	Buckeye, AZ/Estrella Foothills HS
7	Alyssa Podhuncak	R/R	5-8	INF	FR	Torrance, CA/South Torrance H
8	Emilee Erickson	R/R	5-10	3B	RS JR	Phoenix, AZ/Sandra Day O'Connor HS
10	Arissa Paulson	R/R	5-10	P	RS SO	Payson, AZ/Payson HS
11	Morgan Bevell	R/R	5-10	C	SO	Issaquah, WA/Issaquah HS
13	Bridget Fleener	L/R	5-6	C	SO	Camarillo, CA/Camarillo HS
16	Brooke Hill	R/R	6-0	1B	FR	Lexington, KY/Paul Laurence Dunbar HS
17	Erin Miklus	L/R	5-2	2B	SO	Altoona, IA/Southeast Polk HS
20	Autumn Moffat	R/R	5-7	P	SO	Eagle, ID/Eagle HS
21	Libby Sugg	R/R	5-7	C	SR	Franklin, TN/Franklin HS
24	Olivia Sanchez	R/R	5-7	P/1B	SR	Murrieta, CA/Murrieta Valley HS
26	Lexi Tarrow	L/R	5-8	OF	SR	Olympia, WA/A.G. West Black Hills HS
27	Allie Hancock	R/R	5-10	1B	SR	Gilbert AZ/ Basha HS
33	Kerisa Viramontes	R/R	5-5	P	JR	Norco, CA/Norco HS
55	Martha Epenesa	R/R	5-9	INF	RS FR	Moreno Valley, CA/Valley View HS
77	Reggie Kanagawa	R/R	6-2	P	FR	Blue Springs, MI/Blue Springs HS
99	Aubrielle Paulson	L/R	5-4	OF	FR	Payson, AZ/Payson HS

Head Coach: Gordon Eakin (17th year)
Assistant Coach: Pete Meredith (6th year)
Assistant Coach: AJ Taulai'i (2nd year)

Volunteer Assistant Coach: Ginn Barnes (1st year)
Athletic Trainer: Kenzi Booth (2nd year)
Softball Operations: Bridget Bergstrom (2nd year)

2019 QUICK FACTS

BRIGHAM YOUNG UNIVERSITY
SCHOOL INFORMATION

Name of School: Brigham Young University
City/Zip: Provo, Utah 84602
Founded: 1875
Enrollment 33,395
Nickname: Cougars
School colors: Blue and White
Home Field/Capacity: Gail Miller Field/2,100
Surface: Grass
Affiliation: Division I
Conference: West Coast Conference
President: Kevin J Worthen, J.D.
Alma Mater, Year: BYU, 1982
Athletic Director: Tom Holmoe
Alma Mater, Year: BYU, 1983
Athletic Department Phone: (801) 422-2096
Ticket Office Phone: (801) 378-2465
Athletic Website: byucougars.com

BYU COACHING STAFF

Head Coach: Gordon Eakin
Record at School (years): 642-296
Career Div. I Record (years): Same
Assistant Coach/Pitching Coach: Pete Meredith (6th year)
Assistant Coach: AJ Tauali'i (2nd year)
Volunteer Assistant Coach: Ginn Barns (1st year)
Softball Operations: Bridget Bergstrom (2nd year)
Athletic Trainer: Kenzi Booth (2nd year)

BYU HISTORY

First Year of Softball: 2000 (20th season)
Overall All-Time Record: 687-350 (.664)
Home Record: 222-51 (.813)
Winning Seasons: 18 (last 2018)
Conference Championships: 13 (last 2018)
Total NCAA Appearances (record): 14 (19-28)
Last NCAA Appearance: 2018
Result: Loss vs. Drake, Win vs. UAlbany, Loss vs. Drake
In-State Opponent Record: 160-33 (.829)
Record vs. WCC Opponents: 51-8 (.864)

BYU TEAM INFORMATION

2018 Overall Record: 36-22
Conference Record/Finish: 13-1 / 1st
2018 Postseason: NCAA Eugene Regional, 1-2 record
2018 Final RPI Ranking: 51
Starters Returning/Lost: 4/4
Lettermen Returning/Lost: 15/5
Newcomers: 4

SOFTBALL CONTACTS

Ari Davis
Softball Media Relations Director
Office: (801) 422-8999
Cell: (801) 243-8265
Email: softball_sid@byu.edu

Kenny Cox
Assistant Softball Media Relations
Office: (801) 422-5202; Cell: (801) 420-7703
Email: kenny_cox@byu.edu

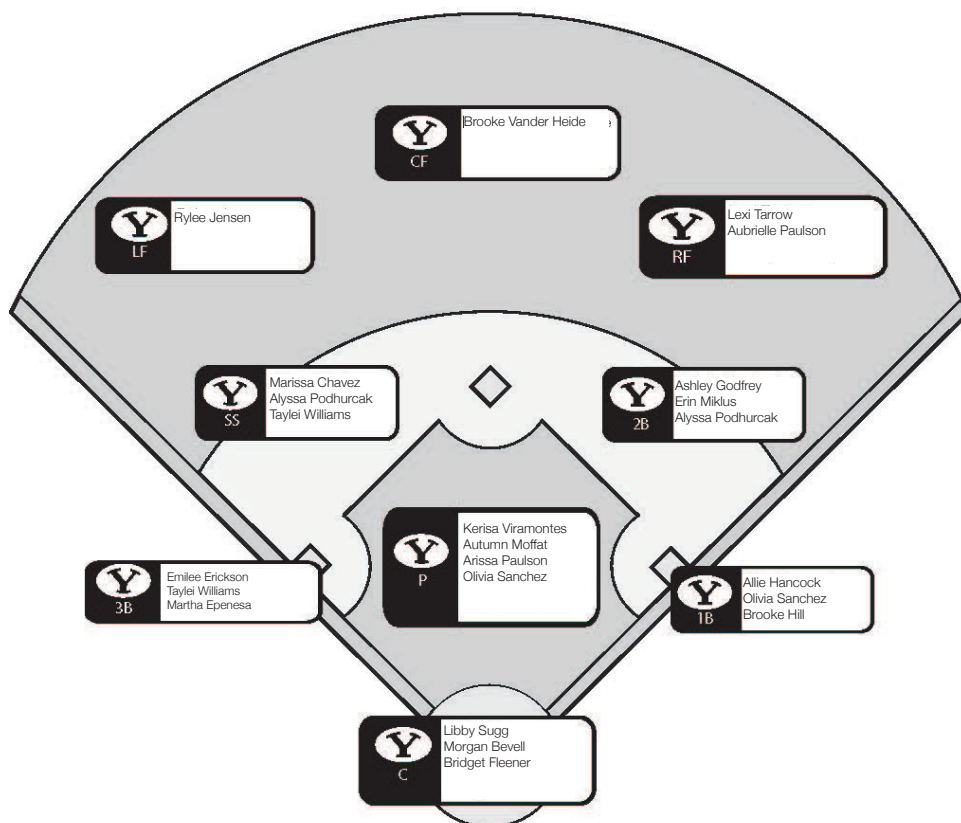
Duff Tittle
Associate AD/Communications
Office: (801) 422-8948; Cell: (801) 372-4401
Email: duff_tittle@byu.edu

Athletic Communications Fax: (801) 422-0633
Mailing Address: 30 SFH, Provo, UT 84602-2239

BYU SOFTBALL BY THE NUMBERS

- 3** Over the four games at the Puerto Vallarta Challenge, three BYU softball players hit balls over the fence. Allie Hancock, Ashley Godfrey and Emilee Erickson all hit their first home run of the 2019 season.
- 4** The Cougars welcome four newcomers onto this year's squad: Brooke Hill, Reggie Kanagawa, Aubrielle Paulson and Alyssa Podhurcak
- 10** After taking the 2018 WCC title for the fifth time, BYU has won 10 conference championships in a row, spanning four different conferences (MWC, WAC, PCSC, WCC).
- 13** The Cougars will play 13 teams from all of the Power 5 conferences in 2018 including four from the SEC, three from both the Big 12 and Pac-12 and one from the ACC and Big Ten.
- 15** In the preseason USA Today/NFCA Coaches and the ESPN.com/USA Softball polls, BYU has 15 opponents ranked in the top 25.
- 23** Finishing the 2018 season, BYU ranked No. 23 nationally in slugging percentage at 0.476. The team was led by senior Libby Sugg with a slugging percentage of 0.707 ranking No. 58 nationally.

ROSTER BY POSITION



NATIONAL RANKINGS**USA Today/NFCA Coaches Preseason Poll
(02/12/19)**

1	Florida State (26)	787	5-0	1
2	UCLA (3)	768	5-0	2
3	Oklahoma (1)	719	5-0	4
4	Florida (1)	712	5-0	5
5	Washington (1)	665	4-1	3
6	Tennessee	623	5-0	8
7	Alabama	582	5-0	9
8	LSU	573	6-0	11
9	Arizona	517	3-2	7
10	Georgia	509	4-1	6
11	Texas	451	4-0	16
12	Arkansas	443	5-0	14
13	Louisiana	430	5-0	15
14	Arizona State	397	4-1	12
15	South Carolina	367	3-2	9
16	Baylor	240	3-2	18
17	Michigan	222	3-2	19
18	Kentucky	216	2-3	13
19	Oregon	194	5-0	25
20	Oklahoma State	181	4-1	22
21	Auburn	142	3-2	17
22	Texas A&M	136	4-1	20
23	James Madison	99	0-0	23
24	Indiana	75	5-0	NR
25	Mississippi State	67	4-1	24

Receiving Votes: Oregon State (59), Minnesota (53), North Carolina State (29), California (27), Illinois (21), Notre Dame (20), Ohio State (20), *Northwestern* (15), Hofstra (12), Louisiana Tech (10), Loyola Marymount (7), Ole Miss (6), *Utah* (5), Liberty (4), North Carolina (4), Boise State (1), Cal State Fullerton (1), Texas Tech (1).

**ESPN.com/USA Softball
(02/12/19)**

#	Team (1st place)	Points	2017 Rnk.
1	UCLA (12)	44-3	1
2	Oregon (8)	41-7	2
3	Oklahoma	44-3	3
4	Florida	44-8	5
5	Washington	41-8	4
6	Georgia	42-8	8
7	Arizona State	38-9	9
8	Tennessee	42-10	7
9	Florida State	41-10	6
10	Texas A&M	40-12	12
11	Arizona	35-13	11
12	Michigan	40-8	10
12	South Carolina	41-11	13
14	LSU	37-13	14
15	Arkansas	37-11	16
16	Auburn	38-14	15
17	Alabama	29-17	17
18	Baylor	33-14	20
19	Kentucky	29-17	18
20	Long Beach State	38-10	19
21	Minnesota	32-14	NR
22	Oklahoma State	36-16	21
23	Louisiana	33-13	22
24	James Madison	37-10	NR
25	Texas State	37-12	23

Others Receiving Votes: California, Ohio State, Mississippi State, Wichita State, Hofstra, *Northwestern*, Drake, Oregon State, Boise State, Missouri, *Ohio*, Texas Tech, Indiana

Bold: BYU

Italics: 2019 opponent

BYU NOTABLES**Strength of schedule**

The 2019 BYU schedule features face 10 NCAA Regional teams, four Super Regional teams and three Women's College World Series teams from last season. The Cougars will play six teams that finished in the top 15 of the final 2018 rankings in the ESPN.com/USA Softball and USA Today/NFCA Coaches polls including top-five teams UCLA, Oklahoma and Washington. BYU is slated to face teams in all of the Power Five conferences including four from the Southeastern (SEC), three from both the Big 12 and Pac-12 and one from the Atlantic Coast Conference (ACC) and Big Ten.

WCC: Year six

BYU enters the sixth season in the West Coast Conference after jumping around following its departure from the Mountain West. The Cougars played in the Western Athletic Conference in 2012 and the Pacific Coast Softball Conference in 2013 before softball was added in the WCC beginning in the 2014 season. Spanning the four conferences, BYU has won 10 conference titles in a row.

Team captains

Seniors Libby Sugg and Allie Hancock were voted captains by their teammates for the 2019 season. The Cougars have played without captains for years, but the coaching staff believes the captains' presence will help the team play decisively and freely, as well as create a more player-driven team.

All-WCC 2018

After winning its fifth WCC title in 2018, BYU earned most of the top conference awards, along with earning four spots on the All-WCC First Team, three on the second team and two honorable mentions.

Player of the Year: Rylee Jensen
Co-Pitcher of the Year: Kerisa Viramontes
Freshman of the Year: Bridget Fleener

All-WCC First Team: Bridget Fleener, Rylee Jensen, Libby Sugg, Lexi Tarrow
All-WCC Second Team: Autumn Moffat, Alexa Strid, Kerisa Viramontes
Honorable Mention: Brielle Breland, Madison Merrell

Postseason consistency

For the past 15 seasons, BYU has advanced to the NCAA regionals. The Cougars have gone to 16 NCAA regionals overall, advancing to super regionals just once in 2010.

NFCA All-Region

Along with receiving honors in conference play, Libby Sugg and Bridget Fleener received NFCA Division I All-Pacific Region Second Team accolades with Rylee Jensen and Kerisa Viramontes making the third team.

Student athletes

On and off the field, BYU softball players are making their mark. Brielle Breland, Libby Sugg and Brooke Vander Heide all earned 2018 WCC Softball All-Academic Team after earning at least a 3.20 cumulative GPA while also being significant contributors to the team.

Sisters in softball

Arissa and Aubrielle Paulson are the the third set of sisters to play together on a BYU softball team. In the inaugural softball season (2000), twins Jamie and Bryn Kreipl were on the roster. Sisters Anna and Alexandra Hudson played together from 2012-13. Arissa is a redshirt sophomore pitcher and Aubrielle is a freshman outfielder. Their older sister Arianna was a pitcher on the team last year before graduating.

Gail Miller Field

BYU's field is part of Miller Park, a unique, combined baseball-softball facility. Baseball plays on Larry H. Miller field, while softball calls Gail Miller Field, a back-to-back mirror image of the pre-existing baseball field, home. It was the first combined facility of its kind when it opened in April 2001. BYU has a home record of 206-51 (.802) at the field.

Gail Miller Field has 2,100 chair seats all in the lower bowl, making it the fourth-largest on-campus NCAA softball facility at the time of it's creation. The field dimensions are 2,010 feet down the left-and right-field lines and 220 in center field.

BYU SERIES RECORDS**FORDHAM**

Overall series record: 2-0
 Home vs. Fordham: 0-0
 Away at Fordham: 0-0
 Neutral sites: 2-0
 Under Coach Eakin: 2-0
 Longest win streak: 2
 Last win: 12-1, 05/19/17
 Longest losing streak: --
 Last loss: --

HAWAI'I

Overall series record: 14-2
 Home vs. Hawai'i: 1-1
 Away at Hawai'i: 5-1
 Neutral sites: 8-0
 Under Coach Eakin: 14-2
 Longest win streak: 8
 Last win: 2-1, 03/8/18
 Longest losing streak: 1
 Last loss: 0-1, 04/07/12

UC DAVIS

Overall series record: 2-1
 Home vs. Liberty: 0-0
 Away at Liberty: 0-0
 Neutral sites: 2-1
 Under Coach Eakin: 2-1
 Longest win streak: 1
 Last win: 9-0, 03/16/12
 Longest losing streak: 1
 Last loss: 0-5, 02/14/09

GEORGETOWN

Overall series record: 0-0
 Home vs. Georgetown: 0
 Away at Georgetown: 0-0
 Neutral sites: 0-0
 Under Coach Eakin: 0-0
 Longest win streak: --
 Last win: --
 Longest losing streak: --
 Last loss: --

UTEP

Overall series record: 3-0
 Home vs. UTEP: 0-0
 Away at UTEP: 0-0
 Neutral sites: 3-0
 Under Coach Eakin: 3-0
 Longest win streak: 3
 Last win: 8-0, 03/04/16
 Longest losing streak: --
 Last loss: --

BYU travels to Vegas for five game series at the Boyd Gaming Rebel Classic

PROVO, Utah – BYU softball travels to Las Vegas for the 2019 Boyd Gaming Rebel Classic for a five game series.

Previously called the Marucci Desert Classic, the Cougars (1-3, 0-0) will play five teams all from different conferences.

The games start Thursday, Feb 14 with a doubleheader first against Fordham at 1 p.m. and then against Hawai'i at 5 p.m. The tournament continues on Friday, Feb. 15 with a game against UC Davis at 1:30 p.m. and then against Georgetown at 3:30 p.m. PT. The tournament concludes with a game against UTEP on Saturday, Feb. 16 at 11:30 a.m. all times Pacific

The first two games will be played at UNLV's Eller Media Stadium with the final three games to be played at Stephanie Lynn Craig Park in Henderson, Nevada. Live stats will be available on the BYU schedule page.

OPPONENTS OUTLOOK**Fordham | Thursday, Feb. 14 | 1:00 p.m. PT |**

- The Flames finished the 2018 season with a 33-23 overall record and took their sixth straight Atlantic 10 Championships title
- Fordham advanced to the Baton Rouge Regional following the regular season in 2018, but were eliminated in the first round
- This is the third meeting between the two teams with BYU having the advantage 2-0
- Head Coach Melissa Inouye enters into her 6th season compiling a 112-173 record

Hawai'i | Thursday, Feb. 14 | 5:00 p.m. PT |

- In 2018, the Rainbow Warriors had a 23-27 overall record, going 7-14 in the Big West.
- The Cougars hold the series with a 14-2 record. The two teams played against each other last year in the same tournament as BYU took the win 2-1.
- Bob Coolen is in his 32nd season as the head coach for Hawai'i, recording a 1045-691 overall record.

UC Davis | Friday, Feb. 15 | 1:30 p.m. PT |

- The Aggies posted a 27-24 overall record during the 2018 season, including going 9-12 in the Big West
- The game in Vegas will be the third time the two teams will meet with BYU holding the advantage at 2-1.
- Erin Thorpe starts the 5th season with the Aggies recording a 306-413 overall record.

Georgetown | Friday, Feb. 15 | 3:30 p.m. PT |

- In 2018, the Hoyas went 16-36 and a 7-13 mark in the Big East
- This will be the first meeting between the two teams
- Pat Conlan enters her 14th season leading the Hoyas compiling an overall record of 256-518

UTEP | Saturday, Feb. 16 | 11:00 a.m. PT |

- The Miners went 21-33 overall during the 2018 season, going 15-8 in C-USA
- BYU currently holds the advantage against UTEP with a 3-0 record.
- Tobin Echo-Hawk enters her 11th season with an overall record of 233-301

BYU HITTING STREAKS

PLAYER	SEASON	CURRENT	CAREER
Morgan Bevell	1	1	1
Marissa Chavez	2	2	2
Martha Epenesa	-	-	-
Emilee Erickson	-	-	3 (twice)
Bridget Fleener	-	-	11 (2018)
Ashley Godfrey	-	-	2 (2018)
Allie Hancock	-	-	1
Rylee Jensen	-	-	15 (2018)
Erin Miklus	-	-	1 (2018)
Autumn Moffat	-	-	-
Arissa Paulson	-	-	1 (2018)
Alyssa Podurcak	-	-	-
Olivia Sanchez	-	-	1 (2018)
Libby Sugg	-	-	9 (2016)
Lexi Tarrow	-	-	10 (2017)
Brooke Vander Heide	-	-	5 (2017)
Taylei Williams	-	-	-

BYU ON-BASE STREAKS

PLAYER	SEASON	CURRENT	CAREER
Marissa Chavez	-	-	-
Martha Epenesa	-	-	-
Emilee Erickson	2	1	3 (three times)
Bridget Fleener	-	-	12 (2018)
Ashley Godfrey	1	-	2 (twice)
Allie Hancock	1	-	4 (2018)
Rylee Jensen	2	1	22 (2018)
Erin Miklus	-	-	1 (2018)
Autumn Moffat	-	-	-
Arissa Paulson	2	-	1 (2018)
Alyssa Podurcak	-	-	-
Olivia Sanchez	-	-	2 (twice)
Libby Sugg	1	-	19 (2018)
Lexi Tarrow	-	-	13 (2017)
Brooke Vander Heide	2	2	5 (2017)
Taylei Williams	1	1	1 (2019)

HOW MANY GAMES WITH... 2019 CAREER

**PERFECT HITTING %
(MIN. 3 AB)**

Ashley Godfrey	-	1
Rylee Jensen	-	2
Olivia Sanchez	-	1
Libby Sugg	-	8
Lexi Tarrow	-	1

3+ HITS

Bridget Fleener	-	1
Ashley Godfrey	-	1
Rylee Jensen	-	5
Olivia Sanchez	-	1
Libby Sugg	-	11
Lexi Tarrow	-	6

3+ RBI

Bridget Fleener	-	2
Ashley Godfrey	1	1
Rylee Jensen	-	3
Libby Sugg	-	28
Lexi Tarrow	-	9

2+ STOLEN BASES

Allie Hancock	-	1
Lexi Tarrow	-	4
Brooke Vander Heide	-	3

LAST TIME BYU...

Recorded 10-14 hits in a game	11 @ San Diego (05/05/18)
Recorded 15-19 hits in a game	16 @ San Diego (05/04/18)
Recorded 20+ hits in a game	20 vs. Southern Utah (05/04/10)
Scored 10-14 runs	10 @ San Diego (05/05/18)
Scored 15+ runs	18 @ Southern Utah (04/30/18)
Scored 10+ runs in an inning	11 @ Santa Clara (05/06/17)
Drew eight or more walks	13 vs. Santa Clara (04/07/18)
Stole five or more bases	5 @ Fresno State (03/11/17)
Hit five or more home runs	5 vs. Oregon St. (02/10/18)
Hit 10+ home runs in a game	10 @ Utah Valley (04/16/08)
Had 3+ players with 3+ hits	Hofstedt, Broderick, St. Clair vs. Idaho St. (03/29/14)
Struck out 15+ batters	15 @ Fresno State (03/05/09)
Defeated a team ranked 11-25	4-3 vs. No. 18 Baylor (02/07/19)
Defeated a team ranked 6-10	7-2 vs. No. 9 Cal Berkley (03/19/11)
Defeated a top 5 team	6-5 vs. No. 2/3 Oregon (03/25/14)
Lost to a top 5 team	4-7 vs. No. 1 Washington (03/03/18)
Lost a non-conference game at home	4-2 vs. Utah State (04/25/18)
Lost a conference game at home	1-5 vs. Loyola Marymount (04/09/16)
Won a run-rule game	8-0 (6) vs. LMU (05/12/18)
Lost a run-rule game	8-0 (5) @ No. 10/11 LSU (03/23/18)
Won an extra-inning game	6-3 (8) vs. ECU (03/09/18)
Lost an extra-inning game	2-1 (12) @ No. 10/11 LSU (03/22/18)
Played an error-free game	Loss vs. No. 9 South Carolina (02/07/19)
Didn't have a strikeout at the plate	vs. Oklahoma (03/12/16)
Multiple double plays	2 vs. Santa Clara (04/06/18)
Triple play	vs. San Jose State (02/11/16)
Had back-to-back home runs	Alexa Strid and Madison Merrell vs. LMU (05/12/18)
Had back-to-back-to-back home runs	Fitu, Atagi, Hudson-Shamo vs. UNLV (05/05/11)
Had 3+ players with 3+ RBIs	Merrell, Sugg, Thompson @ Santa Clara (05/06/17)

LAST TIME A BYU PLAYER...

Recorded five or more hits	5, Ashley Thompson vs. Pacific (04/10/15)
Recorded 3 or more hits	3, Libby Sugg vs. New Mexico (02/16/18)
Hit 1.000 (min. 3 AB)	Libby Sugg (3/3) vs. Utah Valley (05/01/18)
Scored four or more runs	4, Lauren Bell vs. Santa Clara (05/06/15)
Batted in five or more runs	6, Caitlyn Alldredge vs. Saint Mary's (04/28/18)
Had a multi-home run game	2, Caitlyn Alldredge @ Southern Utah (04/30/18)
Hit for the cycle	Never Happened
Hit a grand slam	Caitlyn Alldredge @ Southern Utah (04/30/18)
Hit a grand slam in back-to-back games	Caitlyn Alldredge vs. SMC, @ SUU (04/28/18, 04/30/18)
Drew 4+ walks in a game	4, Jessica Dugas @ Utah Valley (05/02/12)
Stole 3+ bases in a game	3, Ashley Thompson vs. Miami (Ohio) (03/03/17)
Had a walk-off home run	Libby Sugg single vs. LMU(05/12/18)

LAST TIME A BYU PITCHER...

Struck out 10+ batters	10, Arianna Paulson @ Southern Utah (04/30/18)
No walks (min. 4 IP)	Autumn Moffat @ San Diego (05/05/18)
Threw a no-hitter	Kerisa Viramontes vs. Nevada (02/17/17)
Threw a perfect game	Hannah Howell vs. LMU (04/13/13)

2019 RECORD WHEN...

Overall	1-3
Conference	0-0
Non-Conference	1-3
Home	0-0
Away	0-0
Neutral	1-3
Day games	1-3
Night games	0-0
One Run Games	1-2
Two Run Games	0-0
Five or more run games	0-1
Extra Inning games	0-0
Shutouts	0-0
Scoring 0-2 runs	0-0
Scoring 3-5 runs	1-3
Scoring 6-9 runs	0-0
Scoring 10+ runs	0-0
Opponent scores 0-2 runs	0-0
Opponent scores 3-5 runs	1-2
Opponent scores 6-9 runs	0-0
Opponent scores 10+ runs	0-1
BYU scores 1st inning	1-1
Opponent scores 1st inning	1-2
BYU scores first	1-1
Opponent scores first	1-1
BYU out-hits opponent	0-0
Opponent out-hits BYU	1-3
Equal number of hits	0-0
BYU hits zero home runs	1-0
BYU hits one home run	0-3
BYU hits 2+ home runs	0-0
Opponent hits zero home runs	1-0
Opponent hits one home run	0-2
Opponent hits 2+ home runs	0-1
BYU has no errors	0-1
BYU has one error	1-1
BYU has 2+ errors	0-1
Opponent has no errors	1-0
Opponent has one error	1-1
Opponent has 2+ errors	0-1
Game tied after fifth inning	0-1
BYU leads after fifth inning	1-1
BYU trails after fifth inning	0-3
Game tied after sixth inning	0-0
BYU leads after sixth inning	1-0
BYU trails after sixth inning	0-3
Mercy rule games	0-0
In February	1-3
In March	0-0
In April	0-0
In May	0-0
On Monday	0-0
On Tuesday	0-0
On Wednesday	0-0
On Thursday	1-1
On Friday	0-1
On Saturday	0-1
vs. left-handed starter	0-0
vs. right-handed starter	1-3

2019 TEAM GAME HIGHS

At Bats	28 vs. UNC
Runs scored	4 twice, last vs. UNC
Hits	7 vs. No. 18 Baylor
RBIs	4 twice, last vs. UNC
Doubles	2 twice, last vs No. 18 Baylor
Triples	
Home runs	1 three times, last vs. UNC
Stolen bases	1 twice, last vs. UNC
Walks	5 vs. No. 18 Baylor
Total Bases	12 vs. UNC
Assists	12 vs. No. 18 Baylor
DPs turned	3 vs. Liberty
Strikeouts	6 vs. Liberty
Hits allowed	4 vs. Liberty
Walks allowed	3 twice, last vs. UNC

BYU IN THE NCAA

TEAM STAT RANKINGS

(as of 02/14/19)

Category	Value (ranking)
Batting Average	0.233 (172)
Double Plays Per Game	0.75 (19)
Doubles Per Game	1.25 (111)
Earned Run Average	4.98 (156)
Fielding Percentage	0.957 (110)
Home Runs Per Game	0.75 (73)
Scoring	3.50 (146)
Slugging Percentage	0.396 (128)
Stolen Bases Per Game	0.50 (167)
Triples Per Game	NA
WL Percentage	0.250 (165)

INDIVIDUAL STAT RANKINGS

(as of 02/14/19)

Category	Name, value (ranking)
Doubles Per Game	Rylee Jensen 0.50 (82)
Sacrifice Flies	Libby Sugg 1 (26)
Sacrifice Hits	Taylei Williams 0.25 (88)
Saves	Kerisa Viramontes 1 (6)

OPPONENTS IN THE NCAA

FORDHAM STAT RANKINGS

(as of 02/14/19)

Category	Value (ranking)
Batting Average	0.299 (74)
Double Plays Per Game	0.40 (74)
Doubles Per Game	1.40 (83)
Earned Run Average	3.06 (87)
Fielding Percentage	0.924 (205)
Home Runs Per Game	1.00 (32)
Scoring	5.40 (86)
Slugging Percentage	0.460 (72)
Stolen Bases Per Game	0.60 (156)
Strikeout-to-Walk Ratio	2.00 (75)
Triples Per Game	NA
WL Percentage	0.600 (75)

HAWAII STAT RANKINGS

(as of 06/06/18)

Category	Value (ranking)
Batting Average	0.262 (130)
Double Plays Per Game	0.20 (150)
Doubles Per Game	1.60 (150)
Earned Run Average	3.28 (96)
Fielding Percentage	0.955 (122)
Home Runs Per Game	0.40 (115)
Scoring	6.20 (59)
Slugging Percentage	0.377 (124)
Stolen Bases Per Game	0.40 (180)
Strikeout-to-Walk Ratio	1.50 (116)
Triples Per Game	NA
WL Percentage	0.800 (29)

UC DAVIS STAT RANKINGS

(as of 02/14/19)

Category	Value (ranking)
Batting Average	0.347 (35)
Double Plays Per Game	0.67 (24)
Doubles Per Game	1.00 (130)
Earned Run Average	2.58 (76)
Fielding Percentage	0.988 (15)
Home Runs Per Game	1.33 (25)
Scoring	7.33 (35)
Slugging Percentage	0.611 (15)
Stolen Bases Per Game	0.67 (154)
Strikeout-to-Walk Ratio	0.58 (213)
Triples Per Game	0.67 (12)
WL Percentage	1.000 (1)

GEORGETOWN STAT RANKINGS

(as of 02/14/19)

Category	Value (ranking)
Batting Average	0.305 (68)
Double Plays Per Game	0.50 (55)
Doubles Per Game	2.50 (13)
Earned Run Average	6.53 (202)
Fielding Percentage	0.943 (157)
Home Runs Per Game	NA
Scoring	4.25 (120)
Slugging Percentage	0.457 (74)
Stolen Bases Per Game	0.50 (167)
Strikeout-to-Walk Ratio	1.33 (129)
Triples Per Game	0.75 (9)
WL Percentage	0.250 (165)

UTEP STAT RANKINGS

(as of 02/14/19)

Category	Value (ranking)
Batting Average	0.292 (84)
Double Plays Per Game	0.50 (55)
Doubles Per Game	1.25 (111)
Earned Run Average	11.91 (235)
Fielding Percentage	0.942 (161)
Home Runs Per Game	2.00 (6)
Scoring	6.75 (47)
Slugging Percentage	0.594 (22)
Stolen Bases Per Game	0.50 (167)
Strikeout-to-Walk Ratio	0.41 (227)
Triples Per Game	NA
WL Percentage	0.250 (165)

**2019 WCC STANDINGS**

	WCC	Overall
LMU	0-0	4-0
Pacific	0-0	2-3
San Diego	0-0	2-4
BYU	0-0	1-3
Saint Mary's	0-0	1-4
Santa Clara	0-0	0-4

2019 WCC PLAYERS OF THE WEEK

Week 1: Bailey Lotz, Saint Mary's

2019 WCC PITCHERS OF THE WEEK

Week 1: Kenya Lindstrom, Pacific

FINAL 2018 WCC STANDINGS

	WCC	Overall
BYU	13-1	36-22
Loyola Marymount	11-3	35-23-1
Pacific	9-6	21-27
San Diego	4-11	25-27
Santa Clara	4-11	9-37
Saint Mary's	3-12	15-34

2018 WCC Player of the Year

Rylee Jensen

2018 Co-Pitcher of the Year

Kerisa Viramontes

2018 WCC Freshman of the Year

Bridget Fleener

2018 WCC PRESEASON POLL**2019 WCC Softball Preseason Poll**

Team (First Place Votes)	Points
1. BYU (4)	24
2. Loyola Marymount (2)	22
3. San Diego	15
4. Pacific	14
5. Santa Clara	8
6. Saint Mary's	7

2019 All-WCC Preseason Softball Team

Name	Institution	Year	Position
Position Players			
Lindsay Clare	San Diego	Jr.	INF
Bridget Fleener	Brigham Young	So.	C
Andrea Gonzalez	Loyola Marymount	So.	INF
Rylee Jensen	Brigham Young	Jr.	OF
Hailey Reed	Pacific	Jr.	OF
Hannah Russell	Santa Clara	Jr.	C
Talli Shepard	Pacific	So.	INF
Taylor Spence	San Diego	Sr.	OF
Libby Sugg	Brigham Young	Sr.	C
Lexi Tarrow	Brigham Young	Sr.	OF
Kamika Zapantana	Saint Mary's	So.	OF

Pitchers

Hannah Bandimere	Loyola Marymount	Sr.	P
Autumn Moffat	Brigham Young	So.	P
Kerisa Viramontes	Brigham Young	Jr.	P

WCC TEAM STAT RANKINGS*(as of 02/14/19)*

<u>Category</u>	<u>Value (ranking)</u>
Batting Average	0.233 (4)
Double Plays Per Game	0.75 (2)
Doubles Per Game	1.25 (3)
Earned Run Average	4.98 (4)
Fielding Percentage	0.957 (2)
Home Runs Per Game	0.75 (1)
Scoring	3.50 (1)
Slugging Percentage	0.396 (2)
Stolen Bases Per Game	0.50 (5)
Triples Per Game	NA
WL Percentage	0.250 (4)

WCC INDIVIDUAL STAT RANKINGS*(as of 02/14/19)*

<u>Category</u>	<u>Name, value (ranking)</u>
Doubles Per Game	Rylee Jensen 0.50 (3)
Sacrifice Flies	Libby Sugg, 1 (2)
Sacrifice Hits per Game	0.25 (3)
Saves	Kerisa Viramontes 1 (1)
Slugging Percentage	Emilee Erickson 0.667 (2)

GORDON EAKIN

**BYU HEAD COACH
2003-PRESENT**

Eakin is entering his 17th season as the Cougars' head coach and his 20th season at BYU overall.

He was named head coach in July 2002 after working as an assistant coach since the softball program's inception in 2000. Since that time he has led the Cougars to five Mountain West Conference championships, one Western Athletic Conference tournament championship, three West Coast Conference championship and 12 NCAA tournament appearances.

The 2017 WCC Coach of the Year (fourth-consecutive year) has coached 13 All-Americans, 12 conference players of the year, six conference freshmen of the year, and six conference pitchers of the year during his tenure.

In 2010, Eakin guided the Cougars to 46 wins, the most in school history, as BYU advanced to the NCAA Super Regionals for the first time ever with wins over East Carolina and host Texas before ending its season at national runner-up Arizona. The Cougars finished second in the country in batting average, seventh in scoring and ninth in slugging percentage as a team.

Known as one of the best hitting coaches in the country, Eakin has helped BYU finish in the top-ten nationally seven times in slugging percentage, six times in home runs per game, four times in batting average and four times in scoring.

In addition to his duties at BYU, Eakin was also an assistant coach and hitting coach for the USA National Team in 2009. In the summer of 2010, Eakin helped guide the National Team to a 17-2 record as USA won the World Championship in Venezuela, the World Cup in Oklahoma and the Japan Cup championship in Sendai, Japan.

Before entering the coaching ranks, Eakin was a successful baseball and softball player. After playing collegiate baseball at the University of Utah, Eakin signed with the Oakland Athletics organization where he played for three years.

Eakin went on to join the United States All-Star team, playing in three U.S. Olympic sports festivals in 1986, 1993 and 1994, winning bronze, silver and gold, respectively. While on the team, Eakin was honored on the ISC All-World First Team and was an ASA All-American. He would later go on to play shortstop on the internationally ranked Larry H. Miller Toyota Fast Pitch team, eventually earning induction into the Utah Fast Pitch Hall of Fame in 1998.

Eakin is a native of Holladay, Utah, and graduated from Granite High. He currently resides in Sandy, Utah, and is married to Barbi. They are the parents of three children (Alicia, Ryan & Parker) and have five grandsons.



EAKIN AT A GLANCE

- Record of 641-294 (.685) in 16 years as head coach
- Former USA National Team hitting coach
- Eight-time conference coach of the year (WCC: 2014-2017, PCSC 2013 and MWC: 2009, 2010 & 2011)
- Led BYU to WCC championships in 2014-2018, the 2013 PCSC championship and the WAC tournament championship in 2012
- Guided Cougars to five Mountain West Conference championships (2005, 2007, 2009, 2010, 2011) while never finishing lower than third in the conference
- Led BYU to first-ever NCAA Super Regional appearance in 2010 and 13-straight NCAA tournament appearances overall
- Coached 13 All-Americans
- Coached 12 conference players of the year, six conference freshmen of the year and six conference pitchers of the year
- Coached 28 All-Region performers, 46 all-conference performers
- Guided BYU to top-10 national finishes in slugging percentage seven times, home runs per game six times, batting average four times and scoring four times
- Coached two players who would go on to play professionally, including MWC Player of the Year Angeline Quiocho who finished first in the nation in home runs per game and RBI per game in 2010

EAKIN COACHING RECORD

YEAR	OVERALL	CONF.	CONF. FINISH	NCAA
2003	36-17	10-7	3rd/MWC	-
2004	34-18	11-8	3rd/MWC	-
2005	45-14	16-2	1st/MWC	1-2
2006	43-22	16-7	2nd/MWC	1-2
2007	43-20	17-4	1st/MWC	2-2
2008	44-20	14-6	2nd/MWC	1-2
2009	40-18	12-2	1st/MWC	2-2
2010	46-13	12-3	1st/MWC	3-2
2011	40-18	11-2	1st/MWC	2-2
2012	45-15	15-4	1st/WAC	2-2
2013	33-25	19-5	1st/PCSC	0-2
2014	34-23	12-2	1st/WCC	1-2
2015	40-14	13-2	1st/WCC	1-2
2016	36-21	12-3	1st/WCC	1-2
2017	46-13	14-1	1st/WCC	2-2
2018	35-20	13-1	1st/WCC	1-2
2019	1-3	0-0	-	-
TOTAL	641-294 (.685)	217-59	-	19-26



PETE MEREDITH

**BYU ASSISTANT COACH
2014-PRESENT**

Coaching Experience
The Pitching Academy

Playing Career

- Played professional men's fastpitch for Sportsman Enterprises, Dave Frye Plastering, Farm Tavern, Trans Aire International and Larry Miller Toyota
- Meredith pitched in a record 23-consecutive International Softball Congress World Tournaments

- Set records for most tournament wins (61), no hitters (8), strikeouts in a tournament (100) and strikeouts in a game (21)
- Named to the All-World Team seven times
- Inducted into the ASA/USA National Softball Hall of Fame in 2016 and into the International Softball Congress Hall of Fame in 2007
- Holds the record for most wins in ASA national championship play, compiling a 55-27 record before retiring from Major competition in 2002.
- Tied for most wins in one Men's Major National Championship with eight in 1988 for Trans-Aire of Elkhart, Ind. and is the record holder for most IP in one national tourney (88) in that same national championship.

Personal

- Native of Dunedin, New Zealand
- He and wife Angie have one daughter



AJ TAUALI'I

**BYU ASSISTANT COACH
2017-PRESENT**

Coaching Experience

- Hitting coach at the Girls of Garciaparra Baseball Group Training Academy in Southern California
- Has coached private lessons for 10 years

Playing Career

- Played first base for Hawai'i from 2007-10
- One of four team captains in 2010 as Hawai'i advanced to the Women's College World Series

- Hit 18 of the team's 158 home runs in 2010, a national record, and finished the season batting .298
- Received All-Western Athletic First and Second Team honors in 2009 and 2010, respectively
- Named to the National Fastpitch Coaches Association All-West Region Team in 2009

Education

- Bachelor of Science in Sociology, University of Hawai'i (2011)

Personal

- Native of Torrance, California
- Served an LDS mission in Eugene, Oregon
- Younger sister Coco Tauali'i Bond played softball for BYU from 2013-16
- Younger sister Brooke Soon played volleyball for BYU from 2007-10

No.	Name	B/T	Ht.	Pos.	Yr.	Hometown (Previous School)
11	Morgan Bevell	R/R	5-10	C	SO	Issaquah, WA/Issaquah HS
3	Marissa Chavez	R/R	5-6	INF	SO	Covina, CA/Charter Oaks HS
55	Martha Epenesa	R/R	5-9	INF	RS FR	Moreno Valley, CA/Valley View HS
8	Emilee Erickson	R/R	5-10	3B	RS JR	Phoenix, AZ/Sandra Day O'Connor HS
13	Bridget Fleener	L/R	5-6	C	SO	Camarillo, CA/Camarillo HS
6	Ashley Godfrey	R/R	5-6	INF	SR	Buckeye, AZ/Estrella Foothills HS
27	Allie Hancock	R/R	5-10	1B	SR	Gilbert AZ/ Basha HS
16	Brooke Hill	R/R	6-0	1B	FR	Lexington, KY/Paul Laurence Dunbar HS
2	Rylee Jensen	L/L	5-8	OF	JR	Idaho Fall, ID/Skyline HS
77	Reggie Kanagawa	R/R	6-2	P	FR	Blue Springs, MI/Blue Springs HS
17	Erin Miklus	L/R	5-2	2B	SO	Altoona, IA/Southeast Polk HS
20	Autumn Moffat	R/R	5-7	P	SO	Eagle, ID/Eagle HS
10	Arianna Paulson	R/R	5-10	P	RS SO	Payson, AZ/Payson HS
99	Aubrielle Paulson	L/R	5-4	OF	FR	Payson, AZ/Payson HS
7	Alyssa Podhurcak	R/R	5-8	INF	FR	Torrance, CA/South Torrance HS
24	Olivia Sanchez	R/R	5-7	P/1B	SR	Murrieta, CA/Murrieta Valley HS
21	Libby Sugg	R/R	5-7	C	SR	Franklin, TN/Franklin HS
26	Lexi Tarrow	L/R	5-8	OF	SR	Olympia, WA/A.G. West Black Hills HS
1	Brooke Vander Heide	L/L	5-7	OF	JR	Sandy, UT/Alta HS
33	Kerisa Viramontes	R/R	5-5	P	JR	Norco, CA/Norco HS
5	Taylei Williams	R/R	5-6	INF	SO	Mona, UT/Southern Utah University

Head Coach: Gordon Eakin (17th year)

Assistant Coach: Pete Meredith (6th year)

Assistant Coach: AJ Tauali'i (2nd year)

Assistant Coach: Gin Barnes (1st year)

Athletic Trainer: Kenzi Booth (2nd year)

Softball Operations: Bridget Bergstrom (2nd year)

Pronunciation Guide:

Marissa Chavez

Chaw-vehz

Lexi Tarrow

tehr-oh

Martha Epenesa

Epp-eh-neh-suh

Brooke Vander Heide

Hide

Erin Miklus

Mick-lus

Kerisa Viramontes

Kerr-issa Veer-a-mont-es

Alyssa Podhurcak

Pud-or-a-check

Taylei Williams

Tay-LEE

Gordon Eakin

EE-kin

AJ Tauali'i

Tau-AH-lee-EE

SENIORS (5)

Ashley Godfrey
Allie Hancock
Olivia Sanchez
Libby Sugg
Lexi Tarrow

JUNIORS (4)

Emilee Erickson
Rylee Jensen
Brooke Vander Heide
Kerisa Viramontes

SOPHOMORES (7)

Morgan Bevell
Marissa Chavez
Bridget Fleener
Erin Miklus
Autumn Moffat
Arianna Paulson
Taylei Williams

FRESHMEN (5)

Martha Epenesa
Brooke Hill
Reggie Kanagawa
Aubrielle Paulson
Alyssa Podhurcak

MARRIED (2)

Allie Hancock
Libby Sugg

PITCHERS (5)

Autumn Moffat
Arianna Paulson
Reggie Kanagawa
Olivia Sanchez
Kerisa Viramontes

CATCHERS (3)

Morgan Bevell
Bridget Fleener
Libby Sugg

INFIELDERS (13)

Marissa Chavez
Martha Epenesa
Emilee Erickson
Ashley Godfrey
Allie Hancock
Brooke Hill
Reggie Kanagawa
Erin Miklus
Autumn Moffat
Arianna Paulson
Alyssa Podhurcak
Olivia Sanchez
Taylei Williams

OUTFIELDERS (6)

Ashley Godfrey
Rylee Jensen
Aubrielle Paulson
Lexi Tarrow
Brooke Vander Heide
Taylei Williams

ARIZONA (5)

Emilee Erickson
Ashley Godfrey
Allie Hancock
Arianna Paulson
Aubrielle Paulson

CALIFORNIA (5)

Marissa Chavez
Martha Epenesa
Bridget Fleener
Alyssa Podhurcak
Olivia Sanchez
Kerisa Viramontes

IDAHO (2)

Rylee Jensen
Autumn Moffat

IOWA (1)

Erin Miklus

KENTUCKY (1)

Brooke Hill

MISSOURI (1)

Reggie Kanagawa

TENNESSEE (1)

Libby Sugg

UTAH (2)

Brooke Vander Heide
Taylei Williams

WASHINGTON (2)

Morgan Bevell
Lexi Tarrow



Brooke Vander Heide • 1

5-7 • Junior • OF • L/L • Sandy, Utah • Alta HS

Career Stats

Season	GP	GS	AB	R	H	2B	3B	HR	RBI	BB	SO	SB	CS	SF	SH	HBP	AVG	SLG	OBP	PO	A	E	FLD
2017	48	40	94	25	32	3	1	0	14	12	17	10	1	0	3	1	.340	.394	.421	25	2	0	1.000
2018	50	42	106	18	27	1	2	0	7	5	17	9	1	1	7	1	.255	.302	.292	45	3	1	.980
2019	3	3	9	1	3	0	0	0	0	0	4	0	1	0	0	0	.333	.333	.333	2	1	0	1.00
CAREER		85	209	44	62	4	3	0	21	17	38	19	3	1	10	2	.297	.345	.345	72	6	1	.987

Notable

- 2018 WCC All-Academic Team
- Named to 2017 WCC Commissioner's Silver Honor Roll
- 2017 NFCA All-America Scholar-Athlete
- Hit .714 during her senior season in high school
- Her 214 career hits is a Utah high school record
- Lettered in softball (4), volleyball (3) and track (1)

Records

SEASON HIGHS

At Bats 4 vs. North Carolina
Runs 1 vs. Liberty (2/7)
Hits 2 vs. North Carolina (2/9)
RBI --
Walks --
Stolen Bases --
Batting Average (min. 3 AB) 0.667 vs. North Carolina (2/9)
Slugging Percentage (min. 3 AB) .677 vs. North Carolina (2/9)

CAREER HIGHS

At Bats 4 five times, last vs. UNC (2/9/19)
Runs 2 four times, last vs. PSU (3/2/18)
Hits 2 eight times, last vs. UNC (2/9/19)
RBI 2 four times, last vs. PSU (3/2/18)
Walks 3 vs. Detroit Mercy (3/3/17)
Stolen Bases 2 twice, last @ SD (5/4/18)
Batting Average (min. 3 AB) .667 seven times, last vs. UNC (2/9/19)
Slugging Percentage (min. 3 AB) 1.333 @ SUU (4/11/17)

Season Highlights

- Went 2 for 3 against North Carolina (2/9)



Rylee Jensen • 2

5-8 • Junior • OF • L/L • Idaho Falls, Idaho • Skyline HS

Career Stats

Season	GP	GS	AB	R	H	2B	3B	HR	RBI	BB	SO	SB	CS	SF	SH	HBP	AVG	SLG	OBP	PO	A	E	FLD
2017	55	53	160	40	54	11	1	6	34	28	16	7	3	1	4	3	.338	.531	.443	69	2	0	1.000
2018	55	54	164	57	54	8	1	6	21	29	19	5	1	0	3	3	.329	.500	.439	71	3	5	.940
2019	4	4	13	2	5	2	0	0	4	1	3	1	0	0	0	0	.385	.538	.429	5	0	0	1.00
CAREER	114	111	337	99	113	21	2	12	59	58	38	13	4	1	7	6	.335	.516	.440	145	5	5	.968

Notable

- 2018 WCC Player of the Year
- 2018 and 2017 All-WCC First Team
- Three-time WCC Player of the Week
- 2017 NFCA All-Pacific Region Third Team
- 2017 WCC Co-Freshman of the Year
- 2016 Skyline Player of the Year
- Four-year letterwinner in basketball

Records

SEASON HIGHS

At Bats 4 vs. North Carolina (2/9)
Runs 1 twice, last vs. North Carolina (2/9)
Hits 2 twice, last vs. North Carolina (2/9)
RBI 2 vs. No. 18 Baylor (2/7)
Walks 1 vs. No. 9 South Carolina (2/7)
Stolen Bases 1 vs. North Carolina (2/9)
Batting Average (min. 3 AB) .500 twice, last vs. North Carolina (2/9)
Slugging Percentage (min. 3 AB) .75 vs. No. 18 Baylor (2/7)

CAREER HIGHS

At Bats 5 vs. JMU (3/10/18)
Runs 3 five times, last vs. SUU (3/16)
Hits 4 vs. Nebraska (2/9/17)
RBI 5 vs. San Diego (4/28/17)
Walks 2 seven times, last vs. PSU (2/3/18)
Stolen Bases 1 ten times, last vs. UNC (2/9/19)
Batting Average (min. 3 AB) 1.000 three times, last vs. SMC (4/27/18)
Slugging Percentage (min. 3 AB) 2.000 twice, last vs. ECU (3/9/18)

Season Highlights

- Went 2 for 4 against both No. 18 Baylor and North Carolina
- Posted a slugging percentage of .750 against No. 18 Baylor including two hits and RBI as well as one hit (2/7)



Marissa Chavez • 3

5-6 • Sophomore • SS, 2B • R/R • Covina, California • Charter Oaks HS

Career Stats

Season	GP	GS	AB	R	H	2B	3B	HR	RBI	BB	SO	SB	CS	SF	SH	HBP	AVG	SLG	OBP	PO	A	E	FLD
2018	14	2	16	0	0	0	0	0	0	1	5	0	0	0	0	1	0	0	.111	3	5	0	1.000
2019	4	4	9	1	2	0	0	0	0	1	1	0	0	0	0	0	.222	.222	.300	10	2	0	1.000
CAREER	18	6	25	1	2	0	0	0	0	2	6	0	0	0	0	1	.080	.080	.179	13	7	0	1

Notable

- Four-year varsity starter
- Won the Silver Slugger Award

Records

SEASON HIGHS

At Bats 3 twice, last vs. North Carolina (2/9)
Runs 1 vs. Liberty (2/8)
Hits 1 twice, last vs. North Carolina (2/9)
RBI --
Walks 1 vs. No. 18 Baylor (2/7)
Stolen Bases --
Batting Average (min. 3 AB) .333 vs. North Carolina (2/9)
Slugging Percentage (min. 3 AB) .330 vs. North Carolina (2/9)

CAREER HIGHS

At Bats 3 twice, last vs. UNC (2/7/19)
Runs 1 vs. Liberty (2/8/19)
Hits 1 twice, last vs. UNC 2/7/19
RBI --
Walks 1 twice, last vs. Baylor (2/7/19)
Stolen Bases --
Batting Average (min. 3 AB) .333 vs. UNC (2/7/19)
Slugging Percentage (min. 3 AB) .33 vs. UNC (2/7/19)

Season Highlights

- Scored first career run against North Carolina (2/9)
- Had four putouts against No. 9 South Carolina and UNC



Taylei Williams • 5

5-6 • Sophomore • UTL, INF • R/R • Mona, Utah • Southern Utah University/Juab HS

Career Stats

Season	GP	GS	AB	R	H	2B	3B	HR	RBI	BB	SO	SB	CS	SF	SH	HBP	AVG	SLG	OBP	PO	A	E	FLD
2019	4	2	6	2	2	1	0	0	0	1	1	0	0	0	1	0	.333	.500	.429	2	1	0	1.000
CAREER	4	2	6	2	2	1	0	0	0	1	1	0	0	0	1	0	.333	.500	.429	2	1	0	1.000

Notable

- Utah Softball Gatorade Player of the Year and Salt Lake Tribune Player of the Year in 2016
- Holds the Utah state record for career home runs (31), batting average (.578), strikeouts (645) and RBI in a season (65)
- Transfer from Southern Utah University

Records

SEASON HIGHS

At Bats 3 vs. North Carolina (2/9)
Runs 1 twice, last vs. North Carolina (2/9)
Hits 2 vs. North Carolina (2/9)
RBI --
Walks 1 vs. No. 18 Baylor
Stolen Bases --
Batting Average (min. 3 AB) .667 vs. North Carolina (2/9)
Slugging Percentage (min. 3 AB) 1.000 vs. North Carolina (2/9)

CAREER HIGHS

At Bats 3 vs. UNC (2/9)
Runs 1 twice, last vs. UNC (2/9)
Hits 2 vs. UNC (2/9)
RBI --
Walks 1 vs. No. 18 Baylor
Stolen Bases --
Batting Average (min. 3 AB) .667 vs. UNC (2/9)
Slugging Percentage (min. 3 AB) 1.000 vs. UNC (2/9)

Season Highlights

- Hit first double and went 2 for 3 with one run against UNC (2/9)



Ashley Godfrey • 6

5-6 • Senior • INF, UTL • R/R • Buckeye, Arizona • Estrella Foothills HS

Career Stats

Season	GP	GS	AB	R	H	2B	3B	HR	RBI	BB	SO	SB	CS	SF	SH	HBP	AVG	SLG	OBP	PO	A	E	FLD
2015	9	0	7	3	3	0	0	0	0	0	1	0	0	0	0	0	.429	.429	.429	1	0	0	1.000
2017	15	1	10	3	4	0	0	0	2	1	0	1	0	0	0	1	.400	.400	.500	19	4	0	1.000
2018	32	8	31	11	7	1	0	2	8	3	8	1	0	0	1	1	.226	.452	.314	15	10	2	.930
2019	4	3	8	1	2	0	0	1	4	0	1	0	0	0	0	0	.250	.625	.250	5	3	0	1.00
CAREER	60	12	56	18	16	1	0	3	14	4	10	2	0	0	1	2	.286	.464	.355	40	17	2	.966

Notable

- Majoring in exercise and wellness
- Arizona Interscholastic Association All-State First Team 2010-12
- Lettered in volleyball and soccer, All-Section Second Team in soccer in 2013-14

Records

SEASON HIGHS

At Bats three twice, last vs. North Carolina (2/9)
Runs 1 vs. Liberty (2/8)
Hits 2 vs. Liberty (2/8)
RBI 3 vs. Liberty (2/8)
Walks --
Stolen Bases 1 vs. North Carolina (2/9)
Batting Average (min. 3 AB) --
Slugging Percentage (min. 3 AB) --

CAREER HIGHS

At Bats 4 vs. SCU (4/7/18)
Runs 2 vs. Texas A&M (2/20/15)
Hits 3 vs. Detroit Mercy (3/3/17)
RBI 3 twice, last vs. Liberty (2/9/19)
Walks 1 four times, last vs. ECU (3/9)
Stolen Bases 1 three times, last vs. UNC (2/9/19)
Batting Average (min. 3 AB) 1.000 vs. Detroit Mercy (3/3/17)
Slugging Percentage (min. 3 AB) 1.000 vs. Detroit Mercy (3/3/17)

Season Highlights

- Hit first homer of the season against Liberty totaling three RBI (2/8)



Alyssa Podhurcak • 7

5-8 • Freshman • UTL, INF • R/R • Torrance, California • South Torrance HS

Career Stats

Season	GP	GS	AB	R	H	2B	3B	HR	RBI	BB	SO	SB	CS	SF	SH	HBP	AVG	SLG	OBP	PO	A	E	FLD
2019	3	2	5	0	0	0	0	0	0	0	0	0	0	0	0	0	.000	.000	.167	3	2	1	.833
CAREER	3	2	5	0	0	0	0	0	0	0	0	0	0	0	0	0	.000	.000	.167	3	2	1	.833

Notable

- Named All-League in 2016, 2017 and 2018
- CIF Champions in 2017 with South Torrance High School
- Played volleyball in high school

Records

SEASON HIGHS

At Bats -3 vs. South Carolina (2/7)
Runs --
Hits --
RBI --
Walks 1 vs. Liberty (2/8)
Stolen Bases --
Batting Average (min. 3 AB) --
Slugging Percentage (min. 3 AB) --

CAREER HIGHS

At Bats -3 vs. South Carolina (2/7/19)
Runs --
Hits --
RBI --
Walks 1 vs. Liberty (2/8/19)
Stolen Bases --
Batting Average (min. 3 AB) --
Slugging Percentage (min. 3 AB) --

Season Highlights

- Had three putouts and two assists against Liberty (2/8)



Emilee Erickson • 8

5-10 • Rs. Junior • 3B • R/R • Phoenix, Arizona • Sandra Day O'Connor HS

Career Stats

Season	GP	GS	AB	R	H	2B	3B	HR	RBI	BB	SO	SB	CS	SF	SH	HBP	AVG	SLG	OBP	PO	A	E	FLD
2016	31	25	75	11	21	4	0	3	12	4	20	0	1	0	3	3	.280	.453	.341	116	15	2	.985
2017	10	5	16	3	1	0	0	0	0	1	3	0	0	0	0	2	.063	.063	.211	36	1	0	1.000
2018	2	13	36	3	5	0	0	1	3	6	8	1	0	0	0	2	.139	.222	.295	64	5	0	1.00
2019	4	4	12	2	4	1	0	1	1	0	2	0	0	0	0	0	.333	.667	.333	1	12	2	0.870
CAREER	66	47	139	19	31	5	0	5	16	11	33	1	1	0	3	7	.223	.367	.312	217	33	4	.984

Notable

- 21st member of her family to attend BYU
- Brother Brendon played baseball for BYU in 2013
- Captain of her team that won the 2015 Division I State Championship
- Voted Female Athlete of the Year at her high school

Records

SEASON HIGHS

At Bats 4 vs. North Carolina (2/9)
Runs 1 twice, last vs. North Carolina (2/9)
Hits 2 vs. South Carolina (2/7)
RBI 1 vs. North Carolina (2/9)
Walks --
Stolen Bases --
Batting Average (min. 3 AB) .667 vs. South Carolina (2/7)
Slugging Percentage (min. 3 AB) 1.000 vs. North Carolina (2/9)

CAREER HIGHS

At Bats 4 four times, last vs. UNC (2/9/19)
Runs 2 twice, last vs. Santa Clara (5/6/16)
Hits 2 six times, last vs. South Carolina (2/7/19)
RBI 2 vs. Southern Utah (4/5/16)
Walks 3 vs. Oregon St. (2/10/18)
Stolen Bases 1 @ ASU (3/31/18)
Batting Average (min. 3 AB) .667 four times, last vs. South Carolina (2/7/19)
Slugging Percentage (min. 3 AB) 1.667 vs. Santa Clara (5/6/16)

Season Highlights

- Went 2 for 3 and hit a double against No. 9 South Carolina (2/7)
- Had six assists against No. 18 Baylor (2/7)
- Hit first season homer against North Carolina (2/9)



Arissa Paulson • 10

5-10 • Rs. Sophomore • P, 1B • R/R • Payson, Arizona • Brightmont Academy

Career Stats

Season	GP	GS	W	L	CG	SHO	SV	IP	H	R	ER	BB	SO	2B	3B	HR	AB	HBP	AVG	ERA
2017	25	20	11	3	9	2	1	102.0	82	43	41	59	97	17	3	3	363	4	.226	3.72
2018	17	15	7	6	7	3	0	76.0	68	39	32	39	63	8	1	4	292	7	.233	2.95
2019	3	3	1	0	0	0	0	13.2	16	9	7	8	5	2	1	1	50	1	.320	3.59
CAREER	45	38	19	9	16	5	1	191.2	166	91	80	106	165	27	5	8	705	12	.235	2.92

Notable

- Little sister Aubrielle is on the team
- Brother Sterling played rugby at BYU from 2012-14
- Great-grandfather played for the Washington Redskins
- Arizona Gatorade Softball Player of the Year for 2014-15
- Also played soccer and basketball

Records

SEASON HIGHS

Strikeouts 3 vs. Liberty (2/8)
ERA (min. 4 IP) 2.21 vs. No. 18 Baylor (2/7)
Innings Pitched 6.1 vs. No. 18 Baylor (2/7)
Opponent Batting Average (min. 4 IP) 0.267 vs. North Carolina (2/9)
Earned Runs (min. 4 IP) 2 twice, last vs. Liberty
Hits (min. 4 IP) 4 vs. North Carolina (2/9)
Walks (min. 4 IP) 3 vs. North Carolina (2/9)
At Bats 21 vs. No. 18 Baylor (2/7)

CAREER HIGHS

Strikeouts 9 vs. UVU (5/8/17)
ERA (min. 4 IP) .00 six times, last vs. NU (3/3)
Innings Pitched 8.0, vs. CSUN (2/23/18)
Opponent Batting Average (min. 4 IP) .087 vs. Pacific (4/14/17)
Earned Runs 0 three times, last vs. NU (3/3)
Hits 1 vs. SUU (4/19/17)
Walks 0 @ Hawai'i (3/8/18)
At Bats 30 vs. CSUN (2/23/18)

Season Highlights

- Had three strikeouts against Liberty
- Pitched 6.1 innings with only two earned runs while also going 2/3 with one RBI against No. 18 Baylor



Morgan Bevell • 11

5-10 • Sophomore • C • R/R • Issaquah, Washington • Issaquah HS

Career Stats

Season	GP	GS	AB	R	H	2B	3B	HR	RBI	BB	SO	SB	CS	SF	SH	HBP	AVG	SLG	OBP	PO	A	E	FLD
2018	10	0	9	1	0	0	0	0	0	2	5	0	0	0	0	0	0	0	.182	3	0	0	1.000
2019	1	1	3	1	2	1	0	0	0	0	0	0	0	0	0	0	.667	.000	.667	3	0	0	1.000
CAREER	11	1	12	2	2	1	0	0	0	2	5	0	0	0	0	0	.167	.250	.286	6	0	0	1.000

Notable

- Four-year starter on varsity
- Team captain and overall MVP in 2016
- Three-year scholar athlete
- Hopes to pursue a degree in the medical field

Records

SEASON HIGHS

At Bats 3 vs. No. 18 Baylor (2/7)
Runs 1 vs. No. 18 Baylor (2/7)
Hits 2 vs. No. 18 Baylor (2/7)
RBI --
Walks --
Stolen Bases --
Batting Average (min. 3 AB) .667 vs. No. 18 Baylor (2/7)
Slugging Percentage (min. 3 AB) 1.000 vs. No. 18 Baylor (2/7)

CAREER HIGHS

At Bats 3 vs. No. 18 Baylor (2/7/19)
Runs 1 twice, last vs. No. 18 Baylor (2/7/19)
Hits 2 vs. No. 18 Baylor (2/7/19)
RBI --
Walks 1 twice, last @ UVU (4/10/18)
Stolen Bases --
Batting Average (min. 3 AB) .667 vs. No. 18 Baylor (2/7/19)
Slugging Percentage (min. 3 AB) 1.000 vs. No. 18 Baylor (2/7/19)

Season Highlights

- Had first two career hits including a double against No. 18 Baylor (2/7)
- Had three put outs against No. 18 Baylor (2/9)



Bridget Fleener • 13

5-6 • Sophomore • C • L/R • Camarillo, California • Camarillo HS

Career Stats

Season	GP	GS	AB	R	H	2B	3B	HR	RBI	BB	SO	SB	CS	SF	SH	HBP	AVG	SLG	OBP	PO	A	E	FLD
2018	48	42	119	14	45	7	2	4	30	10	12	1	0	1	4	4	.378	.571	.440	1	0	0	1.000
2019	1	0	1	0	0	0	0	0	0	0	0	0	0	0	0	0	.000	.000	.000	0	0	0	0
CAREER	49	43	120	14	45	7	2	4	30	10	12	1	0	1	4	4	.375	.567	.437	1	0	0	1

Notable

- 2018 WCC Freshman of the Year
- 2018 All-WCC First Team
- Four-year starter on varsity
- Named ACHS Offensive Player of the Year in 2014, 2015 and 2016
- Plans to major in exercise science

Records

SEASON HIGHS

- At Bats** 1 vs. Liberty (2/8)
- Runs** --
- Hits** --
- RBI** --
- Walks** --
- Stolen Bases** --)
- Batting Average (min. 3 AB)** --
- Slugging Percentage (min. 3 AB)** --

CAREER HIGHS

- At Bats** 5 vs. LSU (3/22/18)
- Runs** 2 @ SUU (4/30)
- Hits** 2 nine times times, last @ SD (5/5/18)
- RBI** 3 at Utah (4/18/18)
- Walks** 1 six times, last at ASU (3/31/18)
- Stolen Bases** 1 vs. SMC (4/28/18)
- Batting Average (min. 3 AB)** .750 at Utah (4/18/18)
- Slugging Percentage (min. 3 AB)** 1.25 vs. Hawai'i (2/15/18)

Season Highlights

- Played in one game



Brooke Hill • 16

6-0 • Freshman • 1B • R/R • Lexington, Kentucky • Paul Laurence Dunbar HS

Career Stats

Season	GP	GS	AB	R	H	2B	3B	HR	RBI	BB	SO	SB	CS	SF	SH	HBP	AVG	SLG	OBP	PO	A	E	FLD
2019	0	0	0	0	0	0	0	0	0	0	0	0	0	0	0	0	.000	.000	.000	0	0	0	.000
CAREER	0	0	0	0	0	0	0	0	0	0	0	0	0	0	0	0	.000	.000	.000	0	0	0	.000

Notable

- Her mom was All-American softball player at Arizona and her dad played football at Iowa Wesleyan
- Her grandpa Bruce Dalton was a pitcher for the BYU baseball team and also wore No. 16
- Set the Dunbar High School record for home runs with 35
- Named Dunbar High School Student Athlete of the Year in 2018

Records

SEASON HIGHS

- At Bats** --
- Runs** --
- Hits** --
- RBI** --
- Walks** --
- Stolen Bases** --
- Batting Average (min. 3 AB)** --
- Slugging Percentage (min. 3 AB)** --

CAREER HIGHS

- At Bats** --
- Runs** --
- Hits** --
- RBI** --
- Walks** --
- Stolen Bases** --
- Batting Average (min. 3 AB)** --
- Slugging Percentage (min. 3 AB)** --

Season Highlights

- Has not played yet



Erin Miklus • 17

5-2 • Sophomore • 2B • L/R • Altoona, Iowa • Southeast Polk HS

Career Stats

Season	GP	GS	AB	R	H	2B	3B	HR	RBI	BB	SO	SB	CS	SF	SH	HBP	AVG	SLG	OBP	PO	A	E	FLD
2018	36	3	14	19	4	2	0	0	3	3	5	2	0	0	0	0	.286	.429	.412	5	7	0	1.000
2019	3	1	4	0	0	0	0	0	0	1	2	1	1	0	0	0	.000	.000	.200	3	2	0	1.000
CAREER	39	4	18	19	4	2	0	0	3	4	7	3	1	0	0	0	.222	.333	.364	8	9	0	1

Notable

- 2017 Iowa GSCA All-State First Team as a senior
- Two of her brothers wrestle for Mizzou
- Has cousins that played softball at Drake, Iowa and Hartburg College
- National Honor Society
- All-Academic Award
- Plans to study psychology

Records

SEASON HIGHS

- At Bats** 2 twice, last vs. Liberty (2/8)
- Runs** --
- Hits** --
- RBI** --
- Walks** 1 vs. No. 18 Baylor (2/7)
- Stolen Bases** 1 vs. No. 18 Baylor
- Batting Average (min. 3 AB)** --
- Slugging Percentage (min. 3 AB)** --

CAREER HIGHS

- At Bats** 3 @ ASU (3/30/18)
- Runs** 1 18 times, last vs. LMU (5/12/18)
- Hits** 2 vs. LMU (5/12/18)
- RBI** 2 vs. LMU (5/12/18)
- Walks** 1 three times, last vs. No. 18 Baylor (2/7/19)
- Stolen Bases** 1 twice, last vs. Fresno St. (2/24/18)
- Batting Average (min. 3 AB)** --
- Slugging Percentage (min. 3 AB)** --

Season Highlights

- Stole a base against No. 18 Baylor (2/7)



Autumn Moffat • 20

5-10 • Sophomore • P, 1B • R/R • Eagle, Idaho • Eagle HS
Career Stats

Season	GP	GS	W	L	CG	SHO	SV	IP	H	R	ER	BB	SO	2B	3B	HR	AB	HBP	AVG	ERA
2018	31	16	9	8	7	2	1	104.2	119	69	52	40	75	11	2	12	434	12	.274	3.48
2019	2	1	0	2	0	0	0	3.1	9	9	6	3	3	3	0	1	20	0	.450	12.60
CAREER	33	17	9	10	7	2	1	108	128	78	58	43	78	14	2	13	454	12	.282	3.76

Notable

- 2018 All-WCC Second Team
- Her dad played football at BYU while her brother was a cheerleader here
- Three-time state champion pitcher
- Two-time 5A pitcher of the year
- Wants to study nursing

Records

SEASON HIGHS

- **Strikeouts** 3 vs Liberty (2/8)
- **ERA (min. 4 IP)** --
- **Innings Pitched** 2.2 vs. No. 9 South Carolina (2/7)
- **Opponent Batting Average (min. 4 IP)** --
- **Earned Runs (min. 4 IP)** --
- **Hits (min. 4 IP)** --
- **Walks (min. 4 IP)** --
- **At Bats** 10 twice, last vs. Liberty (2/8)

CAREER HIGHS

- **Strikeouts** 5 four times, last vs. LMU (5/12/18)
- **ERA (min. 4 IP)** 0.0 three times, last vs. SMC (4/27/18)
- **Innings Pitched** 7.0 three times, last @ SD (5/5/18)
- **Opponent Batting Average (min. 4 IP)** 0.105 vs. SUU (3/16/18)
- **Earned Runs (min. 4 IP)** 0 four times, last vs. LMU (5/17/18)
- **Hits (min. 4 IP)** 2 twice, last vs. SUU (3/16/18)
- **Walks (min. 4 IP)** 0 four times, last @ SD (5/5/18)
- **At Bats** 28 vs. UAPB (3/10/18)

Season Highlights

- Had three strikeouts against Liberty (2/8)



Libby Sugg • 21

5-7 • Senior • C • R/R • Franklin, Tennessee • Franklin HS
Career Stats

Season	GP	GS	AB	R	H	2B	3B	HR	RBI	BB	SO	SB	CS	SF	SH	HBP	AVG	SLG	OBP	PO	A	E	FLD
2016	57	57	163	30	52	10	1	18	58	37	33	0	1	1	0	1	.319	.724	.446	288	15	4	.987
2017	58	57	163	30	58	12	0	13	56	18	22	4	0	4	5	2	.356	.669	.417	315	16	2	.994
2018	58	58	157	32	65	13	0	11	67	33	16	2	0	6	3	0	.414	.707	.276	27	9	9	.970
2019	4	4	8	0	1	0	0	0	1	3	1	0	0	1	0	1	.125	.125	.385	10	3	1	.930
CAREER	177	176	491	92	176	35	1	42	182	91	72	6	1	12	8	4	.358	.690	.453	889	61	16	.983

Notable

- Two-time team captain
- 2018 All-WCC First Team
- 2018 WCC All-Academic Team
- Named to 2018 USA Softball College Player of the Year Watch List
- 2017 NFCA All-Pacific Region First Team
- 2017 All-WCC Second Team
- Won two ASA/USA National Championships with Tennessee Fury 97
- Hit a grand slam against Saint Mary's in 2016

Records

SEASON HIGHS

- **At Bats** 3 vs. Liberty (2/8)
- **Runs** --
- **Hits** 1 vs. No. 9 South Carolina (2/7)
- **RBI** 1 vs. North Carolina (2/9)
- **Walks** 1 three times, last vs. North Carolina (2/9)
- **Stolen Bases** --
- **Batting Average (min. 3 AB)** --
- **Slugging Percentage (min. 3 AB)** --

CAREER HIGHS

- **At Bats** 4 32 times, last vs. Santa Clara (4/6/18)
- **Runs** 3 vs. Santa Clara (4/6/18)
- **Hits** 3 five times, last vs. New Mexico (2/16/18)
- **RBI** 5 twice, last vs. Nebraska (2/9/17)
- **Walks** 3 vs. Santa Clara (5/7/16)
- **Stolen Bases** 1 five times, last vs PSU (3/2/18)
- **Batting Average (min. 3 AB)** 1.000 six times, last @ SUU (4/30)
- **Slugging Percentage (min. 3 AB)** 2.667 twice, last vs. NDSU (3/30/18)

Season Highlights

- Had one RBI against North Carolina (2/9)
- Tallied five putouts and two assists against Liberty (2/8)



Olivia Sanchez • 24

5-7 • Senior • P, 1B • R/R • Murrieta, California • Murrieta Valley HS
Career Stats

Season	GP	GS	W	L	CG	SHO	SV	IP	H	R	ER	BB	SO	2B	3B	HR	AB	HBP	AVG	ERA
2016	23	14	7	8	5	2	0	91	107	61	44	40	49	27	1	11	370	7	.289	3.38
2017	7	0	0	0	0	0	0	9	12	11	10	4	1	1	0	3	40	0	.300	7.78
2018	23	13	0	1	0	0	0	10.2	17	18	17	8	4	5	1	5	48	1	.354	11.16
2019	2	1	0	0	0	0	0	1.0	2	1	1	1	0	0	0	0	4	0	.500	7.00
CAREER	55	28	7	9	5	2	0	111.2	138	91	72	53	54	33	2	19	462	10	.299	4.51

Notable

- Cousin of former BYU softball outfielder Monica Gonzales (2006-09)
- High school team was back-to-back league champions in 2013 and 2014
- Scholar athlete in 2012, 2013, 2015
- Southwestern League MVP in 2013 and 2015

Records

SEASON HIGHS

- **Strikeouts** --
- **ERA (min. 4 IP)** --
- **Innings Pitched** 1.0 vs. Liberty (2/8)
- **Opponent Batting Average (min. 4 IP)** --
- **Earned Runs (min. 4 IP)** --
- **Hits (min. 4 IP)** --
- **Walks (min. 4 IP)** --
- **At Bats** 4 vs. Liberty (2/8)

CAREER HIGHS

- **Strikeouts** 6 twice, last @ Texas (4/2/16)
- **ERA (min. 4 IP)** .00 seven times, last vs. Nebraska (5/20/16)
- **Innings Pitched** 7.0 vs. Creighton (2/13/16)
- **Opponent Batting Average (min. 4 IP)** .050 twice, last vs. Nebraska (5/20/16)
- **Earned Runs (min. 4 IP)** 0 six times, last vs. SCU (5/6/16)
- **Hits (min. 4 IP)** 1 three times, last vs. Nebraska (5/20/16)
- **Walks (min. 4 IP)** 0 @ SUU (5/3/16)
- **At Bats** 31 vs. Missouri (2/27/16)

Season Highlights

- Pitched one inning against Liberty (2/8)



Lexi Tarrow • 26

5-8 • Senior • OF • L/R • Olympia, Washington • A.G. West Black Hills HS
Career Stats

Season	GP	GS	AB	R	H	2B	3B	HR	RBI	BB	SO	SB	CS	SF	SH	HBP	AVG	SLG	OBP	PO	A	E	FLD
2016	42	31	89	22	23	3	1	0	6	7	20	5	0	0	3	2	.258	.315	.327	12	2	1	.933
2017	57	56	157	42	62	4	3	3	30	29	30	7	2	0	3	2	.395	.516	.495	18	1	0	1.000
2018	57	56	171	42	59	9	1	4	34	26	37	18	1	1	3	2	.345	.480	.435	51	4	3	.950
2019	3	3	10	0	0	0	0	0	1	0	3	0	0	0	0	0	.000	.000	.000	2	1	0	1.000
CAREER	159	146	427	106	144	16	5	7	71	62	90	30	3	1	9	6	.337	.447	.427	83	8	4	.958

Notable

- Full name is Alexi
- 2018 All-WCC First Team
- 2017 All-WCC Honorable Mention
- Two-time WCC Player of the Week

Records

SEASON HIGHS

At Bats 4 twice, last vs. North Carolina (2/9)
Runs --
Hits --
RBI 1 vs. North Carolina (2/9)
Walks --
Stolen Bases --
Batting Average (min. 3 AB) --
Slugging Percentage (min. 3 AB) --

CAREER HIGHS

At Bats 5 twice, last SD (5/4/18)
Runs 3 vs. UVU (4/26/17)
Hits 4 vs. UVU (4/26/17)
RBI 3 seven times, last vs. SUU (3/16)
Walks 3 vs. Alabama (3/2/18)
Stolen Bases 2 three times, last vs. ECU (3/9)
Batting Average (min. 3 AB) 1.000 vs. PSU (3/2/18)
Slugging Percentage (min. 3 AB) 2.000 twice, last vs. PSU (3/2)

Season Highlights

- Had one RBI against North Carolina (2/9)



Allie Hancock • 27

5-10 • Senior • 1B • R/R • Gilbert, Arizona • Basha HS
Career Stats

Season	GP	GS	AB	R	H	2B	3B	HR	RBI	BB	SO	SB	CS	SF	SH	HBP	AVG	SLG	OBP	PO	A	E	FLD
2016	18	2	10	6	1	0	0	0	1	3	4	3	0	0	0	0	.100	.100	.308	3	0	0	1.000
2017	20	7	18	2	2	0	0	1	3	4	5	1	1	1	0	4	.111	.278	.370	6	1	0	1.000
2018	49	24	58	9	9	1	1	3	8	10	19	4	0	0	1	5	.155	.362	.329	189	7	3	.980
2019	3	3	7	1	1	0	0	1	1	1	1	0	0	0	1	1	.143	.571	.333	19	1	0	1.000
CAREER	90	36	93	18	13	1	1	5	13	18	29	8	1	1	1	10	.140	.333	.336	217	9	3	.987

Notable

- Hit first career home run vs. Nevada
- Set the home run record at Basha HS in 2015 with 14 home runs (3rd in state)
- 2015 District Player of the Year
- Division I state runner-up in 2012
- Won back-to-back national titles in 2012 and 2013 with the Lady Cats

Records

2018 SEASON HIGHS

At Bats 3 vs. Liberty (2/8)
Runs 1 vs. No. 9 South Carolina (2/7)
Hits 1 vs. No. 9 South Carolina (2/7)
RBI 1 vs. No. 9 South Carolina (2/7)
Walks 1 vs. North Carolina
Stolen Bases --
Batting Average (min. 3 AB) --
Slugging Percentage (min. 3 AB) --

CAREER HIGHS

At Bats 4 four times, last vs. Alabama (3/3/18)
Runs 2 vs. Hawai'i (2/15/18)
Hits 2 vs. Hawai'i (2/15/18)
RBI 2 twice, last vs. Stanford (2/8/18)
Walks 2 twice, last vs. FIU (2/16/18)
Stolen Bases 2 vs. Robert Morris (2/20/16)
Batting Average (min. 3 AB) .500 vs. Hawai'i (2/15)
Slugging Percentage (min. 3 AB) 1.25 vs. Hawai'i (2/15)

Season Highlights

- Hit a two-run homer in the season opener against No. 9 South Carolina (2/9)



Kerisa Viramontes • 33

5-5 • Junior • P • R/R • Norco, California • Norco HS
Career Stats

Season	GP	GS	W	L	CG	SHO	SV	IP	H	R	ER	BB	SO	2B	3B	HR	AB	HBP	AVG	ERA
2017	11	4	2	2	1	1	0	21.1	28	18	17	8	13	3	0	2	88	3	.318	7.25
2018	36	27	19	6	14	3	1	155.2	143	59	47	71	124	17	0	15	589	6	.243	2.11
2019	4	1	0	1	0	0	1	8.0	10	6	4	5	3	0	0	2	32	0	.313	3.50
CAREER	51	32	21	9	15	4	2	185	181	83	68	84	140	20	0	19	709	9	.255	2.57

Notable

- 2018 WCC Co-Pitcher of the Year
- 2018 All-WCC Second Team selection
- Threw a no-hitter in her collegiate debut vs. Nevada
- First freshman to start the CIF Southern Section Division I Title game since 2006
- All-Inland First Team as a freshman

Records

2018 SEASON HIGHS

Strikeouts 2 vs. North Carolina (2/9)
ERA (min. 4 IP) --
Innings Pitched --
Opponent Batting Average (min. 4 IP) --
Earned Runs (min. 4 IP) --
Hits (min. 4 IP) --
Walks (min. 4 IP) --
At Bats (min. 4 IP) --

CAREER HIGHS

Strikeouts 11 twice, last vs. James Madison (3/10/18)
ERA (min. 4 IP) .00 five times, last @ UVU (4/10/18)
Innings Pitched 11.1 at LSU (3/22/18)
Opponent Batting Average (min. 4 IP) .000 vs. Nevada (2/17/17)
Earned Runs 0 seven times, last @ Pacific (4/14/18)
Hits (min. 4 IP) 0 vs. Nevada (2/17/17)
Walks (min. 4 IP) 1 three times, last @ UVU (4/10/18)
At Bats (min. 4 IP) 38 at LSU (3/22/18)

Season Highlights

- Had two strikeouts against North Carolina (2/9)



Martha Epenesa • 55

5-9 • Rs. Freshman • 3B • R/R • Moreno Valley, California • Valley View HS
 Career Stats

Season	GP	GS	AB	R	H	2B	3B	HR	RBI	BB	SO	SB	CS	SF	SH	HBP	AVG	SLG	OBP	PO	A	E	FLD
2019	3	0	1	1	0	0	0	0	0	1	1	0	0	0	0	0	.000	.000	0	0	0	0	0
CAREER	3	0	1	1	0	0	0	0	0	1	1	0	0	0	0	0	0	0	.5	0	0	0	0

Notable

- Played for California Cruisers (18 gold)
- High school team took first in the 2016 Valley View Inland Championship League and qualified for CIF playoffs
- Also a standout high school volleyball player and was the All-CIF MVP in 2016

Records

SEASON HIGHS

At Bats --
Runs 1 vs. No. 9 South Carolina (2/7)
Hits --
RBI --
Walks 1 vs. Liberty (2/8)
Stolen Bases --
Batting Average (min. 3 AB) --
Slugging Percentage (min. 3 AB) --

CAREER HIGHS

At Bats --
Runs 1 vs. No. 9 South Carolina (2/7)
Hits --
RBI --
Walks 1 vs. Liberty (2/8)
Stolen Bases --
Batting Average (min. 3 AB) --
Slugging Percentage (min. 3 AB) --

Season Highlights

- Scored one run as a pinch runner against No. 9 South Carolina (2/7)



Reggie Kanagawa • 77

6-2 • Freshman • P, 1B • R/R • Blue Springs, Missouri • Blue Springs HS
 Career Stats

Season	GP	GS	W	L	CG	SHO	SV	IP	H	R	ER	BB	SO	2B	3B	HR	AB	HBP	AVG	ERA
2019	0	0	0	0	0	0	0	0	0	0	0	0	0	0	0	0	0	0	0	0
CAREER	0	0	0	0	0	0	0	0	0	0	0	0	0	0	0	0	0	0	0	0

Notable

- Named All-Conference, All-District, All-Region and All-Area in high school
- All-State Pitcher in 2016
- Named an All-American sophomore and senior season in high school

Records

SEASON HIGHS

At Bats --
Runs --
Hits --
RBI --
Walks --
Stolen Bases --
Batting Average (min. 3 AB) --
Slugging Percentage (min. 3 AB) --

CAREER HIGHS

At Bats --
Runs --
Hits --
RBI --
Walks --
Stolen Bases --
Batting Average (min. 3 AB) --
Slugging Percentage (min. 3 AB) --

Season Highlights

- Redshirting the 2019 season



Aubrielle Paulson • 99

5-4 • Freshman • OF • L/R • Payson, Arizona • Payson HS
 Career Stats

Season	GP	GS	AB	R	H	2B	3B	HR	RBI	BB	SO	SB	CS	SF	SH	HBP	AVG	SLG	OBP	PO	A	E	FLD
2019	2	0	0	2	0	0	0	0	0	1	0	0	0	0	0	0	0	0	.000	0	0	0	0
CAREER	2	0	0	2	0	0	0	0	0	1	0	0	0	0	0	0	0	0	.000	0	0	0	0

Notable

- Sister Arissa currently plays softball at BYU
- All-Valley Softball Team in 2017 and 2018
- Named to the 2018 PGF Mountain All-American Team

Records

SEASON HIGHS

At Bats --
Runs 1 twice, last vs. Liberty (2/8)
Hits --
RBI --
Walks 1 vs. Liberty (2/8)
Stolen Bases --
Batting Average (min. 3 AB) --
Slugging Percentage (min. 3 AB) --

CAREER HIGHS

At Bats --
Runs 1 twice, last vs. Liberty (2/8)
Hits --
RBI --
Walks 1 vs. Liberty (2/8)
Stolen Bases --
Batting Average (min. 3 AB) --
Slugging Percentage (min. 3 AB) --

Season Highlights

- Scored first career run as a pinch runner against No. 18 Baylor (2/7)

Individual Game Records

At Bats

No.	Name	Date
8	Kate Walker vs. Colorado State	04/05/02
7	Brooke Cadiente vs. Colorado State	04/05/02
7	Lauren Watson-Perry vs. Colorado State	04/05/02
6	Gordy Bravo at San Diego	05/13/16
6	Lauren Bell at San Diego	05/13/16

Seven more players with 6

Hits

No.	Name	Date
5	Ashley Thompson vs. Pacific	04/10/15
5	Jessica Purcell-Fitu vs. Cal State Northridge	02/19/11
4	Lauren Bell vs. Sacramento State	03/11/17
4	Rylee Jensen vs. Nebraska	02/09/17
4	Ashley Thompson vs. Saint Mary's	04/22/16

29 more players with 4

Doubles

No.	Name	Date
3	Rylee Jensen vs. Nevada	02/17/17
3	Ashlee Robinson vs. Portland State	02/14/14
3	Katie Manuma vs. Seattle	02/13/14
3	JC Clayton vs. Utah	04/10/10
3	Jessica Purcell-Fitu vs. Sacramento State	03/19/09
3	Andrea Ramirez vs. DePaul	03/23/06

Home Runs

No.	Name	Date
3	Angeline Quiocho at UNLV	05/07/10

Two more players with 3

RBI

No.	Name	Date
8	Daniela Urincho-Snow at UVU	04/16/08
7	Katie Manuma vs. Seattle	02/13/14
7	Jessica Purcell-Fitu vs. UNLV	04/29/11
7	Jessica Purcell-Fitu at Utah	04/11/09
7	Jessica Purcell-Fitu vs. SUU	04/14/09
7	Ianeta Le'i vs. Utah	04/24/04
6	Ashley Thompson vs. Pacific	04/10/15

12 more players with 6

Walks

No.	Name	Date
6	Oli Keohohou vs. Utah	05/12/01
4	Jessica Dugas at UVU	05/02/12

Four more players with 4

Runs

No.	Name	Date
5	Daniela Urincho-Snow at UVU	04/16/08
4	Lauren Bell vs. Santa Clara	05/06/16
4	Lauren Bell vs. UC Santa Barbara	02/19/15

16 more players with 4

Stolen Bases

No.	Name	Date
4	JC Clayton vs. San Diego	03/23/13
3	Ashley Thompson vs. Miami (Ohio)	03/03/17
3	Krystle Chamberlain vs. New Mexico	04/16/05
3	Debbie Dodds vs. New Mexico	04/30/04
3	Lindsey Hodgen-Kelly at Utah State	03/21/01
2	Ashley Thompson vs. Mount St. Mary's	03/03/16

60 more players with 2

Strikeouts

No.	Name	Date
14	McKenna Bull vs. Wisconsin	02/12/16
14	McKenna Bull at Saint Mary's	04/03/15
14	McKenna Bull vs. Maryland	02/19/15
14	McKenna Bull vs. Valparaiso	03/14/14
14	Christina Gwyn-Trice vs. Campbell	05/16/08
14	Christina Gwyn-Trice vs. UNLV	04/26/08
14	Summer Tobias vs. New Mexico	05/13/05
13	Tori Almond vs. Seattle	02/08/13
13	Paige Affleck at Hawaii	03/17/11
13	Christina Gwyn-Trice vs. SUU	02/07/08

Innings Pitched

No.	Name	Date
16.0	Niki Andersen vs. Colorado	04/05/02
12.0	McKenna Bull at San Diego	05/13/16
12.0	Maryon DeWitt-Wallentine at Utah	05/06/00
10.0	Christie Zinanti vs. Ball State	03/14/09
10.0	Summer Tobias vs. New Mexico	05/13/05

No-Hitters

Name	Date
Kerisa Viramontes vs. Nevada	02/17/17
McKenna Bull vs. UC Santa Barbara	03/19/16
McKenna Bull vs. San Jose State	02/11/16

16 other no-hitters

Perfect Game

Name	Date
Hannah Howell vs. Loyola Marymount	04/13/13
Summer Tobias vs. UVU	03/30/05

Triple Plays

Name	Date
Coco Tauali'i/McKenzie St. Clair/Katie Manuma	02/20/14
Ashlee Robinson/Stacie Toney/Katie Manuma	05/17/12

Individual Single Season

Batting Average

No.	Name	Year
.458	Oli Keohohou	2001
.444	Gordy Bravo	2015
.435	Lacy Hofstedt	2015

At Bats

No.	Name	Year
206	Ianeta Le'i	2006
201	JC Clayton	2013
199	Cortney Nix Clark	2007

Runs

No.	Name	Year
76	Angeline Quiocho	2010
70	Oli Keohohou	2001
58	Oli Keohohou	2003

Hits

No.	Name	Year
85	Ianeta Le'i	2006
82	Jennifer Whiteley	2007
80	JC Clayton	2010

Home Runs

No.	Name	Year
28	Angeline Quiocho	2010
23	Jodi Norton	2007
21	Oli Keohohou	2001
20	Ianeta Le'i	2006
20	Oli Keohohou	2003
19	Andrea Ramirez	2010
18	Four players, most recently Libby Sugg	2016

RBI

No.	Name	Year
90	Angeline Quiocho	2010
88	Delaney Willard	2012
83	Jessica Purcell Fitu	2009
82	Ianeta Le'i	2006
66	Andrea Ramirez	2010
66	Daniela Urincho-Snow	2008
64	Jessica Purcell Fitu	2011
60	Oli Keohohou	2001
59	Jodi Norton	2007
58	Libby Sugg	2016

Stolen Bases

No.	Name	Year
25	Lacey Hofstedt	2013
25	Lacey Hofstedt	2015
20	Lindsey Hodgen Kelly	2001
20	Lindsey Hodgen Kelly	2000
17	JC Clayton	2013
16	Monica Gonzales	2008
15	Angeline Quiocho	2007
14	Lacey Hofstedt	2011
14	Liz Smith Vander Linden	2002
13	Five players, last Ashley Thompson	2015

Walks

No.	Name	Year
73	Oli Keohohou	2001
67	Oli Keohohou	2002
60	Oli Keohohou	2003
50	Ashlyn Russell	2006
45	Kristin Delahoussaye	2008
42	Kristin Delahoussaye	2011
37	Libby Sugg	2016
37	Ashley Thompson	2014

On-Base Percentage

No.	Name	Year
.636	Oli Keohohou	2001
.619	Oli Keohohou	2002
.609	Oli Keohohou	2003
.510	Gordy Bravo	2015
.506	Kristin Delahoussaye	2008
.505	Delaney Willard	2012
.498	Angeline Quiocho	2010
.490	Ashley Thompson	2016

Slugging Percentage

No.	Name	Year
1.016	Oli Keohohou	2003
.993	Oli Keohohou	2001
.956	Angeline Quiocho	2010
.891	Oli Keohohou	2002
.859	Delaney Willard	2012
.807	Jessica Purcell Fitu	2009
.786	Ianeta Le'i	2006
.776	Daniela Urincho Snow	2008
.766	Jodi Norton	2007
.733	Ashley Thompson	2016
.724	Libby Sugg	2016

Wins

No.	Name	Year
34	McKenna Bull	2015
32	Paige Affleck	2010
29	McKenna Bull	2017

Losses

No.	Name	Year
16	Maryon DeWitt Wallentine	2001
14	Hannah Howell	2013
14	Meghann Pricer	2000
13	McKenna Bull	2016

Complete Games

No.	Name	Year
31	McKenna Bull	2016
29	McKenna Bull	2015
24	Paige Affleck	2011

2017 Leader: 23, McKenna Bull

Shutouts

No.	Name	Year
11	McKenna Bull	2017
10	McKenna Bull	2016
8	McKenna Bull	2015
8	Summer Tobias	2008

Saves

No.	Name	Year
7	McKenna Bull	2014
4	Katie Manuma	2013
4	Hannah Howell	2010
4	Paige Affleck	2009
3	Four players, most recently McKenna Bull	2016

Innings Pitched

No.	Name	Year
263.2	McKenna Bull	2016
257.1	McKenna Bull	2015
247.1	Paige Affleck	2010

Strikeouts

No.	Name	Year
286	McKenna Bull	2016
256	McKenna Bull	2015
245	Christina Gwyn Trice	2008
234	Paige Affleck	2011
226	McKenna Bull	2017
222	Paige Affleck	2010
213	Paige Affleck	2009
207	Christie Zinanti	2009
206	McKenna Bull	2014

Individual Career Records

Batting Average

No.	Name	Years Played
.436	Oli Keohohou	2001-03
.398	JC Clayton	2010-13
.382	Angeline Quiocho	2007-10
.368	Gordy Bravo	2013-16

At Bats

No.	Name	Years Played
759	JC Clayton	2010-13
706	Kristin Delahoussaye	2008-11
704	Jessica Purcell Fitu	2008-11

Runs

No.	Name	Years Played
215	Angeline Quiocho	2007-10
198	Kristin Delahoussaye	2008-11
191	JC Clayton	2010-13

Hits

No.	Name	Years Played
302	JC Clayton	2010-13
265	Angeline Quiocho	2007-10
250	Jessica Purcell Fitu	2008-11

Doubles

No.	Name	Years Played
51	Andrea Ramirez	2006-10
45	Kristin Delahoussaye	2008-11
45	Ianeta Le'i	2003-06

Triples

No.	Name	Years Played
13	Jennifer Whiteley	2004-07
10	Lauren Watson Perry	2002-05
9	JC Clayton	2010-13

Home Runs

No.	Name	Years Played
66	Angeline Quiocho	2007-10
59	Oli Keohohou	2001-03
50	Jessica Purcell Fitu	2008-11

RBI

No.	Name	Years Played
235	Jessica Purcell Fitu	2008-11
206	Ianeta Le'i	2003-06
201	Angeline Quiocho	2007-10

Stolen Bases

No.	Name	Years Played
79	Lacey Hofstedt	2011-15
47	JC Clayton	2010-13
45	Angeline Quiocho	2007-10
43	Ashley Thompson	2014-17

Walks

No.	Name	Years Played
200	Oli Keohohou	2001-03
144	Kristin Delahoussaye	2008-11
121	Ashley Thompson	2014-17

On-Base Percentage

%	Name	Years Played
.622	Oli Keohohou	2001-03
.454	JC Clayton	2010-13
.454	Angeline Quiocho	2007-10

Slugging Percentage

%	Name	Years Played
.968	Oli Keohohou	2001-03
.747	Angeline Quiocho	2007-10
.654	Ianeta Le'i	2003-06

Wins

No.	Name	Years Played
106	McKenna Bull	2014-17
91	Paige Affleck	2008-11
63	Christie Zinanti	2007-10

Losses

No.	Name	Years Played
36	McKenna Bull	2014-17
34	Paige Affleck	2008-11
27	Christie Zinanti	2007-10

Complete Games

No.	Name	Years Played
93	McKenna Bull	2014-17
74	Paige Affleck	2008-11
43	Christie Zinanti	2007-10

Shutouts

No.	Name	Years Played
32	McKenna Bull	2014-17
20	Paige Affleck	2008-11
15	Christie Zinanti	2007-10

Saves

No.	Name	Years Played
13	McKenna Bull	2014-pres.
8	Hannah Howell	2010-13
7	Paige Affleck	2008-11

Innings Pitched

No.	Name	Years Played
894.0	McKenna Bull	2014-pres.
803.1	Paige Affleck	2008-11
572.2	Christie Zinanti	2007-10

Strikeouts

No.	Name	Years Played
974	McKenna Bull	2014-17
803	Paige Affleck	2008-11
524	Christie Zinanti	2007-10

Team Single Game

At Bats

No.	Game	Date
58	vs. Colorado State	04/05/02
44	at Utah	05/06/00
42	at San Diego	05/13/16
42	at Utah	04/24/04

Hits

No.	Game	Date
26	at Utah Valley	04/16/08
21	vs. Cal State Fullerton	02/20/10
21	Southern Utah	04/19/05
20	at Southern Utah	05/04/10
20	vs. Illinois	03/18/05

Doubles

No.	Game	Date
7	Southern Utah	04/05/16
7	at Sacramento State	03/19/09
6	at Southern Utah	03/25/08
6	at Utah	04/02/05
5	vs. Cal State Fullerton	02/20/10

Nine more with 5

Triples

No.	Game	Date
3	vs. Central Connecticut State	03/19/04
3	at UNLV	04/19/03
3	Utah State	03/15/03
3	vs. Northern Iowa	03/09/01
2	vs. Fresno State	03/18/16

20 more with 2

Home Runs

No.	Game	Date
10	at Utah Valley	04/16/08
5	Southern Utah	04/07/10

Four more with 5

Walks

No.	Game	Date
13	vs. Southern Utah	01/31/03
12	vs. Utah State	04/13/12
11	vs. Detroit Mercy	03/03/17

Three more games with 11

Runs

No.	Game	Date
22	at Utah Valley	04/16/08
21	vs. Utah Valley	02/04/05
20	at Southern Utah	05/04/10
20	vs. Texas Southern	03/25/08

Runs in a Single Inning

No.	Game	Date
12	at Southern Utah	03/25/08
11	vs. Saint Mary's	05/03/13
11	vs. Cal State Northridge	02/17/12
10	New Mexico	04/29/06
10	vs. Utah Valley	02/04/05
10	at San Diego	03/10/01
9	at UNLV	04/14/11

Five more games with 9

Stolen Bases

No.	Game	Date
7	at Santa Clara	03/24/00
6	vs. Robert Morris	02/20/16
6	at San Diego	03/23/13
5	vs. Southern Illinois	02/27/15

11 more games with 5

Strikeouts

No.	Game	Date
15	at Fresno State	03/05/09
14	vs. Wisconsin	02/11/16
14	at Saint Mary's	04/03/15
14	vs. Maryland	02/19/15
14	vs. Campbell	05/16/08
14	vs. UNLV	04/26/08
14	vs. New Mexico	05/13/05
13	at Utah Valley	04/06/13

Four more games with 13

Team Single Season

Batting Average

No.	Year
.338	2010
.328	2015
.325	2008
.320	2009
.315	2012

At Bats

No.	Year
1735	2006
1718	2008
1705	2007
1633	2010
1620	2012

Hits

No.	Year
558	2008
538	2006
534	2007
522	2010
515	2009

Home Runs

No.	Year
87	2007
84	2010
82	2008
68	2005
63	2006

RBI

No.	Year
385	2010
354	2004
345	2008
342	2006
327	2007

Total Bases

No.	Year
931	2008
913	2010
899	2007
812	2006
788	2005

Walks

No.	Year
235	2012
233	2006
225	2011
211	2003
209	2014

Runs

No.	Year
406	2010
375	2008
368	2006
360	2007
356	2011

Slugging Percentage

No.	Year
.559	2010
.542	2008
.527	2007
.510	2005
.507	2003

Stolen Bases

No.	Year
89	2013
76	2011
69	2008
67	2015
65	2017
59	2012

Strikeouts

No.	Year
488	2008
420	2009
386	2011
379	2014
365	2016

Bold: on this year's rosterMore records can be found at byucougars.com/home/softball.


2019 BYU SOFTBALL ROSTER



#1 • Brooke Vander Heide
Jr. • OF



#2 • Rylee Jensen
Jr. • OF



#3 • Marissa Chavez
So. • 2B/SS



#5 • Taylei Williams
So. • Utli./3B



#6 • Ashley Godfrey
Sr. • Utli./INF



#7 • Alyssa Podhurecak
Fr. • Utli./INF



#8 • Emilee Erickson
Rs. Jr. • 3B



#10 • Arissa Paulson
Rs. So. • P/1B



#11 • Morgan Bevell
So. • C



#13 • Bridget Fleener
So. • C



#16 • Brooke Hill
Fr. • 1B



#17 • Erin Miklus
Fr. • 2B



#20 • Autumn Moffat
So. • P



#21 • Libby Sugg
Sr. • C



#24 • Olivia Sanchez
Sr. • 1B/P



#26 • Lexi Tarrow
Sr. • OF



#27 • Allie Hancock
Sr. • 1B



#33 • Kerisa Viramontes
Jr. • P



#55 • Martha Epenesa
Rs. Fr. • 3B/INF



#77 • Reggie Kanagawa
Fr. • P/1B



#99 • Aubrielle Paulson
Fr. • OF

