

# GONZAGA

## WOMEN'S BASKETBALL

17/16 GONZAGA (12-1) at BYU (7-5)  
THURSDAY, JAN. 2 | 6 P.M. PT | MARRIOTT CENTER | PROVO, UTAH



72.5	POINTS PER GAME	63.5
47.1	FG%	38.8
41.1	3FG%	33.2
76.7	FT%	69.6
36.4	REBOUNDS PER GAME	42.3
16.3	ASSISTS PER GAME	15.1
3.4	BLOCKS PER GAME	5.5
8.5	STEALS PER GAME	6.1
54.2	SCORING DEFENSE	57.7
35.0	FG% DEFENSE	34.4
24.8	3FG% DEFENSE	29.6
+5.1	REBOUND MARGIN	+5.9
1.1	AST-TO RATIO	1.1

### ON THIS DAY IN ZAG HISTORY

Thursday will mark the 14th time the Bulldogs have played on Jan. 2. GU carries a 10-3 overall mark on the date.

It will also be the first time since the 2015-16 season that the Zags have taken the court on Jan. 2. That season, GU rang in the new year with a 53-44 victory over Santa Clara inside the McCarthy Athletic Center.

### GAME CENTER

**GAME 14**

GONZAGA/BYU SERIES HISTORY:  
- OVERALL: Gonzaga leads 15-12

- HOME: 9-3, Gonzaga leads  
- ROAD: 6-4, BYU leads  
- NEUTRAL: 3-2, BYU leads  
- FIRST MEETING: BYU won 80-63 in Spokane in 1983-84  
- LAST MEETING: BYU won 82-68 in WCC Championship (3/12/19)  
- STREAK: BYU, Won 3

WATCH: WCC Network

RADIO: Gonzaga IMG Radio Network  
- Play by Play: Steve Myklebust

LIVE STATS:  
GoZags.com

### THE TIP-OFF

- Gonzaga will look to improve to 13-1 overall on the season Thursday at BYU. With a win, Gonzaga will post a 13-1 start to the season for the second time in program history and the second-straight season.

- The Zags' current 12-1 mark ties for the best start in program history.

- GU is currently on a 10-game win streak, the longest of the season so far. The Bulldogs longest win streak in program history is 23 games, a feat they accomplished from Dec. 10, 2004 to March 6, 2005. The longest recent streak is 15-straight victories which occurred between Dec. 17, 2017 and Feb. 8, 2018.

- Gonzaga broke into the Associated Press Top 25 poll at No. 23 following a 76-70 overtime loss at Stanford on Nov. 17. This week, GU held steady in the Associated Press Top 25 at No. 17 while moving up one spot in the Coaches Poll to No. 16.

- Thursday will mark the 14th time the Bulldogs have played on Jan. 2. GU carries a 10-3 overall mark on the date. It will also be the first time since the 2015-16 season that the Zags have taken the court on Jan. 2. That season, GU rang in the new year with a 53-44 victory over Santa Clara inside the McCarthy Athletic Center.

- Gonzaga currently ranks second in the nation in percent attendance capacity. The Zags average

### SCHEDULE (H: 6-0; A: 3-1; N: 3-0)

GU	Opp	Date	Rank	Opponent	TV	Time/Result
<b>NOVEMBER</b>						
2	RV/23	-/-	#	WARNER PACIFIC		W, 105-45
10	RV/23	-/-		CSU BAKERSFIELD		W, 92-48
14	RV/23	-/-		UT MARTIN		W, 78-55
17	RV/23	3/3		at Stanford	L	70-76 (OT)
22	23/21	-/-		EASTERN WASHINGTON		W, 84-44
29	22/21	-/-		! vs. Dayton		W, 76-65
30	22/21	-/-		! vs. Middle Tennessee		W, 62-50
<b>DECEMBER</b>						
1	22/21	-/-	!	vs. Purdue		W, 63-50
5	18/17	-/-		at Montana State		W, 70-55
8	18/17	-/-		at Washington State		W, 76-53
14	17/17	-/-		TEXAS SOUTHERN		W, 80-45
17	17/18	-/-		at Wyoming		W 65-54
20	17/18	20/17		MISSOURI STATE		W, 64-52
29	17/17	-/-	*	PORTLAND		W, 62-57
<b>JANUARY</b>						
2	17/16	-/-	*	at BYU		6 p.m.
4	-/-	-/-	*	at San Diego		2 p.m.
9	-/-	-/-	*	SAINT MARY'S		6 p.m.
11	-/-	-/-	*	PACIFIC		2 p.m.
16	-/-	-/-	*	at Santa Clara		7 p.m.
18	-/-	-/-	*	at San Francisco		5 p.m.
23	-/-	-/-	*	PEPPERDINE		6 p.m.
25	-/-	-/-	*	LOYOLA MARYMOUNT		1 p.m.
30	-/-	-/-	*	SAN DIEGO		6 p.m.
<b>FEBRUARY</b>						
1	-/-	-/-	*	BYU		2 p.m.
6	-/-	-/-	*	at Pacific		7 p.m.
8	-/-	-/-	*	at Saint Mary's		2 p.m.
13	-/-	-/-	*	SAN FRANCISCO		6 p.m.
15	-/-	-/-	*	SANTA CLARA		2 p.m.
20	-/-	-/-	*	at Loyola Marymount		7 p.m.
22	-/-	-/-	*	at Pepperdine		2 p.m.
29	-/-	-/-	*	at Portland		2 p.m.
<b>MARCH</b>						
5	-/-	-/-	%	WCC First Round		TBD
6	-/-	-/-	%	WCC Second Round		TBD
7	-/-	-/-	%	WCC Quarterfinals		TBD
9	-/-	-/-	%	WCC Semifinals		TBD
10	-/-	-/-	%	WCC Championship		6 p.m.

All times are Pacific Time  
Rank: AP Top 25 / USA Today Coaches' Poll  
# Exhibition  
\* West Coast Conference game  
! Gulf Coast Showcase - Estero, Florida  
% WCC Championships - Las Vegas, Nev.

### PROBABLE STARTERS (Based on previous game's starting lineup)



CAMPBELL	LOERA	TOWNSEND	J. WIRTH	L. WIRTH
MIN -- 27.8	MIN -- 25.2	MIN -- 25.5	MIN -- 27.5	MIN -- 23.8
PPG -- 11.1	PPG -- 8.0	PPG -- 11.2	PPG -- 11.5	PPG -- 10.1
FG% -- 52.2	FG% -- 45.8	FG% -- 53.1	FG% -- 48.0	FG% -- 52.7
3FG% -- 50.0	3FG% -- 34.5	3FG% -- 46.9	3FG% -- 40.0	3FG% -- 0.00
AST -- 1.8	AST -- 5.0	REB -- 5.4	REB -- 5.2	REB -- 5.3
STL -- 1.5	STL -- 1.9	STL -- 1.2	BLK -- 0.8	BLK -- 0.7

**SOCIAL MEDIA:**   
Follow GONZAGA WOMEN'S BASKETBALL on the social media sites listed for up-to-date news, exclusive content and more. Follow us on Facebook, Instagram and Twitter @ZagWBB

**SPORTS INFO:**  
Sports Information Director (MBB) Jenna Larson  
Office Phone ..... (509) 313-4227  
Email..... larsonj2@gonzaga.edu  
GoZags.com

**GENERAL**

Location .....Spokane, Wash.  
 Founded .....1887  
 Total Enrollment.....7,501  
     Undergraduate .....5,201  
     Master's Students.....1,688  
     Doctoral Students.....287  
     Law Students.....316  
 Campus Size..... 152 acres  
 Nickname .....Bulldogs  
 Colors .....Navy and White  
 Conference..... West Coast (WCC)

**ADMINISTRATION**

President ..... Dr. Thayne M. McCulloh  
 Athletic Director ..... Mike Roth  
 Athletic Phone .....(509) 313-4202  
 Ticket Office Phone.....(509) 313-6000

**SPORTS INFORMATION**

Sports Information Director (WBB) Jenna Larson  
 Office Phone .....(509) 313-4227  
 Email.....larsonj2@gonzaga.edu  
 SID Mailing Address  
 ..... Gonzaga Athletics  
 .....502 E. Boone Ave.  
 ..... Spokane, WA 99258-0066  
 Web Site .....www.GoZags.com  
 Twitter .....@ZagWBB  
 Instagram .....@ZagWBB  
 Facebook...../ZagWBB  
 Snapchat.....@ZagsWBB

**RADIO INFORMATION**

Network ..... Gonzaga IMG Radio Network  
 Contact.....Mark Livingston  
 Address  
 ..... Gonzaga Athletics  
 .....502 E. Boone Ave.  
 ..... Spokane, WA 99258-0066  
 Phone .....(509) 313-5729  
 Play-by-Play Announcer.....Steve Myklebust

**McCARTHEY ATHLETIC CENTER**

Year Opened.....2004  
 Capacity.....6,000  
 Sellouts.....33  
     Last..... Portland (12/29/19)  
 Record.....204-27 (.883)  
     Undefeated seasons (last).....3 (2013-14)  
 Conference Record.....106-8 (.929)  
     Undefeated seasons (last).....6 (2013-14)

93.18 percent capacity; that's an average of 5,630 fans that fill McCarthy Athletic Center every game.  
 - Gonzaga returns two starters and seven letter-winners from last season's squad that claimed the Zags' third consecutive and 15th overall West Coast Conference regular season title.  
 - In 2018-19, the Bulldogs advanced to their third-straight NCAA Tournament, advancing to the Second Round.

**SCOUTING THE COUGARS**

- BYU returns its top two scorers in Paisley Johnson and Brenna Chase-Drollinger from the 2018-19 season, along with Sara Hamson who led the Cougars in rebounds and blocks a season ago. Last season's top scorer, Shaylee Gonzales, suffered an injury in the offseason and has not seen the floor this season.  
 - This season, BYU is 7-5 through 12 games with a perfect 2-0 start to WCC play. The Cougars picked up wins at LMU (59-44) and at Pepperdine (65-47) last weekend to open WCC play.  
 - As a squad, BYU averages 63.5 points per game shooting 38.8 percent from the floor and 33.2 percent from long range. BYU also carries a 69.6 percent shooting average from the charity stripe.  
 - Johnson leads the Cougars in scoring this season at 14.7 points per contest, while Chase-Drollinger adds 12.1 points per game. Senior Jasmine Moody chips in 8.0.  
 - The Cougars average 42.3 rebounds per game, led by a team-leading 8.2 from Hamson. BYU's 42.3 rebounds per game ranks second in the conference, behind only LMU at 43.2 rebounds per game.  
 - BYU leads the conference and ranks 20th in the nation with 5.5 blocks per game. Hamson leads the charge for the Cougars with 3.7 blocks per contest; that mark also leads the league and is nearly 2.0 blocks per game higher than the next closest player.  
 - After starting the season 3-4, the Cougars have won four of their last five and are currently on a two-game win streak.

**THE POWER TO ERASE**

On Dec. 29 against Portland, Gonzaga found itself down 20 points to the visiting Pilots in the second quarter. GU outscored Portland 38-20 in the second half to erase the deficit and pull out the win. The 20-point deficit was the largest that the Bulldogs have erased in a victory under head coach Lisa Fortier. Gonzaga limited Portland to just four points in the final 10 minutes, the fewest points scored by an opponent in a single quarter against the Zags this season.

**SHARP-SHOOTER**

As of Dec. 31, Katie Campbell leads the WCC and ranks tied for fourth nationally in three-point shooting percentage, shooting a killer 50.0 percent from long range. The senior guard has sunk 29 treys from long range off 58 attempts to

average 2.2 made threes per contest.

**WCC OPENING SUCCESS**

Sunday's WCC-opening victory over Portland marked the third-straight season and 15th time in the last 17 seasons the Zags have opened WCC play with a victory.

**TOP 20 MATCHUP IN McCARTHEY**

The Dec. 20 matchup between 17/18 Gonzaga and 20/17 Missouri State was the second-ever top 20 matchup inside the McCarthy Athletic Center. Previously, then- No. 20/19 Gonzaga hosted No. 8/8 UCLA inside McCarthy in the Second Round of the NCAA Tournament on March 21, 2011. The Zags won that game 89-75 to advance to the Sweet Sixteen. There are two other games against ranked opponents that Gonzaga has hosted inside McCarthy while also ranked inside the Top 25:  
 - 23/24 GU vs. 12/11 Rutgers (3/17/12, W, 86-73)  
 - 23/24 GU vs. 8/9 Miami (3/19/12, W, 65-64)

**PERFECTION FROM THE LINE**

Dec. 17 at Wyoming, Gonzaga finished a perfect 16-of-16 from the charity stripe. It's the first time the Zags have posted a 100 percent shooting performance from the charity stripe this season, and it's the seventh time in program history the Bulldogs have shot 100 percent (minimum 10 attempts) from the line since 1999. And get this--the last four times the Zags have converted all of their free throws they've finished 16-of-16.  
 - 12/17/19 at Wyoming 16-of-16  
 - 3/6/18 vs. San Diego 16-of-16  
 - 2/17/11 at Santa Clara 16-of-16  
 - 3/23/09 vs. Pittsburgh 16-of-16  
 The record for perfection from the charity stripe (since 1999) is 24-for-24, which GU converted at Saint Mary's on Feb. 3, 2005.

**SEPARATE WE'RE SPECIAL; COMBINED, WE'RE UNSTOPPABLE**

The Gonzaga women's and men's basketball programs were recently ranked as the sixth best combined programs in the nation by ESPN. The top five are: Louisville (1), Oregon (2), Maryland (3), Baylor (4) and Kentucky (5).

**CHANCES ARE, IT'S GOING IN**

\*As of Dec. 16\* Gonzaga ranks eighth nationally in field goal percentage at 48.1 percent; from three, the Zags rank fourth in the nation at 41.0 percent. The only teams to edge out the Bulldogs in three-point shooting percentage are: Holy Cross (45.8 percent); South Dakota (43.7 percent) and Providence (43.4 percent). Gonzaga's 48.1 percent shooting from the floor also leads the West Coast Conference, and four Zags rank in the top 10 in the conference in field goal percentage. Jill Townsend leads the charge shooting 56.8 percent from the floor--the only true guard ranked in the top five--to rank third in the WCC. Melody Kempton ranks fourth shooting 55.9 percent from the floor, Ka-

tie Campbell ranks ninth shooting 52.2 percent while LeeAnne Wirth ranks 10th shooting 52.1 percent from the floor.

#### KEEP 'EM UNDER 20

On Dec. 14 against Texas Southern, the Bulldogs limited the Tigers to just 17 first-half points. It's the fewest points any team has scored against the Zags in a half this season. GU has limited two other programs to 20 or fewer points in a half: Eastern Washington (18, 2nd half) and Purdue (20, 1st half).

#### TOWNSEND NAMED WCC PLAYER OF THE WEEK

For the first time in her career, junior guard Jill Townsend was named the WCC Player of the Week. Townsend led GU to a perfect 2-0 week on the road with wins at Montana State and Washington State. She averaged 15.0 points per game shooting 66.6 percent from the floor and 50 percent from long range to go along with 6.0 rebounds, 1.0 assists and 1.5 steals per game.

#### DOUBLE-DOUBLE, PLEASE

LeeAnne Wirth notched her second career double-double and the second for the Zags this season Dec. 8 at Washington State. The junior forward finished with a career-high 16 points and 10 rebounds. Melody Kempton is the only other Zag to notch a double-double this season; the sophomore forward scored 12 points and hauled in 10 rebounds at Stanford on Nov. 17.

#### NO THREE FOR YOU

The Zags held Montana State scoreless from beyond-the-arc in Thursday's game in Bozeman. It marked the 17th time since the 1999-00 season--and third time under Head Coach Lisa Fortier--that Gonzaga had prevented an opponent from recording a made three. MSU finished 0-13 from long range, well below its season average of 6.2 made threes per game.

#### GULF COAST SHOWCASE CHAMPIONS

The Zags finished a perfect 3-0 in Florida over the Thanksgiving holiday to earn the first nonconference tournament title under Head Coach Lisa Fortier, and the first nonconference tournament title since the 2011-12 season. The Bulldogs defeated Dayton, Middle Tennessee and Purdue, earning their first-ever wins over both Middle Tennessee (1-1 all-time program record) and Purdue (1-2 all-time program record) in the process.

#### WIRTH COLLECTING THE ACCOLADES

Junior forward Jenn Wirth had a spectacular week at the Gulf Coast Showcase, leading the Zags to a perfect 3-0 week. Wirth was named the Gulf Coast Showcase Most Valuable Player after averaging 13.7 points per game shooting over 62 percent from the floor. On Nov. 29 against Dayton, the junior forward finished with a career-high 19 points off 7-of-9 from the floor and a perfect 5-of-5 showing from the charity

stripe. She added another double-digit scoring effort in GU's 62-50 victory over Middle Tennessee--the program's first win over the Blue Raiders--along with seven boards and two assists. In GU's Dec. 1 game against Purdue, Wirth stifled the Boilermakers' bigs, drawing five fouls on reigning two-time Big Ten Defensive Player of the Year and Naismith Defensive Player of the Year finalist Ae'Rianna Harris. For her efforts, Wirth was also named the WCC Player of the Week, the first career honor for the Mesa, Ariz., native.

#### WE LOVE OUR SELLOUTS!

Gonzaga officially earned its first sellout of the season against Eastern Washington on Nov. 22. The Bulldogs pulled in 6,000 fans for the Pacific Northwest matchup, the 32nd sellout in MAC history.

#### MAKING A SPLASH, NATIONALLY

Katie Campbell is picking up right where she left off as the senior guard ranks in the top 30 nationally for three-point field goal percentage (\*\*minimum two made 3-pt. field goals per game). Campbell has hit nine of her 17 attempts through four games to shoot 52.9 percent from long range, good for 29th in the country.

#### SHARING THE RESPONSIBILITY

(Prior to Nov. 22 game) Similar to a season ago, Gonzaga shares the wealth. Four players average double-figures, led by Jill Townsend at 14.0 points per game, and there has been a different high-scorer each of the first three games. Through the first three games, GU has 48 assists on 81 made field goals (59.3 percent), and seven players have taken at least 15 shots on the season with no one attempting more than 30.

#### SEEING DOUBLE

It's well known that Gonzaga's roster features two sets of twins, but did you know they are two of 13 sets of twins on Division I rosters across the country? The Zags faced another roster that features twins in Sunday's game at Stanford--Lexie and Lacie Hull--as well as their last home game against UT Martin--Kyannah and Kyannah Grant. Gonzaga currently is the only Division I program with two sets of identical twins.

#### BULLDOGS BREAK INTO ASSOCIATED PRESS

It's very rare for teams to enter the Top 25 following a loss, but the Bulldogs did just that. Following their 76-70 overtime loss at No. 3 Stanford, the Zags moved up in the Associated Press poll, breaking into the Top 25 at No. 23.

#### KAYLEIGH TRUONG SHINES IN OPENER

Freshman guard Kayleigh Truong had a stellar season-opening game for the Bulldogs. The Houston, Texas native finished with 18 points off 6-of-9 from the floor including 4-of-6 from long range. She added four rebounds, two assists

and two steals in 23 minutes of play. Truong's 18 points ranks second among first-time performances by a Gonzaga freshman (dating back to 1999), but her performance ranks first among TRUE freshmen. Janelle Bekkering is the only other Zag to score more, netting 20 points in her debut back in 2007. However, Bekkering was not technically a TRUE freshman but instead a redshirt freshman, as the Taber, Alberta (Canada) native redshirted her freshman season in 2006-07.

#### GONZAGA ROLLS IN EXHIBITION WIN

- The Zags cruised to a 105-45 exhibition win over visiting Warner Pacific on Nov. 2. It marked their third 100+ scoring effort in an exhibition contest since the 2010-11 season.
- Four Zags finished in double-figures with four more Zags with at least seven points in the contest.
- Jenn Wirth led the Bulldogs with 17 points off 5-of-8 from the floor and a perfect 7-of-7 from the free throw line. Katie Campbell added 16 points, four assists and three steals, while Jill Townsend and LeeAnne Wirth added 13 and 12 points, respectively.
- Senior guard Jessie Loera helped the Zags to 24 assists with six of her own to go along with a game-high five steals.
- As a team, Gonzaga shot 50 percent from the floor, 30.8 percent from long range and 79.2 percent from the charity stripe.
- The Bulldogs opened the game with 19 unanswered points; by the end of the first period GU claimed a 36-11 advantage.
- Gonzaga scored 41 points off 28 WPU turnovers, dominated the paint with a 54-20 advantage and scored 27 second-chance points. GU's bench outscored the Knights' bench 40-8.

#### RECORD NUMBER OF SEASON TICKETS SOLD

Gonzaga women's basketball sold out of season tickets for the third-straight season and set a new record in the process. The Bulldogs' sold 4,621 season tickets, eclipsing the previous record of 4,468 set last season.

#### ZAGS RANKED IN USA TODAY COACHES POLL

- Gonzaga is ranked 23rd in the USA Today Coaches Poll that was released Oct. 31. The Bulldogs are receiving votes in the Associated Press Top 25 poll, released on Oct. 30.
- The Bulldogs are fresh off a 29-5 record during the 2018-19 season with an NCAA Second Round appearance and the highest ranking in school history at No. 12/11.
- Gonzaga lost all three of its seniors to graduation in 2019: Zykera Rice, Chandler Smith and Laura Stockton.

#### BULLDOGS TABBED WCC FAVORITE...AGAIN

For the seventh-straight season, Gonzaga was selected as the favorite to win the 2019-20 WCC crown. The Zags, which have won 14 of the last 15 regular-season WCC titles--including the last three straight--received seven of 10 first-place

votes for 78 points. BYU was selected second while Pacific rounded out the top three in third place.

#### JENN WIRTH AND TOWNSEND SELECTED PRESEASON ALL-WCC

- This was the first preseason all-conference nod for both Wirth and Jill Townsend.
- Townsend, who was selected All-WCC Honorable Mention a season ago, appeared in 31 games for the Bulldogs. She's the top returning scorer for the Zags at 9.4 points per game, and last season she ranked third on the Zags and fifth in the conference in field goal percentage at 51.7 percent. Townsend scored a career-high 19 points off 6-of-11 from the floor in GU's double-overtime thriller against Saint Mary's in the semifinals of the WCC tournament. Last season, she added career highs in rebounds (10), assists (5), steals (3) and blocks (2).
- Wirth saw action in the final 27 games for the Bulldogs after being sidelined with a finger injury to open the season. She ranked sixth on the squad in scoring at 8.3 points per outing, and she led the Zags and ranked second in the WCC in field goal percentage at 53.8 percent sinking 91-of-169 attempts. Wirth twice recorded a double-double last season, and she set new career highs in points (16), blocks (4) and minutes (26). She scored in double-figures 10 times last season, and grabbed at least five rebounds on 15 different occasions.

#### A LOOK AT THE SCHEDULE

- The Bulldogs' upcoming slate features the potential for nine 2018-19 NCAA tournament teams, seven WNIT teams, seven opponents with at least 20 wins last season and one team with 30-plus victories.
- Gonzaga will be tested early in the season with a tough matchup at preseason No. 4 Stanford. The Bulldogs defeated the Cardinal last season inside the McCarthy Athletic Center.
- The Zags' Thanksgiving week tournament, the Gulf Coast Showcase, offers a strong field as seven of the eight participating teams advanced to postseason play last season.

#### A LOOK AT THE ROSTER

- The Zags' 2019-20 roster is similar to that of the 2018-19 roster that finished with a 29-5 overall record, a WCC regular-season title and a trip to the Second Round of the NCAA Tournament. The Bulldogs once again have ample depth, despite having lost 45 percent of their scoring capacity with the departure of Zykeria Rice, Chandler Smith and Laura Stockton.
- The Bulldogs return second-leading scorer Jill Townsend, who was tabbed Preseason All-WCC for the first time in her career this season. Townsend returns after averaging 9.4 points and 4.7 rebounds a season ago.
- Joining Townsend in the backcourt are guards Katie Campbell and Jessie Loera who are both back for their senior campaigns. Campbell led the Zags and the West Coast Conference in

three-point field goal percentage at 45.0, while Loera ranked second on the squad and sixth in the conference in assists with 4.1 per outing. Junior Louise Forsyth also returns for the Zags, offering yet another long-range threat as she seeks more playing time during the 2019-20 season.

- Gonzaga once again boasts a sizeable front-court, as the Wirth twins return for their junior seasons. LeeAnne Wirth started every game for the Bulldogs at forward a season ago, and Jenn Wirth is expected to make a big impact inside for the Zags once more this season. 6-foot-5 Anamaria Virjoghe is also eligible to play after sitting out the 2018-19 season due to NCAA transfer rules, and Melody Kempton returns for her sophomore campaign following a strong freshman outing. Freshman forward Eliza Hollingsworth, who stands at 6-foot-2, also joins the ranks with a wealth of international playing experience with Australia.
- The Bulldogs also add another set of twins to the mix as the Truong twins, Kayleigh and Kaylynne, joined the ranks this season. The freshmen were touted as the two of the top 30 best point guards in the nation by ESPN.

#### REMINDER: McCARTHEY SECURITY MEASURES

- In order to provide its fans with the safest venue environment, Gonzaga Athletics is implementing additional security measures at events at the McCarthy Athletic Center beginning this upcoming season.
- Security measures include metal detection technology at all entrances and a clear bag policy, which both keep safety and security a priority. These security measures will be in effect beginning with Kraziness in the Kennel.
- With the entry process possibly increasing the time it takes to enter the building, Gonzaga Athletics encourages all fans to arrive early or utilize the designated express lanes that are intended for patrons that don't have any bags or large metals items such as cameras or tablets.
- People entering the arena will be screened via walkthrough metal detectors or by utilization of hand wands when needed

**HISTORY**

Seasons of Basketball.....39  
 First Season .....1980  
 All-time Record.....575-402 (.588)  
 NCAA Tournament Appearances.....10  
     Record.....11-11  
     Last (Round).....2019 (Second Round)  
     Consecutive .....3 (2017-present)  
     NCAA Sweet 16 Appearances (last)....4 (2015)  
     NCAA Elite Eight Appearances (last) ..1 (2011)  
 NIT Appearances (last).....5 (2016)  
 WCC Championships (last).....15 (2019)  
 WCC Tournament titles (last) .....9 (2018)  
 Highest Ranking in Program History: ..... No. 11  
 (3/12/19)

**TEAM INFORMATION**

2018-19 Record .....29-5  
     Home .....14-1  
     Away .....11-2  
     Neutral .....4-2  
 WCC Record.....16-2  
     Home .....8-1  
     Away .....8-1  
     Finish .....First  
     Tournament .....Runner-Up  
 NCAA Tournament.....1-1 (Second Round)  
 Associated Press Final Ranking .....16  
 USA Today Final Ranking .....18  
 Starters Returning/Lost.....2/3  
 Letterwinners Returning/Lost .....7/3

**COACHES AND STAFF**

Head Coach.....Lisa Fortier  
     Alma Mater ..... Cal State-Monterey Bay '04  
     Record at Gonzaga .....139-41 (5)  
     Overall Record.....Same  
     Season on staff.....Sixth  
 Assistant Coach .....Jordan Green  
     Alma Mater ..... George Fox '01  
     Season on staff.....Sixth  
 Assistant Coach .....Stacy Clinesmith  
     Alma Mater ..... UC Santa Barbara '00  
     Season on staff.....Sixth  
 Assistant Coach .....Craig Fortier  
     Alma Mater ..... Cal State-Monterey Bay '03  
     Season on staff.....Sixth  
 Director of Operations.....Shannon Donegan  
     Alma Mater ..... Temple '12  
     Season on staff.....Third  
 Coordinator of Video.....A'Jae Foster  
     Alma Mater ..... Humbolt State '17  
     Season on staff.....Second  
 Strength and Conditioning Coach ... Travis Knight  
     Alma Mater ..... Gonzaga '00  
     Season on staff.....16th  
 Athletic Trainer.....Kendall Gallop  
     Alma Mater ..... Oregon State '12  
     Season on staff.....Third  
 Academic Support Services .....TBA  
 Administrative Assistant.....Sonja Steele  
 Basketball Office Phone .....(509) 313-4201

**2019-20 GONZAGA WOMEN'S BASKETBALL ROSTER**

**NUMERICAL ROSTER**

No.	Name	Pos.	Ht.	Yr.	Hometown/High School/College
1	Anamaria Virjoghe	F	6-5	R-So.	Targoviste, Romania / Northwest Christian
3	Jenn Wirth	F	6-3	Jr.	Mesa, AZ / Seton Catholic
4	LeeAnne Wirth	F	6-3	Jr.	Mesa, AZ / Seton Catholic
5	Louise Forsyth	G	6-0	Jr.	Langley, BC / Brookwood Secondary
10	Gillian Barfield	F	6-1	Jr.	Phoenix, AZ / Phoenix Country Day
11	Kayleigh Truong	G	5-9	Fr.	Houston, TX / Jersey Village
12	Eliza Hollingsworth	F	6-2	Fr.	Melbourne, Australia / St. Leonard's College
13	Cierra Walker	G	5-8	Sr.	Oregon City, OR / Vanderbilt
14	Kaylynn Truong	G	5-8	Fr.	Houston, TX / Jersey Village
15	Jessie Loera	G	5-6	Sr.	Moses Lake, WA / Moses Lake
24	Katie Campbell	G	5-10	Sr.	Oxnard, CA / Oaks Christian / Ventura College
32	Jill Townsend	G	5-11	Jr.	Okanogan, WA / Okanogan
33	Melody Kempton	F	6-1	So.	Post Falls, Idaho / Post Falls
44	Kylee Griffen	G	6-2	R-Fr.	Marysville, Wash. / Lake Stevens

**ALPHABETICAL ROSTER**

No.	Name	Pos.	Ht.	Wt.	Yr.	Exp.	Hometown/High School/College
10	Gillian Barfield	F	6-1	Jr.	Phoenix, AZ / Phoenix Country Day School		
24	Katie Campbell	G	5-10	Sr.	Oxnard, CA / Ventura College		
5	Louise Forsyth	G	6-0	Jr.	Langley, BC / Brookwood Secondary		
44	Kylee Griffen	G	6-2	R-Fr.	Marysville, Wash. / Lake Stevens		
12	Eliza Hollingsworth	F	6-2	Fr.	Melbourne, Australia / St. Leonard's College		
33	Melody Kempton	F	6-1	So.	Post Falls, Idaho / Post Falls		
15	Jessie Loera	G	5-6	Sr.	Moses Lake, WA / Moses Lake		
32	Jill Townsend	G	5-11	Jr.	Okanogan, WA / Okanogan		
11	Kayleigh Truong	G	5-9	Fr.	Houston, TX / Jersey Village		
14	Kaylynn Truong	G	5-8	Fr.	Houston, TX / Jersey Village		
1	Anamaria Virjoghe	F	6-5	R-So.	Targoviste, Romania / Northwest Christian		
13	Cierra Walker	G	5-8	Sr.	Oregon City, OR / Vanderbilt		
3	Jenn Wirth	F	6-3	Jr.	Mesa, AZ / Seton Catholic		
4	LeeAnne Wirth	F	6-3	Jr.	Mesa, AZ / Seton Catholic		

**COACHING STAFF**

Head Coach: Lisa Fortier (Sixth Season) Cal State-Monterey Bay '04  
 Assistant Coach: Jordan Green (Sixth Season) George Fox '01  
 Assistant Coach: Stacy Clinesmith (Sixth Season) UC Santa Barbara '00  
 Assistant Coach: Craig Fortier (Sixth Season) Cal State-Monterey Bay '03  
 Director of Operations: Shannon Donegan (Third Season) Temple '12  
 Coordinator of Video: A'Jae Foster (Second Season) Humbolt State '17  
 Athletic Trainer: Kendall Gallop (Third Season) Oregon State '12  
 Strength and Conditioning Coach: Travis Knight (16th Season) Gonzaga '00

**PRONUNCIATION GUIDE**

Anamaria Virjoghe – Awn-ah Veer-joe-gay  
 Louise Forsyth – Lou-weese Fore-sigh-th  
 Jessie Loera – Jessie Low-ett-a  
 Jill Townsend – Town-Send

Truong - rhymes with WRONG  
 Lisa Fortier – Lisa For-tee-ay  
 Shannon Donegan – Done-uh-ghen (like again)  
 A'Jae Foster – Ah-jay

**ROSTER BREAKDOWN BY LOCATION**

Washington (3): Loera, Townsend, Griffen  
 Arizona (3): Barfield, Wirth, Wirth  
 Texas (2): Kaylynn Truong, Kayleigh Truong  
 California (1): Campbell

Oregon (1): Walker  
 British Columbia (1): Forsyth  
 Idaho (1): Kempton  
 Romania (1): Virjoghe  
 Australia (1): Hollingsworth

**ROSTER BREAKDOWN BY CLASS**

Senior (3): Campbell, Loera, Walker  
 Junior (5): Barfield, Forsyth, Townsend, Wirth, Wirth  
 Sophomore (3): Griffen, Kempton, Virjoghe  
 Freshman (3): Hollingsworth, Truong, Truong

HEAD COACH - LISA FORTIER



After spending much of the last decade as a member of the Gonzaga University women's basketball staff, including seven as an assistant, Lisa Fortier was named the program's head coach on April 14, 2014, and has rattled off a series of firsts in her first five seasons at the helm.

FORTIER YEAR-BY-YEAR

YEAR	OVERALL		CONFERENCE	
	W	L	W	L
2014-15	26	8	16	2
2015-16	19	14	10	8
2016-17	26	7	14	4
2017-18	27	6	17	1
2018-19	29	5	16	2
2019-20	12	1	1	0
TOTAL	139	41	73	17

2018-19 proved to be a record-breaking year for Fortier in her fifth season. She led the Bulldogs to their highest AP Poll ranking (No. 12) and highest USA Today/WBCA Coaches Poll ranking (No. 11) in program history and a program-best regular season record at 27-3. Gonzaga finished the season at 29-5, which ties for the second-best record in history. The Zags claimed their third-straight WCC regular-season title while Fortier was named WCC Coach of the Year for the fourth time in five seasons, surpassing her own conference record for the award. Gonzaga advanced to the NCAA Tournament for the 11th time in program history and the fourth time under Fortier. The Bulldogs secured a No. 5 seed, the highest in program history, and advanced to the NCAA Second Round for the sixth time in program history. Fortier coached three Zags to First-Team All-West Coast Conference honors in Laura Stockton, Zykeria Rice and Chandler Smith along with Jill Townsend who was named honorable mention all-conference. Fortier was chosen as a Late Season Candidate for the Naismith Coach of the Year, along with being selected among 20 local Spokane women as a part of the 2019 Women in Business Leadership Awards. She is the only coach in program history to have four 20-win seasons in their first five seasons.

In 2017-18, Fortier took a young group with just one senior on the court, and posted the winningest season in her tenure at 27-6, the program's 10th 25-win season in 11 years. The Zags went 17-1 in conference play, the first WCC team ever to do that, claiming the regular-season crown. Fortier was named WCC Coach of the Year for the third time in her first four years, the first coach to do that in conference history. GU won the WCC Tournament as well, advancing to the NCAA Tournament for the 10th time, the third time in coach Fortier's tenure, also the first coach to do that in program history. WNBA Draft pick Jill Barta became only the third Zag to be named First Team All-WCC three times in her first three seasons.

In her third season, 2016-17, Fortier's Zags swept the West Coast Conference regular-season and tournament championships, becoming the fastest coach in program history to 50 wins en route. At 26-7, they advanced to the NCAA Tournament for the eighth time in nine years, and ninth time overall. Her 2016-17 squad set program records in three-pointers made with 224 and free throw percentage at 77.4 percent, along with breaking the single-game made three-pointers mark three times, finally settling at 17. Barta became only the second sophomore in the Division I era to score 1000 points at GU.

In her first season as a head coach in 2014-15, Fortier oversaw one of the nation's more efficient offenses. The Bulldogs outscored opponents by 10.0 points per game. As a team, the Zags broke seven team records, including a program-best 77.4 percent from the free-throw line that season, which was also fourth-best in the country. GU made 534 free-throws and 211 three-pointers that season, both new program records.

Fortier was the 2015 recipient of the WBCA Division I Rookie Coach of the Year Award. Fortier had the best first season any head coach in Gonzaga women's basketball history has ever had. Her 26 wins and 76.5 winning percentage were both top of the list among first year finishes for any GU women's basketball coach.

Fortier led Gonzaga to a 26-8 finish and its seventh-straight NCAA Tournament appearance. GU made its fourth appearance in the Sweet 16, after a pair of upsets in the first and second rounds as an 11-seed.

Fortier was named the West Coast Conference co-Coach of the Year after guiding the Zags to their 11th straight conference regular season title. During the season, Gonzaga won 16 straight games, the fifth-longest win streak in program history.

Gonzaga advanced to the postseason for the 10th consecutive year during Fortier's second season. The Zags ended their schedule in the second round of the Women's National Invitation Tournament. Jill Barta became the first freshman to be named First Team All-West Coast Conference in eight years.

Fortier first came to Gonzaga in 2004, spending two years as the coordinator of basketball operations. She then spent one season as an assistant coach at the University of Northern Colorado before returning to GU in 2007.

In her seven years as a Gonzaga assistant, the Bulldogs produced an overall record of 196-43. The Zags dominated the West Coast Conference during that span, compiling a 98-8 mark to go with seven consecutive WCC regular-season championships and five WCC Tournament titles.

After a second-round appearance in the WNIT in Fortier's first season as an assistant, the Zags qualified for the NCAA Tournament the next six years, which included a stretch of three straight Sweet Sixteens from 2010-12. The highlight was an Elite Eight run in 2011, in which the Bulldogs upset three higher-seeded teams.

In addition to serving as Gonzaga's recruiting coordinator, Fortier has been responsible for coordinating GU's defense. She also spent time coaching Gonzaga's guards. She has mentored two WNBA draftees in Courtney Vandersloot and Katelan Redmon as well as Haiden Palmer, a 2014 draft hopeful. She also coached Taelor Karr, the 2012-13 WCC Player of the Year.

A native of Grass Valley, Calif., Fortier played collegiate basketball at Butte (Calif.) Community College before transferring to Cal State Monterey Bay. At CSUMB, she earned Honorable Mention All-Cal-Pac Conference honors as a junior and was an NAIA Academic All-American in 2003. She also earned the 2004 CSUMB Female Scholar Athlete of the Year.

Fortier graduated Magna Cum Laude from CSUMB in 2004 with a bachelor's degree in human communications. Fortier earned her master's degree in sport and athletic administration from Gonzaga in 2006.

Fortier, who spent two years as the Assistant Coaches Representative on the WBCA Board of Directors, is married to Craig Fortier, who joined the Gonzaga staff as an assistant coach in May of 2014, after previously serving as the associate head men's basketball coach at Eastern Washington University. They welcomed their first son, Marcus, in 2010. Their second son, Calvin, was born in 2012, and they welcomed a daughter, Quincy, in July, 2014.

FORTIER VERSUS ...

(Alphabetical Order)

School	W	L	School	W	L
Air Force	1	0	Pacific*	8	3
American	0	1	Pepperdine*	10	1
Belmont	0	1	Portland*	11	0
Brigham Young*	6	6	Portland State	2	0
Colgate	2	0	Presbyterian	1	0
Colorado State	1	1	Purdue*	1	0
CSU Bakersfield*	1	0	Rutgers	1	0
Dayton*	3	0	Saint Francis	1	0
DePaul	0	1	Saint Mary's*	9	3
Eastern Washington*	6	0	San Diego*	8	3
Florida State	0	1	San Francisco*	10	2
George Washington	1	0	Santa Clara*	9	2
Grand Canyon	1	0	Southern Utah	1	0
Idaho	1	0	Southern California	0	1
Idaho State	2	0	Stanford*	2	4
Iowa	0	1	Tennessee	0	1
Kent State	1	0	Tennessee Martin*	1	0
Little Rock	1	0	Texas Southern*	1	0
Loyola Marymount*	11	0	UC Irvine	1	0
Michigan	0	1	UC Riverside	1	0
Middle Tennessee*	1	0	UNLV*	1	1
Missouri State*	2	0	Utah	0	1
Montana	3	0	Washington State*	4	2
Montana State*	3	0	West Virginia	1	0
Nicholls State	1	0	Western Illinois	1	0
Northwestern	1	1	Western Kentucky	1	0
North Carolina	0	1	Winthrop	1	0
Notre Dame	0	1	Wyoming*	3	0
Oklahoma	0	1			
Oregon State	1	1			

\* 2019-20 Opponents

## ASSISTANT COACH - JORDAN GREEN

Jordan Green was hired as an assistant women's basketball coach in April of 2014. Green was the first member of Lisa Fortier's new staff.



In his first season with the Zags, Green helped guide GU to its fourth Sweet 16 appearance and 11th straight WCC title. He was instrumental in a Gonzaga defense that allowed only 61.8 points per game, second in the WCC. In 2016-17 the Zags returned to the NCAA Tournament and swept the WCC Regular-Season and Tournament Championships, only allowing 58.3 points per game, first in the conference. The Bulldogs were dominant on defense once again in 2017-18, finishing second in the conference allowing 59.5 points per game and collecting 17 wins when holding their opponent under 59 points.

The native of Cashmere, Wash., closed out his third season on the Idaho coaching staff in 2013-14 and first as the associate head coach. The Vandals had a three-year overall record of 54-45 with Green on the bench, including a 32-16 mark in the Western Athletic Conference (WAC). Idaho also earned NCAA Tournament berths in both 2012-13 and 2013-14 after winning the WAC Tournament Championship.

Prior to his time at Idaho, Green worked at Idaho State from 2004-11. During his tenure, Idaho State won two Big Sky Championships and made a splash in the post-season three times; one NCAA Tournament appearance and two appearances in the WNIT.

Green started his coaching career as an assistant coach for the men's basketball program at Seattle University in 2003-04.

Green played basketball collegiately at George Fox University, where he was a three-time captain and a NAIA All-America Honorable Mention. On the all-time statistical charts at George Fox, he ranked third in steals (253), seventh in points (1,468), and 10th in assists (373).

## ASSISTANT COACH - CRAIG FORTIER

Craig Fortier was hired on the Gonzaga University women's basketball staff on May 5, 2014.



Working primarily with the posts, he has tutored 18 all-conference players including 13 first team selections. He coached Jill Barta, who was a three-time First Team All-WCC selection in three seasons, just the third Zag in program history to do that. Under his tutelage, Kiara Kudron was also selected First Team All-WCC in 2017 and finished 10th all-time at Gonzaga with 651 career rebounds.

Prior to Gonzaga, Fortier acted as associate head coach of Eastern Washington's men's basketball program, and he helped direct the Eagles' defense, which, in 2013-14, finished in the top three in the Big Sky in three different categories, including blocked shots (1st; 4.3), field goal percentage defense (2nd; 44.6) and three-point field goal percentage defense (3rd; 34.5). The Eagles also had the top three seasons in school history in lowest turnovers per game, averaging 12.0 in 2013-14, 13.4 in 2012-13 and a school-best 11.8 in 2011-12.

He also coached three Big Sky All-Conference players while at Eastern Washington, including the 2011-12 Newcomer of the Year.

Prior to his time at EWU, Fortier spent four seasons as an assistant men's basketball coach at Whitworth University. During his four years with Whitworth, the Pirates won 98 of 116 games for a winning rate of 84.5 percent. He helped develop 10 all-conference performers, three conference Player of the Year winners and one National Player of the Year. All four seasons the Pirates advanced to the NCAA Tournament and won the Northwest Conference Tournament title.

Fortier's experience also includes a one-year stint as an administrative assistant for the men's basketball team at Colorado State University and a one-year stint as the assistant men's basketball coach for his alma mater, Cal State Monterey Bay.

## ASSISTANT COACH - STACY CLINESMITH

Stacy Clinesmith, former WNBA veteran and Spokane native, was hired as an assistant women's basketball coach, on May 2, 2014.



In her first season with the Zags, she helped Elle Tinkle and Keani Albanez receive postseason WCC honors.

In 2016-17 she tutored All-WCC selection Laura Stockton at point guard who finished with 144 assists, 10th on the single-season GU lists. The Zags ranked first in the conference in assist/turnover ratio at 1.06. In 2017-18 she oversaw three guards, Stockton, Jessie Loera, and Chandler Smith, who all averaged over 2.7 assists per game and scored at least 6.2 points per game. Smith was Second Team All-WCC and shooting guard Emma Stach was WCC All-Tournament.


Clinesmith came to Gonzaga after three seasons as an assistant coach at Santa Clara University. During her time with the Broncos, she coached two All-WCC honorees, an All-Freshman team player and five WCC All-Academic honorees.

Clinesmith began her career in the collegiate ranks serving as Oregon State's Director of Basketball Operations in 2008-09 and went on to become the assistant coach at Central Washington University in 2010-11.

Before hitting the coaching ranks, Clinesmith enjoyed a record-setting basketball career. She was tabbed the Washington State 3A Player of the Year while at Mead and went on to become one of the most accomplished guards to ever play at UC Santa Barbara. She finished her college career second in UC Santa Barbara history in assists (647) and fourth in scoring (1,565 points).

## DIRECTOR OF OPERATIONS - SHANNON DONEGAN

Shannon Donegan joined Gonzaga in the summer of 2017 and came most recently from fellow WCC-member Saint Mary's College, where she had served as the Gaels' Director of Basketball Operations and Video Coordinator since 2013.



She is originally from Pennsylvania and was the Girls Varsity head coach at Germantown Friends High School in Philadelphia from 2011 to 2013. During that time, she also served as a sports instructor at the YMCA in Berwyn, Pennsylvania.

While at Saint Mary's she handled the day-to-day operations of the program, along with organizing all logistics, including travel, for the team. She communicated with visiting teams and booked times at opposing facilities for practices and shoot rounds. She coordinated special events for the program, including alumni events and hosted boosters. Donegan was active with the team's social media accounts, and created and edited videos for the team's use.

She submitted many of the required reporting documents to the compliance office, managed game film for the Gaels, and assisted with recruiting visits.

Donegan completed her bachelor's in athletic training from Temple University in Philadelphia in 2012 and received her master's in sport management from the University of San Francisco in 2015.

WEST COAST CONFERENCE: 2019-20 STANDINGS

Standings	WCC	Pct.	Overall	Pct.	Streak
Brigham Young	2-0	1.000	7-5	.583	W2
Saint Mary's	2-0	1.000	7-6	.538	W3
Gonzaga	1-0	1.000	12-1	.923	W10
Pacific	1-1	.500	8-5	.615	W1
Pepperdine	1-1	.500	7-5	.583	L1
San Diego	1-1	.500	7-5	.583	W1
Santa Clara	1-1	.000	7-6	.545	L1
Portland	0-1	.000	7-5	.538	L1
San Francisco	0-2	.000	7-7	.500	L2
Loyola Marymount	0-2	.000	4-11	.267	L3

This week ...

Thursday, Jan. 2

Gonzaga at BYU	6 p.m.
Portland at San Diego	6 p.m.
Pepperdine at Saint Mary's	6:30 p.m.
Loyola Marymount at Pacific	7 p.m.

Saturday, Jan. 4

Portland at BYU	1 p.m.
Gonzaga at San Diego	2 p.m.
Loyola Marymount at Saint Mary's	2 p.m.
Santa Clara at San Francisco	2 p.m.

2019-20 Preseason Poll

1. Gonzaga (7)	78
2. BYU (3)	75
3. Pacific	61
4. Saint Mary's	59
5. Santa Clara	40
T6. LMU	39
T6. Pepperdine	39
8. San Diego	27
9. San Francisco	18
10. Portland	14

(First place votes)

2019-20 All-WCC Preseason Team

Name	Institution
Brenna Chase-Drollinger	BYU
Chelsey Gipson	LMU
Sara Hamson	BYU
Tia Hay	SCU
Valerie Higgins	Pacific
Paisley Johnson	BYU
Brooklyn McDavid	Pacific
Sam Simons	Saint Mary's
Jill Townsend	Gonzaga
Jenn Wirth	Gonzaga

Player of the Week

- Week 1 - Haylee Andrews, Portland
- Week 2 - Brooklyn McDavid, Pacific
- Week 3 - Alex Fowler, Portland
- Week 4 - Jenn Wirth, Gonzaga
- Week 5 - Jill Townsend, Gonzaga
- Week 6 - Emily Codding, Saint Mary's  
Mikayla Williams, USF
- Week 7 - Valerie Higgins, Pacific

The Last Time Out

GONZAGA 62, PORTLAND 57  
GAME 13 \* DEC. 29 \* SPOKANE \* McCARTHEY

SPOKANE, Wash. – The No. 17 Gonzaga women's basketball team overcame a 20-point first-half deficit to defeat Portland 62-57 Sunday afternoon inside the McCarthey Athletic Center. The 20-point deficit is the largest the Bulldogs has erased in a victory under head coach Lisa Fortier.

"I think we showed that we do have that fight," Fortier said. "The second half is something to be proud of... The fact that they were able to not drop their heads and chalk it in to, 'Well we're down 20. That's too much to overcome' says something about our character and our team and just the will that they had."

Gonzaga (12-1, 1-0 WCC) finished with three players in double-figures, led by a season-high tying 18 points from Jill Townsend. Townsend was a perfect 4-of-4 from long range and added five steals, one block and eight rebounds in the win. Twelve of her team-high 18 points came in the second half. Jenn Wirth added 14 points and seven rebounds while Katie Campbell chipped in 12 points.

Portland (7-5, 0-1 WCC) was superb in the first quarter, shooting 66.7 percent from the floor and 40.0 percent from three while controlling the glass 11-7. The Bulldogs did not have an answer for the Pilots as they gave up 26 points to the visitors in the first 10 minutes. Portland limited GU to 12 points in the first, and by the 8:01 mark of the second period had extended its lead to 20 points (34-14). The Zags slowly chipped away at the lead, and by the end of the half trailed by 14 (37-24).

"[At half] our coaches reiterated that we needed to come together and play as a team," Wirth said. "There were a few spurts there where we were all trying to do our own thing, and we're better together. That really helped us in the second half."

Townsend came alive in the third period, scoring nine of her 18 points in the quarter. The Okanogan, Wash., native hit back-to-back treys midway through the quarter to cut the lead to five (43-38), but Portland countered with a 5-0 run to get the lead back to double-digits with 4:23 to go in the period. Gonzaga outscored Portland by four in the final minutes of the period to cut the lead to single digits (53-47) heading into the fourth.

In the final period, the Zags shot 40.0 percent from the floor including 50.0 percent from three while limiting UP to just four total points in the closing period. With 3:57 to go, Townsend sunk her fourth trey of the game to cut the lead to one, and on the following possession Campbell hit a big trey to give the Zags their first lead since the 8:41 mark of the first quarter. Gonzaga never lost its lead, finishing the final minutes on a 5-2 run to secure the 62-57 win.

"It was a lot about just grit and toughing it out," Townsend said. "We came out [in the second half] and executed."

Portland was led by Kate Andersen with a game-high 20 points while Haylee Andrews added 18.

AP Top 25

(Week 9)	PTS	PVS	REC
1. UConn (19)	722	1	10-0
2. Oregon (5)	703	2	10-1
3. Oregon State (5)	680	3	12-0
4. South Carolina (1)	661	4	12-1
5. Stanford***	622	5	11-1
6. Baylor	614	6	11-1
7. Louisville	576	7	12-1
8. Florida State	560	8	13-0
9. NC State	503	9	12-0
10. UCLA	497	10	12-0
11. Texas A&M	445	11	12-1
12. Maryland	406	12	10-2
13. Kentucky	376	13	11-1
14. Indiana	344	14	11-2
15. Mississippi St.	341	15	12-2
16. DePaul	291	16	11-2
17. Gonzaga	274	17	12-1
18. Arizona	265	18	12-0
19. West Virginia	207	19	9-1
20. Arkansas	162	20	12-1
21. Missouri St.***	116	21	9-2
22. Tennessee	98	22	10-2
23. Miami	62	24	9-3
24. Minnesota	50	RV	11-1
25. Texas	46	25	8-4

Also receiving votes: South Dakota 40; Michigan 26; Rutgers 24; Princeton 10; Colorado 9; Northwestern 7; LSU 5; Kansas 4; Texas Tech 1; Michigan State 1; Arizona State 1; Nebraska 1

USA TODAY

(Week 9)	PTS	PVS	REC
1. UConn (22)	787	1	10-0
2. Oregon (6)	754	2	10-1
3. Oregon State (4)	739	3	12-0
4. Stanford***	684	4	11-1
5. South Carolina	669	5	12-1
6. Baylor	652	6	10-1
7. Louisville	608	7	12-1
8. Florida State	578	8	13-0
9. NC State	545	9	12-0
10. UCLA	518	10	12-0
11. Maryland	455	11	10-2
12. Texas A&M	434	12	12-1
13. Kentucky	408	13	11-1
14. Mississippi St.	380	14	12-2
15. Indiana	335	15	11-2
16. Gonzaga	307	17	12-1
17. DePaul	302	16	11-2
18. Arizona	258	18	12-0
19. Missouri St.***	208	19	9-2
20. Arkansas	195	20	12-1
21. West Virginia	171	21	9-1
22. South Dakota	118	22	12-2
23. Tennessee	76	24	10-2
24. Princeton	58	25	12-1
25. FGCU	36	RV	13-2

Also receiving votes: Michigan 35; Minnesota 20; Arizona State 15; Northwestern 15; LSU 13; Texas 6; Colorado 3; Georgia Tech 3; Texas Tech 1

\*\*\* 2019-20 GU Opponent



Records when ...

	2019-20
Overall.....	12-1
At McCarthey Athletic Center.....	6-0
On the road.....	3-1
At a neutral site.....	3-0
vs. West Coast Conference.....	1-0
vs. WCC home game.....	1-0
vs. WCC away game.....	0-0
After a win.....	9-1
After a loss.....	2-0
Ahead at the half.....	10-1
Behind at the half.....	2-0
Tied at the half.....	0-0
Ahead at start of 4th quarter.....	11-0
Trailing at start of 4th quarter.....	1-1
Tied at the start of 4th quarter.....	0-0
In overtime.....	0-1
More rebounds than opponent.....	9-1
Fewer rebounds than opponent.....	1-0
Equal rebounds.....	2-0
More turnovers than opponent.....	4-0
Fewer turnovers than opponent.....	8-1
Equal turnovers.....	0-0
More fouls than opponent.....	4-0
Fewer fouls than opponent.....	7-1
Equal fouls.....	1-0
Shoots 50 percent or higher.....	6-0
Opponent shoots 50 percent or higher.....	0-0
Shoots less than 50 percent.....	6-1
Opponent shoots less than 50 percent.....	12-1
GU shoots better than opponent.....	12-0
Opponent shoots better than GU.....	0-1
Equal shooting percentage.....	0-0
GU has more free throw attempts.....	6-0
Opponent has more free throw attempts.....	3-0
Equal free throw attempts.....	3-1
GU bench outscores opponent bench.....	8-0
Opponent bench outscores GU bench.....	4-0
Equal bench contribution.....	0-1
GU makes 10 or more three-pointers.....	1-0
GU makes 9 or fewer three-pointers.....	10-1
GU shoots above 75 percent at the line.....	7-1
GU shoots below 75 percent at the line.....	4-0
Games decided by 1-5 points.....	1-0
Games decided by 6-10 points.....	0-1
Games decided by 11-15 points.....	6-0
Games decided by 16 or more points.....	5-0
Scores 50 or less.....	0-0
Scores between 51-59.....	0-0
Scores between 60-69.....	5-0
Scores between 70-79.....	4-1
Scores between 80-89.....	2-0
Scores between 90-99.....	1-0
Scores 100 or more.....	0-0
Opponent scores 50 or less.....	5-0
Opponent scores 51-59.....	6-0
Opponent scores 60-69.....	1-0
Opponent scores 70-79.....	0-1
Opponent scores 80-89.....	0-0
Opponent scores 90-99.....	0-0
Opponent scores 100 or more.....	0-0
Vs. Top 25 Team.....	1-0
Vs. Top 10 Team.....	0-1
Day game.....	7-0
Night game.....	5-1
On Sunday.....	4-1
On Monday.....	0-0
On Tuesday.....	1-0
On Wednesday.....	0-0
On Thursday.....	2-0
On Friday.....	4-0
On Saturday.....	1-0
In November.....	5-1
In December.....	7-0
In January.....	0-0
In February.....	0-0
In March.....	0-0

# THE LAST TIME ...

## Scored 100 Points

Zags: 102, UC Irvine, 11/13/16  
Opponent: 105, at Stanford, 11/29/09

## Scored 95 Points

Zags: 97, Portland, 1/12/19  
Opponent: 105, at Stanford, 11/29/09

## Scored 90 Points

Zags: 92, CSU-Bakersfield, 11/10/19  
Opponent: 92, Utah, 3/21/16

## Scored 50 Points in a Half

Zags: 53, at Portland, 2/9/19  
Opponent: 50, Rutgers, 3/17/12

## Scored 25 Points in all four Quarters

Zags: 25, 25, 26, 26, UC Irvine, 11/13/16  
Opponent: never happened

## Scored 30 Points in a Quarter

Zags: 34, 2nd quarter, Pacific, 1/5/18  
Opponent: 32, vs. Stanford, 12/2/18

## Shot 65 Percent From The Field:

Zags: 67.3, (37-55), Whitworth, 12/15/02  
Opponent: none since 1999

## Shot 60 Percent From Three:

Zags: 66.7, (6-9), at Washington State, 12/6/17  
Opponent: 66.7, (4-6), Pepperdine, 2/6/14

## Shot 100 Percent From The Foul Line:

Zags: 16-16, at Wyoming, 12/17/19  
Opponent: 11-11, at Saint Mary's, 1/14/17

## Did Not Score 20+ Points in a Half

Zags: 17, vs. Colorado State, 11/28/18  
Opponent: 17, Texas Southern, 12/14/19

## Did Not Score 5 Points in a Quarter

Zags: never happened (lowest 5, at Eastern Washington, 11/11/18; vs. Colorado State, 11/28/18)  
Opponent: 4, Portland, 12/29/19

## Grabbed 60 Rebounds

Zags: 61, Western Illinois, 12/21/17  
Opponent: 64, Saint Mary's, 1/20/00

## Grabbed 55 Rebounds

Zags: 58, Portland, 1/12/19  
Opponent: 56, at Loyola Marymount, 1/11/03

## Made 35 Field Goals

Zags: 35, (35-58), at Portland, 2/9/19  
Opponent: 36, (36-67), Florida State, 11/26/16

## Attempted 80 Field Goals

Zags: 86, (32-86), Western Illinois, 12/21/17  
Opponent: 85, (27-85), Virginia, 11/30/08

## Attempted 70 Field Goals

Zags: 79, (41-79), Portland, 1/12/19  
Opponent: 74, (33-73), vs. Saint Mary's, 3/11/19

## Made 12 3-Pointers

Zags: 17, (17-25), BYU, 2/2/17  
Opponent: 13, (13-25), BYU, 3/12/19

## Made 10 3-Pointers

Zags: 10, (10-22), CSU-Bakersfield, 11/10/19  
Opponent: 12, (12-22), BYU, 2/16/19

## Attempted 30 3-Pointers

Zags: 34, (15-34), Pepperdine, 1/28/17  
Opponent: 33, (7-33), Idaho, 12/20/18

## Attempted 25 3-Pointers

Zags: 25, (8-25), BYU, 2/24/18  
Opponent: 27, Dayton, 11/29/19

## Made 25 Free Throws

Zags: 28, (28-32), vs. BYU, 3/12/19  
Opponent: 27, (27-32), San Francisco, 2/7/15

## Made 20 Free Throws

Zags: 23, (23-29), at Stanford, 11/17/19  
Opponent: 23, (23-28), vs. Oregon State, 3/25/19

## Attempted 45 Free Throws

Zags: 48, (37-48), Idaho State, 11/18/14  
Opponent: 49, (34-49), at Oklahoma, 11/14/13

## Had 30 Assists

Zags: 31, Idaho, 12/20/12  
Opponent: none since 1999

## Had 20 Assists

Zags: 25, Texas Southern, 12/14/19  
Opponent: 21, at Saint Mary's, 1/14/17

## Had 15 Steals

Zags: 17, at Loyola Marymount, 12/29/18  
Opponent: 16, San Diego, 1/16/16

## Had 10 Blocks

Zags: 10, Wyoming, 12/3/15  
Opponent: 11, Oklahoma, 3/18/17

## Overcame a 15-Point Halftime Deficit

Zags: 32-47 (81-78), at Loyola Marymount, 2/19/09  
Opponent: none since 1999

## Overcame a 10-Point Halftime Deficit

Zags: 24-37 (62-57), Portland, 12/29/19  
Opponent: 32-22, BYU, 3/9/15

## Had Five Players Score in Double Figures in Same Game

Zags: Zykeria Rice (14), Laura Stockton (13), Jill Townsend (12), Katie Campbell (11), Louise Forsyth (11) at Portland (2/9/19)  
Opponent: Mikayla Pivec (19), Taya Corosdale (12), Maddie Washington (12), Destiny Slocum (12), Aleah Goodman (12) vs. Oregon State (3/25/19)

## Had Two Players record Double-Doubles in Same Game

Zags: Jill Barta (15 pts, 10 rbs) and Chandler Smith (10 rbs, and 10 ast) at Pacific (12/28/17)  
Opponent: Hannah Tvrdy (10 pts, 10 rbs) and Annie Brady (11 pts, 15 rbs) at Colorado State (11/13/17)

## Did Not Have a Player Score in Double Figures

Zags: vs. Louisville, 11/21/12  
Opponent: CSU-Bakersfield, 11/10/19

## Had Two Players Score 20+ Points in Same Game

Zags: Jill Barta (30) and Zykeria Rice (20) Portland State (12/2/17)  
Opponent: Alanna Smith (20) and Kiana Williams (21), Stanford (3/17/18)

## The Zags Were Ranked:

No. 17 (12/30/19) **Top 25** Associated Press

No. 11 (3/12/19)

**Top 15** USA Today

**The Zags Beat a Ranked Opponent:** AP 20/USA Today 17, vs. Missouri State, (12/20/19)

## PLAYER CAPSULES

## #1 ANAMARIA VIRJOGHE

6-5 • RSO • F • Targoviste, Romania

- 2018-2019: Redshirted.
- Northwest Christian: NAIA Honorable Mention All-American, first in school history ... Cascade Collegiate Conference Freshman of the Year and First Team All-CCC ... averaged 15.4 points per game while also averaging 6.5 rebounds and 2.3 blocks per contest.
- Romanian: Attended Voievoiud Mercea school in Targoviste, Dambovit, Romania ... member of the Romania U18 National Team....MVP of the U18 National Championships.

## #3 JENN WIRTH

6-3 • JR • F • Chandler, Ariz.

- 2018-2019: Played in 27 games...led the Zags in field goal percentage and ranked second in the WCC at 53.8 percent...recorded double-figures 10 times on the season...recorded eight or more rebounds six times...named WCC All-Academic Honorable Mention.
- 2017-2018: Played in all 33 games, starting in two of them ... averaged 18.1 minutes per game and 4.6 points per game, both tops among newcomers... shot 48.9 percent from the field, second on the team ... snagged 3.2 rebounds per game, fourth on the team... named to the WCC All-Freshman Team.
- High School: Attended Seton Catholic High School where she was selected 2016-17 AIA First Team All-Section VI, AIA First Team All-Division II... led her team to two Arizona State Championships ... in her career averaged 10.1 points per game, including a career-high 12.5 ppg her senior season.

## #4 LEEANNE WIRTH

6-3 • JR • F • Chandler, Ariz.

- 2018-2019: Played and started in all 34 games...scored a career-high 12 points against Washington state... grabbed eight or more rebounds four times...shot 41.3 percent from the field...third on the team with 156 rebounds...averaged 6.5 points per game.
- 2017-2018: Averaged 13.2 minutes per game, third among non-starters ... scored 4.2 points per game, scoring in double figures three times... averaged 2.8 rebounds per game ... had a career-high six rebounds on two separate occasions.
- High School: Attended Seton Catholic High School where she was selected 2016-17 AIA First Team All-Section VI, AIA First Team All-Division II... led her team to two Arizona State Championships ... averaged 8.2 points per game and 5.9 rebounds per game in her career...was a career 47 percent shooter, shooting 47 percent from three during her junior season.

## #5 LOUISE FORSYTH

6-0 • JR • G • Langley, BC

- 2018-2019: Appeared in 27 games...scored a season-high 11 points at Portland...recorded three steals against Idaho...made 15 threes on the season...shot 46.9 percent from long range.
- 2017-2018: Played in 13 games ... scored six points against Portland, going two-of-two from three in the game ... went two-for-two from the line against Pepperdine.
- High School: Attended Brookwood Secondary... in 2017 she was the British Columbia Baden Player of the Year and the Brookwood Female Athlete of the Year... averaged 31 points per game, 14 rebounds per game, and five assists per game.

## #10 GILLIAN BARFIELD

6-1 • SO • G • Phoenix, Ariz.

- 2018-2019: Appeared in 18 games...scored two points against Western Kentucky...grabbed four rebounds and had one assist on the year.
- 2017-2018: Played in seven games ... had assists

against Pepperdine and Portland State.

- High School: Attended Phoenix Country Day School... in her hoops career averaged 15.1 points per game, 1.9 assists per game, 10 rebounds per game, two steals per game, and three blocks per game...voted First Team All-State her senior year.

## #11 KAYLEIGH TRUONG

5-9 • FR • G • Houston, Texas

- High School: Led Jersey Village to a District 17-6A championship with a 33-3 overall record her senior season...averaged 16.5 points, 6.1 rebounds, 3.4 assists and 2.6 steals per game as a senior...three time First Team All-District 17-6A performer...McDonald's All-American nominee...a three-time CFISD First Team Academic All-District Performer.

## #12 ELIZA HOLLINGSWORTH

6-2 • FR • F • Melbourne, Australia

- Prior to Gonzaga: Attended St. Leonard's College in Melbourne...a scholarship holder at the Basketball Australia Centre of Excellence...averaged 4.8 points and 6.2 rebounds per contest...represented Australia on both the U16 and U17 national teams... led Australia to a bronze medal finish at the Under 17s World Championships in 2018.

## #13 CIERRA WALKER

5-8 • SR • G • Oregon City, Ore.

- Vanderbilt: Played three seasons at Vanderbilt... averaged 8.9 points per game and shot 39.1 percent from the floor...shot 39.2 percent from beyond the arc...ranked sixth in the SEC as a junior in three-point percentage at 39.1...ranked seventh in threes made at 70 and attempted at 178...ranked second on the team in scoring...tied the Vanderbilt record for threes made in a single game at 8.
- High School: First Team All-State Tournament team... Three Rivers League Player of the Year...Oregon Class 6A state scoring champion...McDonald's All American Nominee...Gatorade Player of the Year Nominee...2016 All Classification USA Today First Team All-State.

## #14 KAYLYNNE TRUONG

5-8 • FR • G • Houston, Texas

- High School: Led Jersey Village to a District 17-6A championship with a 33-3 overall record her senior season...named the District 17-6A Most Valuable Player after averaging 19.5 points, 4.2 rebounds, 4.5 assists and 3.2 steals per game as a senior... finished in double-figures every game during the 2018-2019 season...three time First Team All-District 17-6A performer...three time CFISD First Team Academic All-District 17-6A.

## #15 JESSIE LOERA

5-6 • SR • G • Moses Lake, Wash.

- 2018-2019: Played in 32 games, starting in 12...scored a season-high 13 points against San Diego...dished out at least five or more assists 13 times...recorded a career-high 10 assists at Portland...first on the team with 132 assists...second on the team with 27 made threes...averaged 5.8 points per game.
- 2017-2018: Played in all 33 games, starting in seven ... was second in the league and 56th in the nation with a 2.2 assist to turnover ratio... scored 6.2 points per game... had five or more assists 10 times, best on the team.
- 2016-2017: Appeared in 30 games for Gonzaga, averaging 11.3 minutes per game... averaged 2.4 points per game... shot 32.7 percent (17-of-52) from three.
- High School: Had a phenomenal career at Moses Lake High School ... named the Columbia Basin Big Nine Offensive Player of the Year and co-Defensive Player of the Year ... her senior year she was named First Team All-State 4A.

## #24 KATIE CAMPBELL

5-10 • SR • G • Oxnard, Calif.

- 2018-2019: Played in all 34 games, starting in 26...averaged 8.1 points per game...led the team and ranked second in the conference in three-point shooting at 45.0 percent from beyond the arc...reached double figures 14 times on the season...scored a season high 17 points at San Diego...WCC All-Academic Honorable Mention.
- 2017-2018: Played in 29 games ... made 12 threes ... was six-of-six from the free throw line... Academic All-WCC Honorable Mention.
- Ventura College : Averaged 18.4 points per game in 33 games...shot 41.3 percent from the field in her lone season there, going 32.2 percent from three and 77.3 percent from the line.
- High School: Attended Oaks Christian High School... was a McDonald's All-American nominee and two-time All-Area First Team, All-State... finished as the career leader in steals at school, and second in points and three-pointers made.

## #32 JILL TOWNSEND

5-11 • JR • G • Okanogan, Wash.

- 2018-2019: Played in 31 games coming off the bench... averaged 21.7 minutes per game...scored a career-high 19 points against Saint Mary's in the semifinals of the WCC Tournament...shot 51.7 percent from the field to rank third on the squad and fifth in the conference...named WCC Honorable Mention...selected WCC All-Academic Honorable Mention.
- 2017-2018: Appeared in all 33 games ... averaged 13.2 minutes per game... scored 4.2 points per game... snagged 1.4 offensive rebounds per game.
- High School: Attended Okanogan High School where she was selected the 2017 Cariboo Trail League 1A Co-MVP, 1A Player of the Year... she averaged 21.8 points per game in her career, averaging over 20 points per game all four seasons and scored 2097 career points.

## #33 MELODY KEMPTON

6-1 • FR • F • Post Falls, Idaho

- Played in all 34 games...scored a season-high 14 points against Notre Dame...had a season-high 10 rebounds against Washington State...tied for second most blocks on the team with 20...shot 49.6 percent from the field...averaged 4.3 points per game.
- High School: Attended Post Falls High School ... was the four-time 5A Inland Empire League Player of the Year leading her team to the state championship her senior year... Post Falls HS all-time leading scorer (1,486), rebounder (892), and shot blocker (211) ... was named the Gatorade Player of the Year and a McDonald's All-American Game nominee her senior season.

## #44 KYLEE GRIFFEN

6-2 • FR • G • Marysville, Wash.

- 2018-2019: Redshirted.
- High School: Attended Lake Stevens High School... had 13 double-doubles and averaged 20.9 points, 10.5 rebounds, and three assists per game her final season ... scored over 1300 career points ... scored 42 points in a game her senior year, a school record.

# GONZAGA CAREER AND 2019-20 SEASON HIGHS



SEASON

8, Texas Southern, 12/14/19  
6, CSU-Bakersfield, 11/10/19  
2x, last at Montana State, 12/5/19  
1, vs. Purdue, 12/1/19  
1, 5x, last Texas Southern, 12/14/19  
17, CSU-Bakersfield, 11/10/19

Points 8, Texas Southern, 12/14/19  
Rebounds 6, CSU-Bakersfield, 11/10/19  
Assists 2, 2x, last at Montana State, 12/5/19  
Steals 1, vs. Purdue, 12/1/19  
Blocks 1, 5x, last Texas Southern, 12/4/19  
Minutes 17, CSU-Bakersfield, 11/10/19

CAREER

**1 ANAMARIA VIRJOGHE** RS0[F]6-5|Targoviste, Romania|Northwest Christian



SEASON

19, vs. Dayton, 11/29/19  
7, 3x, last Portland, 12/29/19  
2, 6x, last Portland, 12/29/19  
1, 3x, last Missouri State, 12/20/19  
3, Portland, 12/29/19  
37, at Stanford, 11/17/19

Points 19, vs. Dayton, 11/29/19  
Rebounds 11, Saint Francis, 12/17/17  
Assists 3, 3x, last, BYU, 2/24/18  
Steals 4, Santa Clara, 1/20/18  
Blocks 4, Idaho, 12/20/18  
Minutes 37, at Stanford, 11/17/19

CAREER

**3 JENN WIRTH** JR[F]6-3|Chandler, Ariz.|Seton Catholic



SEASON

18, at Wyoming, 12/17/19  
11, vs. Dayton, 11/29/19  
3, vs. Dayton, 11/29/19  
4, CSU-Bakersfield, 11/10/19  
2, at Wyoming, 12/17/19  
32, at Wyoming, 12/17/19

Points 18, at Wyoming, 12/17/19  
Rebounds 11, vs. Dayton, 11/29/19  
Assists 3, 3x, last vs. Dayton, 11/29/19  
Steals 4, CSU-Bakersfield, 11/10/19  
Blocks 2, 6x, last at Wyoming, 12/17/19  
Minutes 32, 2x, last at Wyoming, 12/17/19

CAREER

**4 LEEANNE WIRTH** JR[F]6-3|Chandler, Ariz.|Seton Catholic



SEASON

10, at Montana State, 12/5/19  
5, at Montana State, 12/5/19  
3, Texas Southern, 12/14/19  
2, vs. Middle Tennessee, 11/30/19  
1, 2x, last Texas Southern, 12/14/19  
17, at Montana State, 12/5/19

Points 11, at Portland, 2/9/19  
Rebounds 5, at Montana State, 12/5/19  
Assists 3, Texas Southern, 12/14/19  
Steals 3, Idaho, 12/20/18  
Blocks 1, 2x, last Texas Southern, 12/14/19  
Minutes 18, vs. Little Rock, 3/23/19

CAREER

**5 LOUISE FORSYTH** JR[G]6-0|Langley, BC|Brookwood Secondary



SEASON

2, at Washington State, 12/8/19  
3, Texas Southern, 12/14/19  
4, Texas Southern, 12/14/19

Points 2, at Washington State, 12/8/19  
Rebounds 3, Texas Southern, 12/14/19  
Assists  
Steals  
Blocks  
Minutes 4, Texas Southern, 12/14/19

CAREER

**10 GILLIAN BARFIELD** SO[F]6-1|Phoenix, Ariz.|Phoenix Country Day School



SEASON

18, CSU-Bakersfield, 11/10/19  
4, 3x, last at Wyoming, 12/17/19  
7, Texas Southern, 12/14/19  
3, at Wyoming, 12/17/19  
1, Portland, 12/29/19  
23, 2x, last Texas Southern, 12/14/19

Points 18, CSU-Bakersfield, 11/10/19  
Rebounds 4, 3x, last at Wyoming, 12/17/19  
Assists 7, Texas Southern, 12/14/19  
Steals 3, at Wyoming, 12/17/19  
Blocks 1, Portland, 12/29/19  
Minutes 23, 2x, last Texas Southern, 12/14/19

CAREER

**11 KAYLEIGH TRUONG** FR[G]5-9|Houston, Texas|Jersey Village



SEASON

Points  
Rebounds  
Assists  
Steals  
Blocks  
Minutes

Points  
Rebounds  
Assists  
Steals  
Blocks  
Minutes

CAREER

**12 ELIZA HOLLINGSWORTH** FR[G]6-2|Melbourne, Australia|St. Leonard's College



SEASON

Points  
Rebounds  
Assists  
Steals  
Blocks  
Minutes

Points  
Rebounds  
Assists  
Steals  
Blocks  
Minutes

CAREER

**13 CIERRA WALKER** SR[G]5-8|Oregon City, Ore.|Oregon City|Vanderbilt

## CAREER SUPERLATIVES

GAMES PLAYED/STARTED	2019-20	CAREER	STREAK
LeeAnne Wirth	13-13	75-45	45
Katie Campbell	13-13	73-37	37
Jessie Loera	13-13	104-30	16
Jill Townsend	13-13	72-13	13
Jenn Wirth	13-13	70-13	13
Louise Forsyth	13-0	52-0	0
Gillian Barfield	7-0	31-0	0
Melody Kempton	13-0	46-0	0
Anamaria Virjoghe	12-0	12-0	0
Kayleigh Truong	13-0	13-0	0
Kaylynne Truong	13-0	13-0	0

DOUBLE-DIGIT SCORING	2019-20	CAREER	STREAK
Katie Campbell	10	24	3
Jill Townsend	6	23	1
Jenn Wirth	8	20	2
LeeAnne Wirth	4	11	0
Jessie Loera	3	14	0
Melody Kempton	3	5	0
Louise Forsyth	1	2	0
Kayleigh Truong	3	3	0

DOUBLE-DIGIT REBOUNDS	2019-20	CAREER	STREAK
Jill Townsend		1	0
Jenn Wirth		4	0
Melody Kempton	1	2	0
LeeAnne Wirth	2	3	0

## 20+ POINTS

2019-20	CAREER	STREAK	
Melody Kempton	2	5	1
Jill Townsend	3	4	2
Jenn Wirth		8	0
LeeAnne Wirth	4	9	0

## 5+ ASSISTS

2019-20	CAREER	STREAK	
Jessie Loera	8	31	7
Jill Townsend		1	0
Kayleigh Truong	3	3	1

## 3+ BLOCKS

2019-20	CAREER	STREAK	
Melody Kempton	0	2	0
Jenn Wirth	1	2	1

## 3+ STEALS

2019-20	CAREER	STREAK	
Jessie Loera	1	10	0
Jill Townsend	1	2	1
Jenn Wirth		1	0
Katie Campbell	2	4	0
LeeAnne Wirth	2	2	0
Kaylynne Truong	1	1	0
Kayleigh Truong	1	1	0

GONZAGA UNIVERSITY / BULLDOGS / WOMEN'S BASKETBALL



SEASON	9, Eastern Washington, 11/22/19	Points	9, Eastern Washington, 11/22/19	CAREER
	3, at Wyoming, 12/17/19	Rebounds	3, at Wyoming, 12/17/19	
	3, at Washington State, 12/8/19	Assists	3, at Washington State, 12/8/19	
	3, Texas Southern, 12/14/19	Steals	3, Texas Southern, 12/14/19	
		Blocks		
	18, Texas Southern, 12/14/19	Minutes	18, Texas Southern, 12/14/19	

**14 KAYLYNNE TRUONG** FR|G|5-8|Houston, Texas|Jersey Village



SEASON	16, at Wyoming, 12/17/19	Points	16, at Wyoming, 12/17/19	CAREER
	6, at Stanford, 11/17/19	Rebounds	6, at Stanford, 11/17/19	
	9, CSU-Bakersfield, 11/10/19	Assists	10, at Portland, 2/9/19	
	5, Eastern Washington, 11/22/19	Steals	5, 2x, last EWU, 11/22/19	
	2, at WSU, 12/8/19	Blocks	2, 2x, last at WSU, 12/8/19	
	32, at Stanford, 11/17/19	Minutes	35, vs. Saint Mary's, 3/11/19	

**15 JESSIE LOERA** SR|G|5-6|Moses Lake, Wash.|Moses Lake



SEASON	17, vs. Dayton, 11/29/19	Points	17, 2x, last vs. Dayton, 11/29/19	CAREER
	6, 2x, last at Montana State, 12/5/19	Rebounds	7, 3x, last vs. Little Rock, 3/23/19	
	3, 3x, last EWU, 11/22/19	Assists	4, Pepperdine, 2/28/19	
	3, 2x, last Missouri State, 12/20/19	Steals	4, 2x, last Idaho, 12/20/18	
	1, 2x, last Portland, 12/29/19	Blocks	3, Western Illinois, 12/21/17	
	35, at Stanford, 11/17/19	Minutes	36, vs. Oregon State, 3/25/19	

**24 KATIE CAMPBELL** SR|G|5-10|Oxnard, Calif.|Ventura College



SEASON	18, 3x, last Portland, 12/29/19	Points	19, vs. Saint Mary's, 3/11/19	CAREER
	9, 2x, last Missouri State, 12/20/19	Rebounds	10, at Eastern Wash., 11/11/18	
	3, 2x, last Texas Southern, 12/14/19	Assists	5, Idaho, 12/20/18	
	5, Portland, 12/29/19	Steals	5, Portland, 12/29/19	
	1, at Wyoming, 12/17/19	Blocks	2, vs. Notre Dame, 11/22/18	
	30, 2x, last Missouri State, 12/20/19	Minutes	30, 2x, last Missouri State, 12/20/19	

**32 JILL TOWNSEND** JR|G|5-11|Okanogan, Wash.|Okanogan



SEASON	18, vs. Purdue, 12/1/19	Points	18, vs. Purdue, 12/1/19	CAREER
	10, at Stanford, 11/17/19	Rebounds	10, 2x, last at Stanford, 11/17/19	
	2, 2x, last EWU, 11/22/19	Assists	2, 4x, last EWU, 11/22/19	
	2, at Stanford, 11/17/19	Steals	2, 3x, last, at Stanford, 11/17/19	
	2, 2x, last Missouri State, 12/20/19	Blocks	3, 2x, last at Pepperdine, 12/31/18	
	33, at Stanford, 11/17/19	Minutes	33, at Stanford, 11/17/19	

**33 MELODY KEMPTON** SO|F|6-1|Post Falls, Idaho|Post Falls



SEASON		Points		CAREER
		Rebounds		
		Assists		
		Steals		
		Blocks		
		Minutes		

**44 KYLEE GRIFFEN** RFR|G|6-2|Marysville, Wash.|Lake Stevens

DOUBLE-DOUBLE TRACKER

2019-20 CAREER

Jill Townsend	1
10 points/10 rebounds, at Eastern Washington (11/11/18)	
Jenn Wirth	2
12 points/10 rebounds, Idaho (12/20/18)	
13 points/10 rebounds, San Diego (1/19/19)	

LeeAnne Wirth	1	2
13 points/13 rebounds, Loyola Marmount (3/2/19)		
16 points/10 rebounds, at Washington State (12/8/19)		

Melody Kempton	1	1
12 points/10 rebounds, at Stanford (11/17/19)		

CURRENT STREAKS

Consecutive Made Free Throws (active streak)

LeeAnne Wirth	14
Katie Campbell	8
Louise Forsyth	3
Kaylynne Truong	3
Anamaria Virjoghe	2
Jessie Loera	2
Jill Townsend	2
Jenn Wirth	2
Melody Kempton	1
Kayleigh Truong	1

Consecutive Games with a Three-Point Field Goal

Katie Campbell	13
Jill Townsend	3

**2019-20 Gonzaga Women's Basketball**  
**Gonzaga Combined Team Statistics (as of Dec 29, 2019)**  
**All games**

<b>RECORD:</b>	<b>OVERALL</b>	<b>HOME</b>	<b>AWAY</b>	<b>NEUTRAL</b>
ALL GAMES	12-1	6-0	3-1	3-0
CONFERENCE	1-0	1-0	0-0	0-0
NON-CONFERENCE	11-1	5-0	3-1	3-0

##	Player	gp-gs	min	avg	Total			3-Point		F-Throw		Rebounds				pf	dq	a	to	blk	stl	pts	avg		
					fg-fga	fg%	3fg-fga	3fg%	ft-fga	ft%	off	def	tot	avg											
03	WIRTH, Jenn	13-13	358	27.5	61-127	.48	2-5	.40	26-30	.86	19	48	67	5.2	28	0	19	29	11	3	150	11.5			
32	TOWNSEND, Jill	13-13	331	25.5	52-98	.53	15-32	.46	27-29	.93	15	55	70	5.4	31	1	17	19	2	15	146	11.2			
24	CAMPBELL, Katie	13-13	359	27.6	47-90	.52	29-58	.50	21-26	.80	7	35	42	3.2	19	0	23	10	3	19	144	11.1			
04	WIRTH, LeeAnne	13-13	310	23.8	48-91	.52	0-1	.00	35-44	.79	13	56	69	5.3	32	1	9	19	9	14	131	10.1			
15	LOERA, Jessie	13-13	328	25.2	38-83	.45	10-29	.34	18-20	.90	3	27	30	2.3	21	0	65	34	3	25	104	8.0			
33	KEMPTON, Melod	13-0	266	20.5	41-76	.53	0-0	.00	18-31	.58	28	42	70	5.4	32	0	9	23	8	8	100	7.7			
11	TRUONG, Kayleig	13-0	266	20.5	22-73	.30	10-32	.31	17-25	.68	5	21	26	2.0	18	0	40	24	1	13	71	5.5			
05	FORSYTH, Louise	13-0	141	10.8	13-36	.36	8-23	.34	3-7	.42	3	16	19	1.5	11	0	6	6	2	6	37	2.8			
14	TRUONG, Kaylynn	13-0	151	11.6	12-27	.44	4-9	.44	7-12	.58	3	10	13	1.0	10	0	18	14	0	7	35	2.7			
01	VIRJOGHE, Anam	12-0	97	8.1	8-23	.34	0-0	.00	6-6	1.000	7	15	22	1.8	18	0	6	10	5	1	22	1.8			
10	BARFIELD, Gillian	7-0	18	2.6	1-4	.25	0-1	.00	0-2	.00	0	5	5	0.7	1	0	0	1	0	0	2	0.3			
Team											19	21	40												4
Total.....		13	2625		343-728	.47	78-190	.41	178-232	.76	122	351	473	36.4	221	2	212	193	44	111	942	72.5			
Opponents.....		13	2625		258-738	.35	59-238	.24	129-199	.64	136	271	407	31.3	225	-	118	229	30	93	704	54.2			

<b>TEAM STATISTICS</b>	<b>GON</b>	<b>OPP</b>	<b>Date</b>	<b>Opponent</b>	<b>Score</b>	<b>Att.</b>
SCORING	942	704	11/10/19	CSU BAKERSFIELD	w 92-48	5349
Points per game	72.5	54.2	11/14/19	UT MARTIN	w 78-55	5255
Scoring margin	+18.3	-	11/17/19	at Stanford	Lot 70-76	2863
FIELD GOALS-ATT	343-728	258-738	11/22/19	EASTERN WASH.	w 84-44	6000
Field goal pct	.471	.350	11/29/19	vs Dayton	w 76-65	411
3 POINT FG-ATT	78-190	59-238	11/30/19	vs Middle Tennessee	w 62-50	397
3-point FG pct	.411	.248	12/1/19	vs Purdue	w 63-50	517
3-pt FG made per gam	6.0	4.5	12/05/19	at Montana St.	w 70-55	2837
FREE THROWS-ATT	178-232	129-199	12/08/19	at Washington St.	w 76-53	1332
Free throw pct	.767	.648	12/14/19	TEXAS SOUTHERN	w 80-45	5371
F-Throws made per ga	13.7	9.9	12/17/19	at Wyoming	w 65-54	2432
REBOUNDS	473	407	12/20/19	MISSOURI ST.	w 64-52	5570
Rebounds per game	36.4	31.3	* 12/29/19	PORTLAND	w 62-57	6000
Rebounding margin	+5.1	-	* - Conference game			
ASSISTS	212	118				
Assists per game	16.3	9.1				
TURNOVERS	193	229				
Turnovers per game	14.8	17.6				
Turnover margin	+2.8	-				
Assist/turnover ratio	1.1	0.5				
STEALS	111	93				
Steals per game	8.5	7.2				
BLOCKS	44	30				
Blocks per game	3.4	2.3				
ATTENDANCE	33545	10789				
Home games-Avg/Gam	6-5591	4-2366				
Neutral site-Avg/Game	-	3-442				

<b>Score by Periods</b>	<b>1st</b>	<b>2nd</b>	<b>3rd</b>	<b>4th</b>	<b>OT</b>	<b>Totals</b>
Gonzaga	215	218	266	235	8	942
Opponents	163	162	169	196	14	704

**2019-20 Gonzaga Women's Basketball  
Gonzaga Team Game-by-Game (as of Dec 30, 2019)  
All games**

**TEAM STATISTICS**

Opponent	Date	Score		Total		3-Pointers		Free throws		Rebounds				pf	a	t/o	blk	stl	pts	avg
				fg-fga	pct	3fg-fga	pct	ft-fta	pct	off	def	tot	avg							
CSU BAKERSFIELD	11/10/	92-48	W	33-59	.55	10-22	.45	16-20	.80	13	25	38	38.0	17	22	16	5	11	92	92.0
UT MARTIN	11/14/	78-55	W	27-49	.55	7-17	.41	17-25	.68	6	26	32	35.0	21	16	11	3	8	78	85.0
at Stanford	11/17/	70-76	Lot	21-64	.32	5-18	.27	23-29	.79	14	26	40	36.7	25	10	14	0	6	70	80.0
EASTERN WASH.	11/22/	84-44	W	31-60	.51	7-16	.43	15-19	.78	11	29	40	37.5	15	18	10	2	12	84	81.0
vs Dayton	11/29/	76-65	W	25-53	.47	8-20	.40	18-21	.85	6	27	33	36.6	18	19	18	5	4	76	80.0
vs Middle Tennessee	11/30/	62-50	W	25-48	.52	5-9	.55	7-15	.46	7	30	37	36.7	19	17	19	4	9	62	77.0
vs Purdue	12/1/1	63-50	W	23-60	.38	1-12	.08	16-21	.76	9	19	28	35.4	22	11	8	2	9	63	75.0
at Montana St.	12/05/	70-55	W	25-49	.51	9-17	.52	11-16	.68	6	27	33	35.1	15	17	21	2	8	70	74.4
at Washington St.	12/08/	76-53	W	29-59	.49	8-16	.50	10-12	.83	7	32	39	35.6	13	18	11	4	8	76	74.6
TEXAS SOUTHERN	12/14/	80-45	W	33-64	.51	6-14	.42	8-12	.66	14	29	43	36.3	11	25	14	4	10	80	75.1
at Wyoming	12/17/	65-54	W	23-54	.42	3-10	.30	16-16	1.00	8	27	35	36.2	17	14	12	3	9	65	74.2
MISSOURI ST.	12/20/	64-52	W	27-60	.45	3-7	.42	7-10	.70	11	28	39	36.4	13	10	18	2	9	64	73.3
PORTLAND	12/29/	62-57	W	21-49	.42	6-12	.50	14-16	.87	10	26	36	36.4	15	15	21	8	8	62	72.5
Gonzaga		942		343-728	.471	78-190	.411	178-232	.767	122	351	473	36.4	221	212	193	44	111	942	72.5
Opponents		704		258-738	.350	59-238	.248	129-199	.648	136	271	407	31.3	225	118	229	30	93	704	54.2

Games played: 13  
Points/game: 72.5  
FG Pct: 47.1  
3FG Pct: 41.1  
FT Pct: 76.7

Rebounds/game: 36.4  
Assists/game: 16.3  
Turnovers/game: 14.8  
Assist/turnover ratio: 1.1  
Steals/game: 8.5  
Blocks/game: 3.4

**2019-20 Gonzaga Women's Basketball**  
**Gonzaga Points-Rebounds-Assists (as of Dec 31, 2019)**  
**All games**

Opponent	Date	Score		01	03	04	05	10	11	14
				VIRJOGHE,	WIRTH,JEN	WIRTH,LEE	FORSYTH,L	BARFIELD,	TRUONG,KA	TRUONG,KA
CSU BAKERSFIELD	11/10/19	92-48	w	6-6-2	17-6-2	14-2-1	4-3-0	0-0-0	18-4-2	0-0-2
UT MARTIN	11/14/19	78-55	w	2-1-0	17-4-2	9-4-1	3-3-0	0-0-0	2-3-1	8-2-2
at Stanford	11/17/19	70-76	L	2-0-0	3-5-2	2-3-0	2-1-0	DNP	12-4-1	2-0-0
EASTERN WASH.	11/22/19	84-44	w	2-5-1	7-5-1	8-1-0	4-3-2	0-1-0	12-1-3	9-2-1
vs Dayton	11/29/19	76-65	w	0-0-0	19-6-1	8-11-3	3-2-0	DNP	3-0-6	0-0-2
vs Middle Tennessee	11/30/19	62-50	w	0-1-0	18-7-2	7-7-2	6-0-0	0-1-0	1-2-3	1-1-2
vs Purdue	12/1/19	63-50	w	0-0-0	4-3-1	12-6-0	0-0-0	DNP	2-1-0	0-0-2
at Montana St.	12/05/19	70-55	w	0-1-2	2-4-1	9-3-0	10-5-0	0-0-0	3-2-4	3-0-2
at Washington St.	12/08/19	76-53	w	2-1-0	13-5-2	16-10-0	0-2-1	2-0-0	6-0-2	4-1-3
TEXAS SOUTHERN	12/14/19	80-45	w	8-2-1	14-6-1	14-8-1	2-0-3	0-3-0	5-2-7	4-2-0
at Wyoming	12/17/19	65-54	w	0-4-0	8-2-1	18-9-0	0-0-0	DNP	2-4-4	0-3-2
MISSOURI ST.	12/20/19	64-52	w	0-1-0	14-7-1	6-2-1	3-0-0	DNP	4-1-2	4-1-0
PORTLAND	12/29/19	62-57	w	DNP	14-7-2	8-3-0	0-0-0	DNP	1-2-5	0-1-0

Opponent	Date	Score		15	24	32	33
				LOERA,JES	CAMPBELL,	TOWNSEND	KEMPTON,
CSU BAKERSFIELD	11/10/19	92-48	w	7-2-9	13-1-3	9-5-1	4-6-0
UT MARTIN	11/14/19	78-55	w	7-1-3	10-1-3	15-4-2	5-4-2
at Stanford	11/17/19	70-76	L	10-6-4	7-3-2	18-4-1	12-10-0
EASTERN WASH.	11/22/19	84-44	w	9-2-4	13-3-3	9-9-1	11-6-2
vs Dayton	11/29/19	76-65	w	4-1-5	17-6-2	18-3-0	4-4-0
vs Middle Tennessee	11/30/19	62-50	w	5-3-5	10-4-1	4-4-2	10-7-0
vs Purdue	12/1/19	63-50	w	12-1-4	7-4-1	8-7-3	18-6-0
at Montana St.	12/05/19	70-55	w	8-2-5	11-6-1	16-6-0	8-2-2
at Washington St.	12/08/19	76-53	w	10-2-7	9-2-0	14-6-2	0-3-1
TEXAS SOUTHERN	12/14/19	80-45	w	5-2-7	14-4-2	6-4-3	8-4-0
at Wyoming	12/17/19	65-54	w	16-3-5	10-2-2	3-1-0	8-3-0
MISSOURI ST.	12/20/19	64-52	w	6-4-2	11-2-1	8-9-2	8-6-1
PORTLAND	12/29/19	62-57	w	5-1-5	12-4-2	18-8-0	4-9-1

**2019-20 Gonzaga Women's Basketball  
Gonzaga Player High/Low Analysis (as of Dec 31, 2019)  
All games**

**Gonzaga - INDIVIDUAL GAME HIGHS**

Points	19		WIRTH, Jenn vs Dayton (11/29/19)		
	18		TOWNSEND, Jill vs Portland (12/29/19)		
	18		WIRTH, LeeAnne at Wyoming (12/17/19)		
	18		KEMPTON, Melody vs Purdue (12/1/19)		
	18		WIRTH, Jenn vs Middle Tennessee (11/30/19)		
	18		TOWNSEND, Jill vs Dayton (11/29/19)		
	18		TOWNSEND, Jill at Stanford (11/17/19)		
	18		TRUONG, Kayleigh vs CSU Bakersfield (11/10/19)		
	Field Goals Made	9		WIRTH, Jenn vs Middle Tennessee (11/30/19)	
		7		WIRTH, Jenn vs Missouri St. (12/20/19)	
		7		WIRTH, LeeAnne vs Texas Southern (12/14/19)	
		7		WIRTH, LeeAnne at Washington St. (12/08/19)	
		7		TOWNSEND, Jill at Montana St. (12/05/19)	
		7		KEMPTON, Melody vs Purdue (12/1/19)	
		7		WIRTH, Jenn vs Dayton (11/29/19)	
		7		WIRTH, Jenn vs UT Martin (11/14/19)	
		Field Goal Att.	13		WIRTH, Jenn vs Portland (12/29/19)
			13		WIRTH, Jenn vs Middle Tennessee (11/30/19)
FG Pct (min 5 made)	1.000	(5-5)	WIRTH, LeeAnne vs CSU Bakersfield (11/10/19)		
	.857	(6-7)	TOWNSEND, Jill vs Dayton (11/29/19)		
3-Point FG Made	5		CAMPBELL, Katie vs Dayton (11/29/19)		
	4		TOWNSEND, Jill vs Portland (12/29/19)		
	4		CAMPBELL, Katie vs Texas Southern (12/14/19)		
	4		CAMPBELL, Katie vs CSU Bakersfield (11/10/19)		
	4		TRUONG, Kayleigh vs CSU Bakersfield (11/10/19)		
3-Point FG Att.	9		CAMPBELL, Katie vs Dayton (11/29/19)		
	6		TRUONG, Kayleigh vs CSU Bakersfield (11/10/19)		
	6		CAMPBELL, Katie vs CSU Bakersfield (11/10/19)		
3-Pt FG Pct (min 2 made)	1.000	(4-4)	TOWNSEND, Jill vs Portland (12/29/19)		
	1.000	(2-2)	LOERA, Jessie at Washington St. (12/08/19)		
	1.000	(2-2)	FORSYTH, Louise vs Middle Tennessee (11/30/19)		
	1.000	(2-2)	TRUONG, Kaylynne vs UT Martin (11/14/19)		
Free Throws Made	8		LOERA, Jessie at Wyoming (12/17/19)		
	6		WIRTH, LeeAnne at Wyoming (12/17/19)		
Free Throw Att.	8		LOERA, Jessie at Wyoming (12/17/19)		
	7		WIRTH, LeeAnne vs CSU Bakersfield (11/10/19)		
FT Pct (min 3 made)	1.000	(8-8)	LOERA, Jessie at Wyoming (12/17/19)		
	1.000	(6-6)	WIRTH, LeeAnne at Wyoming (12/17/19)		
	1.000	(5-5)	WIRTH, Jenn vs Dayton (11/29/19)		
	1.000	(5-5)	WIRTH, Jenn vs CSU Bakersfield (11/10/19)		
	1.000	(4-4)	WIRTH, LeeAnne vs Portland (12/29/19)		
	1.000	(4-4)	TOWNSEND, Jill vs Purdue (12/1/19)		
	1.000	(4-4)	TOWNSEND, Jill vs Dayton (11/29/19)		
	1.000	(4-4)	WIRTH, LeeAnne vs Dayton (11/29/19)		
	1.000	(4-4)	TOWNSEND, Jill at Stanford (11/17/19)		
	1.000	(4-4)	CAMPBELL, Katie at Stanford (11/17/19)		
Rebounds	11		WIRTH, LeeAnne vs Dayton (11/29/19)		
	10		WIRTH, LeeAnne at Washington St. (12/08/19)		
	10		KEMPTON, Melody at Stanford (11/17/19)		
Assists	9		LOERA, Jessie vs CSU Bakersfield (11/10/19)		
	7		LOERA, Jessie vs Texas Southern (12/14/19)		
	7		TRUONG, Kayleigh vs Texas Southern (12/14/19)		
	7		LOERA, Jessie at Washington St. (12/08/19)		



Steals	5	TOWNSEND, Jill vs Portland (12/29/19)
	5	LOERA, Jessie vs Eastern Wash. (11/22/19)
Blocked Shots	3	WIRTH, Jenn vs Portland (12/29/19)
	2	KEMPTON, Melody vs Missouri St. (12/20/19)
	2	WIRTH, LeeAnne at Wyoming (12/17/19)
	2	KEMPTON, Melody vs Texas Southern (12/14/19)
	2	LOERA, Jessie at Washington St. (12/08/19)
	2	WIRTH, LeeAnne vs Middle Tennessee (11/30/19)
	2	WIRTH, Jenn vs UT Martin (11/14/19)
	2	WIRTH, Jenn vs CSU Bakersfield (11/10/19)
Turnovers	7	WIRTH, Jenn vs Portland (12/29/19)
	5	LOERA, Jessie vs Missouri St. (12/20/19)
	5	LOERA, Jessie vs Texas Southern (12/14/19)
Fouls	5	TOWNSEND, Jill vs Dayton (11/29/19)
	5	TOWNSEND, Jill at Stanford (11/17/19)
	5	WIRTH, LeeAnne at Stanford (11/17/19)
Minutes	37	WIRTH, Jenn vs Portland (12/29/19)
	37	WIRTH, Jenn at Stanford (11/17/19)
	35	CAMPBELL, Katie at Stanford (11/17/19)
	34	TOWNSEND, Jill vs Portland (12/29/19)
	34	CAMPBELL, Katie vs Purdue (12/1/19)

**2019-20 Gonzaga Women's Basketball**  
**Gonzaga Opponent High/Low Analysis (as of Dec 31, 2019)**  
**All games**

**OPPONENT INDIVIDUAL GAME HIGHS**

Points	22		Kiana Williams at Stanford (11/17/19)
	20		Kate Andersen vs Portland (12/29/19)
	20		Anastasia Hayes vs Middle Tennessee (11/30/19)
	20		Lexie Hull at Stanford (11/17/19)
	18		Haylee Andrews vs Portland (12/29/19)
	18		Fallyn Freije at Montana St. (12/05/19)
Field Goals Made	8		Anastasia Hayes vs Middle Tennessee (11/30/19)
	7		Haylee Andrews vs Portland (12/29/19)
	7		Kate Andersen vs Portland (12/29/19)
	7		Destiny Arvinger vs Texas Southern (12/14/19)
	7		Borislava Hristova at Washington St. (12/08/19)
	7		Oliana Squires at Montana St. (12/05/19)
	7		Fallyn Freije at Montana St. (12/05/19)
	7		Scaife,Jayla vs Dayton (11/29/19)
	7		Kiana Williams at Stanford (11/17/19)
	7		Lexie Hull at Stanford (11/17/19)
Field Goal Att.	22		Anastasia Hayes vs Middle Tennessee (11/30/19)
	19		Scaife,Jayla vs Dayton (11/29/19)
FG Pct (min 5 made)	.625	(5-8)	Haley Jones at Stanford (11/17/19)
	.600	(6-10)	Grace Kirscher vs Eastern Wash. (11/22/19)
3-Point FG Made	4		Kate Andersen vs Portland (12/29/19)
	3		Jovana Subasic at Washington St. (12/08/19)
	3		Taylor Sutton vs Middle Tennessee (11/30/19)
	3		Whalen,Erin vs Dayton (11/29/19)
	3		Grace Kirscher vs Eastern Wash. (11/22/19)
3-Point FG Att.	8		Kate Andersen vs Portland (12/29/19)
	8		Jovana Subasic at Washington St. (12/08/19)
	8		Scaife,Jayla vs Dayton (11/29/19)
3-Pt FG Pct (min 2 made)	.750	(3-4)	Grace Kirscher vs Eastern Wash. (11/22/19)
	.667	(2-3)	Alexis Whittington vs Middle Tennessee (11/30/19)
Free Throws Made	10		Damiah Griffin vs UT Martin (11/14/19)
	7		Fowler,Shakeela vs Dayton (11/29/19)
Free Throw Att.	12		Anastasia Hayes vs Middle Tennessee (11/30/19)
	10		Damiah Griffin vs UT Martin (11/14/19)
FT Pct (min 3 made)	1.000	(10-10)	Damiah Griffin vs UT Martin (11/14/19)
	1.000	(6-6)	VITULOVA, Tereza at Wyoming (12/17/19)
	1.000	(4-4)	Haylee Andrews vs Portland (12/29/19)
	1.000	(4-4)	WEIDEMANN, Quinn at Wyoming (12/17/19)
	1.000	(4-4)	Fallyn Freije at Montana St. (12/05/19)
	1.000	(4-4)	Lexie Hull at Stanford (11/17/19)
	1.000	(3-3)	Britnee Gabriel vs Texas Southern (12/14/19)
Rebounds	10		Jasmine Franklin vs Missouri St. (12/20/19)
	10		Ae'Rianna Harris vs Purdue (12/1/19)
Assists	5		Chanelle Molina at Washington St. (12/08/19)
	5		Aislynn Hayes vs Middle Tennessee (11/30/19)
	5		Kiana Williams at Stanford (11/17/19)
Steals	5		Kate Andersen vs Portland (12/29/19)
	3		Alex Fowler vs Portland (12/29/19)
	3		Alexa Willard vs Missouri St. (12/20/19)
	3		Tamaria White vs Texas Southern (12/14/19)
	3		Jekalen Jones vs Texas Southern (12/14/19)
	3		Kiana Williams at Stanford (11/17/19)
Blocked Shots	3		Ae'Rianna Harris vs Purdue (12/1/19)

	2	SANCHEZ RAMOS, Alba at Wyoming (12/17/19)
	2	VAIFANUA, Jaeden at Wyoming (12/17/19)
Turnovers	8	Mya Bhinhar vs Missouri St. (12/20/19)
	6	Kate Andersen vs Portland (12/29/19)
	6	Haylee Andrews vs Portland (12/29/19)
Fouls	5	Alex Fowler vs Portland (12/29/19)
	5	Ae'Rianna Harris vs Purdue (12/1/19)
	5	Charity Savage vs Middle Tennessee (11/30/19)
	5	Courtney Whitson vs Middle Tennessee (11/30/19)
	5	Lacie Hull at Stanford (11/17/19)
	5	Maddie Waldrop vs UT Martin (11/14/19)

**2019-20 Gonzaga Women's Basketball  
Gonzaga Team High/Low Analysis (as of Dec 31, 2019)  
All games**

**Gonzaga - TEAM GAME HIGHS**

POINTS	92	CSU BAKERSFIELD (11/10/19)
	84	EASTERN WASH. (11/22/19)
	80	TEXAS SOUTHERN (12/14/19)
	78	UT MARTIN (11/14/19)
	76	at Washington St. (12/08/19)
	76	vs Dayton (11/29/19)
FIELD GOALS MADE	33	TEXAS SOUTHERN (12/14/19)
	33	CSU BAKERSFIELD (11/10/19)
FIELD GOAL ATTEMPTS	64	TEXAS SOUTHERN (12/14/19)
	64	at Stanford (11/17/19)
FIELD GOAL PERCENTAGE	.559 (33-59)	CSU BAKERSFIELD (11/10/19)
	.551 (27-49)	UT MARTIN (11/14/19)
3 PT FIELD GOALS MADE	10	CSU BAKERSFIELD (11/10/19)
	9	at Montana St. (12/05/19)
3 PT FG ATTEMPTS	22	CSU BAKERSFIELD (11/10/19)
	20	vs Dayton (11/29/19)
3 PT FG PERCENTAGE	.556 (5-9)	vs Middle Tennessee (11/30/19)
	.529 (9-17)	at Montana St. (12/05/19)
FREE THROWS MADE	23	at Stanford (11/17/19)
	18	vs Dayton (11/29/19)
FREE THROW ATTEMPTS	29	at Stanford (11/17/19)
	25	UT MARTIN (11/14/19)
FREE THROW PERCENTAGE	1.000 (16-16)	at Wyoming (12/17/19)
	.875 (14-16)	PORTLAND (12/29/19)
REBOUNDS	43	TEXAS SOUTHERN (12/14/19)
	40	EASTERN WASH. (11/22/19)
	40	at Stanford (11/17/19)
ASSISTS	25	TEXAS SOUTHERN (12/14/19)
	22	CSU BAKERSFIELD (11/10/19)
STEALS	12	EASTERN WASH. (11/22/19)
	11	CSU BAKERSFIELD (11/10/19)
BLOCKED SHOTS	8	PORTLAND (12/29/19)
	5	vs Dayton (11/29/19)
	5	CSU BAKERSFIELD (11/10/19)
TURNOVERS	21	PORTLAND (12/29/19)
	21	at Montana St. (12/05/19)
FOULS	25	at Stanford (11/17/19)
	22	vs Purdue (12/1/19)

**2019-20 Gonzaga Women's Basketball  
Gonzaga High/Low Analysis (as of Dec 31, 2019)  
All games**

**Opponent - GAME HIGHS**

POINTS	76	at Stanford (11/17/19)
	65	vs Dayton (11/29/19)
	57	PORTLAND (12/29/19)
	55	at Montana St. (12/05/19)
	55	UT MARTIN (11/14/19)
FIELD GOALS MADE	27	at Stanford (11/17/19)
	23	vs Dayton (11/29/19)
FIELD GOAL ATTEMPTS	65	at Washington St. (12/08/19)
	65	vs Dayton (11/29/19)
FIELD GOAL PERCENTAGE	.443 (27-61)	at Stanford (11/17/19)
	.379 (22-58)	PORTLAND (12/29/19)
3 PT FIELD GOALS MADE	9	vs Dayton (11/29/19)
	6	at Wyoming (12/17/19)
	6	vs Middle Tennessee (11/30/19)
	6	CSU BAKERSFIELD (11/10/19)
3 PT FG ATTEMPTS	27	vs Dayton (11/29/19)
	23	EASTERN WASH. (11/22/19)
	23	CSU BAKERSFIELD (11/10/19)
3 PT FG PERCENTAGE	.357 (5-14)	UT MARTIN (11/14/19)
	.333 (9-27)	vs Dayton (11/29/19)
	.333 (6-18)	vs Middle Tennessee (11/30/19)
FREE THROWS MADE	20	UT MARTIN (11/14/19)
	17	at Stanford (11/17/19)
FREE THROW ATTEMPTS	29	at Stanford (11/17/19)
	28	UT MARTIN (11/14/19)
FREE THROW PERCENTAGE	.929 (13-14)	at Montana St. (12/05/19)
	.875 (14-16)	at Wyoming (12/17/19)
REBOUNDS	39	MISSOURI ST. (12/20/19)
	39	at Washington St. (12/08/19)
	39	at Stanford (11/17/19)
ASSISTS	13	PORTLAND (12/29/19)
	12	at Stanford (11/17/19)
STEALS	11	PORTLAND (12/29/19)
	11	TEXAS SOUTHERN (12/14/19)
BLOCKED SHOTS	7	at Stanford (11/17/19)
	5	at Wyoming (12/17/19)
TURNOVERS	22	CSU BAKERSFIELD (11/10/19)
	21	TEXAS SOUTHERN (12/14/19)
	21	vs Purdue (12/1/19)
FOULS	26	at Stanford (11/17/19)
	23	vs Middle Tennessee (11/30/19)
	23	vs Dayton (11/29/19)

**2019-20 Gonzaga Women's Basketball  
Gonzaga Category Leaders (as of Dec 31, 2019)  
All games**

<b>Points</b>	<b>G</b>	<b>Pts</b>	<b>Pts/G</b>	<b>Scoring Average</b>	<b>G</b>	<b>Pts</b>	<b>Avg/G</b>
WIRTH, Jenn	13	150	11.5	WIRTH, Jenn	13	150	11.5
TOWNSEND, Jill	13	146	11.2	TOWNSEND, Jill	13	146	11.2
CAMPBELL, Katie	13	144	11.1	CAMPBELL, Katie	13	144	11.1
WIRTH, LeeAnne	13	131	10.1	WIRTH, LeeAnne	13	131	10.1
LOERA, Jessie	13	104	8.0	LOERA, Jessie	13	104	8.0
KEMPTON, Melody	13	100	7.7	KEMPTON, Melody	13	100	7.7
TRUONG, Kayleigh	13	71	5.5	TRUONG, Kayleigh	13	71	5.5
FORSYTH, Louise	13	37	2.8	FORSYTH, Louise	13	37	2.8
TRUONG, Kaylynne	13	35	2.7	TRUONG, Kaylynne	13	35	2.7
VIRJOGHE, Anamaria	12	22	1.8	VIRJOGHE, Anamaria	12	22	1.8
BARFIELD, Gillian	7	2	0.3	BARFIELD, Gillian	7	2	0.3

<b>FG Percentage</b>	<b>FG</b>	<b>Att</b>	<b>Pct</b>	<b>Field Goal Attempts</b>	<b>G</b>	<b>Att</b>	<b>Att/G</b>
KEMPTON, Melody	41	76	.539	WIRTH, Jenn	13	127	9.8
TOWNSEND, Jill	52	98	.531	TOWNSEND, Jill	13	98	7.5
WIRTH, LeeAnne	48	91	.527	WIRTH, LeeAnne	13	91	7.0
CAMPBELL, Katie	47	90	.522	CAMPBELL, Katie	13	90	6.9
WIRTH, Jenn	61	127	.480	LOERA, Jessie	13	83	6.4
LOERA, Jessie	38	83	.458				
TRUONG, Kaylynne	12	27	.444				
FORSYTH, Louise	13	36	.361				
VIRJOGHE, Anamaria	8	23	.348				
TRUONG, Kayleigh	22	73	.301				
BARFIELD, Gillian	1	4	.250				

<b>Field Goals Made</b>	<b>G</b>	<b>Made</b>	<b>Made/G</b>
WIRTH, Jenn	13	61	4.7
TOWNSEND, Jill	13	52	4.0
WIRTH, LeeAnne	13	48	3.7
CAMPBELL, Katie	13	47	3.6
KEMPTON, Melody	13	41	3.2

<b>3-Point Percentage</b>	<b>3FG</b>	<b>Att</b>	<b>Pct</b>	<b>3-Point FG Attempts</b>	<b>G</b>	<b>Att</b>	<b>Att/G</b>
CAMPBELL, Katie	29	58	.500	CAMPBELL, Katie	13	58	4.5
TOWNSEND, Jill	15	32	.469	TOWNSEND, Jill	13	32	2.5
TRUONG, Kaylynne	4	9	.444	TRUONG, Kayleigh	13	32	2.5
WIRTH, Jenn	2	5	.400	LOERA, Jessie	13	29	2.2
FORSYTH, Louise	8	23	.348	FORSYTH, Louise	13	23	1.8
LOERA, Jessie	10	29	.345				
TRUONG, Kayleigh	10	32	.313				
WIRTH, LeeAnne	0	1	.000				
BARFIELD, Gillian	0	1	.000				

<b>3-Point FG Made</b>	<b>G</b>	<b>Made</b>	<b>Made/G</b>
CAMPBELL, Katie	13	29	2.2
TOWNSEND, Jill	13	15	1.2
TRUONG, Kayleigh	13	10	0.8
LOERA, Jessie	13	10	0.8
FORSYTH, Louise	13	8	0.6

<b>Free Throw Percent</b>	<b>FG</b>	<b>Att</b>	<b>Pct</b>	<b>Free Throw Attempts</b>	<b>G</b>	<b>Att</b>	<b>Att/G</b>
VIRJOGHE, Anamaria	6	6	1.000	WIRTH, LeeAnne	13	44	3.4
TOWNSEND, Jill	27	29	.931	KEMPTON, Melody	13	31	2.4
LOERA, Jessie	18	20	.900	WIRTH, Jenn	13	30	2.3
WIRTH, Jenn	26	30	.867	TOWNSEND, Jill	13	29	2.2
CAMPBELL, Katie	21	26	.808	CAMPBELL, Katie	13	26	2.0
WIRTH, LeeAnne	35	44	.795				
TRUONG, Kayleigh	17	25	.680				
TRUONG, Kaylynne	7	12	.583				
KEMPTON, Melody	18	31	.581				
FORSYTH, Louise	3	7	.429				
BARFIELD, Gillian	0	2	.000				

<b>Free Throws Made</b>	<b>G</b>	<b>Made</b>	<b>Made/G</b>
WIRTH, LeeAnne	13	35	2.7
TOWNSEND, Jill	13	27	2.1
WIRTH, Jenn	13	26	2.0
CAMPBELL, Katie	13	21	1.6
KEMPTON, Melody	13	18	1.4
LOERA, Jessie	13	18	1.4

**2019-20 Gonzaga Women's Basketball  
Gonzaga Category Leaders (as of Dec 31, 2019)  
All games**

<b>Rebounds</b>	<b>G</b>	<b>Reb</b>	<b>Reb/G</b>
KEMPTON, Melody	13	70	5.4
TOWNSEND, Jill	13	70	5.4
WIRTH, LeeAnne	13	69	5.3
WIRTH, Jenn	13	67	5.2
CAMPBELL, Katie	13	42	3.2

<b>Rebound Average</b>	<b>G</b>	<b>Reb</b>	<b>Avg/G</b>
TOWNSEND, Jill	13	70	5.4
KEMPTON, Melody	13	70	5.4
WIRTH, LeeAnne	13	69	5.3
WIRTH, Jenn	13	67	5.2
CAMPBELL, Katie	13	42	3.2

<b>Offensive Rebounds</b>	<b>G</b>	<b>No.</b>	<b>Avg/G</b>
KEMPTON, Melody	13	28	2.2
WIRTH, Jenn	13	19	1.5
TOWNSEND, Jill	13	15	1.2
WIRTH, LeeAnne	13	13	1.0
VIRJOGHE, Anamaria	12	7	0.6
CAMPBELL, Katie	13	7	0.5

<b>Defensive Rebounds</b>	<b>G</b>	<b>No.</b>	<b>Avg/G</b>
WIRTH, LeeAnne	13	56	4.3
TOWNSEND, Jill	13	55	4.2
WIRTH, Jenn	13	48	3.7
KEMPTON, Melody	13	42	3.2
CAMPBELL, Katie	13	35	2.7

<b>Fouls</b>	<b>G</b>	<b>No.</b>	<b>Per/G</b>
WIRTH, LeeAnne	13	32	2.5
KEMPTON, Melody	13	32	2.5
TOWNSEND, Jill	13	31	2.4
WIRTH, Jenn	13	28	2.2
LOERA, Jessie	13	21	1.6

<b>Foulsouts</b>	<b>G</b>	<b>No.</b>
TOWNSEND, Jill	13	1
WIRTH, LeeAnne	13	1

<b>Assists</b>	<b>G</b>	<b>No.</b>	<b>Ast/G</b>
LOERA, Jessie	13	65	5.0
TRUONG, Kayleigh	13	40	3.1
CAMPBELL, Katie	13	23	1.8
WIRTH, Jenn	13	19	1.5
TRUONG, Kaylynne	13	18	1.4

<b>Steals</b>	<b>G</b>	<b>No.</b>	<b>Stl/G</b>
LOERA, Jessie	13	25	1.9
CAMPBELL, Katie	13	19	1.5
TOWNSEND, Jill	13	15	1.2
WIRTH, LeeAnne	13	14	1.1
TRUONG, Kayleigh	13	13	1.0

<b>Blocked Shots</b>	<b>G</b>	<b>No.</b>	<b>Blk/G</b>
WIRTH, Jenn	13	11	0.8
WIRTH, LeeAnne	13	9	0.7
KEMPTON, Melody	13	8	0.6
VIRJOGHE, Anamaria	12	5	0.4
LOERA, Jessie	13	3	0.2
CAMPBELL, Katie	13	3	0.2

<b>Minutes</b>	<b>G</b>	<b>No.</b>	<b>Min/G</b>
CAMPBELL, Katie	13	359	27.6
WIRTH, Jenn	13	358	27.5
TOWNSEND, Jill	13	331	25.5
LOERA, Jessie	13	328	25.2
WIRTH, LeeAnne	13	310	23.8

<b>Turnovers</b>	<b>G</b>	<b>No.</b>	<b>TO/G</b>
LOERA, Jessie	13	34	2.6
WIRTH, Jenn	13	29	2.2
TRUONG, Kayleigh	13	24	1.8
KEMPTON, Melody	13	23	1.8
TOWNSEND, Jill	13	19	1.5
WIRTH, LeeAnne	13	19	1.5

**2019-20 Gonzaga Women's Basketball  
Gonzaga Season/Career Statistics (as of Dec 31, 2019)  
All games**

## SEASON STATISTICS

## CAREER STATISTICS

SUMMARY	gp-gs	min/g	fg%	3fg%	ft%	r/g	a/g	stl	blk	pts/g	gp-gs	min/g	fg%	3fg%	ft%	r/g	a/g	stl	blk	pts/g
WIRTH, Jenn	13-13	27.5	.480	.400	.867	5.2	1.5	3	11	11.5	72-15	20.8	.508	.250	.720	4.4	0.9	31	45	7.3
TOWNSEND, Jill	13-13	25.5	.531	.469	.931	5.4	1.3	15	2	11.2	76-13	18.8	.498	.368	.781	4.0	1.0	60	11	7.5
CAMPBELL, Katie	13-13	27.6	.522	.500	.808	3.2	1.8	19	3	11.1	75-39	17.6	.429	.419	.848	2.2	1.0	77	8	6.3
WIRTH, LeeAnne	13-13	23.8	.527	.000	.795	5.3	0.7	14	9	10.1	77-47	18.8	.449	.333	.664	3.7	0.5	56	34	6.0
LOERA, Jessie	13-13	25.2	.458	.345	.900	2.3	5.0	25	3	8.0	107-32	20.6	.389	.309	.721	1.8	3.3	137	14	5.2
KEMPTON, Melody	13-0	20.5	.539	.000	.581	5.4	0.7	8	8	7.7	47-0	15.6	.513	.000	.634	3.8	0.5	28	28	5.2
TRUONG, Kayleigh	13-0	20.5	.301	.313	.680	2.0	3.1	13	1	5.5	13-0	20.5	.301	.313	.680	2.0	3.1	13	1	5.5
FORSYTH, Louise	13-0	10.8	.361	.348	.429	1.5	0.5	6	2	2.8	53-0	6.9	.383	.397	.714	0.8	0.2	14	2	2.0
TRUONG, Kaylynne	13-0	11.6	.444	.444	.583	1.0	1.4	7	0	2.7	13-0	11.6	.444	.444	.583	1.0	1.4	7	0	2.7
VIRJOGHE, Anama	12-0	8.1	.348	.000	1.000	1.8	0.5	1	5	1.8	12-0	8.1	.348	.000	1.000	1.8	0.5	1	5	1.8
BARFIELD, Gillian	7-0	2.6	.250	.000	.000	0.7	0.0	0	0	0.3	32-0	1.7	.167	.000	.000	0.3	0.1	0	0	0.1
SCORING	fg-fga	fg%	3fg-fga	3fg%	ft-fa	ft%	pts	pts/g	fg-fga	fg%	3fg-fga	3fg%	ft-fa	ft%	pts	pts/g				
WIRTH, Jenn	61-127	.480	2-5	.400	26-30	.867	150	11.5	215-423	.508	2-8	.250	90-125	.720	522	7.3				
TOWNSEND, Jill	52-98	.531	15-32	.469	27-29	.931	146	11.2	207-416	.498	43-117	.368	114-146	.781	571	7.5				
CAMPBELL, Katie	47-90	.522	29-58	.500	21-26	.808	144	11.1	150-350	.429	104-248	.419	67-79	.848	471	6.3				
WIRTH, LeeAnne	48-91	.527	0-1	.000	35-44	.795	131	10.1	185-412	.449	3-9	.333	87-131	.664	460	6.0				
LOERA, Jessie	38-83	.458	10-29	.345	18-20	.900	104	8.0	204-525	.389	77-249	.309	75-104	.721	560	5.2				
KEMPTON, Melody	41-76	.539	0-0	.000	18-31	.581	100	7.7	100-195	.513	0-0	.000	45-71	.634	245	5.2				
TRUONG, Kayleigh	22-73	.301	10-32	.313	17-25	.680	71	5.5	22-73	.301	10-32	.313	17-25	.680	71	5.5				
FORSYTH, Louise	13-36	.361	8-23	.348	3-7	.429	37	2.8	36-94	.383	25-63	.397	10-14	.714	107	2.0				
TRUONG, Kaylynne	12-27	.444	4-9	.444	7-12	.583	35	2.7	12-27	.444	4-9	.444	7-12	.583	35	2.7				
VIRJOGHE, Anama	8-23	.348	0-0	.000	6-6	1.000	22	1.8	8-23	.348	0-0	.000	6-6	1.000	22	1.8				
BARFIELD, Gillian	1-4	.250	0-1	.000	0-2	.000	2	0.3	2-12	.167	0-1	.000	0-2	.000	4	0.1				
TOTALS	o-reb	d-reb	t-reb	pf	fo	ast	to	a/to	o-reb	d-reb	t-reb	pf	fo	ast	to	a/to				
WIRTH, Jenn	19	48	67	28	0	19	29	0.7	109	208	317	130	2	66	93	0.7				
TOWNSEND, Jill	15	55	70	31	1	17	19	0.9	120	187	307	145	2	76	77	1.0				
CAMPBELL, Katie	7	35	42	19	0	23	10	2.3	25	142	167	103	0	72	49	1.5				
WIRTH, LeeAnne	13	56	69	32	1	9	19	0.5	104	181	285	118	2	37	79	0.5				
LOERA, Jessie	3	27	30	21	0	65	34	1.9	31	157	188	138	0	356	189	1.9				
KEMPTON, Melody	28	42	70	32	0	9	23	0.4	84	95	179	89	1	23	53	0.4				
TRUONG, Kayleigh	5	21	26	18	0	40	24	1.7	5	21	26	18	0	40	24	1.7				
FORSYTH, Louise	3	16	19	11	0	6	6	1.0	8	33	41	35	1	9	16	0.6				
TRUONG, Kaylynne	3	10	13	10	0	18	14	1.3	3	10	13	10	0	18	14	1.3				
VIRJOGHE, Anama	7	15	22	18	0	6	10	0.6	7	15	22	18	0	6	10	0.6				
BARFIELD, Gillian	0	5	5	1	0	0	1	0.0	1	8	9	7	0	3	5	0.6				



BOX SCORES



Official Basketball Box Score -- Game Totals -- Final Statistics  
**CSU Bakersfield vs Gonzaga**  
 11/10/19 2:00 pm at



Official Basketball Box Score - Final  
**UT Martin at Gonzaga**  
 11/14/19 McCarthey Athletic Center, Spokane, Wash.  
 2019-20 Women's Basketball

Game Time: 7:30 PM  
 Game Duration: 1:49  
 Attendance: 5,225

**CSU Bakersfield 48 • 1-2,0-0 WAC**

#	Player	Total			Rebounds			PF	TP	A	TO	Blk	Stl	Min
		FG-FGA	3P-FGA	FT-FTA	Off	Def	Tot							
10	Jayden Eggleston	2-6	0-1	0-0	1	1	2	4	4	0	1	0	0	11
02	Makenzie Bond	3-7	0-2	0-0	2	0	2	2	6	0	1	0	0	24
05	Dalis Jones	2-2	1-1	0-0	0	1	1	2	5	2	3	0	2	17
04	Jasmin Dixon	2-5	2-4	1-2	0	1	1	0	7	0	4	0	1	29
22	Andie Easley	2-6	1-4	0-0	0	2	2	0	5	3	3	0	1	25
01	Daije Harris	0-1	0-0	0-0	0	0	0	0	0	2	0	0	0	3
03	Ashley Austin	1-6	0-2	1-2	1	1	2	0	3	1	2	0	0	20
11	Lexus Green	4-12	1-4	0-0	0	1	1	0	9	0	0	0	0	13
16	I'Yanna Lope	0-4	0-3	0-0	0	1	1	4	0	1	2	0	1	9
21	T'Yonna Singleton	0-2	0-0	0-0	0	0	0	0	1	0	1	0	1	5
23	Miracle Saxton	1-3	1-2	0-0	1	3	4	4	3	0	1	0	0	17
30	Kate Tokuhara	0-1	0-0	0-0	0	0	0	0	0	1	0	0	1	8
54	Vanessa Austin	2-2	0-0	2-4	3	1	4	1	6	0	2	0	0	19
Team					4	3	7							
<b>Totals</b>		<b>19-57</b>	<b>6-23</b>	<b>4-8</b>	<b>12</b>	<b>15</b>	<b>27</b>	<b>18</b>	<b>48</b>	<b>8</b>	<b>22</b>	<b>0</b>	<b>7</b>	<b>200</b>

1st - FG %: 4-15 26.7% 2nd: 5-11 45.5% 3rd: 5-13 38.5% 4th: 5-18 27.8% Game: 19-57 33.3% Deadball Rebounds 5  
 3FG %: 1-6 16.7% 1-4 25.0% 2-6 33.3% 2-7 28.6% 6-23 26.1%  
 FT %: 1-2 50.0% 0-0 0.0% 3-6 50.0% 0-0 0.0% 4-8 50.0%

**Gonzaga 92 • 1-0,0-0 WCC**

#	Player	Total			Rebounds			PF	TP	A	TO	Blk	Stl	Min
		FG-FGA	3P-FGA	FT-FTA	Off	Def	Tot							
03	WIRTH, Jenn	6-9	0-1	5-5	2	4	6	2	17	2	2	0	0	25
04	WIRTH, LeeAnne	5-5	0-0	4-7	1	1	2	1	14	1	3	1	4	22
15	LOERA, Jessie	3-8	1-3	0-0	0	1	1	2	7	9	3	1	1	25
24	CAMPBELL, Katie	4-6	4-6	1-2	0	1	1	2	13	3	0	0	2	18
32	TOWNSEND, Jill	3-7	1-4	2-2	1	4	5	3	9	1	2	0	1	25
01	VIROGHE, A.	2-8	0-0	2-2	3	3	6	2	6	2	1	1	0	18
05	FORSYTH, Louise	2-4	0-2	0-0	1	2	3	0	4	0	0	0	0	15
10	BARFIELD, G.	0-0	0-0	0-0	0	0	0	0	0	0	0	0	0	3
11	TRUONG, Kayleigh	6-9	4-6	2-2	1	3	4	2	18	2	2	0	2	23
14	TRUONG, Kaylynnne	0-0	0-0	0-0	0	0	0	0	0	2	2	0	0	14
33	KEMPTON, Melody	2-3	0-0	0-0	1	5	6	4	4	0	1	0	1	12
Team					2	1	3							
<b>Totals</b>		<b>33-59</b>	<b>10-22</b>	<b>16-20</b>	<b>13</b>	<b>25</b>	<b>38</b>	<b>17</b>	<b>92</b>	<b>22</b>	<b>16</b>	<b>5</b>	<b>11</b>	<b>200</b>

1st - FG %: 5-12 41.7% 2nd: 10-18 55.6% 3rd: 10-17 58.8% 4th: 8-12 66.7% Game: 33-59 55.9% Deadball Rebounds 2  
 3FG %: 0-4 0.0% 4-7 57.1% 3-7 42.9% 3-4 75.0% 10-22 45.5%  
 FT %: 6-6 100.0% 4-4 100.0% 3-4 75.0% 3-6 50.0% 16-20 80.0%

Officials: Paul Patterson, Darren Krzesnik, Anita Ortega  
 Technical fouls: CSU Bakersfield-None, Gonzaga-None.  
 Attendance: 5349  
 2019-20 Women's Basketball. Round: 0. CSU Bakersfield vs Gonzaga. Played at Mc

Score by periods	1st	2nd	3rd	4th	Total
CSU Bakersfield	10	11	15	12	48
Gonzaga	16	28	26	22	92

Official Basketball Box Score -- Game Totals -- Final Statistics  
**Gonzaga vs Stanford**  
 11/17/19 5:00 pm at

**Gonzaga 70 • 2-1,0-0 WCC**

#	Player	Total			Rebounds			PF	TP	A	TO	Blk	Stl	Min
		FG-FGA	3P-FGA	FT-FTA	Off	Def	Tot							
03	WIRTH, Jenn	0-11	0-2	3-4	3	2	5	4	3	2	2	0	0	37
04	WIRTH, LeeAnne	1-5	0-0	0-0	0	3	3	5	2	0	2	0	0	16
15	LOERA, Jessie	2-8	1-5	5-6	0	6	6	4	10	4	3	0	1	31
24	CAMPBELL, Katie	1-5	1-3	4-4	0	3	3	3	7	2	1	0	1	35
32	TOWNSEND, Jill	6-10	2-5	4-4	1	3	4	5	18	1	0	0	0	30
01	VIROGHE, A.	1-1	0-0	0-0	0	0	0	1	2	0	0	0	0	3
05	FORSYTH, Louise	1-2	0-0	0-0	1	1	1	0	2	0	0	0	0	4
11	TRUONG, Kayleigh	3-11	1-3	5-6	1	3	4	1	12	1	2	0	1	24
14	TRUONG, Kaylynnne	1-2	0-0	0-0	0	0	0	1	2	0	0	0	1	12
33	KEMPTON, Melody	5-9	0-0	2-5	6	4	10	1	12	0	3	0	2	33
Team					3	1	4							
<b>Totals</b>		<b>21-64</b>	<b>5-18</b>	<b>23-29</b>	<b>14</b>	<b>26</b>	<b>40</b>	<b>25</b>	<b>70</b>	<b>10</b>	<b>14</b>	<b>0</b>	<b>6</b>	<b>225</b>

1st - FG %: 6-16 37.5% 2nd: 4-16 25.0% 3rd: 4-13 30.8% 4th: 5-10 50.0% Game: 21-64 32.8% Deadball Rebounds 7  
 3FG %: 2-4 50.0% 1-3 33.3% 1-3 33.3% 5-18 27.8%  
 FT %: 3-4 75.0% 5-6 83.3% 3-4 75.0% 8-10 80.0% 23-29 79.3%

**Stanford 76 • 4-0,0-0 Pac-12**

#	Player	Total			Rebounds			PF	TP	A	TO	Blk	Stl	Min
		FG-FGA	3P-FGA	FT-FTA	Off	Def	Tot							
04	Nadia Fingall	1-2	0-0	0-0	0	1	1	2	2	2	0	1	0	7
10	Alyssa Jerome	1-3	0-2	0-0	0	1	1	1	2	1	2	1	0	16
12	Lexie Hull	7-15	2-6	4-4	2	6	8	3	20	2	1	0	1	41
21	Dijonai Carrington	0-3	0-0	0-2	1	2	3	2	0	0	2	1	0	11
23	Kiana Williams	7-17	2-7	6-8	0	3	3	22	5	2	0	0	3	43
03	Anna Wilson	0-1	0-1	3-4	0	2	2	3	3	0	1	0	0	9
05	Francesca Belibi	1-1	0-0	1-4	1	0	1	1	3	1	1	1	2	18
11	Ashten Prechtel	3-6	0-2	2-2	0	5	5	1	8	0	0	1	1	22
24	Lacie Hull	1-4	1-4	0-0	1	1	2	3	3	1	2	0	2	26
30	Haley Jones	5-8	0-0	1-3	1	2	3	11	2	1	1	0	0	24
33	Hannah Jump	1-1	0-0	0-0	0	0	0	1	2	0	0	0	0	4
54	Jenna Brown	0-0	0-0	0-2	0	1	1	0	0	1	1	0	0	4
Team					4	4	8							
<b>Totals</b>		<b>27-61</b>	<b>5-22</b>	<b>17-29</b>	<b>11</b>	<b>28</b>	<b>39</b>	<b>26</b>	<b>76</b>	<b>12</b>	<b>15</b>	<b>7</b>	<b>9</b>	<b>225</b>

1st - FG %: 7-16 43.8% 2nd: 4-13 30.8% 3rd: 7-14 50.0% 4th: 6-13 46.2% Game: 27-61 44.3% Deadball Rebounds 8  
 3FG %: 2-9 22.2% 0-5 0.0% 1-3 33.3% 4-6 66.7% 5-22 22.7%  
 FT %: 0-0 0.0% 4-6 66.7% 3-5 60.0% 17-29 58.6%

Officials: Cathi Cornell, Kyle Bacon, Melissa Barlow  
 Technical fouls: Gonzaga-WIRTH, LeeAnne, Stanford-Haley Jones.  
 Attendance: 2863  
 2019-20 Women's Basketball. Round: 0. Gonzaga vs Stanford. Played at Maples Pa

Score by periods	1st	2nd	3rd	4th	OT	Total
Gonzaga	17	14	12	19	8	70
Stanford	16	12	17	14	7	76



Official Basketball Box Score - Final  
**Eastern Wash. at Gonzaga**  
 11/22/19 McCarthey Athletic Center, Spokane, Wash.  
 2019-20 Women's Basketball

Game Time: 6:00 PM  
 Game Duration: 1:42  
 Attendance: 6,000

**Eastern Wash. - 44**

NO. Name	Min	FG			FT	Rebounds		Fouls	TP	AS	TO	ST	Blocks		+/-
		M-A	3P-M-A	M-A		OR	DR						BS	BA	
21 Mily Knowles	09:13	0-0	0-0	0-0	1	1	2	3	0	0	2	0	0	0	-11
14 Bella Cravens	07:47	2-4	0-0	0-2	2	4	6	3	4	4	0	2	1	0	-19
4 Jessica McDowell-White	09:14	1-10	1-6	0-0	0	3	3	1	3	4	4	2	0	0	-29
22 Brittany Klemm	03:09	2-9	1-4	0-0	0	3	3	0	2	5	1	4	1	1	-36
33 Grace Kirscher	03:24	6-10	3-4	0-0	2	2	4	0	15	1	2	1	0	0	-33
44 Leya DePriest	15:54	2-5	0-0	5-6	2	2	4	1	4	7	0	0	0	0	-15
12 Kennedy Dickie	23:40	2-8	0-4	0-1	1	1	2	1	2	4	3	0	1	0	-22
1 Alexys Newman	13:05	0-6	0-2	0-0	1	2	3	1	0	0	0	0	0	0	-16
5 Jenna Dick	21:35	2-5	0-3	0-0	1	1	1	0	1	4	0	5	2	0	-19
52 Callyn Francis	05:07	1-1	0-0	0-0	0	0	0	0	0	2	0	0	0	0	0
00 Tatiana Reese	01:26	0-0	0-0	0-0	0	0	0	0	1	0	1	0	0	0	0
23 Trinity Golder	01:26	0-0	0-0	0-0	0	0	0	0	0	0	0	0	0	0	0
Team					3	1	4								
<b>Totals</b>		<b>18-56</b>	<b>5-23</b>	<b>3-9</b>	<b>10</b>	<b>20</b>	<b>30</b>	<b>14</b>	<b>15</b>						

# BOX SCORES

## Official Basketball Box Score -- Game Totals -- Final Statistics

Dayton vs Gonzaga  
11/29/19 1:30 pm at Estero, Fla. (Hertz Arena)

Dayton 65 • 3-4

#	Player	Total			3-Ptr			Rebounds			PF	TP	A	TO	Blk	Stl	Min
		FG-FGA	FT-FTA	FT%	FG-FGA	FT-FTA	FT%	Off	Def	Total							
05	Whitehead, Kyia	f	1-3	0-1	0-0	1	2	3	4	2	1	0	0	0	0	16	
13	Chandler, Julia	f	2-9	1-2	0-0	2	1	3	3	5	1	2	1	0	0	29	
01	Bradshaw, Aralon	g	1-4	0-2	0-0	0	5	5	1	2	2	3	0	2	18		
04	Fowler, Shakeela	g	4-9	1-2	7-8	0	3	3	3	16	3	1	0	0	26		
02	Scaife, Jayla	g	7-19	1-8	1-2	1	3	4	16	2	2	0	1	33			
43	Ward, Brittany	g	3-5	1-1	1-1	0	2	2	3	8	0	1	0	0	16		
12	Giacone, Jenna	g	2-6	2-5	0-0	1	1	2	2	6	0	0	0	1	25		
14	Skeens, Ella	g	0-2	0-1	0-0	2	0	2	0	0	0	1	0	0	5		
21	Whalen, Erin	g	3-8	3-5	1-2	1	0	1	3	10	0	1	1	20			
22	Wilmoth, Jordan	g	0-0	0-0	0-0	0	0	0	0	0	0	0	0	5			
23	Perez, Mariah	g	0-0	0-0	0-2	1	0	1	0	0	0	0	1	7			
	Team					0	0	0									
	<b>Totals</b>		<b>23-65</b>	<b>9-27</b>	<b>10-15</b>	<b>9</b>	<b>17</b>	<b>26</b>	<b>23</b>	<b>65</b>	<b>8</b>	<b>12</b>	<b>3</b>	<b>4</b>	<b>200</b>		

1st - FG %:	6-19	31.6%	2nd - 5-16	31.3%	3rd - 6-14	42.9%	4th - 6-16	37.5%	Game:	23-65	35.4%	Deadball	
3FG %:	2-9	22.2%	2-5	40.0%	3-6	50.0%	2-7	28.6%		9-27	33.3%	Rebounds	
FT %:	1-1	100.0%	0-0	0.0%	3-6	50.0%	6-8	75.0%		10-15	66.7%		6,6

Gonzaga 76 • 4-1

#	Player	Total			3-Ptr			Rebounds			PF	TP	A	TO	Blk	Stl	Min
		FG-FGA	FT-FTA	FT%	FG-FGA	FT-FTA	FT%	Off	Def	Total							
03	WIRTH, Jenn	f	7-9	0-0	5-5	2	4	6	2	19	1	2	1	0	30		
04	WIRTH, LeeAnne	f	2-6	0-0	4-4	2	9	11	1	8	3	4	1	0	30		
15	LOERA, Jessie	g	1-4	0-1	2-2	0	1	1	3	4	5	2	0	2	25		
24	CAMPBELL, Katie	g	5-12	5-9	2-2	0	6	6	1	17	2	0	0	2	29		
32	TOWNSEND, Jill	g	6-7	2-3	4-4	1	2	3	4	18	0	5	0	0	28		
01	VIJOGHE, A.	g	0-0	0-0	0-0	0	0	0	1	0	0	1	1	0	4		
05	FORSYTH, Louise	g	1-2	1-2	0-0	0	2	2	1	3	0	1	1	0	9		
11	TRUONG, Leigh	g	1-6	0-4	1-1	0	0	0	1	3	6	0	0	0	16		
14	TRUONG, Lynne	g	0-2	0-1	0-0	0	0	0	1	0	2	1	0	0	13		
33	KEMPTON, M.	g	2-5	0-0	0-3	1	3	4	3	4	0	2	1	0	16		
	Team					0	0	0									
	<b>Totals</b>		<b>25-53</b>	<b>8-20</b>	<b>18-21</b>	<b>6</b>	<b>27</b>	<b>33</b>	<b>18</b>	<b>76</b>	<b>19</b>	<b>18</b>	<b>5</b>	<b>4</b>	<b>200</b>		

1st - FG %:	5-12	41.7%	2nd - 2-11	18.2%	3rd - 9-17	52.9%	4th - 9-13	69.2%	Game:	25-53	47.2%	Deadball	
3FG %:	2-6	33.3%	0-5	0.0%	3-6	50.0%	3-3	100.0%		8-20	40.0%	Rebounds	
FT %:	3-4	75.0%	6-8	75.0%	5-5	100.0%	4-4	100.0%		18-21	85.7%		2,5

Officials: Michael McConnell, Angie Enlund, Kristen Bell

Technical fouls: Dayton=None. Gonzaga=None.

Attendance: 411

Score by periods	1st	2nd	3rd	4th	Total
Dayton	15	12	18	20	65
Gonzaga	15	10	26	25	76

Points	In	Off	2nd	Fast	Bench
UD	20	7	8	0	24
GON	28	23	11	8	10

Last FG - UD 4th-00:01, GON 4th-00:36.  
Largest lead - UD by 7 2nd-07:15, GON by 14 4th-04:24.  
UD led for 19:38, GON led for 18:59. Game was tied for 01:23.

Score tied - 4 times.  
Lead changed - 7 times.

## Official Basketball Box Score -- Game Totals -- Final Statistics

Gonzaga vs Middle Tennessee  
11/30/19 5:00 pm at Estero, Fla. (Hertz Arena)

Gonzaga 62 • 5-1

#	Player	Total			3-Ptr			Rebounds			PF	TP	A	TO	Blk	Stl	Min
		FG-FGA	FT-FTA	FT%	FG-FGA	FT-FTA	FT%	Off	Def	Total							
03	WIRTH, Jenn	f	9-13	0-0	0-0	1	6	7	2	18	2	3	0	0	24		
04	WIRTH, LeeAnne	f	3-9	0-1	1-3	1	6	7	2	7	2	0	2	0	28		
15	LOERA, Jessie	g	2-3	1-1	0-0	0	3	3	0	5	3	0	2	25			
24	CAMPBELL, Katie	g	4-7	2-4	0-0	1	3	4	2	10	1	0	1	29			
32	TOWNSEND, Jill	g	1-3	0-0	2-2	2	2	4	2	4	2	0	1	24			
01	VIJOGHE, A.	g	0-0	0-0	0-0	0	1	1	3	0	0	0	0	3			
05	FORSYTH, Louise	g	2-3	2-2	0-0	0	0	0	0	6	0	1	0	2	13		
10	BARFIELD, G.	g	0-0	0-0	0-2	0	1	1	0	0	0	0	0	0	1		
11	TRUONG, Leigh	g	0-4	0-1	1-4	0	2	2	3	1	3	4	0	2	19		
14	TRUONG, Lynne	g	0-1	0-0	1-2	1	0	1	2	1	2	1	0	0	11		
33	KEMPTON, M.	g	4-5	0-0	2-2	1	6	7	3	10	0	4	1	1	23		
	Team					0	0	0									
	<b>Totals</b>		<b>25-48</b>	<b>5-9</b>	<b>7-15</b>	<b>7</b>	<b>30</b>	<b>37</b>	<b>19</b>	<b>62</b>	<b>17</b>	<b>19</b>	<b>4</b>	<b>9</b>	<b>200</b>		

1st - FG %:	6-13	46.2%	2nd - 5-11	45.5%	3rd - 10-14	71.4%	4th - 4-10	40.0%	Game:	25-48	52.1%	Deadball	
3FG %:	2-2	100.0%	1-2	50.0%	1-4	25.0%	0-3	0.0%		5-9	55.6%	Rebounds	
FT %:	0-0	0.0%	0-0	0.0%	1-5	20.0%	1-6	16.7%		7-15	46.7%		4

Middle Tennessee 50 • 5-2

#	Player	Total			3-Ptr			Rebounds			PF	TP	A	TO	Blk	Stl	Min
		FG-FGA	FT-FTA	FT%	FG-FGA	FT-FTA	FT%	Off	Def	Total							
33	Courtney Whitson	f	0-4	0-3	0-0	1	1	2	5	0	0	0	0	0	19		
35	Charity Savage	f	2-5	1-1	0-0	7	2	9	5	5	0	2	0	1	19		
01	Anastasia Hayes	g	8-22	0-2	4-12	2	3	5	3	20	2	4	0	1	40		
02	Taylor Sutton	g	4-14	3-6	0-0	1	3	4	3	11	0	5	0	2	39		
11	Aislyn Hayes	g	0-7	0-3	1-2	0	4	4	1	5	1	0	1	31			
05	Kiya Turner	g	1-1	0-0	1-2	0	2	2	1	3	1	0	0	10			
23	Alexis Whittington	g	3-6	2-3	0-0	1	0	1	2	8	0	3	0	0	32		
45	Shayla Payne	g	1-1	0-0	0-0	0	3	3	0	2	0	0	0	0	10		
	Team					0	0	0									
	<b>Totals</b>		<b>19-60</b>	<b>6-18</b>	<b>6-16</b>	<b>12</b>	<b>18</b>	<b>30</b>	<b>23</b>	<b>50</b>	<b>8</b>	<b>17</b>	<b>0</b>	<b>5</b>	<b>200</b>		

1st - FG %:	4-20	20.0%	2nd - 7-14	50.0%	3rd - 4-12	33.3%	4th - 4-14	28.6%	Game:	19-60	31.7%	Deadball	
3FG %:	2-5	40.0%	3-6	50.0%	1-4	25.0%	0-3	0.0%		6-18	33.3%	Rebounds	
FT %:	0-0	0.0%	0-2	0.0%	1-5	20.0%	5-9	55.6%		6-16	37.5%		9,2

Officials: Michael McConnell, Angie Enlund, Tiara Cruse

Technical fouls: Gonzaga=None. Middle Tennessee=None.

Attendance: 397

Score by periods	1st	2nd	3rd	4th	Total
Gonzaga	14	14	25	9	62
Middle Tennessee	10	17	10	13	50

Points	In	Off	2nd	Fast	Bench
GON	32	16	11	4	18
MT	20	14	2	2	13

Last FG - GON 4th-00:09, MT 4th-00:01.  
Largest lead - GON by 22 4th-07:43, MT by 1 1st-09:16.  
GON led for 39:01, MT led for 00:33. Game was tied for 00:21.

Score tied - 0 times.  
Lead changed - 4 times.

## Official Basketball Box Score -- Game Totals -- Final Statistics

Purdue vs Gonzaga  
12/1/19 7:30 pm at Estero, Fla. (Hertz Arena)

Purdue 50 • 6-1

#	Player	Total			3-Ptr			Rebounds			PF	TP	A	TO	Blk	Stl	Min
		FG-FGA	FT-FTA	FT%	FG-FGA	FT-FTA	FT%	Off	Def	Total							
25	Tamara Farquhar	f	2-6	0-0	0-0	1	5	6	3	4	0	2	0	0	19		
04	Ae'Rianna Harris	f	1-6	0-0	4-8	4	6	10	5	6	1	2	3	0	27		
01	Karissa McLaughlin	g	2-10	2-6	0-0	0	2	2	0	6	2	0	0	0	34		
11	Dominique Oden	g	2-8	0-3	5-7	1	7	8	1	9	2	5	0	1	33		
23	Kayana Traylor	g	4-8	0-1	0-0	0	0	0	2	8	4	4	0	0	26		
03	Lyndsey Whilby	g	1-2	0-0	1-2	0	0	0	2	3	0	3	0	0	9		
05	Cassidy Hard																



# GONZAGA UNIVERSITY / BULLDOGS / WOMEN'S BASKETBALL



Official Basketball Box Score - Final  
**Portland at Gonzaga**  
 12/29/19 McCarthy Athletic Center, Spokane, Wash.  
 2019-20 Women's Basketball

Game Time: 1:00 PM  
 Game Duration: 1:49  
 Attendance: 6,000

Officials: Darren Krzesnik, Marc Merritt, Shante Anderson

**Portland - 57**      Record: 7-5 (0-1)

NO.	Name	Min	FG		3P		FT		Rebounds			Fouls		TP	AS	TO	ST	Blocks		+/-			
			M-A	M-A	M-A	M-A	OR	DR	TOT	PF	FD	BS	BA										
4	Kesley Frawley	F 36:58	0-4	0-3	0-0	1	1	2	0	0	0	0	1	4	0	0	1	1	0	1	-9		
12	Alex Fowler	F 27:52	4-8	0-0	0-0	1	5	6	5	3	8	3	2	3	0	3	1	1	0	0	1		
1	Kate Anderson	G 36:59	7-16	4-8	2-4	0	1	1	3	4	20	3	6	5	0	0	-7	0	0	0	-7		
10	Haylee Andrews	G 38:28	7-18	0-4	4-4	2	4	6	0	3	18	4	6	0	0	3	-3	0	0	0	3		
15	Maddie Muhlheim	G 37:05	3-9	1-6	2-2	0	2	2	2	3	9	1	1	2	0	1	-15	0	0	0	1		
44	Lauren Walker	17:32	1-2	0-0	0-0	1	1	2	3	2	2	1	0	0	0	0	6	0	0	0	6		
14	Jayce Gorzeman	04:33	0-1	0-0	0-0	0	0	0	0	0	0	0	0	0	1	0	0	0	0	0	4		
22	Kristina Woodridge	00:25	0-0	0-0	0-0	0	0	0	0	0	0	0	0	0	0	0	0	0	0	0	-2		
33	Megan Engesser	00:08	0-0	0-0	0-0	0	0	0	0	0	0	0	0	0	0	0	0	0	0	0	0		
Team						5			5			10			0			0					
<b>Totals</b>			22-58	5-21	8-10	10	19	29	15	15	57	13	19	11	0	8	-5						

**Shooting By Period**

1 <sup>st</sup> FG%	10-15	66.7%
3PT%	2-5	40.0%
FT%	4-5	80%
2 <sup>nd</sup> FG%	4-15	26.7%
3PT%	2-7	28.6%
FT%	1-2	50%
3 <sup>rd</sup> FG%	6-16	37.5%
3PT%	1-4	25.0%
FT%	3-3	100%
4 <sup>th</sup> FG%	2-12	16.7%
3PT%	0-5	0.0%
FT%	0-0	0%
GM FG%	22-58	37.9%
3PT%	5-21	23.8%
FT%	8-10	80.0%

Dead Ball Rebounds: 1, 0

**Gonzaga - 62**      Record: 12-1 (1-0)

NO.	Name	Min	FG		3P		FT		Rebounds			Fouls		TP	AS	TO	ST	Blocks		+/-			
			M-A	M-A	M-A	M-A	OR	DR	TOT	PF	FD	BS	BA										
3	Jenn Wirth	F 36:06	6-13	0-0	2-2	3	4	7	2	1	14	2	7	0	3	0	7	0	0	0	7		
4	LeeAnne Wirth	F 18:01	2-5	0-0	4-4	1	2	3	4	3	8	0	1	0	1	0	2	0	0	0	2		
15	Jessie Loera	G 21:18	1-4	0-1	3-4	0	1	1	1	3	5	5	2	0	0	0	-5	0	0	0	-5		
24	Katie Campbell	G 32:22	4-7	2-4	2-2	0	4	4	1	1	12	2	1	0	1	0	18	0	0	0	18		
32	Jill Townsend	G 33:53	6-9	4-4	2-2	3	5	8	3	2	18	0	3	5	1	0	12	0	0	0	12		
5	Louise Forsyth	05:41	0-1	0-0	0-0	0	0	0	1	0	0	0	2	1	0	0	-9	0	0	0	-9		
33	Melody Kempton	25:53	2-5	0-0	0-0	3	6	9	3	2	4	1	2	1	1	0	1	0	0	0	1		
11	Kayleigh Truong	22:21	0-3	0-3	1-2	0	2	2	0	3	1	5	2	1	1	0	8	0	0	0	8		
14	Kaylynne Truong	04:25	0-2	0-0	0-0	0	1	1	0	0	0	0	0	0	0	0	-9	0	0	0	-9		
Team						0			1			0			0			1					
<b>Totals</b>			21-49	6-12	14-16	10	26	36	15	15	62	15	21	8	8	0	5						

**Shooting By Period**

1 <sup>st</sup> FG%	4-16	25.0%
3PT%	1-4	25.0%
FT%	3-4	75%
2 <sup>nd</sup> FG%	4-10	40.0%
3PT%	0-0	0.0%
FT%	4-4	100%
3 <sup>rd</sup> FG%	9-13	69.2%
3PT%	3-4	75.0%
FT%	2-2	100%
4 <sup>th</sup> FG%	4-10	40.0%
3PT%	2-4	50.0%
FT%	5-6	83.3%
GM FG%	21-49	42.9%
3PT%	6-12	50.0%
FT%	14-16	87.5%

Dead Ball Rebounds: 1, 1

	POR	GON	Points from Turnovers	POR	GON	Period by Period Scoring				
Biggest lead	20 (2 <sup>nd</sup> 8:38)	5 (4 <sup>th</sup> 0:08)	12	14		1st	2nd	3rd	4th	TOT
Best Scoring Run	11 (2 <sup>nd</sup> 8:38)	10 (4 <sup>th</sup> 2:40)	10	12	POR	26	11	16	4	57
Lead Changes	2		4	7	GON	12	12	23	15	62
Times Tied	1		2	5						
Time with Lead	35:08	03:45								

**2019-20 Gonzaga Women's Basketball  
Gonzaga Combined Team Statistics (as of Dec 29, 2019)  
Conference games**

<b>RECORD:</b>	<b>OVERALL</b>	<b>HOME</b>	<b>AWAY</b>	<b>NEUTRAL</b>
ALL GAMES	1-0	1-0	0-0	0-0
CONFERENCE	1-0	1-0	0-0	0-0
NON-CONFERENCE	0-0	0-0	0-0	0-0

##	Player	gp-gs	min	avg	Total			3-Point		F-Throw		Rebounds				pf	dq	a	to	blk	stl	pts	avg
					fg-fga	fg%	3fg-fga	3fg%	ft-fga	ft%	off	def	tot	avg									
32	TOWNSEND, Jill	1-1	34	34.0	6-9	.66	4-4	1.000	2-2	1.000	3	5	8	8.0	3	0	0	3	1	5	18	18.0	
03	WIRTH, Jenn	1-1	37	37.0	6-13	.46	0-0	.00	2-2	1.000	3	4	7	7.0	2	0	2	7	3	0	14	14.0	
24	CAMPBELL, Katie	1-1	33	33.0	4-7	.57	2-4	.50	2-2	1.000	0	4	4	4.0	1	0	2	1	1	0	12	12.0	
04	WIRTH, LeeAnne	1-1	18	18.0	2-5	.40	0-0	.00	4-4	1.000	1	2	3	3.0	4	0	0	1	1	0	8	8.0	
15	LOERA, Jessie	1-1	21	21.0	1-4	.25	0-1	.00	3-4	.75	0	1	1	1.0	1	0	5	2	0	0	5	5.0	
33	KEMPTON, Melod	1-0	26	26.0	2-5	.40	0-0	.00	0-0	.00	3	6	9	9.0	3	0	1	2	1	1	4	4.0	
11	TRUONG, Kayleig	1-0	22	22.0	0-3	.00	0-3	.00	1-2	.50	0	2	2	2.0	0	0	5	2	1	1	1	1.0	
05	FORSYTH, Louise	1-0	5	5.0	0-1	.00	0-0	.00	0-0	.00	0	0	0	0.0	1	0	0	2	0	1	0	0.0	
14	TRUONG, Kaylynn	1-0	4	4.0	0-2	.00	0-0	.00	0-0	.00	0	1	1	1.0	0	0	0	0	0	0	0	0.0	
Team											0	1	1				1						
Total.....		1	200		21-49	.42	6-12	.50	14-16	.87	10	26	36	36.0	15	0	15	21	8	8	62	62.0	
Opponents.....		1	200		22-58	.37	5-21	.23	8-10	.80	10	19	29	29.0	15	-	13	19	0	11	57	57.0	

<b>TEAM STATISTICS</b>	<b>GON</b>	<b>OPP</b>	<b>Date</b>	<b>Opponent</b>	<b>Score</b>	<b>Att.</b>
SCORING	62	57	* 12/29/19	PORTLAND	w 62-57	6000
Points per game	62.0	57.0	* - Conference game			
Scoring margin	+5.0	-				
FIELD GOALS-ATT	21-49	22-58				
Field goal pct	.429	.379				
3 POINT FG-ATT	6-12	5-21				
3-point FG pct	.500	.238				
3-pt FG made per gam	6.0	5.0				
FREE THROWS-ATT	14-16	8-10				
Free throw pct	.875	.800				
F-Throws made per ga	14.0	8.0				
REBOUNDS	36	29				
Rebounds per game	36.0	29.0				
Rebounding margin	+7.0	-				
ASSISTS	15	13				
Assists per game	15.0	13.0				
TURNOVERS	21	19				
Turnovers per game	21.0	19.0				
Turnover margin	-2.0	-				
Assist/turnover ratio	0.7	0.7				
STEALS	8	11				
Steals per game	8.0	11.0				
BLOCKS	8	0				
Blocks per game	8.0	0.0				
ATTENDANCE	6000	0				
Home games-Avg/Gam	1-6000	0-0				
Neutral site-Avg/Game	-	0-0				

<b>Score by Periods</b>	<b>1st</b>	<b>2nd</b>	<b>3rd</b>	<b>4th</b>	<b>Totals</b>
Gonzaga	12	12	23	15	62
Opponents	26	11	16	4	57

INDIVIDUAL TOP TENS

SEASON

POINTS

1. Courtney Vandersloot	712 (2010-11)
2. Maria Stack	707 (1984-85)
3. Heather Bowman	641 (2008-09)
4. Kayla Standish	617 (2010-11)
5. Jill Barta	603 (2017-18)
6. Katelan Redmon	600 (2010-11)
7. Tammy Tibbles	597 (1986-87)
8. Heather Bowman	584 (2007-08)
9. Kayla Standish	557 (2011-12)
10. Jill Barta	554 (2016-17)

FIELD GOALS MADE

1. Maria Stack	264 (1984-85)
2. Kayla Standish	261 (2010-11)
3. Katelan Redmon	258 (2010-11)
4. Courtney Vandersloot	254 (2010-11)
5. Tammy Tibbles	240 (1986-87)
6. Heather Bowman	237 (2008-09)
7. Heather Bowman	217 (2007-08)
8. Tammy Tibbles	215 (1984-85)
Lisa Vestal	215 (1985-86)
10. Kayla Standish	214 (2011-12)

FIELD GOAL PERCENTAGE

(minimum two fgm/game)

1. Sheri McNeal	.576 (98-170) 1984-85
2. Kayla Standish	.560 (261-466) 2010-11
3. Tammy Tibbles	.540 (213-398) 1984-85
4. Ashley Burke	.537 (166-309) 2004-05
5. Katelan Redmon	.531 (153-288) 2009-10
Claire Raap	.531 (86-162) 2010-11
7. Katelan Redmon	.530 (258-487) 2010-11
8. Heather Bowman	.529 (217-540) 2007-08
Ashley Burke	.529 (163-308) 2003-04
Kelli Howell	.529 (120-227) 1993-94

3-POINT FIELD GOALS MADE

1. Jessica Malone	90 (2001-02)
2. Jessica Malone	78 (1999-00)
3. Jessica Malone	77 (2000-01)
4. Shannon Mathews	72 (2002-03)
5. Taelor Karr	69 (2012-13)
6. Ivy Safranski	65 (1993-94)
7. Keani Albanez	64 (2014-15)
Tiffanie Shives	64 (2009-10)
9. Katie Campbell	63 (2018-19)
10. Keani Albanez	60 (2013-14)

3-POINT FIELD GOALS ATTEMPTED

1. Jessica Malone	226 (2001-02)
2. Jessica Malone	225 (2000-01)
3. Jessica Malone	215 (1999-00)
4. Shannon Mathews	202 (2002-03)
5. Keani Albanez	181 (2014-15)
6. Keani Albanez	169 (2013-14)
7. Shannon Mathews	178 (2004-05)
8. Taelor Karr	158 (2012-13)
Lindsay Sherbert	158 (2013-14)
10. Ivy Safranski	155 (1993-94)
Jessica Malone	155 (1998-99)

FREE THROWS MADE

1. Maria Stack	179 (1984-85)
2. Heather Bowman	166 (2008-09)
3. Courtney Vandersloot	162 (2010-11)
4. Jill Barta	155 (2017-18)
5. Heather Bowman	150 (2007-08)
Lisa Nichols	150 (1990-91)
7. Jill Barta	149 (2016-17)
8. Jill Barta	138 (2015-16)
9. Stephanie Hawk	135 (2006-07)
10. Courtney Vandersloot	129 (2008-09)

FREE THROW PERCENTAGE

(min. 2 FT attempted per game)

1. Laura Stockton	.892 (66-74) 2018-19
2. Jill Barta	.876 (155-177) 2017-18
3. Jennifer Mountain	.866 (71-82) 1989-90
4. Keani Albanez	.859 (85-99) 2014-15
5. Ivy Safranski	.852 (92-108) 1994-95
6. Triana Allen	.850 (34-40) 2000-01
7. Chelsea Herman	.846 (77-91) 1995-96
8. Lisa Nichols	.843 (91-108) 1989-90
9. Ivy Safranski	.843 (70-83) 1991-92
10. Katelan Redmon	.835 (71-85) 2010-11
Carla Curfman	.835 (86-103) 1988-89

REBOUNDS

1. Kayla Standish	304 (2010-11)
2. Lisa Vestal	292 (1984-85)
3. Juanita Rivera	289 (1993-94)
4. Lisa Vestal	288 (1985-86)
5. Shelby Cheslek	283 (2015-16)
6. Kay Koppelman	282 (1990-91)
7. Shelby Cheslek	279 (2014-15)
8. Juanita Rivera	276 (1991-92)
9. Stephanie Hawk	272 (2006-07)
10. Kay Koppelman	267 (1989-90)

ASSISTS

1. Courtney Vandersloot	367 (2010-11)
2. Courtney Vandersloot	321 (2009-10)
3. Courtney Vandersloot	239 (2008-09)
4. Maria Stack	207 (1984-85)
5. Shannon Mathews	197 (2004-05)
6. Courtney Vandersloot	191 (2007-08)
7. Shannon Mathews	162 (2002-03)
8. Taelor Karr	152 (2011-12)
9. Amy Simpson	149 (1985-86)
10. Laura Stockton	144 (2016-17)

STEALS

1. Courtney Vandersloot	121 (2009-10)
2. Courtney Vandersloot	114 (2010-11)
3. Haiden Palmer	105 (2012-13)
4. Haiden Palmer	103 (2013-14)
5. Maria Stack	96 (1984-85)
6. Keani Albanez	80 (2014-15)
7. Haiden Palmer	78 (2011-21)
Ivy Safranski	73 (1994-95)
9. Courtney Vandersloot	69 (2008-09)
10. Vivian Frieson	66 (2008-09)
Tammy Tibbles	66 (1984-85)
Jazmine Redmon	66 (2013-14)

BLOCKED SHOTS

1. Stephanie Hawk	77 (2006-07)
2. Janet Robertson	70 (1981-82)
3. Shelby Cheslek	65 (2015-16)
4. Kayla Standish	59 (2010-11)
5. Vivian Frieson	56 (2008-09)
6. Shelby Cheslek	53 (2014-15)
Juanita Rivera	53 (1991-92)
8. Shelby Cheslek	50 (2012-13)
Kayla Standish	50 (2011-12)
10. Kayla Standish	49 (2009-10)

CAREER

GAMES PLAYED

1. Elle Tinkle	143 (2012-17)
2. Kelly Bowen	138 (2008-12)
Kayla Standish	138 (2008-12)
4. Courtney Vandersloot	136 (2007-11)
5. Sunny Greinacher	135 (2011-15)
Janelle Bekkering	135 (2007-11)
7. Shelby Cheslek	134 (2012-16)
Haiden Palmer	134 (2010-14)
9. Keani Albanez	132 (2011-15)
10. Emma Stach	131 (2014-18)

FREE THROWS MADE

1. Heather Bowman	520 (2006-10)
2. Courtney Vandersloot	455 (2007-11)
3. Jill Barta	442 (2015-18)
4. Ashley Burke	386 (2002-05)
5. Ivy Safranski	361 (1991-95)
6. Stephanie Hawk	328 (2004-07)
7. Tammy Tibbles	316 (1984-88)
8. Lisa Nichols	298 (1987-91)
9. Kayla Standish	289 (2008-12)
10. Amy Simpson	282 (1982-86)

FREE THROW PERCENTAGE

1. Jill Barta	.852 (442-519) 2015-18
2. Shannon Mathews	.840 (210-250) 2002-05
3. Ivy Safranski	.828 (255-308) 1991-95
4. Lisa Nichols	.826 (298-361) 1989-91
5. Joy Pauley	.816 (93-114) 1992-96
6. Keani Albanez	.806 (174-216) 2011-15
7. Raeanna Jewell	.804 (152-189) 2002-05
8. Heather Bowman	.802 (520-648) 2006-10
9. Chelsea Herman	.798 (174-218) 1992-97
10. Katelan Redmon	.796 (195-245) 2009-12

REBOUNDS

1. Kay Koppelman	983 (1987-91)
2. Shelby Cheslek	932 (2012-16)
3. Heather Bowman	874 (2006-10)
4. Vivian Frieson	832 (2006-10)
5. Juanita Rivera	820 (1991-94)
6. Kayla Standish	809 (2008-12)
7. Ashley Burke	697 (2002-05)
8. Stephanie Hawk	684 (2004-07)
9. Loretta O'Brien	679 (1980-86)
10. Jill Barta	652 (2015-18)

ASSISTS

1. Courtney Vandersloot	1118 (2007-11)
2. Shannon Mathews	600 (2002-05)
3. Laura Stockton	459 (2015-19)
4. Amy Simpson	439 (1982-86)
5. Jazmine Redmon	400 (2010-14)
6. Carla Curfman	393 (1985-89)
7. <b>Jessie Loera</b>	<b>356 (2016-Present)</b>
8. Robin Allen	355 (1984-88)
9. Ivy Safranski	291 (1991-95)
10. Rachel Kane	285 (2004-08)

STEALS

1. Courtney Vandersloot	366 (2007-11)
2. Haiden Palmer	286 (2011-14)
3. Amy Simpson	235 (1982-86)
4. Ivy Safranski	221 (1991-95)
5. Shannon Mathews	217 (2002-05)
6. Jazmine Redmon	211 (2010-14)
7. Tammy Tibbles	205 (1984-88)
8. Elle Tinkle	188 (2012-17)
9. Keani Albanez	180 (2011-15)
10. Raeanna Jewell	177 (2002-05)

BLOCKED SHOTS

1. Shelby Cheslek	213 (2012-16)
2. Kayla Standish	176 (2008-12)
3. Stephanie Hawk	167 (2004-07)
4. Janet Robertson	152 (1980-84)
5. Vivian Frieson	132 (2006-10)
6. Juanita Rivera	130 (1991-94)
7. Kelli Howell	110 (1991-95)
8. Kay Koppelman	101 (1987-91)
9. Anne Bickelhaupt	101 (2000-04)
10. Melanie Tippis	90 (1997-02)

POINTS

1. Heather Bowman	2,165 (2006-10)
2. Courtney Vandersloot	2,073 (2007-11)
3. Tammy Tibbles	2,011 (1984-88)
4. Jessica Malone	1,703 (1998-02)
5. Ivy Safranski	1,702 (1991-95)
6. Ashley Burke	1,631 (2002-05)
7. Jill Barta	1,620 (2015-18)
8. Kayla Standish	1,583 (2008-12)
9. Jennifer Mountain	1,422 (1987-91)
10. Katelan Redmon	1,412 (2009-12)

FIELD GOALS MADE

1. Tammy Tibbles	828 (1984-88)
2. Heather Bowman	822 (2006-10)
3. Courtney Vandersloot	736 (2007-11)
4. Kayla Standish	630 (2008-12)
5. Ashley Burke	606 (2002-05)
6. Katelan Redmon	595 (2009-12)
7. Ivy Safranski	580 (1991-95)
8. Jessica Malone	568 (1998-02)
9. Amy Simpson	552 (1982-86)
10. Haiden Palmer	550 (2010-14)

FIELD GOAL PERCENTAGE

1. Katelan Redmon	.517 (515-1151) 2009-12
2. Ashley Burke	.516 (606-1174) 2002-05
3. Heather Bowman	.512 (822-1606) 2006-10
4. Sheri McNeal	.507 (152-300) 1982-85
5. Zykeria Rice	.506 (409-808) 2015-19
6. Sunny Greinacher	.502 (541-1077) 2011-15
7. Ashley Anderson	.498 (332-666) 2003-06
8. Lisa Vestal	.491 (401-817) 1983-86
9. Jenn Wirth	.489 (65-133) 2017-18
10. Colleen Palmer	.489 (161-329) 1983

3-POINT FIELD GOALS MADE

1. Jessica Malone	298 (1998-02)
2. Shannon Mathews	208 (2002-05)
3. Ivy Safranski	181 (1991-95)
4. Keani Albanez	164 (2011-15)
5. Courtney Vandersloot	146 (2007-11)
6. Emma Stach	141 (2014-18)
7. Raeanna Jewell	138 (2002-05)
8. Tiffanie Shives	135 (2007-10)
9. Holly Bruno	123 (1997-00)
10. Janelle Bekkering	121 (2007-11)

3-POINT FIELD GOALS ATTEMPTED

1. Jessica Malone	821 (1998-02)
2. Shannon Mathews	636 (2002-05)
3. Ivy Safranski	499 (1991-95)
4. Keani Albanez	478 (2011-15)
5. Raeanna Jewell	457 (2002-05)
6. Courtney Vandersloot	408 (2007-11)
7. Janelle Bekkering	378 (2007-11)
8. Emma Stach	374 (2014-18)
9. Holly Bruno	366 (1997-00)
10. Haiden Palmer	364 (2010-14)

# TV/RADIO ROSTER



1

Anamaria Virjoghe  
F | 6-5 | RSo.  
Targoviste, Romania



3

Jenn Wirth  
F | 6-3 | Jr.  
Chandler, Ariz.



4

LeeAnne Wirth  
F | 6-3 | Jr.  
Chandler, Ariz.



5

Louise Forsyth  
G | 6-0 | Jr.  
Langley, B.C.



10

Gillian Barfield  
F | 6-1 | Jr.  
Phoenix, Ariz.




11

Kayleigh Truong  
G | 5-9 | Fr.  
Houston, Texas



12

Eliza Hollingsworth  
F | 6-2 | Fr.  
Melbourne, Australia




13

Cierra Walker  
G | 5-8 | Sr.  
Oregon City, Ore.



14

Kaylynne Truong  
G | 5-8 | Fr.  
Houston, Texas



15

Jessie Loera  
G | 5-6 | Sr.  
Moses Lake, Wash.



24

Katie Campbell  
G | 5-10 | Sr.  
Oxnard, Calif.




32

Jill Townsend  
G | 5-11 | Jr.  
Okanogan, Wash.



33

Melody Kempton  
F | 6-1 | So.  
Post Falls, Idaho




44

Kylee Griffen  
G | 6-2 | RFr.  
Marysville, Wash.



HC

Lisa Fortier  
Head Coach  
Sixth Season




AC

Jordan Green  
Assistant Coach  
Sixth Season



AC

Stacy Clinesmith  
Assistant Coach  
Sixth Season



AC

Craig Fortier  
Assistant Coach  
Sixth Season



DO

Shannon Donegan  
Dir. of Basketball Ops  
Third Season



VC

A'jaee Foster  
Video Coordinator  
Second Season