



BYU BASKETBALL

Norma Bertoch, BYU Athletic Communications | O: (801) 422-4908 | C: (801) 372-0989 | norma_bertoch@byu.edu | www.byucougars.com

BYU 2018-19 SCHEDULE

| Date | Opponent | Time/Result | R & TV |
|-----------------|------------------------|-------------|-------------|
| NOVEMBER | | | |
| Tue. 11/6 | Dixie State (Exh) | W 83-56 | W.tv |
| Fri. 11/9 | UC Riverside | W 72-70 OT | BYUtv |
| Tu. 11/13 | Cal | L 70-52 | W.tv |
| Sat. 11/17 | Eastern Wash. | W 80-65 | W.tv |
| Tue. 11/20 | @ Utah State | W 62-57 OT. | MTN West |
| Fri. 11/23 | vs. TCU @ SDSU | W 61-58 | |
| Sat. 11/24 | vs. Cal Baptist @ SDSU | W 76-69 | |
| Tu. 11/27 | @ Southern Utah | L 64-67 | Pluto TV |
| Thu. 11/29 | @ Utah Valley U. | W 77-51 | WAC Digital |
| DECEMBER | | | |
| Sat. 12/8 | @ Utah | L 67-78 | Pac-12 |
| Sat. 12/15 | Colorado State | W 51-42 | BYUtv |
| Fri. 12/21 | Northern Colorado | W 70-50 | W.tv |
| Sat. 12/29 | @ Santa Clara* | W 54-44 | W.tv |
| Mon. 12/31 | @ San Francisco* | W 67-59 | W.tv |
| JANUARY | | | |
| Thu. 1/3 | Pepperdine* | W 83-58 | BYUtv |
| Sat. 1/5 | LMU* | W 55-44 | BYUtv |
| Thu. 1/10 | @ Pacific* | W 77-74 | W.tv |
| Sat. 1/12 | @ St. Mary's* | W 74-73 | W.tv |
| Thu. 1/17 | Gonzaga * | W 70-68 | BYUtv |
| Sat. 1/19 | Portland * | W 79-71 | BYUtv |
| Sat. 1/26 | @ San Diego* | W 65-56 | W.tv |
| Thu. 1/31 | @ LMU* | L 58-61 | W.tv |
| FEBRUARY | | | |
| Sat. 2/2 | @ Pepperdine* | L 65-79 | W.tv |
| Thu. 2/7 | St. Mary's* | L 75-78 | BYUtv |
| Sat. 2/9 | Pacific* | 2 p.m. | BYUtv |
| Thu. 2/14 | @ Portland* | 7 p.m. | W.tv |
| Sat. 2/16 | @ Gonzaga* | 2 p.m. | W.tv |
| Sat. 2/23 | San Diego* | 2 p.m. | BYUtv |
| Thu. 2/28 | San Francisco* | 7 p.m. | W.tv |
| MARCH | | | |
| Sat. 3/2 | Santa Clara* | 2 p.m. | BYUtv |
| W-Tu 6-11 | @ WCC Champs. | TBA | TBA |

All times local to site

Home games in bold

* indicates West Coast Conference game



Pacific (15-7, 8-4)

Head Coach Bradley Davis
 Career Record 47-59 (4th)
 Record at PAC Same



BYU (17-6, 9-3)

Head Coach Jeff Judkins
 Career Record 384-182 (18th)
 Record at BYU Same

GAME INFORMATION

Live Television: BYUtv
 Spencer Linton (PBP), Kristen Kozlowski (A)
 Live Video Stream: byutv.org
 Live Stats: byucougars.com

SERIES HISTORY

BYU leads 14-4
 BYU at H/A/N 6-2/6-2/2-0
 BYU under Judkins 9-3
 Last Meeting BYU won 77-74, 1/10/19 in Stockton

BYU STORY LINES

- BYU (17-6, 9-3) suffered its third-straight loss in WCC play after it was defeated 78-75 by SMC in Provo, Thursday. The Cougars remain in second place in the WCC standings.
- Four players have scored in double digits in 6 gms, last vs. SMC; BYU is 12-1 when it leads at the half; is 15-3 when making at least 5 treys; is 8-2 when dishing out more assists; is 11-1 when recording more steals; & 9-1 when it pulls down more rebounds
- BYU is averaging 67.6 ppg, 38.1 rpg, 15.5 apg, shoots 41.5 percent from the field, 31.8 percent from 3-point range and 69.4 from the free throw line.
- **Key Players:** #1 B. Chase: steals leader (2.5); 2nd in assists (4.1); 3rd in scoring (11.8); 14 double-digit point games #2 S. Gonzales: points leader (16.0); 1st in assists (4.2); 2nd in rebounds (5.3); scored double digits in 21 games; #3 S. Salmon: T4th in points (6.5); 4th in rebounds (4.7); 2nd most blocks with 13 #13 P. Johnson: 2nd in points (14.3); 10+points in 19 games & last 10 straight #22 S. Hamson: blocks leader (2.1); tied for best FG% - 53.3; 2nd in rebounds (5.3) #33 J. Moody: 1st in rebounds (5.8); tied for best FG% - 53.3; 4th in scoring (6.5); four 10+points gms., last vs. SMC

PROBABLE STARTERS (BASED ON PREVIOUS GAME)



#1 | Brenna Chase
 Guard | 5-9 | Jr.
 Thornton, CO
 Broomfield H

| GP/GS | MPG | Pts | Reb | Ast | Stl | FG% | 3PT% | FT% |
|-------|------|------|-----|-----|-----|------|------|------|
| 23/23 | 36.5 | 11.8 | 2.8 | 4.1 | 2.5 | .349 | .318 | .633 |

Last Game: 9 points ... game-high 6 assists ... 2 rebounds ... went 4 of 9 from the field ... recorded one steal ... played almost 34 minutes
Notes: 2nd in assists (4.0) 1st in steals (2.5) ... plays most minutes ... recorded double digit points in 14 of 23 games played, 3rd in scoring (11.8)



#2 | Shaylee Gonzales
 Guard | 5-9 | Fr.
 Gilbert, AZ/Mesquite HS

| GP/GS | MPG | Pts | Reb | Ast | Stl | FG% | 3PT% | FT% |
|-------|------|------|-----|-----|-----|------|------|------|
| 23/16 | 34.7 | 16.0 | 5.3 | 4.2 | 2.1 | .434 | .315 | .733 |

Last Game: Scored 13 points ... grabbed 4 rebounds ... went 3 of 9 from the field ... dished out 4 assists ...
Notes: Has scored in double figures in 21 of 23 games ... leads the team in points (16.0) ties for 2nd in rebounds (5.3) ... 1st in assists (4.2) ... 2nd in steals (2.1)



#13 | Paisley Johnson
 Guard | 5-9 | So.
 Everett, WA
 Glacier Peak HS

| GP/GS | MPG | PTS | Reb | Ast | Stl | FG% | 3PT% | FT% |
|-------|------|------|-----|-----|-----|------|------|------|
| 23/23 | 34.4 | 14.3 | 4.0 | 2.6 | 1.4 | .410 | .317 | .752 |

Last Game: Game-high 20 points and fifth with 20+ points ... 3 assists ... 2 steals ... shot 6 of 15 from the field and 7 of 10 from charity stripe
Notes: Second in scoring with a 14.3 average ... plays third most minutes ... ranks third in assists (2.6) ... has double-digit points in 20 games and the last 9 straight



#14 | Babalu Ugwu
 Forward | 6-1 | Fr.
 Jundai, Brazil
 Friendship Christian HS

| GP/GS | MPG | Pts | Reb | Ast | Stl | FG% | 3PT% | FT% |
|-------|------|-----|-----|------|------|------|------|------|
| 21/13 | 11.8 | 4.1 | 3.1 | 0.24 | 0.71 | .402 | .000 | .867 |

Last Game: Scored six points ... tied for team bests in rebounds with 7 ... got a season best 3 steals ... shot 3 of 9 from the field
Notes: Leads the team in rebounds with a 5.7 average ... has had three games where she's recorded 10+ points, last at LMU ... started at Pepperdine for eighth game on the year



#22 | Sara Hamson
 Center | 6-7 | So.
 Lindon, UT/Pleasant Grove HS

| GP/GS | MPG | Pts | Reb | Ast | Stl | FG% | 3PT% | FT% |
|-------|------|-----|-----|------|------|------|------|------|
| 21/1 | 17.0 | 3.1 | 5.3 | 0.86 | 0.62 | .533 | .000 | .125 |

Last Game: Started in first game of the year ... got two steals ... played 13 minutes ... scored 4 points on 2 of 3 shooting from the field ... got one block
Notes: Tied for second in rebounding with 5.3 average ... ranks first on the team in blocks with a 2.1 average

2018-19 OFF THE BENCH (BASED ON PREVIOUS GAME)

| No. | Name | Pos. | Ht. | Yr. | Pts. | Reb. | Hometown | Last Game |
|-----|-------------------|------|------|-----|------|------|-----------------------|---|
| 5 | Maria Albiero | G | 5-9 | Fr. | 3.6 | 2.0 | Londrina, Brazil | One rebound, dished out 2 assists, went 0 for 5 from the field, played 18 minutes |
| 10 | Abby Mangum | F | 6-0 | Fr. | 0.0 | 0.6 | Eagle, Idaho | DNP |
| 11 | Kaylee Smiler | G | 5-6 | Fr. | - | - | Hamilton, New Zealand | DNP |
| 12 | Caitlyn Alldredge | G | 5-10 | Sr. | 1.6 | 1.1 | Centerville, Utah | Season-best 11 points, season-high 3 made treys, 4 rebounds, 3 ast., 2 stl |
| 15 | Malli Valgardson | C | 6-5 | Fr. | 1.3 | 0.8 | Pleasant Grove, Utah | Came into the game playing 47 seconds |
| 21 | Khaedin Taito | G | 5-11 | Jr. | - | - | Hastings, New Zealand | DNP |
| 24 | Ashley Beckstrand | G | 5-7 | Fr. | 1.1 | 0.5 | St. George, Utah | DNP |
| 32 | Signe Glantz | F | 6-1 | Fr. | 0.3 | 0.3 | Ostersund, Sweden | Played nearly 5 minutes, got one block |
| 33 | Jasmine Moody | F | 6-2 | Sr. | 6.5 | 5.8 | Honolulu, HI | 12 points, tied for team bests in rebounds (7), went 6 of 10 from field |

2017-18 QUICK FACTS

UNIVERSITY

Location Provo, Utah 84602
 Elevation 4,553 feet
 Enrollment 29,672
 Founded October 15, 1875
 Owned LDS Church
 Nickname Cougars
 Mascot Cosmo the Cougar
 Colors Dark Blue and White
 Arena/Seating Marriott Center/19,000
 BYU President Kevin J Worthen (BYU, 1982)
 Athletics Director Tom Holmoe (BYU, 1983)
 SWA Liz Darger

TEAM

Head Coach Jeff Judkins (Utah, 1978)
 Seasons Entering 18th
 Career Record 367-176
 Record at BYU Same
 Associate Head Coach Dan Nielson
 Assistant Coach Ray Stewart
 Assistant Coach Ashley Garfield
2018-19 Record 17-6, 9-3
 2017-18 Record 16-14
 2017-18 WCC Record/Finish 111-7/3rdT
 2018 Postseason None
 Letterwinners Returning/Lost 5/1
 Starters Returning/Lost 2/3
 Newcomers 6

ATHLETIC COMMUNICATIONS

Women's Basketball Main Contact Norma Bertoch
 Office 801-422-4908
 Cell 801-372-0989
 Email norma_bertoch@byu.edu
 Assistant WBKB Contact Caleb Turner
 Cell 210-241-8504
 Email golf_sid@byu.edu
 Media Relations Main Office 801-422-8948
 Website www.byucougars.com
 Facebook facebook.com/byuwomensbasketball
 Twitter twitter.com/byuwbbb
 Address 30 Smith Fieldhouse, Provo, UT 84602

STARTING LINEUPS 2018-19: Record

Chase, Albiero, Salmon, Johnson, Moody: 5-2
 Chase, Gonzales, Salmon, Johnson, Alldredge: 1-1
 Chase, Gonzales, Salmon, Johnson, Ugwu: 11-1
 Chase, Gonzales, Salmon, Johnson, Moody: 0-1*
 Chase, Gonzales, Hamson, Johnson, Ugwu: 0-1*

* Indicates most recent starters

PLAYER HONORS 2018-19 Non WCC awards

Paisley Johnson - Madness High-Major WCC Player of the Week - College Sports Madness - Jan. 14, 2019

2018-19 NUMERICAL ROSTER

| No. | Name | Pos. | Ht. | Cl. | Exp. | Hometown/Previous School |
|-----|-------------------|------|------|--------|--------|---|
| 01 | Brenna Chase | G | 5-9 | Jr. | 2V | Thornton, Colo./Broomfield HS |
| 02 | Shaylee Gonzales | G | 5-9 | Fr. | HS | Gilbert, AZ/Mesquite HS |
| 03 | Shalae Salmon | C | 6-3 | Jr. | 2V | Porirua, NZ/Wellington Girls Co. HS |
| 05 | Maria Albiero | G | 5-8 | So. | 1V | Londrina, Brazil/Neuse Christian A. |
| 10 | Abby Mangum | F | 6-0 | Fr. | HS/RS | Eagle, Idaho/Eagle HS |
| 11 | Kaylee Smiler | G | 5-6 | Fr. | HS | Hamilton, NZ/Melville HS |
| 12 | Caitlyn Alldredge | G | 5-10 | Sr. | HS | Centerville, UT/Viewmont HS |
| 13 | Paisley Johnson | G | 5-9 | So. | 1V | Everett, WA/Glacier Peak HS |
| 14 | Babalu Ugwu | F | 6-1 | Fr. | HS | Jundai, Brazil/Raleigh, NC/Friendship C. HS |
| 15 | Malli Valgardson | F | 6-5 | Fr. | HS//RS | Pleasant Grove, UT/Pleasant G. HS |
| 21 | Khaedin Taito | G | 5-11 | Jr. | 2V | Hastings, NZ/PalmBeachC.HS/ USC |
| 22 | Sara Hamson | C | 6-7 | So. | 1V | Lindon, Utah/Pleasant Grove HS |
| 23 | Tahlia White | G | 6-0 | Fr. | HS | Orem, UT/Mountain View HS |
| 24 | Ashley Beckstrand | G | 5-7 | Fr./RS | HS/RS | St. George, UT/Desert Hills HS |
| 32 | Signe Glantz | F | 6-1 | Fr. | HS | Ostersund, Sweden/ |
| 33 | Jasmine Moody | F | 6-2 | Sr. | 3V | Honolulu, HI/Radford HS |

Head Coach: Jeff Judkins (Utah, 1978) 18th season
Associate Head Coach: Dan Nielson (BYU, 2006)
Assistant Coaches: Ray Stewart (UVU, 2000), Ashley Garfield (BYU 2015)
Director of Basketball Operations: Kim Parker (BYU 2014)
Strength & Conditioning Coach: Josh Morzelewski
Athletic Trainer: Jeff Hurst **Team Manager:**

ROSTER BREAKDOWN

Starters Returning: (2)
 #01 Brenna Chase Jr. 13.5 ppg 2.2 rpg 3.0 apg
 #22 Sara Hamson So. 5.6 ppg 7.7 rpg 4.3 bpg

Starters Lost: (3)
 #20 Cassie Devashrayee Sr. 19.1 ppg 5.0 rpg 4.1 apg
 #10 Malia Nawahine Sr. 10.2 ppg 5.4 rpg 2.6 apg
 #04 Amanda Wayment Sr. 3.9 ppg 4.4 rpg 1.2 apg

Letewinners Returning: (5)
 #03 Shalae Salmon Jr. 4.8 ppg 5.4 rpg .93 bpg
 #05 Maria Albiero So. 2.0 ppg 0.9 rpg .76 apg
 #13 Paisley Johnson So. 5.6 ppg 2.2 rpg 1.4 apg
 #21 Khaedin Taito Jr. 0.0 ppg 0.0 rpg .25 apg
 #33 Jasmine Moody Sr. 1.4 ppg 2.0 rpg .60 apg

Letterwinners Lost: (1)
 #11 Liz Eaton So. 3.1 ppg 1.7 rpg .30 apg

Newcomers: (6)
 #02 Shaylee Gonzales Fr. 5-9 G
 #11 Kaylee Smiler Fr. 5-6 F
 #12 Caitlyn Alldredge Sr. 5-10 G
 #14 Babalu Ugwu Fr. 6-1 F
 #23 Tahlia White Fr. 6-0 G
 #32 Signe Glantz Fr. 6-1 F

Returning Redshirts: (3)
 #10 Abby Mangum Fr./RS. 6-0 F
 #15 Malli Valgardson Fr./RS 6-5 F
 #24 Ashley Beckstrand Fr./RS 5-7 G

2018-19 Team Captains

#1 Brenna Chase
 #3 Shalae Salmon
 #33 Jasmine Moody

PRONUNCIATION GUIDE:

#03 Shalae Salmon: Shaw-lay Sa-mon
 #14 Babalu Ugwu: Bah-bah-LOO oo GOO
 #21 Khaedin Taito: Kay-den Tah-EE-toe
 #23 Tahlia White: Tah-LEE-ah
 #32 Signe Glantz: Sig-nay

BYU HOSTS PACIFIC IN WCC ACTION SATURDAY

After a disappointing 78-75 loss to St. Mary's Thursday in Provo, the BYU women's basketball is now 17-6, 9-3 on the year and remains in second place in the WCC standings. The Cougars host Pacific (15-8, 8-4) Saturday, Feb. 9, at 2 p.m. MST. The league game will air live on BYUtv and online at byutv.org.

ABOUT BYU

- In the game vs. SMC, four players scored in double digits for the sixth time this year and the Cougars had a season low five turnovers; BYU is 12-1 when it leads at the half; is 15-3 when making at least 5 treys; is 8-2 when dishing out more assists, last vs. SMC; is 11-1 when recording more steals, last vs. SMC; and is 9-1 when it pulls down more rebounds than its opponents

- Freshman Shaylee Gonzales, who has scored in double-digits in 21 of 23 games, leads the team in scoring and assists with 16.0 and 4.2 averages, respectively. Sophomore Paisley Johnson contributes 14.3 points while junior Brenna Chase puts up 11.8 points a contest. Chase leads in steals (2.5 spg). Senior forward Jasmine Moody tops the leaderboard in rebounding, averaging 5.8 boards a game. Sophomore center Sara Hamson leads the team in blocks with a 2.2 average and is tied in second place on the team in rebounding pulling down 5.3 boards a game.

- In the WCC, the Cougars rank second in scoring defense, field goal percentage defense, blocked shots, assists, assist/turnover ratio and defensive rebounds; third in scoring margin, turnover margin, and 3-point field goals made; and is fourth in steals

- In the first meeting with Pacific this season, the Cougars picked up the 77-74 victory in Stockton on Jan. 10. BYU leads the overall series 14-4. The Tigers have a 2-6 record in Provo and last won in the Marriott Center on Jan. 2, 2014, in a 75-62 victory.

ABOUT PACIFIC

- Pacific has compiled a 15-7, 8-4 record after a 70-53 road win at San Diego.

- The Tigers have conference wins over St. Mary's, Santa Clara, San Francisco, Pepperdine and swept the series with Portland and San Diego. Pacific lost both games to Gonzaga.

- Pacific is averaging 73.1 points and 38.0 rebounds a contest. The team shoots 41.7 percent from the field, 32.1 percent from 3-point range and 74.8 percent from the charity stripe.

- Three players are contributing double-digit points for the Tigers led by Valerie Higgins' 16.6 points and a team-best 8.8 rebounds per contest. Brooklyn McDavid follows with 15.6 points a game. Aneela Li is the third player putting up double-figure points with 14.7 and she tops the list in assists, dishing out a team-high 4.9.

UP NEXT FOR BYU

After the two home games, the Cougars take their final WCC road trip of the year heading to the Pacific Northwest. BYU is at Portland on Thursday, Feb. 14 and at Gonzaga on Saturday, Feb. 16.

TEAM COMPARISON

| BYU | CATEGORY | PAC |
|-----------|-------------|-----------|
| 17-6, 9-3 | W-L | 15-8, 8-4 |
| 7-3 | Last 10 | 6-4 |
| 2-3 | Last 5 | 3-2 |
| 67.6 | PPG | 73.1 |
| .415 | FG% | .417 |
| .318 | 3FG% | .321 |
| .694 | FT% | .748 |
| 38.1 | RPG | 38.0 |
| 15.5 | Assist/Game | 14.8 |
| 14.0 | TO/Game | 14.0 |
| 8.6 | Steals/Game | 10.0 |
| 4.0 | Blocks/Game | 2.8 |

NATIONAL RANKINGS

Associated Press Top 25
(February 4, 2019)

| Rank | School | Record |
|------|-------------------|--------|
| 1. | Baylor | (19-1) |
| 2. | Louisville | (21-1) |
| 3. | Oregon | (21-1) |
| 4. | Notre Dame | (21-2) |
| 5. | UConn | (19-2) |
| 6. | Mississippi State | (21-1) |
| 7. | Oregon State | (19-3) |
| 8. | Marquette | (19-3) |
| 9. | NC State | (21-1) |
| 10. | Maryland | (19-2) |
| 11. | Stanford | (18-3) |
| 12. | South Carolina | (16-5) |
| 13. | Gonzaga* | (21-2) |
| 14. | Texas | (18-4) |
| 15. | Syracuse | (17-4) |
| 16. | Iowa | (17-5) |
| 17. | Utah* | (18-3) |
| 18. | Texas A&M | (18-4) |
| 19. | Kentucky | (18-5) |
| 20. | Arizona State | (15-6) |
| 21. | Rutgers | (17-5) |
| 22. | Iowa State | (17-5) |
| 23. | Michigan State | (16-5) |
| 24. | Florida State | (19-3) |
| 25. | Miami | (19-5) |

Others receiving votes: South Dakota 17, North Carolina 13, UCF 10, Missouri 7, West Virginia 5, New Mexico 4, Drake 3, California 2, Minnesota 2, Rice 2, BYU* 1, Central Michigan 1

*Denotes BYU opponent

BYU STAT LEADERS

| CATEGORY | PLAYER |
|---------------------|---------------------|
| Scoring: 16.0 ppg | #2 Shaylee Gonzales |
| Rebounding: 5.8 rpg | #33 Jasmine Moody |
| Assists: 4.2 apg | #2 Shaylee Gonzales |
| Steals: 2.5 spg | #1 Brenna Chase |
| Blocks: 2.1 bpg | #22 Sara Hamson |

PACIFIC STAT LEADERS

| CATEGORY | PLAYER |
|---------------------|---------------------|
| Scoring: 16.6 ppg | #22 Valerie Higgins |
| Rebounding: 8.8 rpg | #22 Valerie Higgins |
| Assists: 4.9 apg | #21 Aneela Li |
| Steals: 3.3 spg | #22 Valerie Higgins |
| Blocks: 1.1 bpg | #22 Valerie Higgins |

CAREER HIGHLIGHTS

- ▶ Eleven 20-plus win seasons – most recent, in 2016-17; most wins – (28) 2013-14
- ▶ Eight NCAA tournament appearances – most recent, 2015-16; best finish – Sweet 16 (twice, 2013-14 and 2001-02)
- ▶ Five WNIT postseason tournament appearances – most recent, 2016-17, in 2012-13 advancing to Third Round. Best finish, Quarterfinal Round (Elite Eight) 2010-11
- ▶ Four conference coach of the year awards – 2015-16 WCC, 2010-11, 2006-07, 2005-06 - MWC
- ▶ Three conference regular season titles – WCC (2015-16); MWC (2005-06 and 2006-07)
- ▶ Three conference tournament crowns – WCC (2014-15), WCC (2011-12) MWC (2001-02)
- ▶ Coached six All-Americans – Morgan Bailey, Lexi Eaton Rydalch, Jennifer Hamson, Kristen Riley, Ambrosia Anderson, Erin Thorn
- ▶ Coached seven conference players of the year – Cassie Broadhead, Lexi Eaton Rydalch, Morgan Bailey, Jennifer Hamson, Kristen Riley, Dani Kubik Wright, Ambrosia Anderson,
- ▶ Coached four conference defensive player of the year – Sara Hamson, Kalani Purcell, Jennifer Hamson, Mindy Bonham
- ▶ Coached two conference sixth player of the year – Coriann Fraughton, Kristen Riley
- ▶ Has coached 51 all-conference players
- ▶ 94 players have garnered academic citations
- ▶ Has had two player named to the All-Freshman Team
- ▶ Four players have been named to the All-Defensive Team, while three others have been named Newcomer of the Year
- ▶ Nine players have been named to respective conference championships all-tournament team and two have picked up a tournament MVP award, most recent, Lexi Eaton in 2015 WCC Championships
- ▶ Became BYU's women's basketball all-time winningest coach with his 220th career win when the Cougars defeated Pepperdine, 80-56 on Jan. 12, 2012



HEAD COACH:
JEFF JUDKINS

YEARS AT BYU: Entering 18th Season
RECORD OVERALL/BYU: 384-182/same
2018-19 RECORD: 17-6, 9-3

Coaching Experience

- ▶ Assistant Coach (men) – University of Utah (1989-99)
- ▶ Assistant Coach (women) – BYU (2000-01)

Playing Career

- ▶ NBA with Boston Celtics, Portland Trailblazers, Detroit Pistons, Utah Jazz. Drafted in the second round by the Boston Celtics in 1978, the same year the Celtics selected Larry Bird with the sixth pick overall
- ▶ University of Utah – 1974-78 leading Utah to one conference championship and two berths in the NCAA tournament
- ▶ While at Utah was a second team Academic All-American, a three-time District VII academic selection and a three-time First Team All-WAC honoree
- ▶ Member of the 1977 United States World Games team that captured the gold medal

Education

University of Utah - Physical and Health Education bachelor's degree, 1978

Personal

- ▶ Married to Mary Kay
- ▶ Has five children and 13 grandchildren

| Year | CAREER RECORD | |
|----------------|-----------------------|--------------------|
| | Record | Postseason |
| 2001-02 | 24-9 | NCAA Sweet 16 |
| 2002-03 | 19-12 | NCAA 1st Round |
| 2003-04 | 15-14 | DNC |
| 2004-05 | 19-11 | WNIT 1st Round |
| 2005-06 | 26-6 | NCAA 2nd Round |
| 2006-07 | 23-10 | NCAA 1st Round |
| 2007-08 | 13-16 | DNC |
| 2008-09 | 18-11 | DNC |
| 2009-10 | 23-10 | WNIT Quarterfinals |
| 2010-11 | 25-9 | WNIT Third Round |
| 2011-12 | 26-7 | NCAA 1st Round |
| 2012-13 | 23-11 | WNIT Third Round |
| 2013-14 | 28-7 | NCAA Sweet 16 |
| 2014-15 | 23-10 | NCAA 1st Round |
| 2015-16 | 26-7 | NCAA 1st Round |
| 2016-17 | 20-12 | WNIT 1st Round |
| 2017-18 | 16-14 | DNC |
| Record: | 367-176 (.676) | |

| | |
|-------------------------------------|------|
| BYU leads at the half | 12-1 |
| Opponent leads at the half | 4-5 |
| Score is tied at the half | 1-0 |
| Games goes into overtime | 2-0 |
| BYU shoots 50% or better | 3-0 |
| Opponent shoots 50% or better | 0-0 |
| BYU makes 5 or more 3-pointers | 15-3 |
| Opponent makes 5 or more 3-pointers | 12-6 |
| BYU outrebounds opponent | 9-1 |
| Opponent outrebounds BYU | 7-4 |
| Rebounds are equal | 2-0 |
| BYU has 16 and under turnovers | 12-4 |
| Opponent has 16 and under turnovers | 7-4 |
| BYU has 17-20 turnovers | 5-2 |
| Opponent has 17-20 turnovers | 8-2 |
| BYU has more than 20 turnovers | 1-0 |
| Opponent has more than 20 turnovers | 1-0 |
| BYU dishes out more assists | 8-2 |
| Opponent dishes out more assists | 8-3 |
| Assists are equal | 1-1 |
| BYU has more blocks | 9-5 |
| Opponent has more blocks | 6-1 |
| Blocks are equal | 2-0 |
| BYU records more steals | 11-1 |
| Opponent records more steals | 2-4 |
| Steals are equal | 4-1 |
| Last five games | 3-2 |
| Longest win streak | 11-0 |
| In November | 6-2 |
| In December | 4-1 |
| In January | 7-1 |
| In February | 0-2 |
| In March | 0-0 |
| In April | 0-0 |
| Playing on Monday | 1-0 |
| Playing on Tuesday | 1-2 |
| Playing on Wednesday | 0-0 |
| Playing on Thursday | 4-2 |
| Playing on Friday | 3-0 |
| Playing on Saturday | 8-2 |

2018-19 BYU TEAM HIGHS

| | |
|--------------------|--|
| Points: | 83 vs. PEP, 01/03/19 |
| Rebounds: | 54 vs. UVU, 11/29/18 |
| 3-Pointers: | 11, three times, last vs. St. Mary's 1/12/19 |
| Assists: | 23 vs. EWU, 11/17/18 |
| Blocks: | 9, twice, last vs. USD, 1/26/19 |
| Steals: | 14 vs. EWU 11/17/18 |
| FG Percentage: | 52.8 vs. EWU 11/17/18 |
| 3-PTFG Percentage: | 500 vs. St. Mary's 1/12/19 |
| FT Percentage: | 1.000 vs. EWU 11/17/18 |

BYU in NCAA Rankings - (as of 2/05/19)

TEAM

- No. 39 in win/loss percentage
- No. 48 in total assists
- No. 54 in assist/turnover ratio
- No. 54 in blocked shots
- No. 77 in blocked shots per game

PLAYER

- B. Chase ranks No. 14 in total minutes played
- B. Chase ranks No. 30 in minutes played per game
- B. Chase ranks No. 38 in total steals
- B. Chase ranks No. 39 in steals per game
- B. Chase ranks No. 54 in total 3-pointers made
- S. Hamson ranks No. 35 in total blocked shots
- S. Hamson ranks No. 54 in blocked shots per game

POINTS

| | |
|-------------------|-----------------------------------|
| (29) | S. Gonzales vs. CSU (12/15) |
| (25) | P. Johnson at St. Mary's (1/12) |
| (24), twice, last | P. Johnson at Pacific (1/10) |
| (24) | S. Gonzales at Pacific (1/10) |
| (23) | B. Chase vs. Pepperdine (1/03) |
| (23) | S. Gonzales vs. UVU (11/29) |
| (22), twice, last | S. Gonzales vs. Pepperdine (1/03) |
| (20), twice, last | S. Gonzales at St. Mary's (1/12) |
| (20), twice, last | P. Johnson vs. SMC (02/07) |
| (19) | S. Gonzales vs. USF (12/31) |
| (19) | S. Salmon vs. Cal Baptist (11/20) |
| (18), twice, last | B. Chase vs. TCU (11/23) |
| (18) | P. Johnson vs. UCRiverside (11/9) |

(18+)

REBOUNDS

| | |
|-------------------|------------------------------------|
| (12) | J. Moody vs. San Diego (1/26) |
| (12) | P. Johnson vs. UC Riverside (11/9) |
| (11) | S. Hamson at LMU (01/29) |
| (10) | S. Salmon vs. UVU (11/24) |
| (10), twice, last | S. Gonzales vs. USF (11/24) |
| (10), twice, last | J. Moody vs. Gonzaga (1/17) |
| (10) | S. Hamson vs. Pepperdine (1/03) |
| (9) | S. Gonzales at Pacific (1/10) |
| (9) | J. Moody at Pacific (1/10) |
| (9), twice, last | S. Salmon vs. Utah State (11/20) |
| (8) | S. Hamson vs. TCU (11/23) |
| (8) | J. Moody vs. UC Riverside (11/9) |
| (7), twice, last | B. Ugwu vs. SMC (02/07) |
| (7), twice, last | J. Moody vs. SMC (02/07) |
| (7), twice, last | S. Salmon vs. No. Colorado (12/21) |
| (7) | M. Albiero vs. UC Riverside (11/9) |
| (7) | P. Johnson vs. No. 23 Cal (11/13) |
| (7), twice last | S. Gonzales at Pepperdine (02/02) |

(7+)

3-POINTERS

| | |
|------------------------|-------------------------------------|
| (5), twice, last | B. Chase vs. Pepperdine (1/03) |
| (4), three times, last | B. Chase at St. Mary's (1/12) |
| (4) | P. Johnson at St. Mary's (1/12) |
| (3) | C. Alldredge vs. St. Mary's (02/07) |
| (3), four, last | S. Gonzales vs. USF (12/31) |
| (3), three times, last | B. Chase vs. Portland (1/19) |
| (3) | P. Johnson vs. UCRiverside (11/9) |
| (3) | M. Albiero vs. Portland (1/19) |

(3+)

ASSISTS

| | |
|------------------------|-------------------------------------|
| (10) | B. Chase vs. EWU (11/17) |
| (10) | S. Gonzales vs. Portland (1/17) |
| (8) | S. Gonzales vs. Cal Baptist (11/24) |
| (7), three, last | B. Chase vs. Pepperdine (1/03) |
| (7), twice, last | S. Gonzales vs. LMU (1/05) |
| (6) | B. Chase vs. St. Mary's (02/07) |
| (6) | S. Gonzales vs. SUU (11/27) |
| (6), three, last | P. Johnson at LMU (01/29) |
| (5), three times, last | S. Gonzales vs. St. Mary's (1/12) |
| (5), three, last | B. Chase at LMU (01/29) |
| (5) | M. Albiero vs. San Diego (1/26) |

(5+)

STEALS

| | |
|------------------|--------------------------------------|
| (5) | S. Gonzales vs. San Diego (1/26) |
| (5) | P. Johnson vs. No. Colorado (12/21) |
| (5), three, last | B. Chase at Pacific (1/10) |
| (4), twice, last | B. Chase vs. San Diego (1/26) |
| (4), twice, last | S. Gonzales vs. No. Colorado (12/21) |
| (4) | P. Johnson vs. No. 23 Cal (11/13) |

(4+)

BLOCKS

| | |
|-----------------|---------------------------------|
| (7) | S. Hamson vs. San Diego (1/26) |
| (5) | S. Hamson vs. Pepperdine (1/03) |
| (4), four, last | S. Hamson at LMU (01/29) |
| (3) | S. Salmon vs. Portland (1/19) |
| (3) | S. Hamson vs. Portland (1/19) |

(3+)

CURRENT WCC STANDINGS as of 02/08/19

2018-19 WCC STATS as of 02/05/19

| Place | Team | WCC | Pct. | Overall | Pct. |
|-------|------------------|------|------|---------|------|
| 1 | GONZAGA | 10-1 | .909 | 21-2 | .913 |
| 2 | BYU | 9-3 | .750 | 17-6 | .739 |
| 3 | PACIFIC | 8-4 | .667 | 15-7 | .682 |
| 3 | ST. MARY'S | 8-4 | .667 | 15-8 | .652 |
| 3 | PEPPERDINE | 8-4 | .667 | 14-8 | .636 |
| 6 | LOYOLA MARYMOUNT | 7-5 | .583 | 14-10 | .583 |
| 7 | SANTA CLARA | 3-8 | .273 | 10-12 | .455 |
| 8 | PORTLAND | 2-9 | .182 | 10-12 | .455 |
| 8 | SAN FRANCISCO | 2-9 | .182 | 6-16 | .273 |
| 10 | SAN DIEGO | 1-11 | .083 | 8-15 | .348 |

PRESEASON WCC COACHES' POLL

| Place | Team (1st Place Votes) | Pts. | Overall | Conf. | 2017 Finish |
|-------|------------------------|------|---------|-------|-------------|
| 1 | GONZAGA (7) | 79 | 27-6 | 17-1 | 1st |
| 2 | SAINT MARY'S (2) | 73 | 20-11 | 13-5 | 2nd |
| 3 | BYU (1) | 66 | 16-14 | 11-7 | 3rdT |
| 4 | LMU | 52 | 19-11 | 11-7 | 3rdT |
| 5 | SAN DIEGO | 49 | 17-15 | 8-10 | 6th |
| 6 | SANTA CLARA | 35 | 9-21 | 5-13 | 9th |
| 7 | PACIFIC | 32 | 15-17 | 7-11 | 7th |
| 8 | SAN FRANCISCO | 31 | 16-15 | 10-8 | 5th |
| 9 | PEPPERDINE | 24 | 10-20 | 5-13 | 8th |
| 10 | PORTLAND | 9 | 7-23 | 3-15 | 10th |

PRESEASON ALL WCC TEAM

| Player | Team | Year | Position |
|-------------------------|--------------|------------|---------------|
| Brenna Chase | BYU | Jr. | Guard |
| Gabby Green | LMU | Sr. | Guard |
| Sara Hamson | BYU | So. | Center |
| Megan McKay | SMC | Sr. | Forward |
| Myah Pace | San Diego | So. | Guard |
| Sydney Raggio | Saint Mary's | Sr. | Forward |
| Zykeria Rice | Gonzaga | Sr. | Forward |
| Yasmine Robinson-Bacote | Pepperdine | Sr. | Forward |
| Chandler Smith | Gonzaga | Sr. | Guard |
| Laura Stockton | Gonzaga | Sr. | Guard |

WCC Players of the Week Honors - 2018-19

Shaylee Gonzales - Dec. 17, 2018
 Paisley Johnson - Jan. 14, 2019

| BYU Team Stats | All Games | WCC Games |
|-------------------------------|------------|-------------|
| SCORING OFFENSE | 7th (67.2) | T6th (67.9) |
| SCORING DEFENSE | 2nd (62.0) | 2nd (62.5) |
| SCORING MARGIN | 3rd (+5.2) | 3rd (+5.5) |
| FREE THROW PERCENTAGE | 7th (.696) | 8th (.691) |
| FIELD GOAL PERCENTAGE | 6th (.414) | 3rd (.425) |
| FIELD GOAL PERCENTAGE DEFENSE | 2nd (.378) | 2nd (.388) |
| 3-POINT FIELD GOAL PERCENTAGE | 5th (.318) | 5th (.335) |
| 3-POINT FG PERCENTAGE DEFENSE | 4th (.318) | 2nd (.285) |
| REBOUNDING OFFENSE | 4th (38.4) | 5th (36.2) |
| REBOUNDING DEFENSE | 7th (37.4) | 4th (36.3) |
| BLOCKED SHOTS | 2nd (4.1) | 1st (4.8) |
| ASSISTS | 3rd (15.4) | 4th (15.2) |
| STEALS | 4th (8.5) | 6th (8.2) |
| TURNOVER MARGIN | 4th (+2.2) | 4th (+1.8) |
| ASSIST/TURNOVER RATIO | 2nd (1.1) | 4th (1.0) |
| OFFENSIVE REBOUNDS | 6th (12.6) | 6th (11.5) |
| DEFENSIVE REBOUNDS | 2nd (25.8) | 6th (24.7) |
| 3-POINT FIELD GOALS MADE | 3rd (6.4) | 5th (6.4) |

| BYU Individual Stats | All Games | WCC Games |
|----------------------|--------------------|--------------------|
| SCORING | Gonzales 3rd/16.2 | Johnson 8th/15.4 |
| SCORING | Johnson 11th/14.0 | Gonzales 10th/15.2 |
| SCORING | Chase 15th/11.9 | Chase 18th/11.5 |
| REBOUNDING | Moody 16th/5.7 | Moody 13th/7.2 |
| REBOUNDING | Hamson 17th/5.6 | Hamson 14th/6.5 |
| | Gonzales 19th/5.4 | Gonzales 17th/5.7 |
| FIELD GOAL PCT | N/A | N/A |
| ASSISTS | Gonzales 6th/4.2 | Gonzales 8th/4.3 |
| ASSISTS | Chase 7th/4.0 | Chase 9th/3.8 |
| FREE THROW PCT | N/A | Gonzales 9th/.793 |
| FREE THROW PCT | Johnson 8th/.758 | Johnson 12th/.767 |
| FREE THROW PCT | Gonzales 12th/.737 | Moody 15th/.735 |
| STEALS | Chase 3rd/2.6 | Chase 3rd/2.6 |
| STEALS | Gonzales 4th/2.2 | Gonzales 7th/2.1 |
| STEALS | Johnson 14th/1.4 | N/A |
| 3-POINT FG PCT | N/A | Johnson T15th/.326 |
| 3-POINT FG Made | Chase 1st/2.5 | Chase 1st/2.6 |
| 3-POINT FG Made | Gonzales 12th/1.5 | N/A |
| 3-POINT FG Made | Johnson 15th/1.4 | N/A |
| BLOCKED SHOTS | Hamson 2nd/2.2 | Hamson 1st/2.6 |
| | Salmon 10th/0.6 | Salmon 8th/0.8 |
| | Chase 15th/0.5 | N/A |
| ASSIST/TURN RATIO | Chase 5th/1.8 | Chase 4th/1.9 |
| ASSIST/TURN RATIO | Gonzales 7th/1.6 | Gonzales 8th/1.6 |
| OFFENSIVE REBOUNDS | Hamson 9th/2.4 | Hamson 8th/2.5 |
| OFFENSIVE REBOUNDS | N/A | Moody 13th/2.1 |
| DEFENSIVE REBOUNDS | Moody 15th/4.1 | Moody T11th/4.5 |
| | N/A | Gonzales T14th/4.2 |
| MINUTES PLAYED | Chase 1st/36.6 | Chase 1st/36.5 |
| MINUTES PLAYED | Gonzales 3rd/34.7 | Gonzales 2nd/35.9 |
| MINUTES PLAYED | Johnson 5th/34.1 | Johnson 9th/34.3 |

#1 | BRENNA CHASE | G | 5-9 | JR. | THORNTON, COLO | BROOMFIELD HS

In 2018-19

- ▶ Scored 9 points and dished out a game-high 6 assists vs. SMC, 2 rebounds, one steal, shot 4 of 9 from the field
- ▶ 14 points vs. Gonzaga, game highs in assists (4) and in steals (3) ... shot 6 of 12 from the field
- ▶ Season-best 23 points vs. Pepperdine, tied for game highs in assists (7), went 5 of 11 from behind the arc
- ▶ Team-high 17 points at Utah, 3 assists, two steals, went 4 of 8 from behind the arc, 4 rebounds
- ▶ Picked up first career double-double from a team-best 17 points and a game-high 10 assists vs. EWU, the 10 assists are new career highs

2017-18 Highlights

- ▶ Named to the 2017-18 WCC Women's Basketball First Team
- ▶ 24 games with double figures in points, including five with 20-plus points
- ▶ Scored at least three 3-pointers in 11 games on the year, finishing with a total of 69 treys
- ▶ Averaged 13.5 points, 2.2 rebounds, 3.0 assists and 2.4 steals per game while starting in every game
- ▶ Was second leading scorer, ranked second in assists and minutes played and was the team's steals leader with a 2.4 average
- ▶ Shot .387 (147-380) from the field, .313 (42-134) from 3-point land and .652 (43-66) from the free-throw line
- ▶ In the WCC, ended the year ranked first in 3-point field goals made, third in steals, fifth in assist/turnover ratio, seventh in minutes played, 10th in scoring and 14th in assists

Personal

- ▶ Parents are Andrew and Susie Chase
- ▶ Has two sisters
- ▶ Born in Colorado
- ▶ Majoring in Exercise and Wellness



2018-19 SEASON HIGHS

| | |
|-----|--------------------------------------|
| PTS | 23, vs. PEP – 01/03/19 |
| REB | 6, @ SMC – 1/12/19 |
| AST | 10, vs. EWU – 11/17/18 |
| STL | 5, three, last at Pacific – 01/10/19 |
| BLK | 2, at USU – 11/20/18 |
| FGM | 9, vs. PEP – 01/03/19 |
| FGA | 21, vs. UC Riverside – 11/9/18 |
| 3PM | 5, twice, last vs. PEP – 01/03/19 |
| 3PA | 12, vs. LMU – 01/05/19 |
| FTM | 3, @ UTAH – 12/8/18 |
| FTA | 4, @ UTAH – 12/8/18 |

CHASE GAME BY GAME STATS

| Opponent | Date | gs | min | Total | | 3-Pointers | | Free throws | | Rebounds | | | | pf | a | t/o | blk | stl | pts | avg | |
|-----------------------|----------|----|-----|--------|--------|------------|--------|-------------|-------|----------|-----|-----|-----|-----|----|-----|-----|-----|------|------|------|
| | | | | fg-aga | pct | 3fg-aga | pct | ft-fta | pct | off | def | tot | avg | | | | | | | | |
| UC RIVERSIDE | 11/09/18 | * | 45 | 7-21 | .333 | 2-10 | .200 | 2-2 | 1.000 | 0 | 4 | 4 | 4.0 | 4 | 7 | 4 | 0 | 1 | 18 | 18.0 | |
| CALIFORNIA | 11/13/18 | * | 37 | 3-14 | .214 | 2-9 | .222 | 0-0 | .000 | 1 | 0 | 1 | 2.5 | 3 | 5 | 2 | 1 | 1 | 8 | 13.0 | |
| EASTERN WASH. | 11/17/18 | * | 39 | 6-12 | .500 | 5-8 | .625 | 0-0 | .000 | 0 | 2 | 2 | 2.3 | 2 | 10 | 2 | 0 | 5 | 17 | 14.3 | |
| at Utah State | 11/20/18 | * | 44 | 5-14 | .357 | 3-6 | .500 | 0-0 | .000 | 0 | 3 | 3 | 2.5 | 1 | 3 | 2 | 2 | 3 | 13 | 14.0 | |
| vs TCU | 11-23-18 | * | 38 | 7-17 | .412 | 3-11 | .273 | 1-2 | .500 | 1 | 1 | 2 | 2.4 | 1 | 2 | 1 | 0 | 5 | 18 | 14.8 | |
| vs California Baptist | 11-24-18 | * | 35 | 2-11 | .182 | 2-9 | .222 | 5-6 | .833 | 0 | 2 | 2 | 2.3 | 3 | 4 | 1 | 0 | 3 | 11 | 14.2 | |
| at Southern Utah | 11/27/18 | * | 36 | 6-13 | .462 | 2-6 | .333 | 0-0 | .000 | 0 | 4 | 4 | 2.6 | 3 | 0 | 4 | 1 | 2 | 14 | 14.1 | |
| at Utah Valley | 11/29/18 | * | 28 | 1-9 | .111 | 0-7 | .000 | 2-2 | 1.000 | 1 | 2 | 3 | 2.6 | 2 | 7 | 2 | 0 | 3 | 4 | 12.9 | |
| at Utah | 12/08/18 | * | 36 | 5-15 | .333 | 4-8 | .500 | 3-4 | .750 | 0 | 4 | 4 | 2.8 | 1 | 3 | 1 | 0 | 2 | 17 | 13.3 | |
| COLORADO ST. | 12/15/18 | * | 31 | 0-8 | .000 | 0-7 | .000 | 0-0 | .000 | 0 | 2 | 2 | 2.7 | 1 | 2 | 6 | 2 | 2 | 0 | 12.0 | |
| NORTHERN COLO. | 12/21/18 | * | 35 | 6-14 | .429 | 3-8 | .375 | 0-0 | .000 | 0 | 1 | 1 | 2.5 | 1 | 3 | 1 | 0 | 1 | 15 | 12.3 | |
| at Santa Clara | 12/29/18 | * | 35 | 3-8 | .375 | 2-6 | .333 | 2-4 | .500 | 0 | 3 | 3 | 2.6 | 3 | 4 | 2 | 0 | 2 | 10 | 12.1 | |
| at San Francisco | 12/31/18 | * | 38 | 4-11 | .364 | 3-8 | .375 | 2-4 | .500 | 1 | 4 | 5 | 2.8 | 1 | 5 | 0 | 1 | 3 | 13 | 12.2 | |
| PEPPERDINE | 01/03/19 | * | 37 | 9-16 | .563 | 5-11 | .455 | 0-2 | .000 | 0 | 2 | 2 | 2.7 | 2 | 7 | 2 | 0 | 2 | 23 | 12.9 | |
| LOYOLA MARYMOUNT | 01/05/19 | * | 40 | 5-18 | .278 | 4-12 | .333 | 0-0 | .000 | 1 | 0 | 1 | 2.6 | 1 | 4 | 4 | 0 | 4 | 14 | 13.0 | |
| at Pacific | 1/10/19 | * | 35 | 2-8 | .250 | 1-4 | .250 | 0-0 | .000 | 0 | 1 | 1 | 2.5 | 3 | 2 | 3 | 0 | 5 | 5 | 12.5 | |
| at Saint Mary's (CA) | 1/12/19 | * | 36 | 4-11 | .364 | 4-9 | .444 | 0-0 | .000 | 0 | 6 | 6 | 2.7 | 1 | 3 | 1 | 1 | 1 | 12 | 12.5 | |
| GONZAGA | 01/17/19 | * | 39 | 6-12 | .500 | 1-6 | .167 | 1-2 | .500 | 0 | 1 | 1 | 2.6 | 2 | 4 | 3 | 0 | 3 | 14 | 12.6 | |
| PORTLAND | 01/19/19 | * | 35 | 5-11 | .455 | 3-8 | .375 | 0-0 | .000 | 0 | 3 | 3 | 2.6 | 1 | 3 | 2 | 1 | 2 | 13 | 12.6 | |
| at San Diego | 1/26/19 | * | 40 | 3-16 | .188 | 2-9 | .222 | 0-0 | .000 | 1 | 2 | 3 | 2.7 | 1 | 3 | 1 | 0 | 4 | 8 | 12.4 | |
| at LMU | 1/31/19 | * | 36 | 3-8 | .375 | 2-5 | .400 | 0-0 | .000 | 0 | 5 | 5 | 2.8 | 5 | 5 | 2 | 0 | 3 | 8 | 12.1 | |
| at Pepperdine | 02/02/19 | * | 31 | 2-5 | .400 | 2-4 | .500 | 1-2 | .500 | 0 | 5 | 5 | 2.9 | 0 | 2 | 2 | 0 | 7 | 11.9 | | |
| SAINT MARY'S (CA) | 02/07/19 | * | 33 | 4-9 | .444 | 1-5 | .200 | 0-0 | .000 | 0 | 2 | 2 | 2.8 | 2 | 6 | 1 | 0 | 1 | 9 | 11.8 | |
| Totals | | | 23 | 839 | 98-281 | .349 | 56-176 | .318 | 19-30 | .633 | 6 | 59 | 65 | 2.8 | 44 | 94 | 49 | 11 | 58 | 271 | 11.8 |

Games played: 23
 Minutes/game: 36.5
 Points/game: 11.8
 FG Pct: 34.9
 3FG Pct: 31.8
 FT Pct: 63.3

Rebounds/game: 2.8
 Assists/game: 4.1
 Turnovers/game: 2.1
 Assist/turnover ratio: 1.9
 Steals/game: 2.5
 Blocks/game: 0.5

CAREER HIGHS

| | |
|-----|-------------------------------------|
| PTS | 25, at SCU – 2/8/18 |
| REB | 7, vs. SCU – 1/13/18 |
| AST | 10, vs. EWU – 11/17/18 |
| STL | 5, five, last at Pacific – 01/10/19 |
| BLK | 2, five, last @ USU – 11/20/18 |
| FGM | 10, at SCU – 2/8/18 |
| FGA | 24, at USF – 2/10/18 |
| 3PM | 5, four, last vs. PEP – 01/03/19 |
| 3PA | 12, twice, last vs. LMU – 1/5/19 |
| FTM | 7, vs. UGA – 11/25/17 |
| FTA | 8, vs. UGA – 11/25/17 |

MISCELLANEOUS

| | 18-19 | Career |
|-------------------|-------|--------|
| Double-Figure PTS | 14 | 40 |
| 20-plus Pts | 1 | 6 |
| Double-Doubles | 1 | 1 |
| 3-plus AST | 18 | 41 |
| 3-plus STL | 11 | 25 |
| 3-plus 3-point FG | 9 | 21 |
| Scoring Leader | 6 | 9 |
| Rebound Leader | 1 | 1 |
| Assist Leader | 10 | 18 |

CHASE CAREER STATISTICS (ALL GAMES)

| Year | GP | GS | Min | Avg | FG | FGA | Pct | 3FG | FGA | Pct | FT | FTA | Pct | Off | Def | TR | Avg | PF | FO | A | TO | Blk | Stl | Pts | Avg |
|---------|----|----|------|------|-----|-----|------|-----|-----|------|----|-----|------|-----|-----|-----|-----|-----|----|-----|-----|-----|-----|-----|------|
| 2016-17 | 32 | 0 | 443 | 13.8 | 44 | 125 | .352 | 22 | 78 | .282 | 11 | 16 | .688 | 6 | 16 | 22 | 0.7 | 33 | 0 | 41 | 24 | 4 | 26 | 121 | 3.8 |
| 2017-18 | 30 | 30 | 1016 | 33.9 | 147 | 380 | .387 | 69 | 209 | .330 | 43 | 66 | .652 | 11 | 56 | 67 | 2.2 | 77 | 3 | 91 | 51 | 16 | 71 | 406 | 13.5 |
| 2018-19 | 23 | 23 | 839 | 36.5 | 98 | 281 | .349 | 56 | 176 | .318 | 19 | 30 | .633 | 6 | 59 | 65 | 2.8 | 44 | 1 | 94 | 49 | 11 | 58 | 271 | 11.8 |
| TOTAL | 85 | 53 | 2298 | 27.0 | 289 | 786 | .368 | 147 | 463 | .318 | 73 | 112 | .652 | 23 | 131 | 154 | 1.8 | 154 | 4 | 226 | 124 | 31 | 155 | 798 | 9.4 |

CHASE CAREER STATISTICS (CONFERENCE GAMES)

| Year | GP | GS | Min | Avg | FG | FGA | Pct | 3FG | FGA | Pct | FT | FTA | Pct | Off | Def | TR | Avg | PF | FO | A | TO | Blk | Stl | Pts | Avg |
|---------|----|----|------|------|-----|-----|------|-----|-----|------|----|-----|------|-----|-----|----|-----|----|----|-----|----|-----|-----|-----|------|
| 2016-17 | 18 | 0 | 276 | 15.3 | 28 | 72 | .389 | 17 | 47 | .362 | 6 | 8 | .750 | 5 | 11 | 16 | 0.9 | 23 | 0 | 25 | 16 | 4 | 17 | 79 | 4.4 |
| 2017-18 | 18 | 18 | 620 | 34.4 | 97 | 246 | .394 | 44 | 131 | .336 | 18 | 31 | .581 | 7 | 36 | 43 | 2.4 | 50 | 2 | 59 | 28 | 8 | 44 | 256 | 14.2 |
| 2018-19 | 11 | 11 | 402 | 36.5 | 46 | 124 | .371 | 29 | 82 | .354 | 6 | 14 | .429 | 3 | 32 | 35 | 3.2 | 20 | 1 | 42 | 22 | 5 | 29 | 127 | 11.5 |
| TOTAL | 45 | 27 | 1258 | 28.0 | 166 | 429 | .387 | 86 | 251 | .343 | 29 | 51 | .569 | 15 | 69 | 84 | 1.9 | 88 | 2 | 119 | 61 | 15 | 87 | 447 | 9.9 |

#3 | SHALAE SALMON | C | 6-3 | JR. | PORIRUA, NEW ZEALAND | WELLINGTON GIRLS CO. HS

In 2018-19

- ▶ Team-best 13 points at Pepperdine, shot 6 of 12 from the field, 6 rebounds, 2 assists
- ▶ Scored 3 points vs. Gonzaga, 1 rebound, went 1 of 2 from the field and 1 of 3 from the free-throw line
- ▶ Team-best 4 assists at Pacific, 6 points, 2 rebounds, went 3 for 3 from the field
- ▶ Pulled down game-best 10 rebounds @ UVU, tallied 7 points going 3 of 6 from the field
- ▶ Career-high 19 pts, 7 rbs, vs. CBU @ SDSU Thanksgiving Classic, shot 8 of 15 from the field, 3 of 4 from free throw line
- ▶ Picked up a career-high 14 points vs. EWU, grabbed 3 rebounds, was perfect 4 of 4 from the free throw line



2017-18 Highlights

- ▶ Recorded four games with double digit points and had one double-double
- ▶ Played in all games, starting in the first 13 while averaging 4.8 points and 5.4 rebounds
- ▶ Had two games with at least three assists and three games with at least three blocks
- ▶ Ended the season ranked second on the team in blocks with a 0.93 average; 2nd in rebounds with 5.4 average
- ▶ In the WCC ranked seventh in blocked shots and tied for 19th place in rebounding
- ▶ Shot .474 (65-137) from the field and .378 (14-37) from the free-throw line

Personal

- ▶ Parents are Melody and Jason Salmon
- ▶ Born in Auckland, New Zealand
- ▶ Has two sisters and two brothers
- ▶ Majoring in Public Health with a minor in business

SALMON GAME BY GAME STATS

| Opponent | Date | gs | min | Total | | 3-Pointers | | Free throws | | Rebounds | | | | pf | a | t/o | blk | stl | pts | avg | |
|-----------------------|----------|----|-----|--------|--------|------------|------|-------------|-------|----------|-----|-----|-----|-----|----|-----|-----|-----|-----|-----|-----|
| | | | | fg-fga | pct | 3fg-fga | pct | ft-fa | pct | off | def | tot | avg | | | | | | | | |
| UC RIVERSIDE | 11/09/18 | * | 42 | 2-8 | .250 | 0-0 | .000 | 0-4 | .000 | 4 | 5 | 9 | 9.0 | 4 | 2 | 2 | 0 | 1 | 4 | 4.0 | |
| CALIFORNIA | 11/13/18 | * | 19 | 1-4 | .250 | 0-0 | .000 | 0-0 | .000 | 1 | 5 | 6 | 7.5 | 5 | 2 | 0 | 0 | 0 | 2 | 3.0 | |
| EASTERN WASH. | 11/17/18 | * | 30 | 5-8 | .625 | 0-0 | .000 | 4-4 | 1.000 | 0 | 3 | 3 | 6.0 | 2 | 0 | 2 | 1 | 0 | 14 | 6.7 | |
| at Utah State | 11/20/18 | * | 37 | 3-9 | .333 | 0-0 | .000 | 1-2 | .500 | 4 | 5 | 9 | 6.8 | 1 | 1 | 6 | 1 | 0 | 7 | 6.8 | |
| vs TCU | 11-23-18 | * | 22 | 4-6 | .667 | 0-0 | .000 | 0-0 | .000 | 1 | 4 | 5 | 6.4 | 5 | 1 | 3 | 1 | 0 | 8 | 7.0 | |
| vs California Baptist | 11-24-18 | * | 30 | 8-15 | .533 | 0-0 | .000 | 3-4 | .750 | 1 | 6 | 7 | 6.5 | 3 | 1 | 3 | 0 | 0 | 19 | 9.0 | |
| at Southern Utah | 11/27/18 | * | 27 | 4-13 | .308 | 0-0 | .000 | 2-2 | 1.000 | 1 | 4 | 5 | 6.3 | 3 | 0 | 2 | 0 | 0 | 10 | 9.1 | |
| at Utah Valley | 11/29/18 | * | 17 | 3-6 | .500 | 0-0 | .000 | 1-2 | .500 | 4 | 6 | 10 | 6.8 | 2 | 0 | 0 | 0 | 0 | 7 | 8.9 | |
| at Utah | 12/08/18 | * | 20 | 3-5 | .600 | 0-0 | .000 | 0-0 | .000 | 2 | 0 | 2 | 6.2 | 2 | 0 | 2 | 1 | 1 | 6 | 8.6 | |
| COLORADO ST. | 12/15/18 | * | 22 | 0-3 | .000 | 0-0 | .000 | 0-0 | .000 | 2 | 2 | 4 | 6.0 | 1 | 1 | 0 | 0 | 0 | 7.7 | | |
| NORTHERN COLO. | 12/21/18 | * | 20 | 2-5 | .400 | 0-0 | .000 | 0-0 | .000 | 2 | 5 | 7 | 6.1 | 2 | 0 | 2 | 0 | 0 | 4 | 7.4 | |
| at Santa Clara | 12/29/18 | * | 24 | 3-6 | .500 | 0-0 | .000 | 0-2 | .000 | 2 | 4 | 6 | 6.1 | 2 | 0 | 2 | 1 | 2 | 6 | 7.3 | |
| at San Francisco | 12/31/18 | * | 14 | 2-3 | .667 | 0-0 | .000 | 1-3 | .333 | 1 | 0 | 1 | 5.7 | 5 | 0 | 2 | 1 | 0 | 5 | 7.1 | |
| PEPPERDINE | 01/03/19 | * | 9 | 1-2 | .500 | 0-0 | .000 | 0-0 | .000 | 0 | 1 | 1 | 5.4 | 5 | 0 | 1 | 1 | 0 | 2 | 6.7 | |
| LOYOLA MARYMOUNT | 01/05/19 | * | 23 | 4-4 | 1.000 | 0-0 | .000 | 0-0 | .000 | 4 | 1 | 5 | 5.3 | 2 | 1 | 5 | 1 | 0 | 8 | 6.8 | |
| at Pacific | 1/10/19 | * | 15 | 3-3 | 1.000 | 0-0 | .000 | 0-0 | .000 | 0 | 2 | 2 | 5.1 | 5 | 4 | 2 | 0 | 0 | 6 | 6.8 | |
| at Saint Mary's (CA) | 1/12/19 | * | 19 | 2-6 | .333 | 0-0 | .000 | 0-0 | .000 | 0 | 2 | 2 | 4.9 | 2 | 0 | 1 | 1 | 0 | 4 | 6.6 | |
| GONZAGA | 01/17/19 | * | 16 | 1-2 | .500 | 0-0 | .000 | 1-3 | .333 | 1 | 0 | 1 | 4.7 | 3 | 0 | 1 | 0 | 0 | 3 | 6.4 | |
| PORTLAND | 01/19/19 | * | 12 | 1-1 | 1.000 | 0-0 | .000 | 0-0 | .000 | 2 | 1 | 3 | 4.6 | 2 | 1 | 3 | 3 | 0 | 2 | 6.2 | |
| at San Diego | 1/26/19 | * | 21 | 4-5 | .800 | 0-0 | .000 | 0-2 | .000 | 0 | 6 | 6 | 4.7 | 1 | 0 | 3 | 1 | 0 | 8 | 6.3 | |
| at LMU | 1/31/19 | * | 15 | 2-4 | .500 | 0-0 | .000 | 0-0 | .000 | 1 | 3 | 4 | 4.7 | 2 | 1 | 1 | 0 | 0 | 4 | 6.1 | |
| at Pepperdine | 02/02/19 | * | 22 | 6-12 | .500 | 0-0 | .000 | 1-2 | .500 | 2 | 4 | 6 | 4.7 | 1 | 2 | 2 | 0 | 0 | 13 | 6.5 | |
| Totals | | | 22 | 476 | 64-130 | .492 | 0-0 | .000 | 14-30 | .467 | 35 | 69 | 104 | 4.7 | 60 | 17 | 45 | 13 | 4 | 142 | 6.5 |

Games played: 22
 Minutes/game: 21.6
 Points/game: 6.5
 FG Pct: 49.2
 FT Pct: 46.7

Rebounds/game: 4.7
 Assists/game: 0.8
 Turnovers/game: 2.0
 Assist/turnover ratio: 0.4
 Steals/game: 0.2
 Blocks/game: 0.6

2017-18 SEASON HIGHS

| | |
|-----|-----------------------------------|
| PTS | 19, vs. CBU – 11/24/18 |
| REB | 10, @ UVU – 11/29/18 |
| AST | 4, at Pacific – 01/10/19 |
| STL | |
| BLK | 3, vs. Portland – 1/19/19 |
| FGM | 8, vs. CBU – 11/24/18 |
| FGA | 15, vs. CBU – 11/24/18 |
| 3PM | |
| 3PA | |
| FTM | 4, twice, last vs. EWU – 11/17/18 |
| FTA | 4, three, last vs. CBU – 11/24/18 |

CAREER HIGHS

| | |
|-----|--------------------------------------|
| PTS | 19, vs. CBU – 11/24/18 |
| REB | 17, vs. SUU – 11/10/17 |
| AST | 3, three, last vs. POR – 2/22/18 |
| STL | 3, vs. SUU – 11/10/17 |
| BLK | 3, four, last vs. Portland – 1/19/19 |
| FGM | 8, vs. CBU – 11/24/18 |
| FGA | 15, vs. CBU – 11/24/18 |
| 3PM | -- |
| 3PA | -- |
| FTM | 4, twice, last vs. EWU – 11/17/18 |
| FTA | 4, four, last vs. CBU – 11/24/18 |

MISCELLANEOUS

| | 18-19 | Career |
|-------------------|-------|--------|
| Double-Figure PTS | 4 | 8 |
| 20-plus Pts | | -- |
| Double-Doubles | | 1 |
| 3-plus AST | 1 | 4 |
| 3-plus STL | | 1 |
| 3-plus 3-point FG | | -- |
| Scoring Leader | 1 | 1 |
| Rebound Leader | 3 | 10 |
| Assist Leader | 1 | 1 |

SALMON CAREER STATISTICS (ALL GAMES)

| Year | GP | GS | Min | Avg | FG | FGA | Pct | 3FG | FGA | Pct | FT | FTA | Pct | Off | Def | TR | Avg | PF | FO | A | TO | Blk | Stl | Pts | Avg |
|--------------|-----------|-----------|-------------|-------------|------------|------------|-------------|----------|----------|-------------|-----------|-----------|-------------|------------|------------|------------|------------|------------|-----------|-----------|------------|-----------|-----------|------------|------------|
| 2016-17 | 27 | 9 | 277 | 10.3 | 25 | 62 | .403 | 0 | 0 | .000 | 5 | 14 | .357 | 20 | 34 | 54 | 2.0 | 42 | 1 | 14 | 22 | 15 | 9 | 55 | 2.0 |
| 2017-18 | 30 | 13 | 526 | 17.5 | 65 | 137 | .474 | 0 | 0 | .000 | 14 | 37 | .378 | 54 | 108 | 162 | 5.4 | 81 | 5 | 24 | 55 | 28 | 17 | 144 | 4.8 |
| 2018-19 | 22 | 22 | 476 | 21.6 | 64 | 130 | .492 | 0 | 0 | .000 | 14 | 30 | .467 | 35 | 69 | 104 | 4.7 | 60 | 5 | 17 | 45 | 13 | 4 | 142 | 6.5 |
| TOTAL | 79 | 44 | 1279 | 16.2 | 154 | 329 | .468 | 0 | 0 | .000 | 33 | 81 | .408 | 109 | 211 | 320 | 4.1 | 183 | 11 | 55 | 122 | 56 | 30 | 341 | 4.3 |

SALMON CAREER STATISTICS (CONFERENCE GAMES)

| Year | GP | GS | Min | Avg | FG | FGA | Pct | 3FG | FGA | Pct | FT | FTA | Pct | Off | Def | TR | Avg | PF | FO | A | TO | Blk | Stl | Pts | Avg |
|--------------|-----------|-----------|------------|-------------|-----------|------------|-------------|----------|----------|-------------|-----------|-----------|-------------|-----------|-----------|------------|------------|-----------|----------|-----------|-----------|-----------|-----------|------------|------------|
| 2016-17 | 16 | 5 | 145 | 9.1 | 12 | 28 | .429 | 0 | 0 | .000 | 3 | 6 | .500 | 9 | 19 | 28 | 1.8 | 22 | 1 | 9 | 12 | 9 | 7 | 27 | 1.7 |
| 2017-18 | 18 | 2 | 250 | 13.9 | 27 | 69 | .391 | 0 | 0 | .000 | 9 | 21 | .429 | 24 | 41 | 65 | 3.6 | 43 | 3 | 12 | 25 | 14 | 6 | 63 | 3.5 |
| 2018-19 | 11 | 11 | 190 | 17.3 | 29 | 48 | .604 | 0 | 0 | .000 | 3 | 12 | .250 | 13 | 24 | 37 | 3.4 | 30 | 3 | 9 | 23 | 9 | 2 | 61 | 5.5 |
| TOTAL | 43 | 16 | 548 | 12.7 | 60 | 129 | .465 | 0 | 0 | .000 | 14 | 37 | .378 | 43 | 77 | 120 | 2.8 | 92 | 7 | 27 | 57 | 31 | 15 | 134 | 3.1 |

#5 | MARIA ALBIERO | G | 5-7 | SO. | LONDRINA, BRAZIL | RALEIGH, NC | NEUSE CHRISTIAN AC.

In 2018-19

- ▶ Scored 4 points at Pepperdine, 2 rebounds, shot 4 of 4 from charity stripe, one assist
- ▶ Career-and season-high 16 points vs. Portland, 2 rebounds, one steal, shot 6 of 12 from the field, 3 of 6 from 3-point range
- ▶ Tied season bests in 3-pointers made with 2 vs. Gonzaga, 8 points, 3 rebounds, went 3 of 4 from the field
- ▶ Three assists, 3 points at St. Mary's, 2 rebounds, went 1 of 2 from the field and 1 of 1 from behind the arc
- ▶ Started in first collegiate game vs. UCR, scored a career-best to date (10) points, grabbed 7 rebounds, dished out 3 assists

2017-18 Highlights

- ▶ Saw playing time in 29 games while averaging 8.3 minutes per contest
- ▶ Averaged 2.8 points, 0.9 rebounds, 0.8 assists and 0.3 steals a game
- ▶ Pulled down season bests in rebounds (4) in four games, last vs. Portland on 2/22/18
- ▶ Played a season-best 19 minutes twice, at CSU on 12/2/17 and vs. Portland on 2/22/18
- ▶ Played in her first collegiate game vs. SUU on 11/10/17
- ▶ On the year, shot .418 (23-55) from the field, .250 (3-12) from 3-point range and .563 (9-16) from the free-throw line

Personal

- ▶ Born in Londrina, Brazil, currently lives in Raleigh, North Carolina
- ▶ Parents are Alci Albiero and Maria Cleide Lopez
- ▶ Has one brother and one sister
- ▶ Majoring in Exercise Science



2018-19 SEASON HIGHS

| | |
|-----|---------------------------------|
| PTS | 16, vs. Portland – 01/19/19 |
| REB | 7, vs. UC Riverside – 11/9/18 |
| AST | 5, at San Diego – 01/26/19 |
| STL | 2, twice, last @ UVU – 11/29/18 |
| BLK | |
| FGM | 6, vs. Portland – 01/19/19 |
| FGA | 12, vs. Portland – 01/19/18 |
| 3PM | 3, vs. Portland – 01/19/19 |
| 3PA | 6, vs. Portland – 01/19/19 |
| FTM | 4, at Pepperdine – 02/02/19 |
| FTA | 5, vs. UC Riverside – 11/9/18 |

ALBIERO GAME BY GAME STATS

| Opponent | Date | gs | min | Total | | 3-Pointers | | Free throws | | Rebounds | | | | | pf | a | t/o | blk | stl | pts | avg |
|-----------------------|----------|----|-----|--------|-------|------------|-------|-------------|-------|----------|-----|-----|-----|-----|----|----|-----|-----|-----|------|-----|
| | | | | fg-fga | pct | 3fg-fga | pct | ft-fta | pct | off | def | tot | avg | | | | | | | | |
| UC RIVERSIDE | 11/09/18 | * | 26 | 3-8 | .375 | 1-3 | .333 | 3-5 | .600 | 1 | 6 | 7 | 7.0 | 0 | 3 | 1 | 0 | 2 | 10 | 10.0 | |
| CALIFORNIA | 11/13/18 | * | 28 | 1-9 | .111 | 0-2 | .000 | 0-0 | .000 | 1 | 0 | 1 | 4.0 | 2 | 1 | 1 | 0 | 0 | 2 | 6.0 | |
| EASTERN WASH. | 11/17/18 | * | 20 | 1-5 | .200 | 0-2 | .000 | 2-2 | 1.000 | 1 | 2 | 3 | 3.7 | 0 | 4 | 3 | 0 | 1 | 4 | 5.3 | |
| at Utah State | 11/20/18 | * | 18 | 2-4 | .500 | 0-2 | .000 | 0-0 | .000 | 0 | 2 | 2 | 3.3 | 0 | 0 | 0 | 0 | 1 | 4 | 5.0 | |
| vs TCU | 11-23-18 | * | 13 | 0-5 | .000 | 0-0 | .000 | 0-0 | .000 | 1 | 1 | 2 | 3.0 | 1 | 3 | 2 | 0 | 0 | 0 | 4.0 | |
| vs California Baptist | 11-24-18 | * | 9 | 0-3 | .000 | 0-1 | .000 | 0-0 | .000 | 0 | 2 | 2 | 2.8 | 0 | 1 | 2 | 0 | 0 | 0 | 3.3 | |
| at Southern Utah | 11/27/18 | * | 23 | 2-5 | .400 | 0-1 | .000 | 2-2 | 1.000 | 0 | 3 | 3 | 2.9 | 2 | 1 | 1 | 0 | 1 | 6 | 3.7 | |
| at Utah Valley | 11/29/18 | | 19 | 2-6 | .333 | 0-3 | .000 | 0-0 | .000 | 0 | 5 | 5 | 3.1 | 3 | 4 | 1 | 0 | 2 | 4 | 3.8 | |
| at Utah | 12/08/18 | | 14 | 0-3 | .000 | 0-0 | .000 | 0-0 | .000 | 1 | 1 | 2 | 3.0 | 1 | 0 | 0 | 0 | 1 | 0 | 3.3 | |
| COLORADO ST. | 12/15/18 | | 23 | 4-8 | .500 | 2-3 | .667 | 0-0 | .000 | 0 | 1 | 1 | 2.8 | 1 | 2 | 2 | 0 | 1 | 10 | 4.0 | |
| NORTHERN COLO. | 12/21/18 | | 17 | 1-5 | .200 | 0-0 | .000 | 0-0 | .000 | 1 | 0 | 1 | 2.6 | 1 | 4 | 2 | 0 | 0 | 2 | 3.8 | |
| at Santa Clara | 12/29/18 | | 11 | 0-0 | .000 | 0-0 | .000 | 0-0 | .000 | 0 | 1 | 1 | 2.5 | 0 | 3 | 1 | 0 | 0 | 0 | 3.5 | |
| at San Francisco | 12/31/18 | | 4 | 0-1 | .000 | 0-0 | .000 | 0-2 | .000 | 0 | 0 | 0 | 2.3 | 0 | 0 | 0 | 0 | 0 | 0 | 3.2 | |
| PEPPERDINE | 01/03/19 | | 8 | 0-2 | .000 | 0-1 | .000 | 0-0 | .000 | 0 | 0 | 0 | 2.1 | 2 | 1 | 0 | 0 | 0 | 0 | 3.0 | |
| LOYOLA MARYMOUNT | 01/05/19 | | 14 | 0-0 | .000 | 0-0 | .000 | 0-0 | .000 | 1 | 2 | 3 | 2.2 | 1 | 1 | 0 | 0 | 0 | 0 | 2.8 | |
| at Pacific | 1/10/19 | | 12 | 2-3 | .667 | 0-0 | .000 | 0-0 | .000 | 0 | 0 | 0 | 2.1 | 1 | 2 | 1 | 0 | 0 | 4 | 2.9 | |
| at Saint Mary's (CA) | 1/12/19 | | 14 | 1-2 | .500 | 1-1 | 1.000 | 0-0 | .000 | 2 | 0 | 2 | 2.1 | 1 | 3 | 2 | 0 | 0 | 3 | 2.9 | |
| GONZAGA | 01/17/19 | | 13 | 3-4 | .750 | 2-3 | .667 | 0-0 | .000 | 0 | 3 | 3 | 2.1 | 1 | 2 | 3 | 0 | 0 | 8 | 3.2 | |
| PORTLAND | 01/19/19 | | 25 | 6-12 | .500 | 3-6 | .500 | 1-1 | 1.000 | 0 | 2 | 2 | 2.1 | 1 | 0 | 1 | 0 | 1 | 16 | 3.8 | |
| at San Diego | 1/26/19 | | 12 | 1-4 | .250 | 1-3 | .333 | 0-0 | .000 | 0 | 1 | 1 | 2.1 | 1 | 5 | 0 | 0 | 1 | 3 | 3.8 | |
| at LMU | 1/31/19 | | 13 | 1-3 | .333 | 0-2 | .000 | 0-0 | .000 | 0 | 3 | 3 | 2.1 | 0 | 0 | 1 | 0 | 0 | 2 | 3.7 | |
| at Pepperdine | 02/02/19 | | 21 | 0-2 | .000 | 0-0 | .000 | 4-4 | 1.000 | 0 | 2 | 2 | 2.1 | 0 | 1 | 0 | 0 | 0 | 4 | 3.7 | |
| Totals | | | 7 | 357 | 30-94 | .319 | 10-33 | .303 | 12-16 | .750 | 9 | 37 | 46 | 2.1 | 19 | 41 | 24 | 0 | 11 | 82 | 3.7 |

Games played: 22
 Minutes/game: 16.2
 Points/game: 3.7
 FG Pct: 31.9
 3FG Pct: 30.3
 FT Pct: 75.0

Rebounds/game: 2.1
 Assists/game: 1.9
 Turnovers/game: 1.1
 Assist/turnover ratio: 1.7
 Steals/game: 0.5

CAREER HIGHS

| | |
|-----|---------------------------------|
| PTS | 16, vs. Portland – 01/19/19 |
| REB | 7, vs. UC Riverside – 11/9/18 |
| AST | 5, at San Diego – 01/26/19 |
| STL | 2, thre, last vs. UCR – 11/9/18 |
| BLK | -- |
| FGM | 6, vs. Portland – 01/19/19 |
| FGA | 12, vs. Portland – 01/19/19 |
| 3PM | 3, vs. Portland – 01/19/19 |
| 3PA | 6, vs. Portland – 01/19/19 |
| FTM | 4, at Pepperdine – 02/02/19 |
| FTA | 5, vs. UC Riverside – 11/9/18 |

MISCELLANEOUS

| | 18-19 | Career |
|-------------------|-------|--------|
| Double-Figure PTS | 2 | 2 |
| 20-plus Pts | | |
| Double-Doubles | | |
| 3-plus AST | 6 | 6 |
| 3-plus STL | | |
| 3-plus 3-point FG | 1 | 1 |
| Scoring Leader | 1 | 1 |
| Rebound Leader | | |
| Assist Leader | 1 | 1 |

ALBIERO CAREER STATISTICS (ALL GAMES)

| Year | GP | GS | Min | Avg | FG | FGA | Pct | 3FG | FGA | Pct | FT | FTA | Pct | Off | Def | TR | Avg | PF | FO | A | TO | Blk | Stl | Pts | Avg |
|---------|----|----|-----|------|----|-----|------|-----|-----|------|----|-----|------|-----|-----|----|-----|----|----|----|----|-----|-----|-----|-----|
| 2017-18 | 29 | 0 | 241 | 8.3 | 23 | 55 | .418 | 3 | 12 | .250 | 9 | 16 | .563 | 2 | 23 | 25 | 0.9 | 14 | 0 | 22 | 23 | 0 | 9 | 58 | 2.0 |
| 2018-19 | 23 | 7 | 376 | 16.3 | 30 | 99 | .303 | 10 | 34 | .294 | 12 | 16 | .750 | 9 | 38 | 47 | 2.0 | 19 | 0 | 43 | 24 | 0 | 11 | 82 | 3.6 |
| TOTAL | 52 | 7 | 617 | 11.9 | 53 | 154 | .344 | 13 | 46 | .283 | 21 | 32 | .656 | 11 | 61 | 72 | 1.4 | 33 | 0 | 65 | 47 | 0 | 20 | 140 | 2.7 |

ALBIERO CAREER STATISTICS (CONFERENCE GAMES)

| Year | GP | GS | Min | Avg | FG | FGA | Pct | 3FG | FGA | Pct | FT | FTA | Pct | Off | Def | TR | Avg | PF | FO | A | TO | Blk | Stl | Pts | Avg |
|---------|----|----|-----|------|----|-----|------|-----|-----|------|----|-----|------|-----|-----|----|-----|----|----|----|----|-----|-----|-----|-----|
| 2017-18 | 17 | 0 | 137 | 8.1 | 12 | 31 | .387 | 1 | 5 | .200 | 4 | 8 | .500 | 2 | 17 | 19 | 1.1 | 9 | 0 | 11 | 11 | 0 | 6 | 29 | 1.7 |
| 2018-19 | 11 | 0 | 147 | 13.4 | 14 | 33 | .424 | 7 | 16 | .438 | 5 | 7 | .714 | 3 | 14 | 17 | 1.5 | 8 | 0 | 18 | 9 | 0 | 2 | 40 | 3.6 |
| TOTAL | 26 | 0 | 250 | 9.6 | 25 | 59 | .424 | 8 | 19 | .571 | 5 | 11 | .455 | 5 | 26 | 31 | 1.2 | 17 | 0 | 28 | 19 | 0 | 8 | 63 | 2.4 |

#13 | PAISLEY JOHNSON | G | 5-9 | SO. | EVERETT, WA | GLACIER PEAK HS

In 2018-19

- ▶ Game-high 20 points vs. SMC for 5th 20+point outing, 7 of 10 from free-throw line, 3 rebounds, 3 assists, 2 steals
- ▶ Picked up 16th game with double digit points (15) vs. Portland, went 8 of 8 from free-throw line, 3 assists, 2 rebounds
- ▶ Career- and game-high 25 points at St. Mary's, went 4 of 6 from 3-point land, 2 rebounds, 2 steals
- ▶ Season high 20 pts, vs. CBU, named the MVP at SDSU Thanksgiving Classic, 4 rebounds, 3 assists, played all 40 min.
- ▶ Started in first collegiate game vs. UCR, double-double from a game-best 12 rebounds and tied game highs in points with 18, put up 3 treys

2017-18 Highlights

- ▶ Played in all games averaging 5.6 points and 2.2 rebounds a contest
- ▶ Averaged playing nearly 20 minutes a game, playing the most minutes (35) at USF on 2/10/18
- ▶ Recorded season bests in points (14), rebounds (7), assists (5), steals (3) and blocks (3)
- ▶ On the year, shot .419 (54-129) from the field, .431 (22-51) from behind the arc and .649 (37-57)
- ▶ Concluded her freshman season with a total of 167 points, 67 rebounds, 43 assists, five blocks and 23 steals

Personal

- ▶ Born in Washington
- ▶ Parents are Brent and Stephanie
- ▶ Has two brothers and one sister
- ▶ Majoring in Sociology



2018-19 SEASON HIGHS

| | |
|-----|------------------------------------|
| PTS | 25, at SMC – 01/12/19 |
| REB | 12, vs. UC Riverside – 11/9/18 |
| AST | 6, three, last at LMU – 01/29/19 |
| STL | 5, vs. UNC – 12/21/18 |
| BLK | |
| FGM | 9, at SMC – 01/12/19 |
| FGA | 16, at LMU – 01/29/19 |
| 3PM | 4, at SMC – 01/12/19 |
| 3PA | 7, vs. UC Riverside – 11/9/18 |
| FTM | 7, twice, last vs. SMC – 02/07/19 |
| FTA | 10, twice, last vs. SMC – 02/07/19 |

JOHNSON GAME BY GAME STATS

| Opponent | Date | gs | min | Total | | 3-Pointers | | Free throws | | Rebounds | | | | pf | a | t/o | blk | stl | pts | avg | |
|-----------------------|----------|----|-----|--------|---------|------------|--------|-------------|--------|----------|-----|-----|------|-----|----|-----|-----|-----|-----|------|------|
| | | | | fg-fga | pct | 3fg-fga | pct | ft-fa | pct | off | def | tot | avg | | | | | | | | |
| UC RIVERSIDE | 11/09/18 | * | 35 | 7-13 | .538 | 3-7 | .429 | 1-2 | .500 | 1 | 11 | 12 | 12.0 | 5 | 2 | 2 | 0 | 0 | 18 | 18.0 | |
| CALIFORNIA | 11/13/18 | * | 38 | 5-10 | .500 | 1-3 | .333 | 3-3 | 1.000 | 1 | 6 | 7 | 9.5 | 4 | 1 | 3 | 0 | 4 | 14 | 16.0 | |
| EASTERN WASH. | 11/17/18 | * | 33 | 3-7 | .429 | 2-6 | .333 | 2-2 | 1.000 | 0 | 6 | 6 | 8.3 | 4 | 4 | 3 | 0 | 2 | 10 | 14.0 | |
| at Utah State | 11/20/18 | * | 35 | 2-9 | .222 | 0-2 | .000 | 6-6 | 1.000 | 1 | 3 | 4 | 7.3 | 3 | 1 | 2 | 0 | 1 | 10 | 13.0 | |
| vs TCU | 11-23-18 | * | 38 | 4-12 | .333 | 2-4 | .500 | 0-0 | .000 | 3 | 1 | 4 | 6.6 | 2 | 6 | 0 | 0 | 2 | 10 | 12.4 | |
| vs California Baptist | 11-24-18 | * | 40 | 8-14 | .571 | 1-4 | .250 | 3-8 | .375 | 1 | 3 | 4 | 6.2 | 2 | 3 | 2 | 1 | 1 | 20 | 13.7 | |
| at Southern Utah | 11/27/18 | * | 34 | 4-8 | .500 | 1-3 | .333 | 2-2 | 1.000 | 0 | 5 | 5 | 6.0 | 3 | 4 | 4 | 1 | 0 | 11 | 13.3 | |
| at Utah Valley | 11/29/18 | * | 23 | 3-11 | .273 | 2-7 | .286 | 0-0 | .000 | 2 | 3 | 5 | 5.9 | 2 | 1 | 2 | 0 | 0 | 8 | 12.6 | |
| at Utah | 12/08/18 | * | 34 | 7-10 | .700 | 0-2 | .000 | 3-4 | .750 | 1 | 2 | 3 | 5.6 | 3 | 2 | 2 | 0 | 1 | 17 | 13.1 | |
| COLORADO ST. | 12/15/18 | * | 38 | 3-13 | .231 | 2-8 | .250 | 1-2 | .500 | 3 | 8 | 11 | 6.1 | 1 | 1 | 2 | 0 | 1 | 9 | 12.7 | |
| NORTHERN COLO. | 12/21/18 | * | 26 | 4-11 | .364 | 2-6 | .333 | 2-2 | 1.000 | 0 | 2 | 2 | 5.7 | 3 | 6 | 4 | 0 | 5 | 12 | 12.6 | |
| at Santa Clara | 12/29/18 | * | 38 | 4-10 | .400 | 0-3 | .000 | 2-4 | .500 | 1 | 5 | 6 | 5.8 | 2 | 2 | 1 | 0 | 0 | 10 | 12.4 | |
| at San Francisco | 12/31/18 | * | 39 | 3-15 | .200 | 0-3 | .000 | 3-3 | 1.000 | 2 | 2 | 4 | 5.6 | 2 | 2 | 2 | 0 | 0 | 9 | 12.2 | |
| PEPPERDINE | 01/03/19 | * | 37 | 7-13 | .538 | 3-5 | .600 | 7-10 | .700 | 2 | 3 | 5 | 5.6 | 2 | 2 | 3 | 0 | 2 | 24 | 13.0 | |
| LOYOLA MARYMOUNT | 01/05/19 | * | 34 | 4-15 | .267 | 2-4 | .500 | 0-0 | .000 | 1 | 2 | 2 | 5.3 | 1 | 2 | 0 | 0 | 4 | 10 | 12.8 | |
| at Pacific | 1/10/19 | * | 38 | 8-14 | .571 | 2-4 | .500 | 6-8 | .750 | 0 | 1 | 2 | 5.1 | 2 | 3 | 0 | 0 | 1 | 24 | 13.5 | |
| at Saint Mary's (CA) | 1/12/19 | * | 36 | 9-13 | .692 | 4-6 | .667 | 3-5 | .600 | 1 | 1 | 2 | 4.9 | 3 | 1 | 3 | 0 | 2 | 25 | 14.2 | |
| GONZAGA | 01/17/19 | * | 33 | 3-13 | .231 | 0-5 | .000 | 6-7 | .857 | 0 | 0 | 0 | 4.7 | 2 | 2 | 3 | 0 | 1 | 12 | 14.1 | |
| PORTLAND | 01/19/19 | * | 38 | 3-11 | .273 | 1-3 | .333 | 8-8 | 1.000 | 0 | 2 | 2 | 4.5 | 4 | 3 | 1 | 0 | 3 | 15 | 14.1 | |
| at San Diego | 1/26/19 | * | 20 | 4-9 | .444 | 2-7 | .286 | 3-6 | .500 | 1 | 0 | 1 | 4.4 | 4 | 1 | 1 | 0 | 1 | 13 | 14.1 | |
| at LMU | 1/31/19 | * | 36 | 7-16 | .438 | 0-5 | .000 | 2-3 | .667 | 0 | 3 | 3 | 4.3 | 1 | 6 | 4 | 0 | 0 | 16 | 14.1 | |
| at Pepperdine | 02/02/19 | * | 28 | 2-6 | .333 | 1-1 | 1.000 | 6-6 | 1.000 | 0 | 0 | 0 | 4.1 | 4 | 2 | 3 | 0 | 0 | 11 | 14.0 | |
| SAINT MARY'S (CA) | 02/07/19 | * | 40 | 6-15 | .400 | 1-3 | .333 | 7-10 | .700 | 0 | 3 | 3 | 4.0 | 0 | 3 | 0 | 0 | 2 | 20 | 14.3 | |
| Totals | | | 23 | 791 | 110-268 | .410 | 32-101 | .317 | 76-101 | .752 | 21 | 72 | 93 | 4.0 | 59 | 60 | 47 | 2 | 33 | 328 | 14.3 |

Games played: 23
 Minutes/game: 34.4
 Points/game: 14.3
 FG Pct: 41.0
 3FG Pct: 31.7
 FT Pct: 75.2

Rebounds/game: 4.0
 Assists/game: 2.6
 Turnovers/game: 2.0
 Assist/turnover ratio: 1.3
 Steals/game: 1.4
 Blocks/game: 0.1

CAREER HIGHS

| | |
|-----|------------------------------------|
| PTS | 25, at SMC – 01/12/19 |
| REB | 12, vs. UC Riverside – 11/9/18 |
| AST | 6, three, last at LMU – 01/29/19 |
| STL | 5, vs. UNCL – 12/21/18 |
| BLK | 3, at EWU – 11/17/17 |
| FGM | 9, at SMC – 01/12/19 |
| FGA | 16, at LMU – 01/29/19 |
| 3PM | 4, at SMC – 01/12/19 |
| 3PA | 7, vs. UC Riverside – 11/9/18 |
| FTM | 7, twice, last vs. SMC – 02/07/19 |
| FTA | 10, twice, last vs. SMC – 02/07/19 |

MISCELLANEOUS

| | 18-19 | Career |
|-------------------|-------|--------|
| Double-Figure PTS | 20 | 22 |
| 20-plus Pts | 5 | 5 |
| Double-Doubles | 1 | 1 |
| 3-plus AST | 8 | 11 |
| 3-plus STL | 5 | 5 |
| 3-plus 3-point FG | 2 | 2 |
| Scoring Leader | 7 | 7 |
| Rebound Leader | 4 | 4 |
| Assist Leader | 3 | 3 |

JOHNSON CAREER STATISTICS (ALL GAMES)

| Year | GP | GS | Min | Avg | FG | FGA | Pct | 3FG | FGA | Pct | FT | FTA | Pct | Off | Def | TR | Avg | PF | FO | A | TO | Blk | Stl | Pts | Avg |
|--------------|-----------|-----------|-------------|-------------|------------|------------|-------------|-----------|------------|-------------|------------|------------|-------------|-----------|------------|------------|------------|------------|----------|------------|-----------|----------|-----------|------------|------------|
| 2017-18 | 30 | 0 | 591 | 19.7 | 54 | 129 | .419 | 22 | 51 | .431 | 37 | 57 | .649 | 20 | 47 | 67 | 2.2 | 74 | 2 | 43 | 50 | 5 | 23 | 167 | 5.6 |
| 2018-19 | 23 | 23 | 791 | 34.4 | 110 | 268 | .410 | 32 | 101 | .317 | 76 | 101 | .752 | 21 | 72 | 93 | 4.0 | 59 | 1 | 60 | 47 | 2 | 33 | 328 | 14.3 |
| TOTAL | 53 | 23 | 1382 | 26.1 | 164 | 397 | .413 | 54 | 152 | .355 | 113 | 158 | .715 | 41 | 119 | 160 | 3.0 | 133 | 3 | 103 | 97 | 7 | 56 | 495 | 9.3 |

JOHNSON CAREER STATISTICS (CONFERENCE GAMES)

| Year | GP | GS | Min | Avg | FG | FGA | Pct | 3FG | FGA | Pct | FT | FTA | Pct | Off | Def | TR | Avg | PF | FO | A | TO | Blk | Stl | Pts | Avg |
|--------------|-----------|----------|------------|-------------|-----------|------------|-------------|-----------|-----------|-------------|-----------|-----------|-------------|-----------|-----------|-----------|------------|-----------|----------|-----------|-----------|----------|-----------|------------|------------|
| 2017-18 | 18 | 0 | 393 | 21.8 | 31 | 74 | .419 | 16 | 32 | .500 | 25 | 38 | .658 | 16 | 30 | 46 | 2.6 | 44 | 1 | 31 | 32 | 4 | 18 | 103 | 5.7 |
| 2018-19 | 11 | 11 | 377 | 34.3 | 54 | 135 | .400 | 15 | 46 | .326 | 46 | 60 | .767 | 8 | 19 | 27 | 2.5 | 27 | 0 | 26 | 21 | 0 | 14 | 169 | 15.4 |
| TOTAL | 27 | 9 | 706 | 26.1 | 76 | 187 | .406 | 30 | 72 | .417 | 63 | 89 | .708 | 24 | 46 | 70 | 2.6 | 66 | 1 | 49 | 46 | 4 | 32 | 245 | 9.1 |

#22 | SARA HAMSON | C | 6-7 | SO. | LINDON, UT | PLEASANT GROVE HS

In 2018-19

- ▶ Started first game vs. SMC, 4 points, 2 steals for season bests, went 2 of 3 from the field, got one block
- ▶ Game high 4 blocks at LMU, team-best 11 rebounds for season bests, 6 points
- ▶ Game-high 4 blocks vs. Gonzaga, 6 points, 6 rebounds, went 3 of 4 from the field, 3 assists for season bests
- ▶ Season bests in rebounds (10) and in blocks (5) vs. Pepperdine, dished out two assists
- ▶ Game-best 4 blocks @ Utah, team-high 5 rebounds, 4 points
- ▶ Came off the bench playing seven minutes vs. EWU, grabbed 3 rebounds, dished out 2 assists

2017-18 highlights

- ▶ Led the team in blocks with a 4.3 average, for a season total of 112
- ▶ With 112 blocks, holds BYU's freshman season blocks record
- ▶ Recorded season bests in points (12), in rebounds (20), in assists (2), steals (2), blocks (9)
- ▶ Led the way in blocks in 23 games and was the rebound leader in 10
- ▶ Named the 2017-18 WCC Defensive Player of the Year and was named to the 2017-18 WCC All-Freshman team
- ▶ Led the WCC in blocks, ranked sixth in rebounds and defensive rebounds and 12th in offensive rebounds
- ▶ Nationally, finished ranked first in blocked shots per game and second in blocked shots
- ▶ Finished freshman campaign with 146 points, 201 rebounds, 13 assists and 13 steals
- ▶ Named Female Rookie of the Year at 2018 Y Awards

Personal

- ▶ Parents are David and Tresa Spaulding Hamson
- ▶ Has two brothers and two sisters
- ▶ Sister and All-Americans Jennifer and mother Tresa played basketball at BYU
- ▶ Two-sport student-athlete also competing on the BYU women's volleyball team
- ▶ Majoring in Bioinformatics



| 2018-19 SEASON HIGHS | |
|----------------------|----------------------------------|
| PTS | 8, @ UVU – 11/29/18 |
| REB | 10, vs. PEP – 01/03/19 |
| AST | 3, vs. Gonzaga – 01/17/19 |
| STL | 2, vs. SMC – 02/07/19 |
| BLK | 7, at San Diego – 01/26/19 |
| FGM | 4, vs. UVU -11/29/18 |
| FGA | 4, twice, last at LMU - 01/29/19 |
| 3PM | |
| 3PA | |
| FTM | |
| FTA | |

HAMSON GAME BY GAME STATS

| Opponent | Date | gs | min | Total | | 3-Pointers | | Free throws | | Rebounds | | | | pf | a | t/o | blk | stl | pts | avg |
|-----------------------|----------|------|-----|--------|------|------------|------|-------------|------|----------|-----|-----|-----|----|----|-----|-----|-----|-----|-----|
| | | | | fg-fga | pct | 3fg-fga | pct | ft-fa | pct | off | def | tot | avg | | | | | | | |
| EASTERN WASH. | 11/17/18 | 7 | | 0-2 | .000 | 0-0 | .000 | 0-0 | .000 | 2 | 1 | 3 | 3.0 | 2 | 2 | 1 | 0 | 0 | 0 | 0.0 |
| at Utah State | 11/20/18 | 11 | 1-1 | 1.000 | 0-0 | .000 | 0-0 | .000 | 0 | 1 | 1 | 2.0 | 2 | 0 | 0 | 0 | 0 | 2 | 1.0 | |
| vs TCU | 11-23-18 | 15 | 2-2 | 1.000 | 0-0 | .000 | 0-0 | .000 | 3 | 5 | 8 | 4.0 | 1 | 2 | 1 | 2 | 0 | 4 | 2.0 | |
| vs California Baptist | 11-24-18 | 10 | 0-1 | .000 | 0-0 | .000 | 0-0 | .000 | 2 | 0 | 2 | 3.5 | 3 | 0 | 1 | 0 | 2 | 0 | 1.5 | |
| at Southern Utah | 11/27/18 | 13 | 1-1 | 1.000 | 0-0 | .000 | 0-0 | .000 | 1 | 3 | 4 | 3.6 | 1 | 1 | 0 | 4 | 1 | 2 | 1.6 | |
| at Utah Valley | 11/29/18 | 16 | 4-4 | 1.000 | 0-0 | .000 | 0-0 | .000 | 3 | 3 | 6 | 4.0 | 0 | 0 | 0 | 2 | 0 | 8 | 2.7 | |
| at Utah | 12/08/18 | 18 | 2-5 | .400 | 0-0 | .000 | 0-0 | .000 | 2 | 3 | 5 | 4.1 | 4 | 0 | 4 | 4 | 0 | 4 | 2.9 | |
| COLORADO ST. | 12/15/18 | 18 | 0-0 | .000 | 0-0 | .000 | 0-0 | .000 | 4 | 2 | 6 | 4.4 | 0 | 1 | 0 | 2 | 0 | 0 | 2.5 | |
| NORTHERN COLO. | 12/21/18 | 18 | 0-4 | .000 | 0-0 | .000 | 0-0 | .000 | 4 | 2 | 6 | 4.6 | 2 | 0 | 0 | 0 | 1 | 0 | 2.2 | |
| at Santa Clara | 12/29/18 | 16 | 2-4 | .500 | 0-0 | .000 | 0-0 | .000 | 2 | 4 | 6 | 4.7 | 2 | 0 | 1 | 1 | 1 | 4 | 2.4 | |
| at San Francisco | 12/31/18 | 19 | 2-5 | .400 | 0-0 | .000 | 0-0 | .000 | 2 | 3 | 5 | 4.7 | 3 | 1 | 3 | 0 | 1 | 4 | 2.5 | |
| PEPPERDINE | 01/03/19 | 27 | 1-3 | .333 | 0-0 | .000 | 0-0 | .000 | 4 | 6 | 10 | 5.2 | 1 | 2 | 1 | 5 | 0 | 2 | 2.5 | |
| LOYOLA MARYMOUNT | 01/05/19 | 16 | 2-2 | 1.000 | 0-0 | .000 | 0-0 | .000 | 2 | 3 | 5 | 5.2 | 4 | 0 | 0 | 2 | 0 | 4 | 2.6 | |
| at Pacific | 1/10/19 | 24 | 3-5 | .600 | 0-0 | .000 | 0-4 | .000 | 0 | 3 | 3 | 5.0 | 3 | 1 | 2 | 1 | 2 | 6 | 2.9 | |
| at Saint Mary's (CA) | 1/12/19 | 21 | 1-2 | .500 | 0-0 | .000 | 0-0 | .000 | 0 | 4 | 4 | 4.9 | 3 | 2 | 3 | 0 | 1 | 2 | 2.8 | |
| GONZAGA | 01/17/19 | 25 | 3-4 | .750 | 0-0 | .000 | 0-0 | .000 | 2 | 4 | 6 | 5.0 | 3 | 3 | 0 | 4 | 0 | 6 | 3.0 | |
| PORTLAND | 01/19/19 | 14 | 1-2 | .500 | 0-0 | .000 | 1-4 | .250 | 3 | 3 | 6 | 5.1 | 1 | 0 | 1 | 3 | 0 | 3 | 3.0 | |
| at San Diego | 1/26/19 | 23 | 1-2 | .500 | 0-0 | .000 | 0-0 | .000 | 5 | 4 | 9 | 5.3 | 3 | 2 | 2 | 7 | 0 | 2 | 2.9 | |
| at LMU | 1/31/19 | 25 | 3-4 | .750 | 0-0 | .000 | 0-0 | .000 | 3 | 8 | 11 | 5.6 | 3 | 0 | 4 | 4 | 1 | 6 | 3.1 | |
| at Pepperdine | 02/02/19 | 9 | 1-4 | .250 | 0-0 | .000 | 0-0 | .000 | 4 | 2 | 6 | 5.6 | 4 | 1 | 1 | 2 | 1 | 2 | 3.1 | |
| SAINT MARY'S (CA) | 02/07/19 | * 13 | 2-3 | .667 | 0-0 | .000 | 0-0 | .000 | 0 | 0 | 0 | 5.3 | 3 | 0 | 2 | 1 | 2 | 4 | 3.1 | |
| Totals | | 1 | 358 | 32-60 | .533 | 0-0 | .000 | 1-8 | .125 | 48 | 64 | 112 | 5.3 | 48 | 18 | 27 | 44 | 13 | 65 | 3.1 |

Games played: 21
 Minutes/game: 17.0
 Points/game: 3.1
 FG Pct: 53.3
 FT Pct: 12.5

Rebounds/game: 5.3
 Assists/game: 0.9
 Turnovers/game: 1.3
 Assist/turnover ratio: 0.7
 Steals/game: 0.6
 Blocks/game: 2.1

| CAREER HIGHS | |
|--------------|-------------------------------------|
| PTS | 12, at San Diego – 1/20/18 |
| REB | 20, at USF – 02/10/18 |
| AST | 3, vs. Gonzaga – 01/17/19 |
| STL | 2, twice, last vs. SMC – 02/07/19 |
| BLK | 9, twice, last vs. Pacific – 1/8/18 |
| FGM | 6, at San Diego – 1/20/18 |
| FGA | 9, vs. SCU – 1/13/18 |
| 3PM | -- |
| 3PA | -- |
| FTM | 3, vs. Georgia – 11/25/17 |
| FTA | 7, vs. Georgia – 11/25/17 |

| MISCELLANEOUS | | |
|-------------------|-------|--------|
| | 18-19 | Career |
| Double-Figure PTS | | 4 |
| 20-plus Pts | | |
| Double-Doubles | | |
| 3-plus AST | 1 | 1 |
| 3-plus STL | | |
| 3-plus 3-point FG | | |
| Scoring Leader | | |
| Rebound Leader | 2 | 12 |
| Assist Leader | | |
| Blocks Leader | 10 | 33 |

HAMSON CAREER STATISTICS (ALL GAMES)

| Year | GP | GS | Min | Avg | FG | FGA | Pct | 3FG | FGA | Pct | FT | FTA | Pct | Off | Def | TR | Avg | PF | FO | A | TO | Blk | Stl | Pts | Avg |
|--------------|-----------|-----------|-------------|-------------|-----------|------------|-------------|----------|----------|-------------|-----------|-----------|-------------|------------|------------|------------|------------|------------|----------|-----------|-----------|------------|-----------|------------|------------|
| 2017-18 | 26 | 17 | 708 | 27.2 | 63 | 136 | .463 | 0 | 0 | .000 | 20 | 49 | .408 | 59 | 142 | 201 | 7.7 | 83 | 5 | 13 | 49 | 112 | 13 | 146 | 5.6 |
| 2018-19 | 21 | 1 | 358 | 17.0 | 32 | 60 | .533 | 0 | 0 | .000 | 1 | 8 | .125 | 48 | 64 | 112 | 5.3 | 48 | 0 | 18 | 27 | 44 | 13 | 65 | 3.1 |
| TOTAL | 47 | 18 | 1066 | 22.7 | 95 | 196 | .485 | 0 | 0 | .000 | 21 | 57 | .369 | 107 | 206 | 313 | 6.7 | 131 | 5 | 31 | 76 | 156 | 26 | 211 | 4.5 |

HAMSON CAREER STATISTICS (CONFERENCE GAMES)

| Year | GP | GS | Min | Avg | FG | FGA | Pct | 3FG | FGA | Pct | FT | FTA | Pct | Off | Def | TR | Avg | PF | FO | A | TO | Blk | Stl | Pts | Avg |
|--------------|-----------|-----------|------------|-------------|-----------|------------|-------------|----------|----------|-------------|-----------|-----------|-------------|-----------|------------|------------|------------|-----------|----------|-----------|-----------|-------------|-----------|------------|------------|
| 2017-18 | 18 | 16 | 529 | 29.4 | 52 | 108 | .481 | 0 | 0 | .000 | 16 | 32 | .500 | 50 | 107 | 157 | 8.7 | 58 | 4 | 7 | 37 | 79 | 9 | 120 | 6.7 |
| 2018-19 | 11 | 0 | 219 | 19.9 | 20 | 37 | .541 | 0 | 0 | .000 | 1 | 8 | .125 | 27 | 44 | 71 | 6.5 | 30 | 0 | 12 | 18 | 29 | 7 | 41 | 3.7 |
| TOTAL | 27 | 16 | 713 | 26.4 | 68 | 137 | .496 | 0 | 0 | .000 | 17 | 40 | .425 | 70 | 141 | 211 | 7.8 | 81 | 4 | 18 | 50 | 1022 | 14 | 153 | 5.7 |

#33 | JASMINE MOODY | F | 6-2 | SR. | HONOLULU, HI | RADFORD HS

In 2018-19

- ▶ Scored fourth game with 10+ points with 12 vs, SMC, tied for team bests in rebounds (7), went 6 of 10 from the field
- ▶ Picked up 1st career double-double from 13 points & 12 rebounds at San Diego, both were season & career bests, went 5 of 6 from free throw line, the rebounds also tied for game highs
- ▶ Tied for game highs in rebounds (6) vs. Portland, 8 points, shot 3 of 5 from the field, went 2 of 3 from free-throw line
- ▶ Game-high 10 rebounds vs. Gonzaga, 6 points, went 3 of 6 from the field, one block
- ▶ Pulled down a career-and game-high 10 rebounds vs. TCU, scored six points
- ▶ Started first game vs. UCR, scored 6 points, recorded 8 rebounds, had 2 steals

In 2017-18

- ▶ Played in a total of five games: vs. SUU, at Washington, at Eastern Washington, vs. UVU and Georgia
- ▶ Recorded season highs in points (3), rebounds (4), assists (2), blocks (1)
- ▶ Finished with a total of seven points, 10 rebounds, three assists, two blocks and one steal
- ▶ Was unable to compete the rest of the season due to injury

Personal

- ▶ Parents are Kristen and Solomon Moody
- ▶ Born in Japan
- ▶ Has one brother and one sister
- ▶ Majoring in exercise and wellness



| 2018-19 SEASON HIGHS | |
|----------------------|-----------------------------------|
| PTS | 13, twice, last at LMU – 01/29/19 |
| REB | 12, at San Diego – 01/26/19 |
| AST | 2, twice, last at LMU – 01/29/19 |
| STL | 2, twice, last at LMU – 01/29/19 |
| BLK | 2, @ USF – 12/31/18 |
| FGM | 6, vs. SMC – 02/07/19 |
| FGA | 10, vs. SMC – 02/07/19 |
| 3PM | |
| 3PA | |
| FTM | 5, three, last at LMU – 01/29/19 |
| FTA | 7, at LMU – 01/29/19 |

MOODY GAME BY GAME STATS

| Opponent | Date | gs | min | Total | | 3-Pointers | | Free throws | | Rebounds | | | | pf | a | t/o | blk | stl | pts | avg | |
|-----------------------|----------|----|----------|------------|---------------|-------------|------------|-------------|--------------|-------------|-----------|-----------|------------|------------|-----------|----------|-----------|----------|----------|------------|------------|
| | | | | fg-fga | pct | 3fg-fga | pct | ft-fa | pct | off | def | tot | avg | | | | | | | | |
| UC RIVERSIDE | 11/09/18 | * | 31 | 2-3 | .667 | 0-0 | .000 | 2-2 | 1.000 | 2 | 6 | 8 | 8.0 | 1 | 0 | 1 | 0 | 2 | 6 | 6.0 | |
| CALIFORNIA | 11/13/18 | * | 28 | 4-8 | .500 | 0-0 | .000 | 0-0 | .000 | 2 | 2 | 4 | 6.0 | 3 | 0 | 2 | 0 | 0 | 8 | 7.0 | |
| EASTERN WASH. | 11/17/18 | * | 26 | 3-3 | 1.000 | 1-1 | 1.000 | 0-0 | .000 | 1 | 0 | 1 | 4.3 | 2 | 0 | 2 | 0 | 0 | 7 | 7.0 | |
| at Utah State | 11/20/18 | * | 29 | 2-2 | 1.000 | 0-0 | .000 | 2-6 | .333 | 2 | 3 | 5 | 4.5 | 5 | 2 | 1 | 0 | 0 | 6 | 6.8 | |
| vs TCU | 11-23-18 | * | 30 | 2-8 | .250 | 1-1 | 1.000 | 1-2 | .500 | 2 | 8 | 10 | 5.6 | 2 | 0 | 3 | 0 | 0 | 6 | 6.6 | |
| vs California Baptist | 11-24-18 | * | 24 | 1-4 | .250 | 0-0 | .000 | 0-0 | .000 | 1 | 4 | 5 | 5.5 | 1 | 0 | 1 | 0 | 0 | 2 | 5.8 | |
| at Southern Utah | 11/27/18 | * | 20 | 0-2 | .000 | 0-0 | .000 | 0-0 | .000 | 1 | 2 | 3 | 5.1 | 3 | 0 | 1 | 0 | 0 | 0 | 5.0 | |
| at Utah Valley | 11/29/18 | | 9 | 3-3 | 1.000 | 0-0 | .000 | 1-1 | 1.000 | 1 | 3 | 4 | 5.0 | 0 | 0 | 1 | 1 | 0 | 7 | 5.3 | |
| at Utah | 12/08/18 | | 17 | 2-4 | .500 | 0-0 | .000 | 0-0 | .000 | 0 | 3 | 3 | 4.8 | 2 | 0 | 0 | 1 | 0 | 4 | 5.1 | |
| COLORADO ST. | 12/15/18 | | 13 | 1-4 | .250 | 0-0 | .000 | 1-2 | .500 | 0 | 5 | 5 | 4.8 | 0 | 0 | 1 | 0 | 1 | 3 | 4.9 | |
| NORTHERN COLO. | 12/21/18 | | 27 | 4-5 | .800 | 0-0 | .000 | 2-2 | 1.000 | 1 | 5 | 6 | 4.9 | 2 | 2 | 1 | 0 | 1 | 10 | 5.4 | |
| at Santa Clara | 12/29/18 | | 19 | 1-4 | .250 | 0-0 | .000 | 5-6 | .833 | 0 | 1 | 1 | 4.6 | 1 | 1 | 3 | 0 | 0 | 7 | 5.5 | |
| at San Francisco | 12/31/18 | | 27 | 1-4 | .250 | 0-0 | .000 | 6-7 | .857 | 3 | 4 | 7 | 4.8 | 4 | 1 | 1 | 2 | 0 | 8 | 5.7 | |
| PEPPERDINE | 01/03/19 | | 24 | 3-6 | .500 | 0-0 | .000 | 0-0 | .000 | 2 | 6 | 8 | 5.0 | 1 | 0 | 1 | 0 | 1 | 6 | 5.7 | |
| LOYOLA MARYMOUNT | 01/05/19 | | 20 | 1-2 | .500 | 0-0 | .000 | 0-0 | .000 | 1 | 6 | 7 | 5.1 | 1 | 0 | 2 | 0 | 0 | 2 | 5.5 | |
| at Pacific | 1/10/19 | | 28 | 3-4 | .750 | 0-0 | .000 | 2-2 | 1.000 | 3 | 6 | 9 | 5.4 | 1 | 0 | 1 | 0 | 1 | 8 | 5.6 | |
| at Saint Mary's (CA) | 1/12/19 | | 25 | 2-3 | .667 | 0-0 | .000 | 0-0 | .000 | 2 | 3 | 5 | 5.4 | 2 | 0 | 0 | 0 | 0 | 4 | 5.5 | |
| GONZAGA | 01/17/19 | | 32 | 3-6 | .500 | 0-1 | .000 | 0-1 | .000 | 4 | 6 | 10 | 5.6 | 2 | 1 | 4 | 1 | 1 | 6 | 5.6 | |
| PORTLAND | 01/19/19 | | 13 | 3-5 | .600 | 0-0 | .000 | 2-3 | .667 | 0 | 6 | 6 | 5.6 | 2 | 0 | 0 | 0 | 0 | 8 | 5.7 | |
| at San Diego | 1/26/19 | | 21 | 4-7 | .571 | 0-0 | .000 | 5-6 | .833 | 6 | 6 | 12 | 6.0 | 2 | 0 | 2 | 0 | 0 | 13 | 6.1 | |
| at LMU | 1/31/19 | | 32 | 4-5 | .800 | 0-0 | .000 | 5-7 | .714 | 2 | 4 | 6 | 6.0 | 0 | 2 | 1 | 0 | 2 | 13 | 6.4 | |
| at Pepperdine | 02/02/19 | * | 15 | 2-5 | .400 | 0-0 | .000 | 0-2 | .000 | 0 | 1 | 1 | 5.7 | 2 | 0 | 1 | 0 | 0 | 4 | 6.3 | |
| SAINT MARY'S (CA) | 02/07/19 | | 19 | 6-10 | .600 | 0-0 | .000 | 0-1 | .000 | 3 | 4 | 7 | 5.8 | 4 | 0 | 0 | 0 | 0 | 12 | 6.5 | |
| Totals | | | 8 | 529 | 57-107 | .533 | 2-3 | .667 | 34-50 | .680 | 39 | 94 | 133 | 5.8 | 43 | 9 | 30 | 5 | 9 | 150 | 6.5 |

Games played: 23
 Minutes/game: 23.0
 Points/game: 6.5
 FG Pct: 53.3
 3FG Pct: 66.7
 FT Pct: 68.0

Rebounds/game: 5.8
 Assists/game: 0.4
 Turnovers/game: 1.3
 Assist/turnover ratio: 0.3
 Steals/game: 0.4
 Blocks/game: 0.2

| CAREER HIGHS | |
|--------------|------------------------------------|
| PTS | 13, twice, last at LMU – 01/29/19 |
| REB | 12, at San Diego - 01/26/19 |
| AST | 2, twice, last at LMU – 01/29/19 |
| STL | 2, twice, last at LMU – 01/31/19 |
| BLK | 2, at USF – 12/31/19 |
| FGM | 6, thre, last vs. SMC – 02/07/19 |
| FGA | 10, twice, last vs. SMC – 02/07/19 |
| 3PM | -- |
| 3PA | 1, @ Georgia – 11/16/16 |
| FTM | 5, four, last at LMU – 01/29/19 |
| FTA | 7, at LMU – 01/29/19 |

| MISCELLANEOUS | | |
|-------------------|-------|--------|
| | 18-19 | Career |
| Double-Figure PTS | 4 | 4 |
| 20-plus Pts | | -- |
| Double-Doubles | 1 | 1 |
| 3-plus AST | | -- |
| 3-plus STL | | -- |
| 3-plus 3-point FG | | -- |
| Scoring Leader | | -- |
| Rebound Leader | 6 | 7 |
| Assist Leader | | -- |

MOODY CAREER STATISTICS (ALL GAMES)

| Year | GP | GS | Min | Avg | FG | FGA | Pct | 3FG | FGA | Pct | FT | FTA | Pct | Off | Def | TR | Avg | PF | FO | A | TO | Blk | Stl | Pts | Avg |
|--------------|-----------|-----------|-------------|-------------|------------|------------|-------------|----------|----------|-------------|-----------|------------|-------------|-----------|------------|-------------|------------|------------|----------|-----------|-----------|-----------|-----------|------------|------------|
| 2015-16 | 33 | 27 | 346 | 10.5 | 30 | 82 | .366 | 0 | 0 | .000 | 20 | 37 | .541 | 27 | 33 | 60 | 1.8 | 47 | 1 | 6 | 14 | 3 | 5 | 80 | 2.4 |
| 2016-17 | 26 | 12 | 267 | 10.3 | 1 | 50 | .420 | 0 | 1 | .000 | 18 | 32 | .563 | 25 | 36 | 61 | 2.3 | 33 | 0 | 4 | 18 | 3 | 8 | 60 | 2.3 |
| 2017-18 | 5 | 0 | 43 | 8.6 | 3 | 6 | .500 | 1 | 1 | 1.000 | 0 | 1 | .000 | 6 | 4 | 10 | 2.0 | 8 | 0 | 3 | 7 | 2 | 1 | 7 | 1.4 |
| 2018-19 | 23 | 8 | 529 | 23.0 | 57 | 107 | .533 | 2 | 3 | .667 | 34 | 50 | .680 | 39 | 94 | 133 | 5.8 | 43 | 1 | 9 | 30 | 5 | 9 | 150 | 6.5 |
| TOTAL | 87 | 47 | 1185 | 13.6 | 111 | 245 | .453 | 3 | 5 | .600 | 72 | 120 | .600 | 97 | 167 | 2644 | 3.0 | 131 | 2 | 22 | 69 | 13 | 23 | 297 | 3.4 |

MOODY CAREER STATISTICS (CONFERENCE GAMES)

| Year | GP | GS | Min | Avg | FG | FGA | Pct | 3FG | FGA | Pct | FT | FTA | Pct | Off | Def | TR | Avg | PF | FO | A | TO | Blk | Stl | Pts | Avg |
|--------------|-----------|-----------|------------|-------------|-----------|------------|-------------|----------|----------|-------------|-----------|-----------|-------------|-----------|-----------|------------|------------|-----------|----------|----------|-----------|----------|----------|------------|------------|
| 2015-16 | 18 | 18 | 185 | 10.3 | 14 | 46 | .304 | 0 | 0 | .000 | 8 | 18 | .444 | 17 | 19 | 36 | 2.0 | 22 | 0 | 3 | 6 | 3 | 3 | 36 | 2.0 |
| 2016-17 | 13 | 5 | 86 | 6.6 | 8 | 15 | .533 | 0 | 0 | .000 | 6 | 9 | .667 | 4 | 12 | 16 | 1.2 | 12 | 0 | 2 | 3 | 1 | 1 | 22 | 1.7 |
| 2017-18 | | | | | | | | | | | | | | | | | | | | | | | | | |
| 2018-19 | 11 | 1 | 256 | 23.3 | 27 | 51 | .529 | 0 | 1 | .000 | 25 | 34 | .735 | 23 | 49 | 72 | 6.5 | 18 | 0 | 5 | 16 | 3 | 5 | 79 | 7.2 |
| TOTAL | 40 | 23 | 480 | 12.0 | 43 | 102 | .422 | 0 | 0 | .000 | 34 | 52 | .654 | 42 | 75 | 117 | 2.9 | 50 | 0 | 8 | 23 | 7 | 7 | 120 | 3.0 |

Brigham Young University
BYU Combined Team Statistics (as of Feb 07, 2019)
All games

| RECORD: | OVERALL | HOME | AWAY | NEUTRAL |
|----------------|---------|------|------|---------|
| ALL GAMES | 17-6 | 8-2 | 7-4 | 2-0 |
| CONFERENCE | 9-3 | 4-1 | 5-2 | 0-0 |
| NON-CONFERENCE | 8-3 | 4-1 | 2-2 | 2-0 |

| ## | Player | gp-gs | min | Total | | | 3-Point | | F-Throw | | Rebounds | | | | pf | dq | a | to | blk | stl | pts | avg | |
|----------------|--------------------|-------|------|-------|----------|------|---------|------|---------|-------|----------|-----|-----|------|-----|----|-----|-----|-----|-----|------|------|--|
| | | | | avg | fg-fga | fg% | 3fg-fga | 3fg% | ft-fa | ft% | off | def | tot | avg | | | | | | | | | |
| 02 | GONZALES, Shaylee | 23-16 | 798 | 34.7 | 129-297 | .434 | 34-108 | .315 | 77-105 | .733 | 39 | 83 | 122 | 5.3 | 37 | 1 | 96 | 58 | 9 | 48 | 369 | 16.0 | |
| 13 | JOHNSON, Paisley | 23-23 | 791 | 34.4 | 110-268 | .410 | 32-101 | .317 | 76-101 | .752 | 21 | 72 | 93 | 4.0 | 59 | 1 | 60 | 47 | 2 | 33 | 328 | 14.3 | |
| 01 | CHASE, Brenna | 23-23 | 839 | 36.5 | 98-281 | .349 | 56-176 | .318 | 19-30 | .633 | 6 | 59 | 65 | 2.8 | 44 | 1 | 94 | 49 | 11 | 58 | 271 | 11.8 | |
| 33 | MOODY, Jasmine | 23-8 | 529 | 23.0 | 57-107 | .533 | 2-3 | .667 | 34-50 | .680 | 39 | 94 | 133 | 5.8 | 43 | 1 | 9 | 30 | 5 | 9 | 150 | 6.5 | |
| 03 | SALMON, Shalae | 22-22 | 476 | 21.6 | 64-130 | .492 | 0-0 | .000 | 14-30 | .467 | 35 | 69 | 104 | 4.7 | 60 | 5 | 17 | 45 | 13 | 4 | 142 | 6.5 | |
| 14 | UGWU, Babalu | 21-13 | 248 | 11.8 | 37-92 | .402 | 0-1 | .000 | 13-15 | .867 | 25 | 41 | 66 | 3.1 | 41 | 1 | 5 | 22 | 2 | 15 | 87 | 4.1 | |
| 05 | ALBIERO, Maria | 23-7 | 376 | 16.3 | 30-99 | .303 | 10-34 | .294 | 12-16 | .750 | 9 | 38 | 47 | 2.0 | 19 | 0 | 43 | 24 | 0 | 11 | 82 | 3.6 | |
| 22 | HAMSON, Sara | 21-1 | 358 | 17.0 | 32-60 | .533 | 0-0 | .000 | 1-8 | .125 | 48 | 64 | 112 | 5.3 | 48 | 0 | 18 | 27 | 44 | 13 | 65 | 3.1 | |
| 12 | ALLDREDGE, Caitlyn | 16-2 | 83 | 5.2 | 10-21 | .476 | 6-12 | .500 | 0-0 | .000 | 6 | 12 | 18 | 1.1 | 14 | 0 | 5 | 1 | 2 | 2 | 26 | 1.6 | |
| 15 | VALGARDSON, Malli | 15-0 | 64 | 4.3 | 6-22 | .273 | 5-16 | .313 | 2-2 | 1.000 | 5 | 7 | 12 | 0.8 | 9 | 0 | 4 | 4 | 4 | 1 | 19 | 1.3 | |
| 24 | BECKSTRAND, Ashley | 12-0 | 41 | 3.4 | 4-11 | .364 | 1-4 | .250 | 4-6 | .667 | 1 | 5 | 6 | 0.5 | 7 | 0 | 3 | 4 | 0 | 2 | 13 | 1.1 | |
| 32 | GLANTZ, Signe | 7-0 | 26 | 3.7 | 1-2 | .500 | 0-1 | .000 | 0-0 | .000 | 1 | 1 | 2 | 0.3 | 3 | 0 | 1 | 1 | 1 | 0 | 2 | 0.3 | |
| 10 | MANGUM, Abby | 5-0 | 14 | 2.8 | 0-4 | .000 | 0-3 | .000 | 0-0 | .000 | 0 | 3 | 3 | 0.6 | 2 | 0 | 1 | 0 | 0 | 2 | 0 | 0.0 | |
| Team | | | | | | | | | | | 49 | 44 | 93 | | 1 | | 9 | | | | | | |
| Total..... | | 23 | 4643 | | 578-1394 | .415 | 146-459 | .318 | 252-363 | .694 | 284 | 592 | 876 | 38.1 | 387 | 10 | 356 | 321 | 93 | 198 | 1554 | 67.6 | |
| Opponents..... | | 23 | 4650 | | 513-1347 | .381 | 161-500 | .322 | 255-369 | .691 | 293 | 577 | 870 | 37.8 | 345 | - | 331 | 383 | 64 | 167 | 1442 | 62.7 | |

| TEAM STATISTICS | BYU | OPP | Date | Opponent | Score | Att. |
|------------------------|----------|----------|---------------------|-----------------------|-----------|------|
| SCORING | 1554 | 1442 | 11/09/18 | UC RIVERSIDE | Wot 72-70 | 1575 |
| Points per game | 67.6 | 62.7 | 11/13/18 | CALIFORNIA | L 52-70 | 425 |
| Scoring margin | +4.9 | - | 11/17/18 | EASTERN WASH. | w 80-65 | 762 |
| FIELD GOALS-ATT | 578-1394 | 513-1347 | 11/20/18 | at Utah State | Wot 62-57 | 730 |
| Field goal pct | .415 | .381 | 11-23-18 | vs TCU | w 61-58 | 703 |
| 3 POINT FG-ATT | 146-459 | 161-500 | 11-24-18 | vs California Baptist | w 76-69 | 0 |
| 3-point FG pct | .318 | .322 | 11/27/18 | at Southern Utah | L 64-67 | 1021 |
| 3-pt FG made per game | 6.3 | 7.0 | 11/29/18 | at Utah Valley | w 77-51 | 1605 |
| FREE THROWS-ATT | 252-363 | 255-369 | 12/08/18 | at Utah | L 67-78 | 6106 |
| Free throw pct | .694 | .691 | 12/15/18 | COLORADO ST. | w 51-42 | 500 |
| F-Throws made per game | 11.0 | 11.1 | 12/21/18 | NORTHERN COLO. | w 70-50 | 681 |
| REBOUNDS | 876 | 870 | ** 12/29/18 | at Santa Clara | w 54-44 | 351 |
| Rebounds per game | 38.1 | 37.8 | * 12/31/18 | at San Francisco | w 67-59 | 263 |
| Rebounding margin | +0.3 | - | * 01/03/19 | PEPPERDINE | w 83-58 | 679 |
| ASSISTS | 356 | 331 | * 01/05/19 | LOYOLA MARYMOUNT | w 55-44 | 852 |
| Assists per game | 15.5 | 14.4 | * 1/10/19 | at Pacific | w 77-74 | 515 |
| TURNOVERS | 321 | 383 | * 1/12/19 | at Saint Mary's (CA) | w 74-73 | 531 |
| Turnovers per game | 14.0 | 16.7 | * 01/17/19 | GONZAGA | w 70-68 | 1341 |
| Turnover margin | +2.7 | - | * 01/19/19 | PORTLAND | w 79-71 | 1177 |
| Assist/turnover ratio | 1.1 | 0.9 | * 1/26/19 | at San Diego | w 65-56 | 433 |
| STEALS | 198 | 167 | * 1/31/19 | at LMU | L 58-61 | 246 |
| Steals per game | 8.6 | 7.3 | * 02/02/19 | at Pepperdine | L 65-79 | 0 |
| BLOCKS | 93 | 64 | * 02/07/19 | SAINT MARY'S (CA) | L 75-78 | 3981 |
| Blocks per game | 4.0 | 2.8 | | | | |
| ATTENDANCE | 11973 | 12504 | * = Conference game | | | |
| Home games-Avg/Game | 10-1197 | 11-1073 | | | | |
| Neutral site-Avg/Game | - | 2-352 | | | | |

| Score by Periods | 1st | 2nd | 3rd | 4th | OT | Totals |
|------------------|-----|-----|-----|-----|----|--------|
| BYU | 352 | 392 | 386 | 411 | 13 | 1554 |
| Opponents | 375 | 320 | 376 | 365 | 6 | 1442 |

Brigham Young University
BYU Combined Team Statistics (as of Feb 07, 2019)
Conference games

| RECORD: | OVERALL | HOME | AWAY | NEUTRAL |
|----------------|---------|------|------|---------|
| ALL GAMES | 9-3 | 4-1 | 5-2 | 0-0 |
| CONFERENCE | 9-3 | 4-1 | 5-2 | 0-0 |
| NON-CONFERENCE | 0-0 | 0-0 | 0-0 | 0-0 |

| ## | Player | gp-gs | min | Total | | | 3-Point | | F-Throw | | Rebounds | | | | pf | dq | a | to | blk | stl | pts | avg | |
|----------------|--------------------|-------|------|-------|---------|------|---------|-------|---------|-------|----------|-----|-----|------|-----|----|-----|-----|-----|-----|-----|------|--|
| | | | | avg | fg-fga | fg% | 3fg-fga | 3fg% | ft-fa | ft% | off | def | tot | avg | | | | | | | | | |
| 13 | JOHNSON, Paisley | 12-12 | 417 | 34.8 | 60-150 | .400 | 16-49 | .327 | 53-70 | .757 | 8 | 22 | 30 | 2.5 | 27 | 0 | 29 | 21 | 0 | 16 | 189 | 15.8 | |
| 02 | GONZALES, Shaylee | 12-12 | 430 | 35.8 | 56-145 | .386 | 15-55 | .273 | 53-68 | .779 | 18 | 49 | 67 | 5.6 | 18 | 1 | 51 | 31 | 6 | 23 | 180 | 15.0 | |
| 01 | CHASE, Brenna | 12-12 | 435 | 36.2 | 50-133 | .376 | 30-87 | .345 | 6-14 | .429 | 3 | 34 | 37 | 3.1 | 22 | 1 | 48 | 23 | 5 | 30 | 136 | 11.3 | |
| 33 | MOODY, Jasmine | 12-1 | 275 | 22.9 | 33-61 | .541 | 0-1 | .000 | 25-35 | .714 | 26 | 53 | 79 | 6.6 | 22 | 0 | 5 | 16 | 3 | 5 | 91 | 7.6 | |
| 03 | SALMON, Shalae | 11-11 | 190 | 17.3 | 29-48 | .604 | 0-0 | .000 | 3-12 | .250 | 13 | 24 | 37 | 3.4 | 30 | 3 | 9 | 23 | 9 | 2 | 61 | 5.5 | |
| 14 | UGWU, Babalu | 12-11 | 166 | 13.8 | 22-60 | .367 | 0-0 | .000 | 7-8 | .875 | 13 | 21 | 34 | 2.8 | 28 | 1 | 3 | 15 | 0 | 10 | 51 | 4.3 | |
| 22 | HAMSON, Sara | 12-1 | 232 | 19.3 | 22-40 | .550 | 0-0 | .000 | 1-8 | .125 | 27 | 44 | 71 | 5.9 | 33 | 0 | 12 | 20 | 30 | 9 | 45 | 3.8 | |
| 05 | ALBIERO, Maria | 12-0 | 166 | 13.8 | 14-38 | .368 | 7-17 | .412 | 5-7 | .714 | 3 | 15 | 18 | 1.5 | 8 | 0 | 20 | 9 | 0 | 2 | 40 | 3.3 | |
| 12 | ALLDREDGE, Caitlyn | 10-0 | 48 | 4.8 | 6-12 | .500 | 4-9 | .444 | 0-0 | .000 | 2 | 8 | 10 | 1.0 | 11 | 0 | 4 | 1 | 2 | 2 | 16 | 1.6 | |
| 15 | VALGARDSON, Malli | 5-0 | 15 | 3.0 | 2-6 | .333 | 2-6 | .333 | 2-2 | 1.000 | 1 | 2 | 3 | 0.6 | 3 | 0 | 2 | 2 | 0 | 0 | 8 | 1.6 | |
| 24 | BECKSTRAND, Ashley | 5-0 | 10 | 2.0 | 1-2 | .500 | 1-1 | 1.000 | 2-4 | .500 | 0 | 2 | 2 | 0.4 | 2 | 0 | 2 | 0 | 0 | 0 | 5 | 1.0 | |
| 32 | GLANTZ, Signe | 2-0 | 11 | 5.5 | 0-0 | .000 | 0-0 | .000 | 0-0 | .000 | 0 | 1 | 1 | 0.5 | 1 | 0 | 0 | 0 | 1 | 0 | 0 | 0.0 | |
| 10 | MANGUM, Abby | 2-0 | 5 | 2.5 | 0-0 | .000 | 0-0 | .000 | 0-0 | .000 | 0 | 1 | 1 | 0.5 | 2 | 0 | 0 | 0 | 0 | 1 | 0 | 0.0 | |
| Team | | | | | | | | | | | 19 | 20 | 39 | | 1 | | 4 | | | | | | |
| Total..... | | 12 | 2400 | | 295-695 | .424 | 75-225 | .333 | 157-228 | .689 | 133 | 296 | 429 | 35.8 | 208 | 6 | 185 | 165 | 56 | 100 | 822 | 68.5 | |
| Opponents..... | | 12 | 2400 | | 275-701 | .392 | 73-246 | .297 | 142-202 | .703 | 153 | 294 | 447 | 37.2 | 201 | - | 172 | 198 | 32 | 83 | 765 | 63.8 | |

| TEAM STATISTICS | BYU | OPP | Date | Opponent | Score | Att. |
|------------------------|---------|---------|---------------------|----------------------|---------|------|
| SCORING | 822 | 765 | ** 12/29/18 | at Santa Clara | w 54-44 | 351 |
| Points per game | 68.5 | 63.8 | * 12/31/18 | at San Francisco | w 67-59 | 263 |
| Scoring margin | +4.8 | - | * 01/03/19 | PEPPERDINE | w 83-58 | 679 |
| FIELD GOALS-ATT | 295-695 | 275-701 | * 01/05/19 | LOYOLA MARYMOUNT | w 55-44 | 852 |
| Field goal pct | .424 | .392 | * 1/10/19 | at Pacific | w 77-74 | 515 |
| 3 POINT FG-ATT | 75-225 | 73-246 | * 1/12/19 | at Saint Mary's (CA) | w 74-73 | 531 |
| 3-point FG pct | .333 | .297 | * 01/17/19 | GONZAGA | w 70-68 | 1341 |
| 3-pt FG made per game | 6.3 | 6.1 | * 01/19/19 | PORTLAND | w 79-71 | 1177 |
| FREE THROWS-ATT | 157-228 | 142-202 | * 1/26/19 | at San Diego | w 65-56 | 433 |
| Free throw pct | .689 | .703 | * 1/31/19 | at LMU | L 58-61 | 246 |
| F-Throws made per game | 13.1 | 11.8 | * 02/02/19 | at Pepperdine | L 65-79 | 0 |
| REBOUNDS | 429 | 447 | * 02/07/19 | SAINT MARY'S (CA) | L 75-78 | 3981 |
| Rebounds per game | 35.8 | 37.2 | * = Conference game | | | |
| Rebounding margin | -1.5 | - | | | | |
| ASSISTS | 185 | 172 | | | | |
| Assists per game | 15.4 | 14.3 | | | | |
| TURNOVERS | 165 | 198 | | | | |
| Turnovers per game | 13.8 | 16.5 | | | | |
| Turnover margin | +2.8 | - | | | | |
| Assist/turnover ratio | 1.1 | 0.9 | | | | |
| STEALS | 100 | 83 | | | | |
| Steals per game | 8.3 | 6.9 | | | | |
| BLOCKS | 56 | 32 | | | | |
| Blocks per game | 4.7 | 2.7 | | | | |
| ATTENDANCE | 8030 | 2339 | | | | |
| Home games-Avg/Game | 5-1606 | 7-334 | | | | |
| Neutral site-Avg/Game | - | 0-0 | | | | |

| Score by Periods | 1st | 2nd | 3rd | 4th | Totals |
|------------------|-----|-----|-----|-----|--------|
| BYU | 189 | 204 | 219 | 210 | 822 |
| Opponents | 211 | 181 | 186 | 187 | 765 |

Brigham Young University
BYU Points-Rebounds-Assists (as of Feb 07, 2019)
All games

| Opponent | Date | Score | | 01 | 02 | 03 | 05 | 10 | 12 | 13 |
|-----------------------|----------|-------|---|------------|------------|------------|------------|------------|------------|------------|
| | | | | CHASE,BREN | GONZALES,S | SALMON,SHA | ALBIERO,MA | MANGUM,ABB | ALLDREDGE, | JOHNSON,PA |
| UC RIVERSIDE | 11/09/18 | 72-70 | w | 18-4-7 | 16-3-1 | 4-9-2 | 10-7-3 | DNP | 0-0-0 | 18-12-2 |
| CALIFORNIA | 11/13/18 | 52-70 | L | 8-1-5 | 13-5-4 | 2-6-2 | 2-1-1 | 0-0-0 | 0-0-0 | 14-7-1 |
| EASTERN WASH. | 11/17/18 | 80-65 | w | 17-2-10 | 16-0-2 | 14-3-0 | 4-3-4 | 0-0-0 | 0-0-0 | 10-6-4 |
| at Utah State | 11/20/18 | 62-57 | w | 13-3-3 | 20-5-3 | 7-9-1 | 4-2-0 | DNP | DNP | 10-4-1 |
| vs TCU | 11-23-18 | 61-58 | w | 18-2-2 | 12-4-3 | 8-5-1 | 0-2-3 | DNP | DNP | 10-4-6 |
| vs California Baptist | 11-24-18 | 76-69 | w | 11-2-4 | 22-10-8 | 19-7-1 | 0-2-1 | DNP | DNP | 20-4-3 |
| at Southern Utah | 11/27/18 | 64-67 | L | 14-4-0 | 13-6-6 | 10-5-0 | 6-3-1 | DNP | DNP | 11-5-4 |
| at Utah Valley | 11/29/18 | 77-51 | w | 4-3-7 | 23-5-4 | 7-10-0 | 4-5-4 | 0-2-1 | 2-6-0 | 8-5-1 |
| at Utah | 12/08/18 | 67-78 | L | 17-4-3 | 11-2-5 | 6-2-0 | 0-2-0 | DNP | 5-2-1 | 17-3-2 |
| COLORADO ST. | 12/15/18 | 51-42 | w | 0-2-2 | 29-9-4 | 0-4-1 | 10-1-2 | DNP | DNP | 9-11-1 |
| NORTHERN COLO. | 12/21/18 | 70-50 | w | 15-1-3 | 14-6-5 | 4-7-0 | 2-1-4 | DNP | 3-0-0 | 12-2-6 |
| at Santa Clara | 12/29/18 | 54-44 | w | 10-3-4 | 13-7-2 | 6-6-0 | 0-1-3 | DNP | 0-0-1 | 10-6-2 |
| at San Francisco | 12/31/18 | 67-59 | w | 13-5-5 | 19-10-2 | 5-1-0 | 0-0-0 | DNP | DNP | 9-4-2 |
| PEPPERDINE | 01/03/19 | 83-58 | w | 23-2-7 | 22-7-7 | 2-1-0 | 0-0-1 | 0-1-0 | 0-0-0 | 24-5-2 |
| LOYOLA MARYMOUNT | 01/05/19 | 55-44 | w | 14-1-4 | 13-2-7 | 8-5-1 | 0-3-1 | DNP | 0-1-0 | 10-2-2 |
| at Pacific | 1/10/19 | 77-74 | w | 5-1-2 | 24-9-3 | 6-2-4 | 4-0-2 | DNP | 0-0-0 | 24-2-3 |
| at Saint Mary's (CA) | 1/12/19 | 74-73 | w | 12-6-3 | 20-5-5 | 4-2-0 | 3-2-3 | DNP | DNP | 25-2-1 |
| GONZAGA | 01/17/19 | 70-68 | w | 14-1-4 | 17-5-2 | 3-1-0 | 8-3-2 | DNP | 0-0-0 | 12-0-2 |
| PORTLAND | 01/19/19 | 79-71 | w | 13-3-3 | 11-5-10 | 2-3-1 | 16-2-0 | DNP | 3-2-0 | 15-2-3 |
| at San Diego | 1/26/19 | 65-56 | w | 8-3-3 | 17-4-2 | 8-6-0 | 3-1-5 | DNP | 0-1-0 | 13-1-1 |
| at LMU | 1/31/19 | 58-61 | L | 8-5-5 | 5-2-4 | 4-4-1 | 2-3-0 | DNP | 0-0-0 | 16-3-6 |
| at Pepperdine | 02/02/19 | 65-79 | L | 7-5-2 | 6-7-3 | 13-6-2 | 4-2-1 | 0-0-0 | 2-2-0 | 11-0-2 |
| SAINT MARY'S (CA) | 02/07/19 | 75-78 | L | 9-2-6 | 13-4-4 | DNP | 0-1-2 | DNP | 11-4-3 | 20-3-3 |

| Opponent | Date | Score | | 14 | 15 | 22 | 24 | 32 | 33 |
|-----------------------|----------|-------|---|------------|------------|------------|------------|------------|------------|
| | | | | UGWU,BABAL | VALGARDSON | HAMSON,SAR | BECKSTRAND | GLANTZ,SIG | MOODY,JASM |
| UC RIVERSIDE | 11/09/18 | 72-70 | w | DNP | 0-0-0 | DNP | DNP | DNP | 6-8-0 |
| CALIFORNIA | 11/13/18 | 52-70 | L | DNP | 5-1-0 | DNP | 0-0-0 | DNP | 8-4-0 |
| EASTERN WASH. | 11/17/18 | 80-65 | w | 7-2-0 | 3-0-1 | 0-3-2 | 2-0-0 | 0-0-0 | 7-1-0 |
| at Utah State | 11/20/18 | 62-57 | w | 0-3-0 | 0-0-0 | 2-1-0 | DNP | DNP | 6-5-2 |
| vs TCU | 11-23-18 | 61-58 | w | 3-5-0 | 0-1-1 | 4-8-2 | DNP | DNP | 6-10-0 |
| vs California Baptist | 11-24-18 | 76-69 | w | 2-3-1 | 0-0-0 | 0-2-0 | 0-1-0 | DNP | 2-5-0 |
| at Southern Utah | 11/27/18 | 64-67 | L | 5-2-0 | 3-2-0 | 2-4-1 | 0-0-0 | 0-1-0 | 0-3-0 |
| at Utah Valley | 11/29/18 | 77-51 | w | 6-3-0 | 0-0-0 | 8-6-0 | 6-2-1 | 2-0-1 | 7-4-0 |
| at Utah | 12/08/18 | 67-78 | L | 3-3-1 | DNP | 4-5-0 | DNP | 0-0-0 | 4-3-0 |
| COLORADO ST. | 12/15/18 | 51-42 | w | 0-5-0 | 0-4-0 | 0-6-1 | 0-0-0 | DNP | 3-5-0 |
| NORTHERN COLO. | 12/21/18 | 70-50 | w | 10-6-0 | 0-1-0 | 0-6-0 | 0-1-0 | 0-0-0 | 10-6-2 |
| at Santa Clara | 12/29/18 | 54-44 | w | 4-6-0 | 0-0-0 | 4-6-0 | 0-1-0 | DNP | 7-1-1 |
| at San Francisco | 12/31/18 | 67-59 | w | 6-0-0 | 3-1-1 | 4-5-1 | DNP | DNP | 8-7-1 |
| PEPPERDINE | 01/03/19 | 83-58 | w | 0-0-1 | 0-1-1 | 2-10-2 | 4-0-0 | DNP | 6-8-0 |
| LOYOLA MARYMOUNT | 01/05/19 | 55-44 | w | 4-7-0 | DNP | 4-5-0 | 0-0-0 | DNP | 2-7-0 |
| at Pacific | 1/10/19 | 77-74 | w | 0-2-0 | DNP | 6-3-1 | DNP | DNP | 8-9-0 |
| at Saint Mary's (CA) | 1/12/19 | 74-73 | w | 4-5-0 | DNP | 2-4-2 | 0-0-0 | DNP | 4-5-0 |
| GONZAGA | 01/17/19 | 70-68 | w | 4-0-0 | DNP | 6-6-3 | DNP | DNP | 6-10-1 |
| PORTLAND | 01/19/19 | 79-71 | w | 8-2-1 | DNP | 3-6-0 | DNP | DNP | 8-6-0 |
| at San Diego | 1/26/19 | 65-56 | w | 1-2-1 | DNP | 2-9-2 | DNP | DNP | 13-12-0 |
| at LMU | 1/31/19 | 58-61 | L | 4-0-0 | DNP | 6-11-0 | DNP | DNP | 13-6-2 |
| at Pepperdine | 02/02/19 | 65-79 | L | 10-3-0 | 5-1-0 | 2-6-1 | 1-1-2 | 0-1-0 | 4-1-0 |
| SAINT MARY'S (CA) | 02/07/19 | 75-78 | L | 6-7-0 | 0-0-0 | 4-0-0 | DNP | 0-0-0 | 12-7-0 |

2018-19 RADIO/TV ROSTER



BRENNA CHASE
Junior, 5-9 Guard
Thornton, Colorado



SHAYLEE GONZALES
Freshman, 5-10 Guard
Gilbert, Arizona



SHALAE SALMON
Junior, 6-3 Forward
Porirua, New Zealand



MARIA ALBIERO
Sophomore, 5-8 Guard
Londrina, Brazil



ABBY MANGUM
Freshman, 6-0 Forward
Eagle, Idaho




KAYLEE SMILER
Freshman, 5-8 Guard
Hamilton, New Zealand



CAITLYN ALLDREDGE
Senior, 5-10 Guard
Centerville, Utah




PAISLEY JOHNSON
Sophomore, 5-9 Guard
Everett, Washington



BABALU UGWU
Freshman, 6-0 Forward
Judiai, Sao Paulo, Brazil




MALLI VALGARDSON
Freshman, 6-5 F
Pleasant Grove, Utah



KHAEDIN TAITO
Junior, 5-11 Guard
Hastings, New Zealand



SARA HAMSON
Sophomore, 6-7 Center
Lindon, Utah




TAHLIA WHITE
Freshman, 6-0 Forward
Orem, Utah



ASHLEY BECKSTRAND
Freshman, 5-7 Guard
St. George, Utah



SIGNE GLANTZ
Freshman, 6-1 Forward
Ostersund, Sweden



JASMINE MOODY
Senior, 6-2 Forward
Honolulu, Hawai'i