



BYU BASKETBALL

Norma Bertoch, BYU Athletic Communications | O: (801) 422-4908 | C: (801) 372-0989 | norma_bertoch@byu.edu | www.byucougars.com

BYU 2018-19 SCHEDULE

| Date | Opponent | Time/Result | R & TV |
|-----------------|------------------------|-------------|-------------|
| NOVEMBER | | | |
| Tue. 11/6 | Dixie State (Exh) | W 83-56 | W.tv |
| Fri. 11/9 | UC Riverside | W 72-70 OT | BYUtv |
| Tu. 11/13 | Cal | L 70-52 | W.tv |
| Sat. 11/17 | Eastern Wash. | W 80-65 | W.tv |
| Tue. 11/20 | @ Utah State | W 62-57 OT. | MTN West |
| Fri. 11/23 | vs. TCU @ SDSU | W 61-58 | |
| Sat. 11/24 | vs. Cal Baptist @ SDSU | W 76-69 | |
| Tu. 11/27 | @ Southern Utah | L 64-67 | Pluto TV |
| Thu. 11/29 | @ Utah Valley U. | W 77-51 | WAC Digital |
| DECEMBER | | | |
| Sat. 12/8 | @ Utah | L 67-78 | Pac-12 |
| Sat. 12/15 | Colorado State | W 51-42 | BYUtv |
| Fri. 12/21 | Northern Colorado | W 70-50 | W.tv |
| Sat. 12/29 | @ Santa Clara* | W 54-44 | W.tv |
| Mon. 12/31 | @ San Francisco* | W 67-59 | W.tv |
| JANUARY | | | |
| Thu. 1/3 | Pepperdine* | W 83-58 | BYUtv |
| Sat. 1/5 | LMU* | W 55-44 | BYUtv |
| Thu. 1/10 | @ Pacific* | W 77-74 | W.tv |
| Sat. 1/12 | @ St. Mary's* | W 74-73 | W.tv |
| Thu. 1/17 | Gonzaga* | W 70-68 | BYUtv |
| Sat. 1/19 | Portland* | W 79-71 | BYUtv |
| Sat. 1/26 | @ San Diego* | W 65-56 | W.tv |
| Thu. 1/31 | @ LMU* | L 58-61 | W.tv |
| FEBRUARY | | | |
| Sat. 2/2 | @ Pepperdine* | L 65-79 | W.tv |
| Thu. 2/7 | St. Mary's* | L 75-78 | BYUtv |
| Sat. 2/9 | Pacific* | W 75-49 | BYUtv |
| Thu. 2/14 | @ Portland* | W 70-69 | W.tv |
| Sat. 2/16 | @ No.12/13Gonzaga* | W 66-64 | W.tv |
| Sat. 2/23 | San Diego* | W 80-68 | BYUtv |
| Thu. 2/28 | San Francisco* | W 82-59 | W.tv |
| MARCH | | | |
| Sat. 3/2 | Santa Clara* | W 69-64 | BYUtv |
| Th-Tu 7-12 | @ WCC Champs. | TBA | TBA |
| Mon. 3/11 | vs. Pepperdine | 2 p.m. | BYUtv |

All times local to site

Home games in bold

* indicates West Coast Conference game



PEPPERDINE (20-10, 12-6)

Head Coach Delisha Milton-Jones
 Career Record 30-30 (2nd)
 Record at PEP 30-30 same



BYU (23-6, 15-3)

Head Coach Jeff Judkins
 Career Record 390-182 (18th)
 Record at BYU Same

GAME INFORMATION

Live Television: BYUtv
 Spencer Linton (PBP), Kristen Kozlowski (A)
 Live Video Stream:byutv.org
 Live Stats: byucougars.com

SERIES HISTORY

BYU leads 18-3
 BYU at H/A/N 9-0/6-3/3-0
 BYU under Judkins 17-2
 Last Meeting Pepperdine won 79-65 on 2/2/19 in Malibu

BYU STORY LINES

- No. 2 seed BYU enters the WCC Championships on a six-game win streak after a 69-64 home win over Santa Clara. BYU had an 11-game win streak from Dec. 15 to Jan. 26. The Cougars finished second in the WCC with a 15-3 record.
- The Cougars are averaging 68.8 points and pull down 38.4 rebounds a game. BYU is shooting 42.4 percent from the field, 33.7 percent from 3-point range and 70 percent from the free throw line.
- The Cougars were receiving votes (7) in the Associated Press Top 25 Poll as of March 4. They entered the AP Poll on Jan. 28 and fell out of the top 25 the week of Feb. 4.
- On the year, BYU has a 17-1 record when leading at the half; is 21-3 when making at least 5 treys; is 14-2 when dishing out more assists; and is 14-1 when it pulls down more rebounds than its opponents.
- **Key Players:** #1 B. Chase: steals leader (2.3); 2nd in assists (3.9); 3rd in scoring (12.4); 19 double-digit point games #2 S. Gonzales: points & assist leader (16.4) & (4.2); 3rd in rebounds (5.4); scored double digits in 27 games #3 S. Salmon: 4th in rebounds (4.4); 5th in points (5.8); 3rd in blocks with 16 on the year #13 P. Johnson: 2nd in points (14.5); 3rd in assists (3.0) & in steals (1.5), 10+points in 25 games & last 16 straight; #22 S. Hamson: 1st in rebounds (5.8) & in blocks (2.7); best FG% - 54.0; averages 4.4 points per game #33 J. Moody: 2nd in rebounds (5.6); 2nd best FG% - 53.7; 4th in scoring (6.1); four 10+points games., last vs. SMC

PROBABLE STARTERS (BASED ON PREVIOUS GAME)



#1 | Brenna Chase
 Guard | 5-9 | Jr.
 Thornton, CO
 Broomfield HS

| GP/GS | MPG | Pts | Reb | Ast | Stl | FG% | 3PT% | FT% |
|-------|------|------|-----|-----|-----|------|------|------|
| 29/29 | 35.8 | 12.4 | 2.8 | 3.9 | 2.3 | .365 | .349 | .667 |

Last Game: Scored 6 points ... 3 assist ... 2 rebounds ... 1 block ... went 2 of 11 from the field and 2 of 9 from 3-point range ... played 36 minutes

Notes: 2nd in assists (3.9) 1st in steals (2.3) ... plays most minutes ... recorded double digit points in 19 games ... 3rd in scoring (12.4)



#2 | Shaylee Gonzales
 Guard | 5-9 | Fr.
 Gilbert, AZ | Mesquite HS

| GP/GS | MPG | Pts | Reb | Ast | Stl | FG% | 3PT% | FT% |
|-------|------|------|-----|-----|-----|------|------|------|
| 29/22 | 34.3 | 16.3 | 5.4 | 4.3 | 2.0 | .447 | .353 | .725 |

Last Game: 4th double-double (14) points & a game-high 10 rebounds ... game-high 7 assists ... 3 steals ... went 5 of 14 from the field

Notes: Has scored in double figures in 27 of 29 games ... leads the team in points (16.3) 3rd in rebounds (5.4) ... 1st in assists (4.3) ... 2nd in steals (2.0) ... 2nd best FT % (.725)



#13 | Paisley Johnson
 Guard | 5-9 | So.
 Everett, WA
 Glacier Peak HS

| GP/GS | MPG | PTS | Reb | Ast | Stl | FG% | 3PT% | FT% |
|-------|------|------|-----|-----|-----|------|------|------|
| 29/29 | 34.0 | 14.5 | 4.3 | 3.0 | 1.5 | .415 | .321 | .741 |

Last Game: Team-best 17 points ... 9 rebounds ... 2 assists ... tied for game best 3 steals ... shot 5 of 9 from the field & 2 of 3 from behind the arc

Notes: Best FT% (.741) ... 2nd in scoring with a 14.5 average ... plays 3rd most minutes ... ranks third in assists (3.0) & steals (1.4) ... double-digit points in 25 games and last 16



#12 | Caitlyn Alldredge
 Guard | 5-10 | Sr.
 Centerville, UT | Viewmont HS

| GP/GS | MPG | Pts | Reb | Ast | Stl | FG% | 3PT% | FT% |
|-------|-----|-----|-----|------|------|------|------|------|
| 22/8 | 9.3 | 2.1 | 1.4 | 0.73 | 0.18 | .462 | .435 | .333 |

Last Game: 8 points ... 8 rebounds ... 2 assists ... shot 3 of 5 from the field ... went 1 of 2 from 3-point range and the charity stripe ... played 26 minutes

Notes: Started in her 8th game on the year vs. SCU ... 8 rebounds vs. SCU are career bests ... played in 22 games ... is averaging nine minutes of playing time per contest



#22 | Sara Hamson
 Center | 6-7 | So.
 Lindon, UT/Pleasant Grove HS

| GP/GS | MPG | Pts | Reb | Ast | Stl | FG% | 3PT% | FT% |
|-------|------|-----|-----|------|------|------|------|------|
| 27/7 | 18.6 | 4.4 | 5.8 | 0.81 | 0.74 | .567 | .000 | .593 |

Last Game: Game- & career-best 18 points ... 7 rebounds ... game-high 9 blocks, which tie career bests ... 10 of 10 from the charity stripe ... played 31 minutes, the most to date

Notes: 1st in rebounding (5.8 rpg) & blocks (2.7 bpg) ... is playing nearly 19 minutes a game ... has started last seven straight contests ... has best FG% (.567)

2018-19 OFF THE BENCH (BASED ON PREVIOUS GAME)

| No. | Name | Pos. | Ht. | Yr. | Pts. | Reb. | Hometown | Last Game |
|-----|-------------------|------|------|-----|------|------|-----------------------|---|
| 3 | Shalae Salmon | C | 6-3 | Jr. | 5.8 | 4.4 | Porirua, New Zealand | 2 points, 2 rebounds, 1 block, went 1 of 5 from the field |
| 5 | Maria Albiero | G | 5-9 | Fr. | 3.4 | 1.8 | Londrina, Brazil | Played 10 minutes, shot 0 of 5 from the field and 0 of 2 from free throw line |
| 10 | Abby Mangum | F | 6-0 | Fr. | 0.9 | 0.5 | Eagle, Idaho | DNP |
| 11 | Kaylee Smiler | G | 5-6 | Fr. | - | - | Hamilton, New Zealand | DNP |
| 14 | Babalu Ugwu | F | 6-1 | Fr. | 3.7 | 3.1 | Jundai, Brazil | Played two minutes, went 0 of 2 from the field |
| 15 | Malli Valgardson | C | 6-5 | Fr. | 1.1 | 0.9 | Pleasant Grove, Utah | DNP |
| 21 | Khaedin Taio | G | 5-11 | Jr. | 0.0 | 0.0 | Hastings, New Zealand | DNP |
| 24 | Ashley Beckstrand | G | 5-7 | Fr. | 1.7 | 0.6 | St. George, Utah | DNP |
| 32 | Signe Glantz | F | 6-1 | Fr. | 0.4 | 0.6 | Ostersund, Sweden | DNP |
| 33 | Jasmine Moody | F | 6-2 | Sr. | 6.0 | 5.6 | Honolulu, HI | 4 points, 5 rebounds, went 2 of 3 from the field, played 13 minutes |

2017-18 QUICK FACTS

UNIVERSITY

Location Provo, Utah 84602
 Elevation 4,553 feet
 Enrollment 29,672
 Founded October 15, 1875
 Owned LDS Church
 Nickname Cougars
 Mascot Cosmo the Cougar
 Colors Dark Blue and White
 Arena/Seating Marriott Center/19,000
 BYU President Kevin J Worthen (BYU, 1982)
 Athletics Director Tom Holmoe (BYU, 1983)
 SWA Liz Darger

TEAM

Head Coach Jeff Judkins (Utah, 1978)
 Seasons Entering 18th
 Career Record 367-176
 Record at BYU Same
 Associate Head Coach Dan Nielson
 Assistant Coach Ray Stewart
 Assistant Coach Ashley Garfield
2018-19 Record 23-6, 15-3
 2017-18 Record 16-14
 2017-18 WCC Record/Finish 111-7/3rdT
 2018 Postseason None
 Letterwinners Returning/Lost 5/1
 Starters Returning/Lost 2/3
 Newcomers 6

ATHLETIC COMMUNICATIONS

Women's Basketball Main Contact Norma Bertoch
 Office 801-422-4908
 Cell 801-372-0989
 Email norma_bertoch@byu.edu
 Assistant WBKB Contact Caleb Turner
 Cell 210-241-8504
 Email golf_sid@byu.edu
 Media Relations Main Office 801-422-8948
 Website www.byucougars.com
 Facebook facebook.com/byuwomensbasketball
 Twitter twitter.com/byuwbbb
 Address 30 Smith Fieldhouse, Provo, UT 84602

STARTING LINEUPS 2018-19: Record

Chase, Albiero, Salmon, Johnson, Moody: 5-2
 Chase, Gonzales, Salmon, Johnson, Alldredge: 1-1
 Chase, Gonzales, Salmon, Johnson, Ugwu: 11-1
 Chase, Gonzales, Salmon, Johnson, Moody: 0-1
 Chase, Gonzales, Hamson, Johnson, Ugwu: 0-1
 Chase, Gonzales, Hamson, Johnson, Alldredge: 5-1*

* Indicates most recent starters

PLAYER HONORS 2018-19 Non WCC awards

Paisley Johnson - Madness High-Major WCC Player of the Week - College Sports Madness - Jan. 14, 2019

2018-19 NUMERICAL ROSTER

| No. | Name | Pos. | Ht. | Cl. | Exp. | Hometown/Previous School |
|-----|-------------------|------|------|--------|--------|---|
| 01 | Brenna Chase | G | 5-9 | Jr. | 2V | Thornton, Colo./Broomfield HS |
| 02 | Shaylee Gonzales | G | 5-9 | Fr. | HS | Gilbert, AZ/Mesquite HS |
| 03 | Shalae Salmon | C | 6-3 | Jr. | 2V | Porirua, NZ/Wellington Girls Co. HS |
| 05 | Maria Albiero | G | 5-8 | So. | 1V | Londrina, Brazil/Neuse Christian A. |
| 10 | Abby Mangum | F | 6-0 | Fr. | HS/RS | Eagle, Idaho/Eagle HS |
| 11 | Kaylee Smiler | G | 5-6 | Fr. | HS | Hamilton, NZ/Melville HS |
| 12 | Caitlyn Alldredge | G | 5-10 | Sr. | HS | Centerville, UT/Viewmont HS |
| 13 | Paisley Johnson | G | 5-9 | So. | 1V | Everett, WA/Glacier Peak HS |
| 14 | Babalu Ugwu | F | 6-1 | Fr. | HS | Jundai, Brazil/Raleigh, NC/Friendship C. HS |
| 15 | Malli Valgardson | F | 6-5 | Fr. | HS//RS | Pleasant Grove, UT/Pleasant G. HS |
| 21 | Khaedin Taito | G | 5-11 | Jr. | 2V | Hastings, NZ/PalmBeachC.HS/ USC |
| 22 | Sara Hamson | C | 6-7 | So. | 1V | Lindon, Utah/Pleasant Grove HS |
| 23 | Tahlia White | G | 6-0 | Fr. | HS | Orem, UT/Mountain View HS |
| 24 | Ashley Beckstrand | G | 5-7 | Fr./RS | HS/RS | St. George, UT/Desert Hills HS |
| 32 | Signe Glantz | F | 6-1 | Fr. | HS | Ostersund, Sweden/ |
| 33 | Jasmine Moody | F | 6-2 | Sr. | 3V | Honolulu, HI/Radford HS |

Head Coach: Jeff Judkins (Utah, 1978) 18th season
Associate Head Coach: Dan Nielson (BYU, 2006)
Assistant Coaches: Ray Stewart (UVU, 2000), Ashley Garfield (BYU 2015)
Director of Basketball Operations: Kim Parker (BYU 2014)
Strength & Conditioning Coach: Josh Morzelewski
Athletic Trainer: Jeff Hurst **Team Manager:**

ROSTER BREAKDOWN

Starters Returning: (2)
 #01 Brenna Chase Jr. 13.5 ppg 2.2 rpg 3.0 apg
 #22 Sara Hamson So. 5.6 ppg 7.7 rpg 4.3 bpg

Starters Lost: (3)
 #20 Cassie Devashrayee Sr. 19.1 ppg 5.0 rpg 4.1 apg
 #10 Malia Nawahine Sr. 10.2 ppg 5.4 rpg 2.6 apg
 #04 Amanda Wayment Sr. 3.9 ppg 4.4 rpg 1.2 apg

Lettwinner Returning: (5)
 #03 Shalae Salmon Jr. 4.8 ppg 5.4 rpg .93 bpg
 #05 Maria Albiero So. 2.0 ppg 0.9 rpg .76 apg
 #13 Paisley Johnson So. 5.6 ppg 2.2 rpg 1.4 apg
 #21 Khaedin Taito Jr. 0.0 ppg 0.0 rpg .25 apg
 #33 Jasmine Moody Sr. 1.4 ppg 2.0 rpg .60 apg

Letterwinners Lost: (1)
 #11 Liz Eaton So. 3.1 ppg 1.7 rpg .30 apg

Newcomers: (6)
 #02 Shaylee Gonzales Fr. 5-9 G
 #11 Kaylee Smiler Fr. 5-6 F
 #12 Caitlyn Alldredge Sr. 5-10 F
 #14 Babalu Ugwu Fr. 6-1 F
 #23 Tahlia White Fr. 6-0 G
 #32 Signe Glantz Fr. 6-1 F

Returning Redshirts: (3)
 #10 Abby Mangum Fr./RS. 6-0 F
 #15 Malli Valgardson Fr./RS 6-5 F
 #24 Ashley Beckstrand Fr./RS 5-7 G

2018-19 Team Captains

#1 Brenna Chase
 #3 Shalae Salmon
 #33 Jasmine Moody

PRONUNCIATION GUIDE:

#03 Shalae Salmon: Shaw-lay Sa-mon
 #14 Babalu Ugwu: Bah-bah-LOO oo GOO
 #21 Khaedin Taito: Kay-den Tah-EE-toe
 #23 Tahlia White: Tah-LEE-ah
 #32 Signe Glantz: Sig-nay

NO. 2 SEED BYU TO BATTLE PEPPERDINE IN SEMIFINALS AT WCC CHAMPIONSHIPS

With a (23-6) record, No. 2 seed BYU women's basketball has a bye into the semifinals of this year's WCC Championships. The Cougars play Pepperdine (20-10) Monday, March 11, at 2 p.m. MST at the Orleans Arena. The game will be carried live on BYUtv and online at byutv.org.

ABOUT BYU

- No. 2 seed BYU enters the WCC Championships on a six-game win streak after a 69-64 home win over Santa Clara. BYU had an 11-game win streak from Dec. 15 to Jan. 26.
- The Cougars finished the WCC regular season race in second place with a 15-3 record after being picked to finish third.
- The Cougars were receiving votes (7) in the Associated Press Top 25 Poll as of March 4. They entered the AP Poll on Jan. 28 and fell out of the top 25 the week of Feb. 4.
- On the year, BYU has a 17-1 record when leading at the half; is 21-3 when making at least 5 treys; is 14-2 when dishing out more assists; and is 14-1 when it pulls down more rebounds than its opponents.
- Freshman Shaylee Gonzales, who has scored in double-digits in 27 games, leads the team in scoring and assists with 16.3 and 4.3 averages, respectively. Sophomore Paisley Johnson contributes 14.5 points while junior Brenna Chase puts up 12.4 points a contest. Chase leads in steals (2.3 spg). Sophomore center Sara Hamson leads the team in rebounding (5.8) and blocks (2.7). Senior forward Jasmine Moody ranks second in rebounding, averaging 5.6 boards a game.
- The Cougars are averaging 68.8 points and 38.4 rebounds a game. They are holding opponents to just 62.6 points per contest. BYU is shooting 42.7 percent from the field, 33.7 percent from behind the arc and 70 percent from the free-throw line.
- In this year's series vs. Pepperdine, each team won on its home court. The Cougars won 83-58 on Jan. 3 in Provo with the Waves picking up a 79-65 victory in Malibu on Feb. 2. BYU holds an 18-3 advantage in the all-time series.

ABOUT PEPPERDINE

- Pepperdine advanced to the semifinals of the WCC Championships after an 87-84 win over Pacific. The Waves tied for third place with SMC in the WCC standings with identical 12-6 records.
- This will be the third time the two teams have met in the WCC Championships. In the previous matchups, the two played in the quarterfinals with the Cougars recording a 72-59 win in 2016 and a 77-51 victory in 2014.

UP NEXT FOR BYU

A win over Pepperdine in the semifinals would send the Cougar women into the championship game of the league tournament. That game is scheduled to be played on Tuesday, March 12, at 1 p.m. PST, on ESPNU.

TEAM COMPARISON

| BYU | CATEGORY | PEP |
|------------|-------------|-------------|
| 23-6, 15-3 | W-L | 20-10, 12-6 |
| 8-2 | Last 10 | 8-2 |
| 5-0 | Last 5 | 3-2 |
| 68.2 | PPG | 72.2 |
| .424 | FG% | 40.3 |
| .337 | 3FG% | 35.6 |
| .700 | FT% | 74.4 |
| 38.4 | RPG | 41.0 |
| 15.6 | Assist/Game | 13.6 |
| 14.2 | TO/Game | 12.0 |
| 8.4 | Steals/Game | 7.3 |
| 4.7 | Blocks/Game | 3.3 |

BYU STAT LEADERS

| CATEGORY | PLAYER |
|---------------------|---------------------|
| Scoring: 16.3 ppg | #2 Shaylee Gonzales |
| Rebounding: 5.8 rpg | #22 Sara Hamson |
| Assists: 4.3 apg | #2 Shaylee Gonzales |
| Steals: 2.3 spg | #1 Brenna Chase |
| Blocks: 2.7 bpg | #22 Sara Hamson |

PEPPERDINE STAT LEADERS

| CATEGORY | PLAYER |
|---------------------|------------------------------|
| Scoring: 20.2 ppg | # 25 Yasmine Robinson-Bacote |
| Rebounding: 7.5 rpg | # 25 Yasmine Robinson-Bacote |
| Assists: 5.3 apg | # 23 Barbara Sitanggan |
| Steals: 1.8 spg | # 23 Barbara Sitanggan |
| Blocks: 1.1 bpg | # 05 Megan House |

NATIONAL RANKINGS

Associated Press Top 25 - Week 18 March 4, 2019.

| Rank | School | Record |
|------|-------------------|---------|
| 1. | Baylor | (27-1) |
| 2. | UConn | (27-2) |
| 3. | Louisville | (27-2) |
| 4. | Notre Dame | (27-3) |
| 5. | Mississippi State | (27-2) |
| 6. | Oregon | (27-3) |
| 7. | Stanford | (25-4) |
| 8. | Maryland | (26-3) |
| 9. | NC State | (25-4) |
| 10. | Iowa | (23-6) |
| 11. | Oregon State | (24-6) |
| 12. | South Carolina | (21-8) |
| 13. | Kentucky | (24-6) |
| 14. | Gonzaga* | (27-3) |
| 15. | Texas A&M | (23-6) |
| 16. | Miami | (24-7) |
| 17. | Marquette | (24-6) |
| 18. | Syracuse | (22-7) |
| 19. | Iowa State | (22-7) |
| 20. | Arizona State | (19-9) |
| 21. | Texas | (21-8) |
| 22. | Florida State | (22-7) |
| | Drake | (23-5) |
| 24. | Rice | (24-3) |
| 25. | UCLA | (19-11) |

Others receiving votes: South Dakota 23, South Dakota State 23, DePaul 19, Kansas State 7, **BYU 7**, Rutgers 7, Florida Gulf Coast 5, UCF 4, Missouri 2

*Denotes BYU opponent

CAREER HIGHLIGHTS

- ▶ Eleven 20-plus win seasons – most recent, in 2016-17; most wins – (28) 2013-14
- ▶ Eight NCAA tournament appearances – most recent, 2015-16; best finish – Sweet 16 (twice, 2013-14 and 2001-02)
- ▶ Five WNIT postseason tournament appearances – most recent, 2016-17, in 2012-13 advancing to Third Round. Best finish, Quarterfinal Round (Elite Eight) 2010-11
- ▶ Four conference coach of the year awards – 2015-16 WCC, 2010-11, 2006-07, 2005-06 - MWC
- ▶ Three conference regular season titles – WCC (2015-16); MWC (2005-06 and 2006-07)
- ▶ Three conference tournament crowns – WCC (2014-15), WCC (2011-12) MWC (2001-02)
- ▶ Coached six All-Americans – Morgan Bailey, Lexi Eaton Rydalch, Jennifer Hamson, Kristen Riley, Ambrosia Anderson, Erin Thorn
- ▶ Coached seven conference players of the year – Cassie Broadhead, Lexi Eaton Rydalch, Morgan Bailey, Jennifer Hamson, Kristen Riley, Dani Kubik Wright, Ambrosia Anderson,
- ▶ Coached four conference defensive player of the year – Sara Hamson, Kalani Purcell, Jennifer Hamson, Mindy Bonham
- ▶ Coached two conference sixth player of the year – Coriann Fraughton, Kristen Riley
- ▶ Has coached 51 all-conference players
- ▶ 94 players have garnered academic citations
- ▶ Has had two player named to the All-Freshman Team
- ▶ Four players have been named to the All-Defensive Team, while three others have been named Newcomer of the Year
- ▶ Nine players have been named to respective conference championships all-tournament team and two have picked up a tournament MVP award, most recent, Lexi Eaton in 2015 WCC Championships
- ▶ Became BYU's women's basketball all-time winningest coach with his 220th career win when the Cougars defeated Pepperdine, 80-56 on Jan. 12, 2012



HEAD COACH:
JEFF JUDKINS

YEARS AT BYU: Entering 18th Season
RECORD OVERALL/BYU: 390-182/same
2018-19 RECORD: 23-6, 15-3

Coaching Experience

- ▶ Assistant Coach (men) – University of Utah (1989-99)
- ▶ Assistant Coach (women) – BYU (2000-01)

Playing Career

- ▶ NBA with Boston Celtics, Portland Trailblazers, Detroit Pistons, Utah Jazz. Drafted in the second round by the Boston Celtics in 1978, the same year the Celtics selected Larry Bird with the sixth pick overall
- ▶ University of Utah – 1974-78 leading Utah to one conference championship and two berths in the NCAA tournament
- ▶ While at Utah was a second team Academic All-American, a three-time District VII academic selection and a three-time First Team All-WAC honoree
- ▶ Member of the 1977 United States World Games team that captured the gold medal

Education

University of Utah - Physical and Health Education bachelor's degree, 1978

Personal

- ▶ Married to Mary Kay
- ▶ Has five children and 13 grandchildren

| CAREER RECORD | | |
|----------------|-----------------------|--------------------|
| Year | Record | Postseason |
| 2001-02 | 24-9 | NCAA Sweet 16 |
| 2002-03 | 19-12 | NCAA 1st Round |
| 2003-04 | 15-14 | DNC |
| 2004-05 | 19-11 | WNIT 1st Round |
| 2005-06 | 26-6 | NCAA 2nd Round |
| 2006-07 | 23-10 | NCAA 1st Round |
| 2007-08 | 13-16 | DNC |
| 2008-09 | 18-11 | DNC |
| 2009-10 | 23-10 | WNIT Quarterfinals |
| 2010-11 | 25-9 | WNIT Third Round |
| 2011-12 | 26-7 | NCAA 1st Round |
| 2012-13 | 23-11 | WNIT Third Round |
| 2013-14 | 28-7 | NCAA Sweet 16 |
| 2014-15 | 23-10 | NCAA 1st Round |
| 2015-16 | 26-7 | NCAA 1st Round |
| 2016-17 | 20-12 | WNIT 1st Round |
| 2017-18 | 16-14 | DNC |
| Record: | 367-176 (.676) | |

| | |
|-------------------------------------|------|
| BYU leads at the half | 17-1 |
| Opponent leads at the half | 4-5 |
| Score is tied at the half | 2-0 |
| Games goes into overtime | 2-0 |
| BYU shoots 50% or better | 6-0 |
| Opponent shoots 50% or better | 0-0 |
| BYU makes 5 or more 3-pointers | 21-3 |
| Opponent makes 5 or more 3-pointers | 15-6 |
| BYU outrebounds opponent | 13-1 |
| Opponent outrebounds BYU | 7-4 |
| Rebounds are equal | 2-0 |
| BYU has 16 and under turnovers | 16-4 |
| Opponent has 16 and under turnovers | 12-4 |
| BYU has 17-20 turnovers | 6-2 |
| Opponent has 17-20 turnovers | 9-2 |
| BYU has more than 20 turnovers | 2-0 |
| Opponent has more than 20 turnovers | 1-0 |
| BYU dishes out more assists | 14-2 |
| Opponent dishes out more assists | 8-3 |
| Assists are equal | 1-1 |
| BYU has more blocks | 13-5 |
| Opponent has more blocks | 7-1 |
| Blocks are equal | 2-0 |
| BYU records more steals | 13-1 |
| Opponent records more steals | 6-4 |
| Steals are equal | 4-1 |
| Last five games | 5-0 |
| Longest win streak | 11-0 |
| In November | 6-2 |
| In December | 4-1 |
| In January | 7-1 |
| In February | 5-2 |
| In March | 1-0 |
| In April | 0-0 |
| Playing on Monday | 1-0 |
| Playing on Tuesday | 1-2 |
| Playing on Wednesday | 0-0 |
| Playing on Thursday | 6-2 |
| Playing on Friday | 3-0 |
| Playing on Saturday | 12-2 |

2018-19 BYU TEAM HIGHS

| | |
|--------------------|--|
| Points: | 83 vs. PEP, 01/03/19 |
| Rebounds: | 54 vs. UVU, 11/29/18 |
| 3-Pointers: | 12, twice, last at No. 12 Gonzaga, 2/16/19 |
| Assists: | 23 vs. EWU, 11/17/18 |
| Blocks: | 13, vs. Santa Clara, 03/02/19 |
| Steals: | 14 vs. EWU 11/17/18 |
| FG Percentage: | 54.5 vs. USD 2/23/19 |
| 3-PTFG Percentage: | 54.5 at No. 12 Gonzaga 2/16/19 |
| FT Percentage: | 1.000 vs. EWU 11/17/18 |

BYU in NCAA Rankings - (as of 3/7/19)

TEAM

- No. 29 in win/loss percentage at 79.3
- No. 31 in blocked shots with 135
- No. 33 in in blocked shots per game with 4.7
- No. 47 in total assists with 452
- No. 50 in assist/turnover ratio at 1.09

PLAYER

- S. Hamson ranks No. 12 in total blocked shots with 72
- S. Hamson ranks No. 12 in blocks per game with 2.67
- B. Chase ranks No. 36 in total minutes played with 1,038
- B. Chase ranks No. 47 in total steals with 67
- B. Chase ranks No. 47 in total 3-pointers made with 218

POINTS

| | |
|------------------------|-----------------------------------|
| (29) | S. Gonzales vs. CSU (12/15) |
| (25) | P. Johnson at St. Mary's (1/12) |
| (24) | B. Chase at Portland (2/14) |
| (24), twice, last | P. Johnson at Pacific (1/10) |
| (24) | S. Gonzales at Pacific (1/10) |
| (23) | B. Chase vs. Pepperdine (1/03) |
| (23) | S. Gonzales vs. UVU (11/29) |
| (22), twice, last | S. Gonzales vs. Pepperdine (1/03) |
| (20), twice, last | S. Gonzales at St. Mary's (1/12) |
| (20), twice, last | P. Johnson vs. SMC (02/07) |
| (19), four times, last | S. Gonzales vs. San Diego (2/23) |
| (19) | S. Salmon vs. Cal Baptist (11/20) |
| (19) | B. Chase vs. San Diego (2/23) |

REBOUNDS

| | |
|-------------------|------------------------------------|
| (12) | S. Hamson vs. USF (02/28) |
| (12) | J. Moody vs. San Diego (1/26) |
| (12) | P. Johnson vs. UC Riverside (1/19) |
| (11) | S. Hamson at LMU (01/29) |
| (10) | S. Salmon vs. UVU (11/24) |
| (10), three, last | S. Gonzales vs. SCU (03/02) |
| (10), twice, last | J. Moody vs. Gonzaga (1/17) |
| (10) | S. Hamson vs. Pepperdine (1/03) |
| (9) | P. Johnson vs. SCU (03/02) |
| (9) | S. Hamson at Gonzaga (2/16) |
| (9), twice, last | S. Gonzales at Portland (2/14) |
| (9) | J. Moody at Pacific (1/10) |
| (9), twice, last | S. Salmon vs. Utah State (11/20) |
| (8) | C. Alldredge vs. SCU (03/02) |
| (8), twice, last | S. Hamson at Portland (2/14) |
| (8) | J. Moody vs. UC Riverside (11/9) |
| (8) | B. Ugwu vs. Pacific (2/9) |

3-POINTERS

| | |
|-----------------------|-------------------------------------|
| (7) | B. Chase at Portland (2/14) |
| (5) | S. Gonzales at Gonzaga (2/16) |
| (5), twice, last | B. Chase vs. Pepperdine (1/03) |
| (4), four times, last | B. Chase at Gonzaga (2/16) |
| (4) | S. Gonzales vs. Pacific (2/9) |
| (4) | P. Johnson at St. Mary's (1/12) |
| (3) | C. Alldredge vs. St. Mary's (02/07) |
| (3), five, last | S. Gonzales at Portland (2/14) |
| (3), five times, last | B. Chase vs. USF (2/28) |
| (3) | P. Johnson vs. UC Riverside (11/9) |
| (3) | M. Albiero vs. Portland (1/19) |

ASSISTS

| | |
|------------------------|-------------------------------------|
| (10) | B. Chase vs. EWU (11/17) |
| (10) | S. Gonzales vs. Portland (1/17) |
| (8) | S. Gonzales vs. Cal Baptist (11/24) |
| (7) | P. Johnson at Portland (2/14) |
| (7), three, last | B. Chase vs. Pepperdine (1/03) |
| (7), three, last | S. Gonzales vs. SCU (03/02) |
| (6) | B. Chase vs. St. Mary's (02/07) |
| (6), three times, last | S. Gonzales vs. San Diego (2/23) |
| (6), three, last | P. Johnson at LMU (01/29) |
| (5) | P. Johnson vs. San Diego (2/23) |
| (5), three times, last | S. Gonzales vs. St. Mary's (1/12) |
| (5), four, last | B. Chase at Gonzaga (2/16) |
| (5) | M. Albiero vs. San Diego (1/26) |

STEALS

| | |
|------------------|--------------------------------------|
| (5) | S. Gonzales vs. San Diego (1/26) |
| (5) | P. Johnson vs. No. Colorado (12/21) |
| (5), three, last | B. Chase at Pacific (1/10) |
| (4), three, last | B. Chase at Portland (2/14) |
| (4), twice, last | S. Gonzales vs. No. Colorado (12/21) |
| (4) | P. Johnson vs. No. 23 Cal (11/13) |

BLOCKS

| | |
|------------------------|--------------------------------|
| (9) | S. Hamson vs. SCU (03/02) |
| (7) | S. Hamson vs. San Diego (1/26) |
| (5), twice, last | S. Hamson at Portland (2/14) |
| (4), six, last | S. Hamson vs. USF (2/28) |
| (3) | S. Salmon vs. Portland (1/19) |
| (3), three times, last | S. Hamson vs. San Diego (2/23) |

(19+)

(8+)

(3+)

(5+)

(4+)

(3+)

CURRENT WCC STANDINGS as of 03/07/19

2018-19 WCC STATS as of 03/07/19

| Place | Team | WCC | Pct. | Overall | Pct. |
|-------|------------------|------|------|---------|------|
| 1 | GONZAGA | 16-2 | .889 | 27-3 | .900 |
| 2 | BYU | 15-3 | .833 | 23-6 | .793 |
| 3 | SAINT MARY'S | 12-6 | .667 | 19-10 | .655 |
| 3 | PEPPERDINE | 12-6 | .667 | 19-10 | .655 |
| 5 | PACIFIC | 10-8 | .556 | 17-11 | .607 |
| 5 | LOYOLA MARYMOUNT | 10-8 | .556 | 17-13 | .567 |
| 7 | SANTA CLARA | 6-12 | .333 | 13-16 | .448 |
| 8 | PORTLAND | 5-13 | .278 | 13-16 | .448 |
| 9 | SAN DIEGO | 2-16 | .111 | 9-20 | .310 |
| 9 | SAN FRANCISCO | 2-16 | .111 | 6-23 | .286 |

PRESEASON WCC COACHES' POLL

| Place | Team (1st Place Votes) | Pts. | Overall | Conf. | 2017 Finish |
|-------|------------------------|------|---------|-------|-------------|
| 1 | GONZAGA (7) | 79 | 27-6 | 17-1 | 1st |
| 2 | SAINT MARY'S (2) | 73 | 20-11 | 13-5 | 2nd |
| 3 | BYU (1) | 66 | 16-14 | 11-7 | 3rdT |
| 4 | LMU | 52 | 19-11 | 11-7 | 3rdT |
| 5 | SAN DIEGO | 49 | 17-15 | 8-10 | 6th |
| 6 | SANTA CLARA | 35 | 9-21 | 5-13 | 9th |
| 7 | PACIFIC | 32 | 15-17 | 7-11 | 7th |
| 8 | SAN FRANCISCO | 31 | 16-15 | 10-8 | 5th |
| 9 | PEPPERDINE | 24 | 10-20 | 5-13 | 8th |
| 10 | PORTLAND | 9 | 7-23 | 3-15 | 10th |

PRESEASON ALL WCC TEAM

| Player | Team | Year | Position |
|-------------------------|--------------|------------|---------------|
| Brenna Chase | BYU | Jr. | Guard |
| Gabby Green | LMU | Sr. | Guard |
| Sara Hamson | BYU | So. | Center |
| Megan McKay | SMC | Sr. | Forward |
| Myah Pace | San Diego | So. | Guard |
| Sydney Raggio | Saint Mary's | Sr. | Forward |
| Zykeria Rice | Gonzaga | Sr. | Forward |
| Yasmine Robinson-Bacote | Pepperdine | Sr. | Forward |
| Chandler Smith | Gonzaga | Sr. | Guard |
| Laura Stockton | Gonzaga | Sr. | Guard |

WCC Players of the Week Honors - 2018-19

Shaylee Gonzales - Dec. 17, 2018

Paisley Johnson - Jan. 14, 2019

Brenna Chase - Feb. 18, 2019

WCC Postseason Honors

2018-19 Newcomer of the Year: Shaylee Gonzales**2018-19 Women's Basketball First Team:** Brenna Chase**2018-19 Women's Basketball First Team:** Shaylee Gonzales**2018-19 Women's Basketball Second Team:** Paisley Johnson**2018-19 Women's Basketball All-Freshman Team:** Shaylee Gonzales

BYU in WCC Championships

2017-18: No. 3 seed; lost in quarterfinals**2016-17:** No. 2 seed; advanced to the semifinals**2015-16:** No. 1 seed, lost in finals**2014-15:** No. 5 seed; won 2nd WCC title**2013-14:** No. 2 seed; lost in finals**2012-13:** No. 4 seed; lost in semifinals**2011-12:** No. 2 seed; won 1st WCC title

| BYU Team Stats | All Games | WCC Games |
|-------------------------------|------------|------------|
| SCORING OFFENSE | 6th (68.8) | 6th (70.2) |
| SCORING DEFENSE | 2nd (62.6) | 2nd (63.2) |
| SCORING MARGIN | 3rd (+6.2) | 4th (+7.0) |
| FREE THROW PERCENTAGE | 7th (.700) | 8th (.699) |
| FIELD GOAL PERCENTAGE | 4th (.424) | 3rd (.437) |
| FIELD GOAL PERCENTAGE DEFENSE | 2nd (.373) | 2nd (.376) |
| 3-POINT FIELD GOAL PERCENTAGE | 4th (.337) | 4th (.362) |
| 3-POINT FG PERCENTAGE DEFENSE | 4th (.316) | 1st (.296) |
| REBOUNDING OFFENSE | 3rd (38.4) | 4th (37.0) |
| REBOUNDING DEFENSE | 7th (37.4) | 5th (36.7) |
| BLOCKED SHOTS | 1st (4.7) | 1st (5.4) |
| ASSISTS | 2nd (15.6) | 3rd (15.6) |
| STEALS | 4th (8.4) | 5th (8.1) |
| TURNOVER MARGIN | 4th (+1.5) | 5th (+0.8) |
| ASSIST/TURNOVER RATIO | 3rd (1.1) | 5th (1.1) |
| OFFENSIVE REBOUNDS | 6th (11.8) | 8th (10.7) |
| DEFENSIVE REBOUNDS | 3rd (26.6) | 2nd (26.3) |
| 3-POINT FIELD GOALS MADE | 3rd (6.9) | 4th (7.1) |

| BYU Individual Stats | All Games | WCC Games |
|----------------------|---------------------|--------------------|
| SCORING | Gonzales 4th/16.3 | Gonzales 6th/15.8 |
| SCORING | Johnson 9th/14.5 | Johnson 7th/15.7 |
| SCORING | Chase 15th/12.4 | Chase 15th/12.5 |
| REBOUNDING | Hamson 16th/5.8 | Hamson 11th/6.4 |
| REBOUNDING | Salmon 18th/5.6 | Moody 15th/6.0 |
| REBOUNDING | Gonzales 20th/5.4 | Gonzales T17th/5.6 |
| FIELD GOAL PCT | N/A | N/A |
| ASSISTS | Gonzales 6th/4.3 | Gonzales T6th/4.4 |
| ASSISTS | Chase 8th/3.9 | Chase 9th/3.7 |
| FREE THROW PCT | Johnson 9th/.741 | Gonzales 9th/.755 |
| FREE THROW PCT | Gonzales T10th/.725 | Johnson 13th/.740 |
| STEALS | Chase 3rd/2.3 | Chase 3rd/2.2 |
| STEALS | Gonzales 6th/2.0 | Gonzales 7th/1.8 |
| STEALS | Johnson 10th/1.4 | Johnson T13th/1.4 |
| 3-POINT FG PCT | Gonzales 12th/.353 | Chase 7th/.388 |
| 3-POINT FG PCT | Chase 14th/.349 | Gonzales 13th/.349 |
| 3-POINT FG Made | Chase 1st/2.6 | Chase 1st/2.8 |
| 3-POINT FG Made | Gonzales 11th/1.7 | Gonzales 8th/1.7 |
| 3-POINT FG Made | Johnson 13th/1.5 | Johnson T13th/1.5 |
| BLOCKED SHOTS | Hamson 1st/2.7 | Hamson 1st/3.2 |
| | Salmon 11th/0.6 | Salmon 9th/0.9 |
| | Chase 14th/0.6 | Chase T14th/0.6 |
| ASSIST/TURN RATIO | Chase 5th/1.8 | Chase 4th/1.9 |
| ASSIST/TURN RATIO | Gonzales 8th/1.6 | Johnson 7th/1.6 |
| ASSIST/TURN RATIO | N/A | Gonzales 11th/1.5 |
| OFFENSIVE REBOUNDS | Hamson 9th/2.3 | Hamson 9th/2.3 |
| DEFENSIVE REBOUNDS | Moody T14th/4.1 | Moody T11th/4.3 |
| DEFENSIVE REBOUNDS | N/A | Gonzales 15th/4.1 |
| MINUTES PLAYED | Chase 1st/35.8 | Chase 1st/35.2 |
| MINUTES PLAYED | Gonzales 2nd/34.3 | Gonzales 3rd/34.8 |
| MINUTES PLAYED | Johnson 4th/34.0 | Johnson 7th/34.0 |

#1 | BRENNA CHASE | G | 5-9 | JR. | THORNTON, COLO | BROOMFIELD HS

In 2018-19

- ▶ Scored 13 points while going 5 of 10 from the field vs. USF, shot 3 of 6 from behind the arc, 1 assist, 1 block, 1 steal
- ▶ Tied for team bests in points with 19 vs. San Diego, 4 assists, 2 steals, 2 of 2 from free-throw line, 3 of 6 from behind the arc
- ▶ Season-best 24 points & career-best 7 treys at Portland, game high 4 steals
- ▶ Team-high 17 points at Utah, 3 assists, two steals, went 4 of 8 from behind the arc, 4 rebounds
- ▶ Picked up 1st career double-double from a team-best 17 points & a game-high 10 assists vs. EWU, the assists are new career highs

2017-18 Highlights

- ▶ Named to the 2017-18 WCC Women's Basketball First Team
- ▶ 24 games with double figures in points, including five with 20-plus points
- ▶ Averaged 13.5 points, 2.2 rebounds, 3.0 assists and 2.4 steals per game while starting in every game
- ▶ Was second leading scorer, ranked second in assists and minutes played and was the team's steals leader with a 2.4 average
- ▶ In the WCC, ended the year ranked first in 3-point field goals made, third in steals, fifth in assist/turnover ratio, seventh in minutes played, 10th in scoring and 14th in assists

Personal

- ▶ Parents are Andrew and Susie Chase; has two sisters
- ▶ Born in Colorado
- ▶ Majoring in Exercise and Wellness

CHASE GAME BY GAME STATS

| Opponent | Date | gs | min | Total | | 3-Pointers | | Free throws | | Rebounds | | | | pf | a | t/o | blk | stl | pts | avg | |
|-----------------------|----------|----|-----|--------|---------|------------|--------|-------------|-------|----------|-----|-----|-----|-----|----|-----|-----|-----|-----|------|------|
| | | | | fg-fga | pct | 3fg-fga | pct | ft-fga | pct | off | def | tot | avg | | | | | | | | |
| UC RIVERSIDE | 11/09/18 | * | 45 | 7-21 | .333 | 2-10 | .200 | 2-2 | 1.000 | 0 | 4 | 4 | 4.0 | 4 | 7 | 4 | 0 | 1 | 18 | 18.0 | |
| CALIFORNIA | 11/13/18 | * | 37 | 3-14 | .214 | 2-9 | .222 | 0-0 | .000 | 1 | 0 | 1 | 2.5 | 3 | 5 | 2 | 1 | 1 | 8 | 13.0 | |
| EASTERN WASH. | 11/17/18 | * | 39 | 6-12 | .500 | 5-8 | .625 | 0-0 | .000 | 0 | 2 | 2 | 2.3 | 2 | 10 | 2 | 0 | 5 | 17 | 14.3 | |
| at Utah State | 11/20/18 | * | 44 | 5-14 | .357 | 3-6 | .500 | 0-0 | .000 | 0 | 3 | 3 | 2.5 | 1 | 3 | 2 | 2 | 3 | 13 | 14.0 | |
| vs TCU | 11-23-18 | * | 38 | 7-17 | .412 | 3-11 | .273 | 1-2 | .500 | 1 | 1 | 2 | 2.4 | 1 | 2 | 1 | 0 | 5 | 18 | 14.8 | |
| vs California Baptist | 11-24-18 | * | 35 | 2-11 | .182 | 2-9 | .222 | 5-6 | .833 | 0 | 2 | 2 | 2.3 | 3 | 4 | 1 | 0 | 3 | 11 | 14.2 | |
| at Southern Utah | 11/27/18 | * | 36 | 6-13 | .462 | 2-6 | .333 | 0-0 | .000 | 0 | 4 | 4 | 2.6 | 3 | 0 | 4 | 1 | 2 | 14 | 14.1 | |
| at Utah Valley | 11/29/18 | * | 28 | 1-9 | .111 | 0-7 | .000 | 2-2 | 1.000 | 1 | 2 | 3 | 2.6 | 2 | 7 | 2 | 0 | 3 | 4 | 12.9 | |
| at Utah | 12/08/18 | * | 36 | 5-15 | .333 | 4-8 | .500 | 3-4 | .750 | 0 | 4 | 4 | 2.8 | 1 | 3 | 1 | 0 | 2 | 17 | 13.3 | |
| COLORADO ST. | 12/15/18 | * | 31 | 0-8 | .000 | 0-7 | .000 | 0-0 | .000 | 0 | 2 | 2 | 2.7 | 1 | 2 | 6 | 2 | 2 | 0 | 12.0 | |
| NORTHERN COLO. | 12/21/18 | * | 35 | 6-14 | .429 | 3-8 | .375 | 0-0 | .000 | 0 | 1 | 1 | 2.5 | 1 | 3 | 1 | 0 | 1 | 15 | 12.3 | |
| at Santa Clara | 12/29/18 | * | 35 | 3-8 | .375 | 2-6 | .333 | 2-4 | .500 | 0 | 3 | 3 | 2.6 | 3 | 4 | 2 | 0 | 2 | 10 | 12.1 | |
| at San Francisco | 12/31/18 | * | 38 | 4-11 | .364 | 3-8 | .375 | 2-4 | .500 | 1 | 4 | 5 | 2.8 | 1 | 5 | 0 | 1 | 3 | 13 | 12.2 | |
| PEPPERDINE | 01/03/19 | * | 37 | 9-16 | .563 | 5-11 | .455 | 0-2 | .000 | 0 | 2 | 2 | 2.7 | 2 | 7 | 2 | 0 | 2 | 23 | 12.9 | |
| LOYOLA MARYMOUNT | 01/05/19 | * | 40 | 5-18 | .278 | 4-12 | .333 | 0-0 | .000 | 1 | 0 | 1 | 2.6 | 1 | 4 | 4 | 0 | 4 | 14 | 13.0 | |
| at Pacific | 1/10/19 | * | 35 | 2-8 | .250 | 1-4 | .250 | 0-0 | .000 | 0 | 1 | 1 | 2.5 | 3 | 2 | 3 | 0 | 5 | 5 | 12.5 | |
| at Saint Mary's (CA) | 1/12/19 | * | 36 | 4-11 | .364 | 4-9 | .444 | 0-0 | .000 | 0 | 6 | 6 | 2.7 | 1 | 3 | 1 | 1 | 1 | 12 | 12.5 | |
| GONZAGA | 01/17/19 | * | 39 | 6-12 | .500 | 1-6 | .167 | 1-2 | .500 | 0 | 1 | 1 | 2.6 | 2 | 4 | 3 | 0 | 3 | 14 | 12.6 | |
| PORTLAND | 01/19/19 | * | 35 | 5-11 | .455 | 3-8 | .375 | 0-0 | .000 | 0 | 3 | 3 | 2.6 | 1 | 3 | 2 | 1 | 2 | 13 | 12.6 | |
| at San Diego | 1/26/19 | * | 40 | 3-16 | .188 | 2-9 | .222 | 0-0 | .000 | 1 | 2 | 3 | 2.7 | 1 | 3 | 1 | 0 | 4 | 8 | 12.4 | |
| at LMU | 1/31/19 | * | 36 | 3-8 | .375 | 2-5 | .400 | 0-0 | .000 | 0 | 5 | 5 | 2.8 | 5 | 5 | 2 | 0 | 3 | 8 | 12.1 | |
| at Pepperdine | 02/02/19 | * | 31 | 2-5 | .400 | 2-4 | .500 | 1-2 | .500 | 0 | 5 | 5 | 2.9 | 0 | 2 | 2 | 2 | 0 | 7 | 11.9 | |
| SAINT MARY'S (CA) | 02/07/19 | * | 33 | 4-9 | .444 | 1-5 | .200 | 0-0 | .000 | 0 | 2 | 2 | 2.8 | 2 | 6 | 1 | 0 | 1 | 9 | 11.8 | |
| PACIFIC | 02/09/19 | * | 28 | 5-9 | .556 | 1-3 | .333 | 2-2 | 1.000 | 0 | 2 | 2 | 2.8 | 2 | 3 | 4 | 1 | 0 | 13 | 11.8 | |
| at Portland | 02/14/19 | * | 38 | 8-18 | .444 | 7-11 | .636 | 1-2 | .500 | 0 | 7 | 7 | 3.0 | 3 | 2 | 2 | 1 | 4 | 24 | 12.3 | |
| at No. 13/12 Gonzaga | 02/16/19 | * | 37 | 5-14 | .357 | 4-7 | .571 | 0-0 | .000 | 1 | 2 | 3 | 3.0 | 2 | 5 | 3 | 2 | 2 | 14 | 12.4 | |
| SAN DIEGO | 02/23/19 | * | 29 | 7-13 | .538 | 3-6 | .500 | 2-2 | 1.000 | 2 | 0 | 2 | 2.9 | 0 | 4 | 1 | 0 | 2 | 19 | 12.6 | |
| SAN FRANCISCO | 02/28/19 | * | 30 | 5-10 | .500 | 3-6 | .500 | 0-0 | .000 | 0 | 1 | 1 | 2.9 | 2 | 1 | 2 | 1 | 1 | 13 | 12.6 | |
| SANTA CLARA | 03/02/19 | * | 36 | 2-11 | .182 | 2-9 | .222 | 0-0 | .000 | 1 | 1 | 2 | 2.8 | 3 | 3 | 0 | 1 | 0 | 6 | 12.4 | |
| Totals | | | 29 | 1037 | 130-356 | .365 | 76-218 | .349 | 24-36 | .667 | 10 | 72 | 82 | 2.8 | 56 | 112 | 61 | 17 | 67 | 360 | 12.4 |

Games played: 29
Minutes/game: 35.8
Points/game: 12.4
FG Pct: 36.5
3FG Pct: 34.9
FT Pct: 66.7

Rebounds/game: 2.8
Assists/game: 3.9
Turnovers/game: 2.1
Assist/turnover ratio: 1.8
Steals/game: 2.3
Blocks/game: 0.6

**2018-19 SEASON HIGHS**

| | |
|-----|--------------------------------------|
| PTS | 24, at Portland - 02/14/19 |
| REB | 7, at Portland - 02/14/19 |
| AST | 10, vs. EWU - 11/17/18 |
| STL | 5, three, last at Pacific - 01/10/19 |
| BLK | 2, at USU - 11/20/18 |
| FGM | 9, vs. PEP - 01/03/19 |
| FGA | 21, vs. UC Riverside - 11/9/18 |
| 3PM | 7, at Portland - 02/14/19 |
| 3PA | 12, vs. LMU - 01/05/19 |
| FTM | 3, @ UTAH - 12/8/18 |
| FTA | 4, @ UTAH - 12/8/18 |

CAREER HIGHS

| | |
|-----|---------------------------------------|
| PTS | 25, at SCU - 2/8/18 |
| REB | 7, twice, last at Portland - 02/14/19 |
| AST | 10, vs. EWU - 11/17/18 |
| STL | 5, five, last at Pacific - 01/10/19 |
| BLK | 2, five, last @ USU - 11/20/18 |
| FGM | 10, at SCU - 2/8/18 |
| FGA | 24, at USF - 2/10/18 |
| 3PM | 7, at Portland - 02/14/19 |
| 3PA | 12, twice, last vs. LMU - 1/5/19 |
| FTM | 7, vs. UGA - 11/25/17 |
| FTA | 8, vs. UGA - 11/25/17 |

MISCELLANEOUS

| | 18-19 | Career |
|-------------------|-------|--------|
| Double-Figure PTS | 19 | 45 |
| 20-plus Pts | 1 | 6 |
| Double-Doubles | 1 | 1 |
| 3-plus AST | 22 | 45 |
| 3-plus STL | 12 | 26 |
| 3-plus 3-point FG | 12 | 23 |
| Scoring Leader | 7 | 10 |
| Rebound Leader | 1 | 1 |
| Assist Leader | 11 | 19 |

CHASE CAREER STATISTICS (ALL GAMES)

| Year | GP | GS | Min | Avg | FG | FGA | Pct | 3FG | FGA | Pct | FT | FTA | Pct | Off | Def | TR | Avg | PF | FO | A | TO | Blk | Stl | Pts | Avg |
|--------------|-----------|-----------|-------------|-------------|------------|------------|-------------|------------|------------|-------------|-----------|------------|-------------|-----------|------------|------------|------------|------------|----------|------------|------------|-----------|------------|------------|------------|
| 2016-17 | 32 | 0 | 443 | 13.8 | 44 | 125 | .352 | 22 | 78 | .282 | 11 | 16 | .688 | 6 | 16 | 22 | 0.7 | 33 | 0 | 41 | 24 | 4 | 26 | 121 | 3.8 |
| 2017-18 | 30 | 30 | 1016 | 33.9 | 147 | 380 | .387 | 69 | 209 | .330 | 43 | 66 | .652 | 11 | 56 | 67 | 2.2 | 77 | 3 | 91 | 51 | 16 | 71 | 406 | 13.5 |
| 2018-19 | 29 | 29 | 1037 | 35.8 | 130 | 356 | .365 | 76 | 218 | .349 | 24 | 36 | .667 | 10 | 72 | 82 | 2.8 | 56 | 1 | 112 | 61 | 17 | 67 | 360 | 12.4 |
| TOTAL | 91 | 59 | 2496 | 27.4 | 321 | 861 | .373 | 167 | 505 | .331 | 78 | 118 | .661 | 27 | 144 | 171 | 2.7 | 166 | 4 | 244 | 136 | 37 | 164 | 887 | 9.7 |

CHASE CAREER STATISTICS (CONFERENCE GAMES)

| Year | GP | GS | Min | Avg | FG | FGA | Pct | 3FG | FGA | Pct | FT | FTA | Pct | Off | Def | TR | Avg | PF | FO | A | TO | Blk | Stl | Pts | Avg |
|--------------|-----------|-----------|-------------|-------------|------------|------------|-------------|------------|------------|-------------|-----------|-----------|-------------|-----------|-----------|------------|------------|------------|----------|------------|-----------|-----------|------------|------------|-------------|
| 2016-17 | 18 | 0 | 276 | 15.3 | 28 | 72 | .389 | 17 | 47 | .362 | 6 | 8 | .750 | 5 | 11 | 16 | 0.9 | 23 | 0 | 25 | 16 | 4 | 17 | 79 | 4.4 |
| 2017-18 | 18 | 18 | 620 | 34.4 | 97 | 246 | .394 | 44 | 131 | .336 | 18 | 31 | .581 | 7 | 36 | 43 | 2.4 | 50 | 2 | 59 | 28 | 8 | 44 | 256 | 14.2 |
| 2018-19 | 18 | 18 | 633 | 35.2 | 82 | 208 | .394 | 50 | 129 | .388 | 11 | 20 | .550 | 7 | 47 | 54 | 3.0 | 34 | 1 | 66 | 35 | 11 | 39 | 225 | 12.5 |
| TOTAL | 54 | 36 | 1529 | 28.3 | 207 | 526 | .394 | 111 | 307 | .361 | 35 | 59 | .593 | 19 | 94 | 113 | 2.1 | 107 | 3 | 150 | 79 | 23 | 100 | 560 | 10.4 |

#3 | SHALAE SALMON | C | 6-3 | JR. | PORIRUA, NEW ZEALAND | WELLINGTON GIRLS CO. HS

In 2018-19

- ▶ Two points and 2 rebounds vs. SCU, 1 block, went 1 of 5 from the field
- ▶ Team-best 13 points at Pepperdine, shot 6 of 12 from the field, 6 rebounds, 2 assists
- ▶ Team-best 4 assists at Pacific, 6 points, 2 rebounds, went 3 for 3 from the field
- ▶ Pulled down game-best 10 rebounds @ UVU, tallied 7 points going 3 of 6 from the field
- ▶ Career-high 19 pts, 7 rbs, vs. CBU @ SDSU Thanksgiving Classic, shot 8 of 15 from the field, 3 of 4 from free throw line
- ▶ Picked up a career-high 14 points vs. EWU, grabbed 3 rebounds, was perfect 4 of 4 from the free throw line

2017-18 Highlights

- ▶ Recorded four games with double digit points and had one double-double
- ▶ Played in all games, starting in the first 13 while averaging 4.8 points and 5.4 rebounds
- ▶ Had two games with at least three assists and three games with at least three blocks
- ▶ Ended the season ranked second on the team in blocks with a 0.93 average; 2nd in rebounds with 5.4 average
- ▶ In the WCC ranked seventh in blocked shots and tied for 19th place in rebounding
- ▶ Shot .474 (65-137) from the field and .378 (14-37) from the free-throw line

Personal

- ▶ Parents are Melody and Jason Salmon
- ▶ Born in Auckland, New Zealand; has two sisters and two brothers
- ▶ Majoring in Public Health with a minor in business



SALMON GAME BY GAME STATS

| Opponent | Date | gs | min | Total | | 3-Pointers | | Free throws | | Rebounds | | | | | | | | | | | pts | avg |
|-----------------------|----------|----|-----------|------------|---------------|-------------|------------|-------------|--------------|-------------|-----------|-----------|------------|------------|-----------|-----------|-----------|-----------|----------|------------|------------|-----|
| | | | | fg-fga | pct | 3fg-fga | pct | ft-fa | pct | off | def | tot | avg | pf | a | t/o | blk | stl | | | | |
| UC RIVERSIDE | 11/09/18 | * | 42 | 2-8 | .250 | 0-0 | .000 | 0-4 | .000 | 4 | 5 | 9 | 9.0 | 4 | 2 | 2 | 0 | 1 | 4 | 4.0 | | |
| CALIFORNIA | 11/13/18 | * | 19 | 1-4 | .250 | 0-0 | .000 | 0-0 | .000 | 1 | 5 | 6 | 7.5 | 5 | 2 | 0 | 0 | 0 | 2 | 3.0 | | |
| EASTERN WASH. | 11/17/18 | * | 30 | 5-8 | .625 | 0-0 | .000 | 4-4 | 1.000 | 0 | 3 | 3 | 6.0 | 2 | 0 | 2 | 1 | 0 | 14 | 6.7 | | |
| at Utah State | 11/20/18 | * | 37 | 3-9 | .333 | 0-0 | .000 | 1-2 | .500 | 4 | 5 | 9 | 6.8 | 1 | 1 | 6 | 1 | 0 | 7 | 6.8 | | |
| vs TCU | 11-23-18 | * | 22 | 4-6 | .667 | 0-0 | .000 | 0-0 | .000 | 1 | 4 | 5 | 6.4 | 5 | 1 | 3 | 1 | 0 | 8 | 7.0 | | |
| vs California Baptist | 11-24-18 | * | 30 | 8-15 | .533 | 0-0 | .000 | 3-4 | .750 | 1 | 6 | 7 | 6.5 | 3 | 1 | 3 | 0 | 0 | 19 | 9.0 | | |
| at Southern Utah | 11/27/18 | * | 27 | 4-13 | .308 | 0-0 | .000 | 2-2 | 1.000 | 1 | 4 | 5 | 6.3 | 3 | 0 | 2 | 0 | 0 | 10 | 9.1 | | |
| at Utah Valley | 11/29/18 | * | 17 | 3-6 | .500 | 0-0 | .000 | 1-2 | .500 | 4 | 6 | 10 | 6.8 | 2 | 0 | 0 | 0 | 0 | 7 | 8.9 | | |
| at Utah | 12/08/18 | * | 20 | 3-5 | .600 | 0-0 | .000 | 0-0 | .000 | 2 | 0 | 2 | 6.2 | 2 | 0 | 2 | 1 | 1 | 6 | 8.6 | | |
| COLORADO ST. | 12/15/18 | * | 22 | 0-3 | .000 | 0-0 | .000 | 0-0 | .000 | 2 | 2 | 4 | 6.0 | 1 | 1 | 0 | 0 | 0 | 7.7 | | | |
| NORTHERN COLO. | 12/21/18 | * | 20 | 2-5 | .400 | 0-0 | .000 | 0-0 | .000 | 2 | 5 | 7 | 6.1 | 2 | 0 | 2 | 0 | 0 | 4 | 7.4 | | |
| at Santa Clara | 12/29/18 | * | 24 | 3-6 | .500 | 0-0 | .000 | 0-2 | .000 | 2 | 4 | 6 | 6.1 | 2 | 0 | 2 | 1 | 2 | 6 | 7.3 | | |
| at San Francisco | 12/31/18 | * | 14 | 2-3 | .667 | 0-0 | .000 | 1-3 | .333 | 1 | 0 | 1 | 5.7 | 5 | 0 | 2 | 1 | 0 | 5 | 7.1 | | |
| PEPPERDINE | 01/03/19 | * | 9 | 1-2 | .500 | 0-0 | .000 | 0-0 | .000 | 0 | 1 | 1 | 5.4 | 5 | 0 | 1 | 1 | 0 | 2 | 6.7 | | |
| LOYOLA MARYMOUNT | 01/05/19 | * | 23 | 4-4 | 1.000 | 0-0 | .000 | 0-0 | .000 | 4 | 1 | 5 | 5.3 | 2 | 1 | 5 | 1 | 0 | 8 | 6.8 | | |
| at Pacific | 1/10/19 | * | 15 | 3-3 | 1.000 | 0-0 | .000 | 0-0 | .000 | 0 | 2 | 2 | 5.1 | 5 | 4 | 2 | 0 | 0 | 6 | 6.8 | | |
| at Saint Mary's (CA) | 1/12/19 | * | 19 | 2-6 | .333 | 0-0 | .000 | 0-0 | .000 | 0 | 2 | 2 | 4.9 | 2 | 0 | 1 | 1 | 0 | 4 | 6.6 | | |
| GONZAGA | 01/17/19 | * | 16 | 1-2 | .500 | 0-0 | .000 | 1-3 | .333 | 1 | 0 | 1 | 4.7 | 3 | 0 | 1 | 0 | 0 | 3 | 6.4 | | |
| PORTLAND | 01/19/19 | * | 12 | 1-1 | 1.000 | 0-0 | .000 | 0-0 | .000 | 2 | 1 | 3 | 4.6 | 2 | 1 | 3 | 3 | 0 | 2 | 6.2 | | |
| at San Diego | 1/26/19 | * | 21 | 4-5 | .800 | 0-0 | .000 | 0-2 | .000 | 0 | 6 | 6 | 4.7 | 1 | 0 | 3 | 1 | 0 | 8 | 6.3 | | |
| at LMU | 1/31/19 | * | 15 | 2-4 | .500 | 0-0 | .000 | 0-0 | .000 | 1 | 3 | 4 | 4.7 | 2 | 1 | 1 | 0 | 0 | 4 | 6.1 | | |
| at Pepperdine | 02/02/19 | * | 22 | 6-12 | .500 | 0-0 | .000 | 1-2 | .500 | 2 | 4 | 6 | 4.7 | 1 | 2 | 2 | 0 | 0 | 13 | 6.5 | | |
| SAN DIEGO | 02/23/19 | 7 | 0-1 | .000 | 0-0 | .000 | 0-0 | .000 | 0 | 1 | 1 | 4.6 | 1 | 0 | 0 | 0 | 0 | 0 | 6.2 | | | |
| SAN FRANCISCO | 02/28/19 | 7 | 1-1 | 1.000 | 0-0 | .000 | 0-0 | .000 | 1 | 1 | 2 | 4.5 | 4 | 1 | 1 | 2 | 0 | 2 | 6.0 | | | |
| SANTA CLARA | 03/02/19 | 8 | 1-5 | .200 | 0-0 | .000 | 0-0 | .000 | 1 | 1 | 2 | 4.4 | 0 | 0 | 1 | 1 | 0 | 2 | 5.8 | | | |
| Totals | | | 22 | 498 | 66-137 | .482 | 0-0 | .000 | 14-30 | .467 | 37 | 72 | 109 | 4.4 | 65 | 18 | 47 | 16 | 4 | 146 | 5.8 | |

Games played: 25
 Minutes/game: 19.9
 Points/game: 5.8
 FG Pct: 48.2
 FT Pct: 46.7

Rebounds/game: 4.4
 Assists/game: 0.7
 Turnovers/game: 1.9
 Assist/turnover ratio: 0.4
 Steals/game: 0.2
 Blocks/game: 0.6

2017-18 SEASON HIGHS

| | |
|-----|-----------------------------------|
| PTS | 19, vs. CBU – 11/24/18 |
| REB | 10, @ UVU – 11/29/18 |
| AST | 4, at Pacific – 01/10/19 |
| STL | |
| BLK | 3, vs. Portland – 1/19/19 |
| FGM | 8, vs. CBU – 11/24/18 |
| FGA | 15, vs. CBU – 11/24/18 |
| 3PM | |
| 3PA | |
| FTM | 4, twice, last vs. EWU – 11/17/18 |
| FTA | 4, three, last vs. CBU – 11/24/18 |

CAREER HIGHS

| | |
|-----|--------------------------------------|
| PTS | 19, vs. CBU – 11/24/18 |
| REB | 17, vs. SUU – 11/10/17 |
| AST | 3, three, last vs. POR – 2/22/18 |
| STL | 3, vs. SUU – 11/10/17 |
| BLK | 3, four, last vs. Portland – 1/19/19 |
| FGM | 8, vs. CBU – 11/24/18 |
| FGA | 15, vs. CBU – 11/24/18 |
| 3PM | -- |
| 3PA | -- |
| FTM | 4, twice, last vs. EWU – 11/17/18 |
| FTA | 4, four, last vs. CBU – 11/24/18 |

MISCELLANEOUS

| | 18-19 | Career |
|-------------------|-------|--------|
| Double-Figure PTS | 4 | 8 |
| 20-plus Pts | | -- |
| Double-Doubles | | 1 |
| 3-plus AST | 1 | 4 |
| 3-plus STL | | 1 |
| 3-plus 3-point FG | | -- |
| Scoring Leader | 1 | 1 |
| Rebound Leader | 3 | 10 |
| Assist Leader | 1 | 1 |

SALMON CAREER STATISTICS (ALL GAMES)

| Year | GP | GS | Min | Avg | FG | FGA | Pct | 3FG | FGA | Pct | FT | FTA | Pct | Off | Def | TR | Avg | PF | FO | A | TO | Blk | Stl | Pts | Avg |
|--------------|-----------|-----------|-------------|-------------|------------|------------|-------------|----------|----------|-------------|-----------|-----------|-------------|------------|------------|------------|------------|------------|-----------|-----------|------------|-----------|-----------|------------|------------|
| 2016-17 | 27 | 9 | 277 | 10.3 | 25 | 62 | .403 | 0 | 0 | .000 | 5 | 14 | .357 | 20 | 34 | 54 | 2.0 | 42 | 1 | 14 | 22 | 15 | 9 | 55 | 2.0 |
| 2017-18 | 30 | 13 | 526 | 17.5 | 65 | 137 | .474 | 0 | 0 | .000 | 14 | 37 | .378 | 54 | 108 | 162 | 5.4 | 81 | 5 | 24 | 55 | 28 | 17 | 144 | 4.8 |
| 2018-19 | 25 | 22 | 498 | 19.9 | 66 | 137 | .482 | 0 | 0 | .000 | 14 | 30 | .467 | 37 | 72 | 109 | 4.4 | 65 | 5 | 18 | 47 | 16 | 4 | 146 | 5.8 |
| TOTAL | 82 | 44 | 1301 | 15.9 | 156 | 336 | .464 | 0 | 0 | .000 | 33 | 81 | .408 | 111 | 214 | 325 | 4.0 | 188 | 11 | 56 | 124 | 59 | 30 | 345 | 4.2 |

SALMON CAREER STATISTICS (CONFERENCE GAMES)

| Year | GP | GS | Min | Avg | FG | FGA | Pct | 3FG | FGA | Pct | FT | FTA | Pct | Off | Def | TR | Avg | PF | FO | A | TO | Blk | Stl | Pts | Avg |
|--------------|-----------|-----------|------------|-------------|-----------|------------|-------------|----------|----------|-------------|-----------|-----------|-------------|-----------|-----------|------------|------------|------------|----------|-----------|-----------|-----------|-----------|------------|------------|
| 2016-17 | 16 | 5 | 145 | 9.1 | 12 | 28 | .429 | 0 | 0 | .000 | 3 | 6 | .500 | 9 | 19 | 28 | 1.8 | 22 | 1 | 9 | 12 | 9 | 7 | 27 | 1.7 |
| 2017-18 | 18 | 2 | 250 | 13.9 | 27 | 69 | .391 | 0 | 0 | .000 | 9 | 21 | .429 | 24 | 41 | 65 | 3.6 | 43 | 3 | 12 | 25 | 14 | 6 | 63 | 3.5 |
| 2018-19 | 14 | 11 | 212 | 15.1 | 31 | 55 | .564 | 0 | 0 | .000 | 3 | 12 | .250 | 15 | 27 | 42 | 3.0 | 35 | 3 | 10 | 25 | 12 | 2 | 65 | 4.6 |
| TOTAL | 48 | 18 | 607 | 12.6 | 70 | 152 | .461 | 0 | 0 | .000 | 15 | 39 | .385 | 48 | 87 | 135 | 2.8 | 100 | 7 | 31 | 62 | 35 | 15 | 155 | 3.2 |

#5 | MARIA ALBIERO | G | 5-7 | SO. | LONDRINA, BRAZIL | RALEIGH, NC | NEUSE CHRISTIAN AC.

In 2018-19

- ▶ Scored 10 points vs. USF, 1 rebound, 1 assist, 1 steal, went 2 of 2 from 3-point range & 4 of 4 from the field
- ▶ Career-and season-high 16 points vs. Portland, 2 rebounds, one steal, shot 6 of 12 from the field, 3 of 6 from 3-point range
- ▶ Tied season bests in 3-pointers made with 2 vs. Gonzaga, 8 points, 3 rebounds, went 3 of 4 from the field
- ▶ Three assists, 3 points at St. Mary's, 2 rebounds, went 1 of 2 from the field and 1 of 1 from behind the arc
- ▶ Started in first collegiate game vs. UCR, scored a career-best to date (10) points, grabbed 7 rebounds, dished out 3 assists



2017-18 Highlights

- ▶ Saw playing time in 29 games while averaging 8.3 minutes per contest
- ▶ Averaged 2.8 points, 0.9 rebounds, 0.8 assists and 0.3 steals a game
- ▶ Pulled down season bests in rebounds (4) in four games, last vs. Portland on 2/22/18
- ▶ Played a season-best 19 minutes twice, at CSU on 12/2/17 and vs. Portland on 2/22/18
- ▶ Played in her first collegiate game vs. SUU on 11/10/17
- ▶ On the year, shot .418 (23-55) from the field, .250 (3-12) from 3-point range and .563 (9-16) from the free-throw line

Personal

- ▶ Born in Londrina, Brazil, currently lives in Raleigh, North Carolina
- ▶ Parents are Alci Albiero and Maria Cleide Lopez; has one brother and one sister
- ▶ Majoring in Exercise Science

ALBIERO GAME BY GAME STATS

| Opponent | Date | gs | min | Total | | 3-Pointers | | Free throws | | Rebounds | | | | pf | a | t/o | blk | stl | pts | avg | |
|-----------------------|----------|----|-----|--------|--------|------------|-------|-------------|-------|----------|-----|-----|-----|-----|----|-----|-----|-----|-----|------|-----|
| | | | | fg-fga | pct | 3fg-fga | pct | ft-fga | pct | off | def | tot | avg | | | | | | | | |
| UC RIVERSIDE | 11/09/18 | * | 26 | 3-8 | .375 | 1-3 | .333 | 3-5 | .600 | 1 | 6 | 7 | 7.0 | 0 | 3 | 1 | 0 | 2 | 10 | 10.0 | |
| CALIFORNIA | 11/13/18 | * | 28 | 1-9 | .111 | 0-2 | .000 | 0-0 | .000 | 1 | 0 | 1 | 4.0 | 2 | 1 | 1 | 0 | 0 | 2 | 6.0 | |
| EASTERN WASH. | 11/17/18 | * | 20 | 1-5 | .200 | 0-2 | .000 | 2-2 | 1.000 | 1 | 2 | 3 | 3.7 | 0 | 4 | 3 | 0 | 1 | 4 | 5.3 | |
| at Utah State | 11/20/18 | * | 18 | 2-4 | .500 | 0-2 | .000 | 0-0 | .000 | 0 | 2 | 2 | 3.3 | 0 | 0 | 0 | 0 | 1 | 4 | 5.0 | |
| vs TCU | 11-23-18 | * | 13 | 0-5 | .000 | 0-0 | .000 | 0-0 | .000 | 1 | 1 | 2 | 3.0 | 1 | 3 | 2 | 0 | 0 | 0 | 4.0 | |
| vs California Baptist | 11-24-18 | * | 9 | 0-3 | .000 | 0-1 | .000 | 0-0 | .000 | 0 | 2 | 2 | 2.8 | 0 | 1 | 2 | 0 | 0 | 0 | 3.3 | |
| at Southern Utah | 11/27/18 | * | 23 | 2-5 | .400 | 0-1 | .000 | 2-2 | 1.000 | 0 | 3 | 3 | 2.9 | 2 | 1 | 1 | 0 | 1 | 6 | 3.7 | |
| at Utah Valley | 11/29/18 | | 19 | 2-6 | .333 | 0-3 | .000 | 0-0 | .000 | 0 | 5 | 5 | 3.1 | 3 | 4 | 1 | 0 | 2 | 4 | 3.8 | |
| at Utah | 12/08/18 | | 14 | 0-3 | .000 | 0-0 | .000 | 0-0 | .000 | 1 | 1 | 2 | 3.0 | 1 | 0 | 0 | 0 | 1 | 0 | 3.3 | |
| COLORADO ST. | 12/15/18 | | 23 | 4-8 | .500 | 2-3 | .667 | 0-0 | .000 | 0 | 1 | 1 | 2.8 | 1 | 2 | 2 | 0 | 1 | 10 | 4.0 | |
| NORTHERN COLO. | 12/21/18 | | 17 | 1-5 | .200 | 0-0 | .000 | 0-0 | .000 | 1 | 0 | 1 | 2.6 | 1 | 4 | 2 | 0 | 0 | 2 | 3.8 | |
| at Santa Clara | 12/29/18 | | 11 | 0-0 | .000 | 0-0 | .000 | 0-0 | .000 | 0 | 1 | 1 | 2.5 | 0 | 3 | 1 | 0 | 0 | 0 | 3.5 | |
| at San Francisco | 12/31/18 | | 4 | 0-1 | .000 | 0-0 | .000 | 0-2 | .000 | 0 | 0 | 0 | 2.3 | 0 | 0 | 0 | 0 | 0 | 0 | 3.2 | |
| PEPPERDINE | 01/03/19 | | 8 | 0-2 | .000 | 0-1 | .000 | 0-0 | .000 | 0 | 0 | 0 | 2.1 | 2 | 1 | 0 | 0 | 0 | 0 | 3.0 | |
| LOYOLA MARYMOUNT | 01/05/19 | | 14 | 0-0 | .000 | 0-0 | .000 | 0-0 | .000 | 1 | 2 | 3 | 2.2 | 1 | 1 | 0 | 0 | 0 | 0 | 2.8 | |
| at Pacific | 1/10/19 | | 12 | 2-3 | .667 | 0-0 | .000 | 0-0 | .000 | 0 | 0 | 0 | 2.1 | 1 | 2 | 1 | 0 | 0 | 4 | 2.9 | |
| at Saint Mary's (CA) | 1/12/19 | | 14 | 1-2 | .500 | 1-1 | 1.000 | 0-0 | .000 | 2 | 0 | 2 | 2.1 | 1 | 3 | 2 | 0 | 0 | 3 | 2.9 | |
| GONZAGA | 01/17/19 | | 13 | 3-4 | .750 | 2-3 | .667 | 0-0 | .000 | 0 | 3 | 3 | 2.1 | 1 | 2 | 3 | 0 | 0 | 8 | 3.2 | |
| PORTLAND | 01/19/19 | | 25 | 6-12 | .500 | 3-6 | .500 | 1-1 | 1.000 | 0 | 2 | 2 | 2.1 | 1 | 0 | 1 | 0 | 1 | 16 | 3.8 | |
| at San Diego | 1/26/19 | | 12 | 1-4 | .250 | 1-3 | .333 | 0-0 | .000 | 0 | 1 | 1 | 2.1 | 1 | 5 | 0 | 0 | 1 | 3 | 3.8 | |
| at LMU | 1/31/19 | | 13 | 1-3 | .333 | 0-2 | .000 | 0-0 | .000 | 0 | 3 | 3 | 2.1 | 0 | 0 | 1 | 0 | 0 | 2 | 3.7 | |
| at Pepperdine | 02/02/19 | | 21 | 0-2 | .000 | 0-0 | .000 | 4-4 | 1.000 | 0 | 2 | 2 | 2.1 | 0 | 1 | 0 | 0 | 0 | 4 | 3.7 | |
| SAINT MARY'S (CA) | 02/07/19 | | 19 | 0-5 | .000 | 0-1 | .000 | 0-0 | .000 | 0 | 1 | 1 | 2.0 | 0 | 2 | 0 | 0 | 0 | 0 | 3.6 | |
| PACIFIC | 02/09/19 | | 27 | 1-4 | .250 | 0-2 | .000 | 0-1 | .000 | 1 | 3 | 4 | 2.1 | 0 | 1 | 0 | 0 | 1 | 2 | 3.5 | |
| at Portland | 02/14/19 | | 6 | 0-2 | .000 | 0-1 | .000 | 0-0 | .000 | 0 | 1 | 1 | 2.1 | 1 | 1 | 2 | 0 | 0 | 0 | 3.4 | |
| at No. 13/12 Gonzaga | 02/16/19 | | 10 | 1-2 | .500 | 0-0 | .000 | 0-0 | .000 | 0 | 0 | 0 | 2.0 | 1 | 1 | 0 | 0 | 0 | 2 | 3.3 | |
| SAN DIEGO | 02/23/19 | | 20 | 1-4 | .250 | 0-2 | .000 | 2-2 | 1.000 | 0 | 0 | 0 | 1.9 | 1 | 2 | 0 | 0 | 0 | 4 | 3.3 | |
| SAN FRANCISCO | 02/28/19 | | 17 | 4-4 | 1.000 | 2-2 | 1.000 | 0-0 | .000 | 0 | 1 | 1 | 1.9 | 1 | 1 | 0 | 0 | 1 | 10 | 3.6 | |
| SANTA CLARA | 03/02/19 | | 10 | 0-5 | .000 | 0-2 | .000 | 0-0 | .000 | 0 | 0 | 0 | 1.8 | 0 | 0 | 0 | 0 | 0 | 0 | 3.4 | |
| Totals | | | 7 | 466 | 37-120 | .308 | 12-43 | .279 | 14-19 | .737 | 10 | 43 | 53 | 1.8 | 23 | 49 | 26 | 0 | 13 | 100 | 3.4 |

Games played: 29
 Minutes/game: 16.1
 Points/game: 3.4
 FG Pct: 30.8
 3FG Pct: 27.9
 FT Pct: 73.7

Rebounds/game: 1.8
 Assists/game: 1.7
 Turnovers/game: 0.9
 Assist/turnover ratio: 1.9
 Steals/game: 0.4

2018-19 SEASON HIGHS

| | |
|-----|---------------------------------|
| PTS | 16, vs. Portland – 01/19/19 |
| REB | 7, vs. UC Riverside – 11/9/18 |
| AST | 5, at San Diego – 01/26/19 |
| STL | 2, twice, last @ UVU – 11/29/18 |
| BLK | |
| FGM | 6, vs. Portland – 01/19/19 |
| FGA | 12, vs. Portland – 01/19/19 |
| 3PM | 3, vs. Portland – 01/19/19 |
| 3PA | 6, vs. Portland – 01/19/19 |
| FTM | 4, at Pepperdine – 02/02/19 |
| FTA | 5, vs. UC Riverside – 11/9/18 |

CAREER HIGHS

| | |
|-----|--------------------------------|
| PTS | 16, vs. Portland – 01/19/19 |
| REB | 7, vs. UC Riverside – 11/9/18 |
| AST | 5, at San Diego – 01/26/19 |
| STL | 2, thr, last vs. UCR – 11/9/18 |
| BLK | -- |
| FGM | 6, vs. Portland – 01/19/19 |
| FGA | 12, vs. Portland – 01/19/19 |
| 3PM | 3, vs. Portland – 01/19/19 |
| 3PA | 6, vs. Portland – 01/19/19 |
| FTM | 4, at Pepperdine – 02/02/19 |
| FTA | 5, vs. UC Riverside – 11/9/18 |

MISCELLANEOUS

| | 18-19 | Career |
|-------------------|-------|--------|
| Double-Figure PTS | 3 | 3 |
| 20-plus Pts | | |
| Double-Doubles | | |
| 3-plus AST | 6 | 6 |
| 3-plus STL | | |
| 3-plus 3-point FG | 1 | 1 |
| Scoring Leader | 1 | 1 |
| Rebound Leader | | |
| Assist Leader | 1 | 1 |

ALBIERO CAREER STATISTICS (ALL GAMES)

| Year | GP | GS | Min | Avg | FG | FGA | Pct | 3FG | FGA | Pct | FT | FTA | Pct | Off | Def | TR | Avg | PF | FO | A | TO | Blk | Stl | Pts | Avg |
|--------------|-----------|----------|------------|-------------|-----------|------------|-------------|-----------|-----------|-------------|-----------|-----------|-------------|-----------|-----------|-----------|------------|-----------|----------|-----------|-----------|----------|-----------|------------|------------|
| 2017-18 | 29 | 0 | 241 | 8.3 | 23 | 55 | .418 | 3 | 12 | .250 | 9 | 16 | .563 | 2 | 23 | 25 | 0.9 | 14 | 0 | 22 | 23 | 0 | 9 | 58 | 2.0 |
| 2018-19 | 29 | 7 | 466 | 16.1 | 37 | 120 | .308 | 12 | 43 | .279 | 14 | 19 | .737 | 10 | 43 | 53 | 1.8 | 23 | 0 | 49 | 26 | 0 | 13 | 100 | 3.4 |
| TOTAL | 58 | 7 | 707 | 12.2 | 60 | 175 | .343 | 15 | 55 | .273 | 23 | 35 | .657 | 12 | 66 | 78 | 1.3 | 37 | 0 | 71 | 49 | 0 | 22 | 168 | 2.7 |

ALBIERO CAREER STATISTICS (CONFERENCE GAMES)

| Year | GP | GS | Min | Avg | FG | FGA | Pct | 3FG | FGA | Pct | FT | FTA | Pct | Off | Def | TR | Avg | PF | FO | A | TO | Blk | Stl | Pts | Avg |
|--------------|-----------|----------|------------|-------------|-----------|-----------|-------------|-----------|-----------|-------------|-----------|-----------|-------------|----------|-----------|-----------|------------|-----------|----------|-----------|-----------|----------|-----------|-----------|------------|
| 2017-18 | 17 | 0 | 137 | 8.1 | 12 | 31 | .387 | 1 | 5 | .200 | 4 | 8 | .500 | 2 | 17 | 19 | 1.1 | 9 | 0 | 11 | 11 | 0 | 6 | 29 | 1.7 |
| 2018-19 | 18 | 0 | 256 | 14.2 | 21 | 59 | .356 | 9 | 26 | .346 | 7 | 10 | .700 | 4 | 20 | 24 | 1.3 | 12 | 0 | 26 | 11 | 0 | 4 | 58 | 3.2 |
| TOTAL | 35 | 0 | 393 | 11.2 | 33 | 90 | .367 | 10 | 31 | .322 | 11 | 19 | .579 | 6 | 37 | 43 | 1.2 | 21 | 0 | 37 | 22 | 0 | 10 | 87 | 2.5 |

#13 | PAISLEY JOHNSON | G | 5-9 | SO. | EVERETT, WA | GLACIER PEAK HS

In 2018-19

- ▶ Team-best 17 points vs. SCU, 9 rebounds, 2 assists, 1 block, 3 steals, went 5 of 9 from the field & 2 of 3 from 3-point range
- ▶ Game-high 20 points vs. SMC for 5th 20+point outing, 7 of 10 from free-throw line, 3 rebounds, 3 assists, 2 steals
- ▶ Career- and game-high 25 points at St. Mary's, went 4 of 6 from 3-point land, 2 rebounds, 2 steals
- ▶ Season high 20 pts, vs. CBU, named the MVP at SDSU Thanksgiving Classic, 4 rebounds, 3 assists, played all 40 min.
- ▶ Started in first collegiate game vs. UCR, double-double from a game-best 12 rebounds and tied game highs in points with 18, put up 3 treys

2017-18 Highlights

- ▶ Played in all games averaging 5.6 points and 2.2 rebounds a contest
- ▶ Averaged playing nearly 20 minutes a game, playing the most minutes (35) at USF on 2/10/18
- ▶ Recorded season bests in points (14), rebounds (7), assists (5), steals (3) and blocks (3)
- ▶ On the year, shot .419 (54-129) from the field, .431 (22-51) from behind the arc and .649 (37-57)
- ▶ Concluded her freshman season with a total of 167 points, 67 rebounds, 43 assists, five blocks and 23 steals

Personal

- ▶ Born in Washington
- ▶ Parents are Brent and Stephanie; has two brothers and one sister
- ▶ Majoring in Sociology

JOHNSON GAME BY GAME STATS

| Opponent | Date | gs | min | Total | | 3-Pointers | | Free throws | | Rebounds | | | | pts | avg | | | | | | |
|-----------------------|----------|----|-----|--------|---------|------------|--------|-------------|---------|----------|-----|-----|------|-----|-----|----|----|----|------|------|------|
| | | | | fg-fga | pct | 3fg-fga | pct | ft-fa | pct | off | def | tot | avg | | | | | | | | |
| UC RIVERSIDE | 11/09/18 | * | 35 | 7-13 | .538 | 3-7 | .429 | 1-2 | .500 | 1 | 11 | 12 | 12.0 | 5 | 2 | 2 | 0 | 0 | 18 | 18.0 | |
| CALIFORNIA | 11/13/18 | * | 38 | 5-10 | .500 | 1-3 | .333 | 3-3 | 1.000 | 1 | 6 | 7 | 9.5 | 4 | 1 | 3 | 0 | 4 | 14 | 16.0 | |
| EASTERN WASH. | 11/17/18 | * | 33 | 3-7 | .429 | 2-6 | .333 | 2-2 | 1.000 | 0 | 6 | 6 | 8.3 | 4 | 4 | 3 | 0 | 2 | 10 | 14.0 | |
| at Utah State | 11/20/18 | * | 35 | 2-9 | .222 | 0-2 | .000 | 6-6 | 1.000 | 1 | 3 | 4 | 7.3 | 3 | 1 | 2 | 0 | 1 | 10 | 13.0 | |
| vs TCU | 11-23-18 | * | 38 | 4-12 | .333 | 2-4 | .500 | 0-0 | .000 | 3 | 1 | 4 | 6.6 | 2 | 6 | 0 | 0 | 2 | 10 | 12.4 | |
| vs California Baptist | 11-24-18 | * | 40 | 8-14 | .571 | 1-4 | .250 | 3-8 | .375 | 1 | 3 | 4 | 6.2 | 2 | 3 | 2 | 1 | 1 | 20 | 13.7 | |
| at Southern Utah | 11/27/18 | * | 34 | 4-8 | .500 | 1-3 | .333 | 2-2 | 1.000 | 0 | 5 | 5 | 6.0 | 3 | 4 | 4 | 1 | 0 | 11 | 13.3 | |
| at Utah Valley | 11/29/18 | * | 23 | 3-11 | .273 | 2-7 | .286 | 0-0 | .000 | 2 | 3 | 5 | 5.9 | 2 | 1 | 2 | 0 | 0 | 8 | 12.6 | |
| at Utah | 12/08/18 | * | 34 | 7-10 | .700 | 0-2 | .000 | 3-4 | .750 | 1 | 2 | 3 | 5.6 | 3 | 2 | 2 | 0 | 1 | 17 | 13.1 | |
| COLORADO ST. | 12/15/18 | * | 38 | 3-13 | .231 | 2-8 | .250 | 1-2 | .500 | 3 | 8 | 11 | 6.1 | 1 | 1 | 2 | 0 | 1 | 9 | 12.7 | |
| NORTHERN COLO. | 12/21/18 | * | 26 | 4-11 | .364 | 2-6 | .333 | 2-2 | 1.000 | 0 | 2 | 2 | 5.7 | 3 | 6 | 4 | 0 | 5 | 12 | 12.6 | |
| at Santa Clara | 12/29/18 | * | 38 | 4-10 | .400 | 0-3 | .000 | 2-4 | .500 | 1 | 5 | 6 | 5.8 | 2 | 2 | 1 | 0 | 0 | 10 | 12.4 | |
| at San Francisco | 12/31/18 | * | 39 | 3-15 | .200 | 0-3 | .000 | 3-3 | 1.000 | 2 | 2 | 4 | 5.6 | 2 | 2 | 2 | 0 | 0 | 9 | 12.2 | |
| PEPPERDINE | 01/03/19 | * | 37 | 7-13 | .538 | 3-5 | .600 | 7-10 | .700 | 2 | 3 | 5 | 5.6 | 2 | 2 | 3 | 0 | 2 | 24 | 13.0 | |
| LOYOLA MARYMOUNT | 01/05/19 | * | 34 | 4-15 | .267 | 2-4 | .500 | 0-0 | .000 | 1 | 1 | 2 | 5.3 | 1 | 2 | 0 | 0 | 4 | 10 | 12.8 | |
| at Pacific | 1/10/19 | * | 38 | 8-14 | .571 | 2-4 | .500 | 6-8 | .750 | 0 | 2 | 2 | 5.1 | 2 | 3 | 0 | 0 | 1 | 24 | 13.5 | |
| at Saint Mary's (CA) | 1/12/19 | * | 36 | 9-13 | .692 | 4-6 | .667 | 3-5 | .600 | 1 | 1 | 2 | 4.9 | 3 | 1 | 3 | 0 | 2 | 25 | 14.2 | |
| GONZAGA | 01/17/19 | * | 33 | 3-13 | .231 | 0-5 | .000 | 6-7 | .857 | 0 | 0 | 0 | 4.7 | 2 | 3 | 0 | 1 | 12 | 14.1 | | |
| PORTLAND | 01/19/19 | * | 38 | 3-11 | .273 | 1-3 | .333 | 8-8 | 1.000 | 0 | 2 | 2 | 4.5 | 4 | 2 | 1 | 0 | 3 | 15 | 14.1 | |
| at San Diego | 1/26/19 | * | 20 | 4-9 | .444 | 2-7 | .286 | 3-6 | .500 | 1 | 0 | 1 | 4.4 | 4 | 1 | 1 | 0 | 1 | 13 | 14.1 | |
| at LMU | 1/31/19 | * | 36 | 7-16 | .438 | 0-5 | .000 | 2-3 | .667 | 0 | 3 | 3 | 4.3 | 1 | 6 | 4 | 0 | 0 | 16 | 14.1 | |
| at Pepperdine | 02/02/19 | * | 28 | 2-6 | .333 | 1-1 | 1.000 | 6-6 | 1.000 | 0 | 0 | 0 | 4.1 | 4 | 2 | 3 | 0 | 0 | 11 | 14.0 | |
| SAINT MARY'S (CA) | 02/07/19 | * | 40 | 6-15 | .400 | 1-3 | .333 | 7-10 | .700 | 0 | 3 | 3 | 4.0 | 0 | 3 | 0 | 0 | 2 | 20 | 14.3 | |
| PACIFIC | 02/09/19 | * | 30 | 5-12 | .417 | 2-8 | .250 | 5-6 | .833 | 0 | 5 | 5 | 4.1 | 1 | 4 | 4 | 0 | 2 | 17 | 14.4 | |
| at Portland | 02/14/19 | * | 38 | 6-14 | .429 | 2-7 | .286 | 2-4 | .500 | 1 | 5 | 6 | 4.2 | 1 | 7 | 3 | 0 | 0 | 16 | 14.4 | |
| at No. 13/12 Gonzaga | 02/16/19 | * | 35 | 3-9 | .333 | 1-3 | .333 | 5-7 | .714 | 0 | 4 | 4 | 4.2 | 3 | 4 | 1 | 0 | 0 | 12 | 14.3 | |
| SAN DIEGO | 02/23/19 | * | 26 | 5-9 | .556 | 2-4 | .500 | 4-4 | 1.000 | 1 | 5 | 6 | 4.2 | 4 | 5 | 2 | 0 | 1 | 16 | 14.4 | |
| SAN FRANCISCO | 02/28/19 | * | 27 | 5-14 | .357 | 2-8 | .250 | 3-5 | .600 | 0 | 3 | 3 | 4.2 | 0 | 4 | 1 | 0 | 3 | 15 | 14.4 | |
| SANTA CLARA | 03/02/19 | * | 39 | 5-9 | .556 | 2-3 | .667 | 5-8 | .625 | 1 | 8 | 9 | 4.3 | 2 | 2 | 2 | 1 | 3 | 17 | 14.5 | |
| Totals | | | 29 | 986 | 139-335 | .415 | 43-134 | .321 | 100-135 | .741 | 24 | 102 | 126 | 4.3 | 70 | 86 | 60 | 3 | 42 | 421 | 14.5 |

Games played: 29
 Minutes/game: 34.0
 Points/game: 14.5
 FG Pct: 41.5
 3FG Pct: 32.1
 FT Pct: 74.1
 Rebounds/game: 4.3
 Assists/game: 3.0
 Turnovers/game: 2.1
 Assist/turnover ratio: 1.4
 Steals/game: 1.4
 Blocks/game: 0.1



| 2018-19 SEASON HIGHS | |
|----------------------|------------------------------------|
| PTS | 25, at SMC – 01/12/19 |
| REB | 12, vs. UC Riverside – 11/9/18 |
| AST | 7, at Portland – 02/14/19 |
| STL | 5, vs. UNC – 12/21/18 |
| BLK | |
| FGM | 9, at SMC – 01/12/19 |
| FGA | 16, at LMU – 01/29/19 |
| 3PM | 4, at SMC – 01/12/19 |
| 3PA | 7, vs. UC Riverside – 11/9/18 |
| FTM | 7, twice, last vs. SMC – 02/07/19 |
| FTA | 10, twice, last vs. SMC – 02/07/19 |

| CAREER HIGHS | |
|--------------|------------------------------------|
| PTS | 25, at SMC – 01/12/19 |
| REB | 12, vs. UC Riverside – 11/9/18 |
| AST | 7, at Portland – 02/14/19 |
| STL | 5, vs. UNCL – 12/21/18 |
| BLK | 3, at EWU – 11/17/17 |
| FGM | 9, at SMC – 01/12/19 |
| FGA | 16, at LMU – 01/29/19 |
| 3PM | 4, at SMC – 01/12/19 |
| 3PA | 7, vs. UC Riverside – 11/9/18 |
| FTM | 7, twice, last vs. SMC – 02/07/19 |
| FTA | 10, twice, last vs. SMC – 02/07/19 |

| MISCELLANEOUS | | |
|-------------------|-------|--------|
| | 18-19 | Career |
| Double-Figure PTS | 25 | 27 |
| 20-plus Pts | 5 | 5 |
| Double-Doubles | 1 | 1 |
| 3-plus AST | 14 | 17 |
| 3-plus STL | 7 | 7 |
| 3-plus 3-point FG | 2 | 2 |
| Scoring Leader | 8 | 8 |
| Rebound Leader | 4 | 4 |
| Assist Leader | 6 | 6 |

JOHNSON CAREER STATISTICS (ALL GAMES)

| Year | GP | GS | Min | Avg | FG | FGA | Pct | 3FG | FGA | Pct | FT | FTA | Pct | Off | Def | TR | Avg | PF | FO | A | TO | Blk | Stl | Pts | Avg |
|--------------|-----------|-----------|-------------|-------------|------------|------------|-------------|-----------|------------|-------------|------------|------------|-------------|-----------|------------|------------|------------|------------|----------|------------|------------|----------|-----------|------------|-------------|
| 2017-18 | 30 | 0 | 591 | 19.7 | 54 | 129 | .419 | 22 | 51 | .431 | 37 | 57 | .649 | 20 | 47 | 67 | 2.2 | 74 | 2 | 43 | 50 | 5 | 23 | 167 | 5.6 |
| 2018-19 | 29 | 29 | 986 | 34.0 | 139 | 335 | .415 | 43 | 134 | .321 | 100 | 135 | .741 | 24 | 102 | 126 | 4.3 | 70 | 1 | 86 | 60 | 3 | 42 | 421 | 14.5 |
| TOTAL | 59 | 29 | 1577 | 26.7 | 193 | 464 | .416 | 65 | 185 | .351 | 137 | 192 | .714 | 44 | 149 | 193 | 3.3 | 144 | 3 | 129 | 110 | 8 | 65 | 588 | 10.0 |

JOHNSON CAREER STATISTICS (CONFERENCE GAMES)

| Year | GP | GS | Min | Avg | FG | FGA | Pct | 3FG | FGA | Pct | FT | FTA | Pct | Off | Def | TR | Avg | PF | FO | A | TO | Blk | Stl | Pts | Avg |
|--------------|-----------|-----------|-------------|-------------|------------|------------|-------------|-----------|------------|-------------|------------|------------|-------------|-----------|-----------|------------|------------|-----------|----------|-----------|-----------|----------|-----------|------------|-------------|
| 2017-18 | 18 | 0 | 393 | 21.8 | 31 | 74 | .419 | 16 | 32 | .500 | 25 | 38 | .658 | 16 | 30 | 46 | 2.6 | 44 | 1 | 31 | 32 | 4 | 18 | 103 | 5.7 |
| 2018-19 | 18 | 18 | 612 | 34.0 | 89 | 217 | .410 | 27 | 82 | .329 | 77 | 104 | .740 | 11 | 52 | 63 | 3.5 | 38 | 0 | 55 | 34 | 1 | 25 | 282 | 15.7 |
| TOTAL | 36 | 18 | 1005 | 27.9 | 120 | 291 | .412 | 43 | 114 | .377 | 102 | 142 | .718 | 27 | 82 | 109 | 3.0 | 82 | 1 | 86 | 66 | 5 | 43 | 385 | 10.7 |

#14 | BABALU UGWU | F | 6-1 | FR. | JUNDIAI, BRAZIL | RALEIGH, NC | FRIENDSHIP CHRISTIAN HS

In 2018-19

- ▶ Team-best & season-best 8 rebounds vs. Pacific, 5 points, went 2 of 2 from the field, 2 steals
- ▶ Recorded first game with double digit points (10) vs. UNC, 6 rebounds, one steal, went 5 of 5 from the field
- ▶ Started in first collegiate game vs. CSU, grabbed 5 rebounds, played 15 minutes
- ▶ Three rebounds, 2 points, one assist vs. CBU @ SDSU Thanksgiving Classic, played 11 minutes
- ▶ Played in her first collegiate game vs. EWU, scored 7 points, grabbed 2 rebounds after playing almost five minutes

BEFORE BYU

- ▶ State Tournament MVP in 2017
- ▶ In high school, received Most Athletic Award and Leadership in 2017
- ▶ High school team took third place in region competition in 2017
- ▶ High school team was state champions in 2018
- ▶ Played on Carolina Waves Basketball Club
- ▶ Played on Brazilian National Team that took first place in 2015
- ▶ Brazilian National Team took second place in Mexico tournament in 2016
- ▶ Was on U16 Brazilian National Team where she scored 23 points against the USA team and won 74-63
- ▶ Named Player of the Year in 2014 of the state of Sao Paulo
- ▶ Two-time A/B Honor Roll in high school

Personal

- ▶ Born in Sao Paulo, Brazil
- ▶ Parents are Elaine de Angelo and Micheal Ikechukwu Ugwu; has one brother and one sister
- ▶ Majoring in sports medicine



| 2018-19 SEASON HIGHS | |
|----------------------|-----------------------------------|
| PTS | 10, twice, last at PEP – 02/02/19 |
| REB | 8, vs. Pacific – 02/09/19 |
| AST | |
| STL | 3, vs. SMC – 02/07/19 |
| BLK | |
| FGM | 5, vs. UNC – 12/21/18 |
| FGA | 6, twice, last at PEP – 02/02/19 |
| 3PM | |
| 3PA | |
| FTM | 4, at PEP – 02/02/19 |
| FTA | 4, at PEP – 02/02/19 |

UGWU GAME BY GAME STATS

| Opponent | Date | gs | min | Total | | 3-Pointers | | Free throws | | Rebounds | | | | pf | a | t/o | blk | stl | pts | avg |
|-----------------------|----------|------|-----|--------|------|------------|------|-------------|------|----------|-----|-----|-----|----|---|-----|-----|-----|-----|-----|
| | | | | fg-fga | pct | 3fg-fga | pct | ft-fa | pct | off | def | tot | avg | | | | | | | |
| EASTERN WASH. | 11/17/18 | 4 | 2-2 | 1.000 | 0-0 | .000 | 3-3 | 1.000 | 0 | 2 | 2 | 2.0 | 0 | 0 | 0 | 0 | 0 | 7 | 7.0 | |
| at Utah State | 11/20/18 | 11 | 0-4 | .000 | 0-0 | .000 | 0-0 | .000 | 2 | 1 | 3 | 2.5 | 0 | 0 | 1 | 0 | 1 | 0 | 3.5 | |
| vs TCU | 11-23-18 | 11 | 1-3 | .333 | 0-1 | .000 | 1-1 | 1.000 | 1 | 4 | 5 | 3.3 | 2 | 0 | 1 | 0 | 0 | 3 | 3.3 | |
| vs California Baptist | 11-24-18 | 11 | 1-3 | .333 | 0-0 | .000 | 0-0 | .000 | 2 | 1 | 3 | 3.3 | 3 | 1 | 1 | 0 | 0 | 2 | 3.0 | |
| at Southern Utah | 11/27/18 | 8 | 2-5 | .400 | 0-0 | .000 | 1-1 | 1.000 | 2 | 0 | 2 | 3.0 | 1 | 0 | 2 | 1 | 1 | 5 | 3.4 | |
| at Utah Valley | 11/29/18 | 7 | 3-6 | .500 | 0-0 | .000 | 0-0 | .000 | 1 | 2 | 3 | 3.0 | 2 | 0 | 0 | 0 | 2 | 6 | 3.8 | |
| at Utah | 12/08/18 | 8 | 1-2 | .500 | 0-0 | .000 | 1-1 | 1.000 | 1 | 2 | 3 | 3.0 | 1 | 1 | 0 | 0 | 0 | 3 | 3.7 | |
| COLORADO ST. | 12/15/18 | * 11 | 0-2 | .000 | 0-0 | .000 | 0-0 | .000 | 0 | 5 | 5 | 3.3 | 0 | 0 | 1 | 1 | 0 | 0 | 3.3 | |
| NORTHERN COLO. | 12/21/18 | * 11 | 5-5 | 1.000 | 0-0 | .000 | 0-1 | .000 | 3 | 3 | 6 | 3.6 | 4 | 0 | 1 | 0 | 1 | 10 | 4.0 | |
| at Santa Clara | 12/29/18 | * 17 | 2-7 | .286 | 0-0 | .000 | 0-0 | .000 | 4 | 2 | 6 | 3.8 | 2 | 0 | 4 | 0 | 0 | 4 | 4.0 | |
| at San Francisco | 12/31/18 | * 14 | 3-9 | .333 | 0-0 | .000 | 0-0 | .000 | 0 | 0 | 0 | 3.5 | 1 | 0 | 0 | 0 | 1 | 6 | 4.2 | |
| PEPPERDINE | 01/03/19 | * 12 | 0-0 | .000 | 0-0 | .000 | 0-0 | .000 | 0 | 0 | 0 | 3.2 | 2 | 1 | 2 | 0 | 1 | 0 | 3.8 | |
| LOYOLA MARYMOUNT | 01/05/19 | * 20 | 2-5 | .400 | 0-0 | .000 | 0-0 | .000 | 2 | 5 | 7 | 3.5 | 4 | 0 | 1 | 0 | 1 | 4 | 3.8 | |
| at Pacific | 1/10/19 | * 12 | 0-2 | .000 | 0-0 | .000 | 0-0 | .000 | 1 | 1 | 2 | 3.4 | 1 | 0 | 1 | 0 | 0 | 0 | 3.6 | |
| at Saint Mary's (CA) | 1/12/19 | * 15 | 1-6 | .167 | 0-0 | .000 | 2-2 | 1.000 | 2 | 3 | 5 | 3.5 | 1 | 0 | 0 | 0 | 0 | 4 | 3.6 | |
| GONZAGA | 01/17/19 | * 7 | 2-3 | .667 | 0-0 | .000 | 0-0 | .000 | 0 | 0 | 0 | 3.3 | 5 | 0 | 1 | 0 | 0 | 4 | 3.6 | |
| PORTLAND | 01/19/19 | * 11 | 4-6 | .667 | 0-0 | .000 | 0-0 | .000 | 0 | 2 | 2 | 3.2 | 4 | 1 | 1 | 0 | 2 | 8 | 3.9 | |
| at San Diego | 1/26/19 | * 19 | 0-4 | .000 | 0-0 | .000 | 1-2 | .500 | 1 | 1 | 2 | 3.1 | 1 | 1 | 0 | 0 | 0 | 1 | 3.7 | |
| at LMU | 1/31/19 | * 8 | 2-3 | .667 | 0-0 | .000 | 0-0 | .000 | 0 | 0 | 0 | 2.9 | 1 | 0 | 1 | 0 | 0 | 4 | 3.7 | |
| at Pepperdine | 02/02/19 | 16 | 3-6 | .500 | 0-0 | .000 | 4-4 | 1.000 | 1 | 2 | 3 | 3.0 | 3 | 0 | 3 | 0 | 2 | 10 | 4.1 | |
| SAINT MARY'S (CA) | 02/07/19 | * 15 | 3-9 | .333 | 0-0 | .000 | 0-0 | .000 | 2 | 5 | 7 | 3.1 | 3 | 0 | 1 | 0 | 3 | 6 | 4.1 | |
| PACIFIC | 02/09/19 | 14 | 2-2 | 1.000 | 0-0 | .000 | 1-2 | .500 | 2 | 6 | 8 | 3.4 | 4 | 0 | 2 | 0 | 2 | 5 | 4.2 | |
| at Portland | 02/14/19 | 11 | 0-1 | .000 | 0-0 | .000 | 0-0 | .000 | 1 | 1 | 2 | 3.3 | 2 | 1 | 0 | 1 | 0 | 0 | 4.0 | |
| at No. 13/12 Gonzaga | 02/16/19 | 9 | 1-1 | 1.000 | 0-0 | .000 | 0-0 | .000 | 0 | 2 | 2 | 3.3 | 1 | 0 | 2 | 0 | 0 | 2 | 3.9 | |
| SAN DIEGO | 02/23/19 | 13 | 2-4 | .500 | 0-0 | .000 | 0-0 | .000 | 2 | 1 | 3 | 3.2 | 2 | 0 | 1 | 0 | 0 | 4 | 3.9 | |
| SAN FRANCISCO | 02/28/19 | 7 | 1-2 | .500 | 0-0 | .000 | 0-0 | .000 | 0 | 2 | 2 | 3.2 | 2 | 0 | 1 | 0 | 0 | 2 | 3.8 | |
| SANTA CLARA | 03/02/19 | 2 | 0-2 | .000 | 0-0 | .000 | 0-0 | .000 | 0 | 0 | 0 | 3.1 | 0 | 0 | 0 | 0 | 0 | 0 | 3.7 | |
| Totals | | 13 | 304 | 43-104 | .413 | 0-1 | .000 | 14-17 | .824 | 30 | 53 | 83 | 3.1 | 52 | 6 | 28 | 3 | 17 | 100 | 3.7 |

Games played: 27
 Minutes/game: 11.3
 Points/game: 3.7
 FG Pct: 41.3
 3FG Pct: 0.0
 FT Pct: 82.4

Rebounds/game: 3.1
 Assists/game: 0.2
 Turnovers/game: 1.0
 Assist/turnover ratio: 0.2
 Steals/game: 0.6
 Blocks/game: 0.1

UGWU CAREER STATISTICS (ALL GAMES)

| Year | GP | GS | Min | Avg | FG | FGA | Pct | 3FG | FGA | Pct | FT | FTA | Pct | Off | Def | TR | Avg | PF | FO | A | TO | Blk | Stl | Pts | Avg |
|---------|----|----|-----|------|----|-----|------|-----|-----|------|----|-----|------|-----|-----|----|-----|----|----|---|----|-----|-----|-----|-----|
| 2018-19 | 27 | 13 | 304 | 11.3 | 43 | 104 | .413 | 0 | 1 | .000 | 14 | 17 | .824 | 30 | 53 | 83 | 3.1 | 52 | 1 | 6 | 28 | 3 | 17 | 100 | 3.7 |
| TOTAL | | | | | | | | | | | | | | | | | | | | | | | | | |

UGWU CAREER STATISTICS (CONFERENCE GAMES)

| Year | GP | GS | Min | Avg | FG | FGA | Pct | 3FG | FGA | Pct | FT | FTA | Pct | Off | Def | TR | Avg | PF | FO | A | TO | Blk | Stl | Pts | Avg |
|---------|----|----|-----|------|----|-----|------|-----|-----|------|----|-----|------|-----|-----|----|-----|----|----|---|----|-----|-----|-----|-----|
| 2018-19 | 18 | 11 | 222 | 12.3 | 28 | 72 | .389 | 0 | 0 | .000 | 8 | 10 | .800 | 18 | 33 | 51 | 2.8 | 39 | 1 | 4 | 21 | 1 | 12 | 64 | 3.6 |
| TOTAL | | | | | | | | | | | | | | | | | | | | | | | | | |

| CAREER HIGHS | |
|--------------|--|
| PTS | |
| REB | |
| AST | |
| STL | |
| BLK | |
| FGM | |
| FGA | |
| 3PM | |
| 3PA | |
| FTM | |
| FTA | |

| MISCELLANEOUS | | |
|-------------------|-------|--------|
| | 18-19 | Career |
| Double-Figure PTS | 2 | 2 |
| 20-plus Pts | | |
| Double-Doubles | | |
| 3-plus AST | | |
| 3-plus STL | 1 | 1 |
| 3-plus 3-point FG | | |
| Scoring Leader | | |
| Rebound Leader | 3 | 3 |
| Assist Leader | | |

#21 | KHAEDIN TAITO | G | 5-11 | JR. | HASTINGS, NEW ZEALAND | PALM BEACH CURRUMBIN HS | USC

In 2018-19

- ▶ Saw four minutes of playing time vs. USF
- ▶ Played two minutes vs. San Diego, her second game of the season

2017-18 Highlights

- ▶ Played in four games vs. Montana State, vs. Pacific, at SMC and at Portland
- ▶ Played in her first game as a Cougar vs. Montana St.,
- ▶ On the season recorded one assist, one steal and played the most minutes with seven

BYU 2016-17

- ▶ Redshirt

At USC 2015-16

- ▶ Named to the Trojan Club with a 3.0 GPA
- ▶ Played in 32 games and started in 16
- ▶ Averaged 2.3 points and 1.2 rebounds per game
- ▶ Finished season with 72 points, 39 rebounds, 23 assists, 5 blocks and 17 steals

Before BYU

- ▶ Four-time team MVP
- ▶ Four-time Metropolitan School Champions
- ▶ Four-time State Tournament participant
- ▶ Team finished fourth at the Australian Schools National tournament
- ▶ Was member of the New Zealand National Team in 2013 and 2014

Personal

- ▶ Parents are Tinaka and Iatapa Taito
- ▶ Born in Hastings, New Zealand
- ▶ Has three sisters and two brothers



2018-19 SEASON HIGHS

| | |
|-----|--|
| PTS | |
| REB | |
| AST | |
| STL | |
| BLK | |
| FGM | |
| FGA | |
| 3PM | |
| 3PA | |
| FTM | |
| FTA | |

CAREER HIGHS

| | |
|-----|--|
| PTS | |
| REB | |
| AST | |
| STL | |
| BLK | |
| FGM | |
| FGA | |
| 3PM | |
| 3PA | |
| FTM | |
| FTA | |

MISCELLANEOUS

| | 18-19 | Career |
|-------------------|-------|--------|
| Double-Figure PTS | | |
| 20-plus Pts | | |
| Double-Doubles | | |
| 3-plus AST | | |
| 3-plus STL | | |
| 3-plus 3-point FG | | |
| Scoring Leader | | |
| Rebound Leader | | |
| Assist Leader | | |

TAITO GAME BY GAME STATS

#21 TAITO, Khaedin

| Opponent | Date | gs | min | Total | | 3-Pointers | | Free throws | | Rebounds | | | | pf | a | t/o | blk | stl | pts | avg |
|---------------|----------|----------|----------|------------|-------------|------------|-------------|-------------|-------------|----------|----------|----------|------------|----------|----------|----------|----------|----------|----------|------------|
| | | | | fg-fga | pct | 3fg-fga | pct | ft-fa | pct | off | def | tot | avg | | | | | | | |
| PACIFIC | 02/09/19 | 2 | | 0-0 | .000 | 0-0 | .000 | 0-0 | .000 | 0 | 0 | 0 | 0.0 | 0 | 0 | 0 | 0 | 0 | 0 | 0.0 |
| SAN DIEGO | 02/23/19 | 2 | | 0-0 | .000 | 0-0 | .000 | 0-0 | .000 | 0 | 0 | 0 | 0.0 | 1 | 0 | 1 | 0 | 0 | 0 | 0.0 |
| SAN FRANCISCO | 02/28/19 | 4 | | 0-0 | .000 | 0-0 | .000 | 0-0 | .000 | 0 | 0 | 0 | 0.0 | 0 | 0 | 0 | 0 | 0 | 0 | 0.0 |
| Totals | | 0 | 8 | 0-0 | .000 | 0-0 | .000 | 0-0 | .000 | 0 | 0 | 0 | 0.0 | 1 | 0 | 1 | 0 | 0 | 0 | 0.0 |

Games played: 3
Minutes/game: 2.7

Turnovers/game: 0.3

TAITO CAREER STATISTICS (ALL GAMES)

| Year | GP | GS | Min | Avg | FG | FGA | Pct | 3FG | FGA | Pct | FT | FTA | Pct | Off | Def | TR | Avg | PF | FO | A | TO | Blk | Stl | Pts | Avg |
|--------------|----------|----------|-----------|------------|----------|----------|-------------|----------|----------|-------------|----------|----------|-------------|----------|----------|----------|------------|----------|----------|----------|----------|----------|----------|----------|------------|
| 2017-18 | 4 | 0 | 13 | 3.3 | 0 | 1 | .000 | 0 | 1 | .000 | 0 | 0 | .000 | 0 | 0 | 0 | 0.0 | 2 | 0 | 1 | 0 | 0 | 1 | 0 | 0.0 |
| 2018-19 | 3 | 0 | 8 | 2.7 | 0 | 0 | .000 | 0 | 0 | .000 | 0 | 0 | .000 | 0 | 0 | 0 | 0.0 | 1 | 0 | 0 | 1 | 0 | 0 | 0 | 0.0 |
| TOTAL | 7 | 0 | 21 | 3.0 | 0 | 1 | .000 | 0 | 1 | .000 | 0 | 0 | .000 | 0 | 0 | 0 | 0.0 | 3 | 0 | 1 | 1 | 0 | 1 | 0 | 0.0 |

TAITO CAREER STATISTICS (CONFERENCE GAMES)

| Year | GP | GS | Min | Avg | FG | FGA | Pct | 3FG | FGA | Pct | FT | FTA | Pct | Off | Def | TR | Avg | PF | FO | A | TO | Blk | Stl | Pts | Avg |
|--------------|----------|----------|-----------|------------|----------|-----------|-------------|----------|----------|-------------|----------|----------|-------------|----------|----------|----------|------------|----------|----------|----------|----------|----------|----------|----------|------------|
| 2017-18 | 3 | 0 | 6 | 2.0 | 0 | 1 | .000 | 0 | 1 | .000 | 0 | 0 | .000 | 0 | 0 | 0 | 0.0 | 1 | 0 | 0 | 0 | 0 | 0 | 0 | 0.0 |
| 2018-19 | 3 | 0 | 8 | 2.7 | 0 | 8 | .000 | 0 | 0 | .000 | 0 | 0 | .000 | 0 | 0 | 0 | 0.0 | 1 | 0 | 0 | 1 | 0 | 0 | 0 | 0.0 |
| TOTAL | 6 | 0 | 14 | 2.3 | 0 | 10 | .000 | 0 | 1 | .000 | 0 | 0 | .000 | 0 | 0 | 0 | 0.0 | 2 | 0 | 0 | 1 | 0 | 0 | 0 | 0.0 |

#22 | SARA HAMSON | C | 6-7 | SO. | LINDON, UT | PLEASANT GROVE HS

In 2018-19

- ▶ Tied for game- and career-high in points (18) vs. SCU, game-best 9 blocks, went 10 of 10 from FT line for career highs
- ▶ Season-best 12 points vs. San Diego, 5 rebounds, 2 steals, game-best 3 blocks, shot 6 of 7 from the field
- ▶ Game-high 7 blocks at San Diego, grabbed a team-best nine rebounds
- ▶ Game-high 4 blocks vs. Gonzaga, 6 points, 6 rebounds, went 3 of 4 from the field, 3 assists for season bests
- ▶ Game-best 4 blocks @ Utah, team-high 5 rebounds, 4 points
- ▶ Came off the bench playing seven minutes vs. EWU, grabbed 3 rebounds, dished out 2 assists

2017-18 highlights

- ▶ Led the team in blocks with a 4.3 average, for a season total of 112
- ▶ With 112 blocks, holds BYU's freshman season blocks record
- ▶ Recorded season bests in points (12), in rebounds (20), in assists (2), steals (2), blocks (9)
- ▶ Led the way in blocks in 23 games and was the rebound leader in 10
- ▶ Named the 2017-18 WCC Defensive Player of the Year and was named to the 2017-18 WCC All-Freshman team
- ▶ Led the WCC in blocks, ranked sixth in rebounds and defensive rebounds and 12th in offensive rebounds
- ▶ Nationally, finished ranked first in blocked shots per game and second in blocked shots
- ▶ Finished freshman campaign with 146 points, 201 rebounds, 13 assists and 13 steals
- ▶ Named Female Rookie of the Year at 2018 Y Awards

Personal

- ▶ Parents are David and Tresa Spaulding Hamson; has two brothers and two sisters
- ▶ Sister and All-Americans Jennifer and mother Tresa played basketball at BYU
- ▶ Two-sport student-athlete also competing on the BYU women's volleyball team
- ▶ Majoring in Bioinformatics



| 2018-19 SEASON HIGHS | |
|----------------------|---------------------------------|
| PTS | 18, vs. SCU – 03/02/19 |
| REB | 12, vs. USF – 02/28/19 |
| AST | 3, vs. Gonzaga – 01/17/19 |
| STL | 2, five last vs. USF – 02/28/19 |
| BLK | 9, vs. SCU – 03/02/19 |
| FGM | 6, vs. USD - 02/23/19 |
| FGA | 7, vs. USD - 02/23/19 |
| 3PM | |
| 3PA | |
| FTM | 10, vs. SCU -03/02/19 |
| FTA | 10, vs. SCU -03/02/19 |

HAMSON GAME BY GAME STATS

| Opponent | Date | Total | | 3-Pointers | | Free throws | | Rebounds | | | | pf | a | t/o | blk | stl | pts | avg | | |
|-----------------------|----------|-------|-----|------------|------|-------------|-------|----------|------|-----|-----|-----|-----|-----|-----|-----|-----|-----|-----|-----|
| | | gs | min | fg-fga | pct | 3fg-fga | pct | ft-fa | pct | off | def | | | | | | | | tot | avg |
| EASTERN WASH. | 11/17/18 | 7 | 0-2 | .000 | 0-0 | .000 | 0-0 | .000 | 2 | 1 | 3 | 3.0 | 2 | 2 | 1 | 0 | 0 | 0 | 0.0 | |
| at Utah State | 11/20/18 | 11 | 1-1 | 1.000 | 0-0 | .000 | 0-0 | .000 | 0 | 1 | 1 | 2.0 | 2 | 0 | 0 | 0 | 0 | 2 | 1.0 | |
| vs TCU | 11-23-18 | 15 | 2-2 | 1.000 | 0-0 | .000 | 0-0 | .000 | 3 | 5 | 8 | 4.0 | 1 | 2 | 1 | 2 | 0 | 4 | 2.0 | |
| vs California Baptist | 11-24-18 | 10 | 0-1 | .000 | 0-0 | .000 | 0-0 | .000 | 2 | 0 | 2 | 3.5 | 3 | 0 | 1 | 0 | 2 | 0 | 1.5 | |
| at Southern Utah | 11/27/18 | 13 | 1-1 | 1.000 | 0-0 | .000 | 0-0 | .000 | 1 | 3 | 4 | 3.6 | 1 | 1 | 0 | 4 | 1 | 2 | 1.6 | |
| at Utah Valley | 11/29/18 | 16 | 4-4 | 1.000 | 0-0 | .000 | 0-0 | .000 | 3 | 3 | 6 | 4.0 | 0 | 0 | 0 | 2 | 0 | 8 | 2.7 | |
| at Utah | 12/08/18 | 18 | 2-5 | .400 | 0-0 | .000 | 0-0 | .000 | 2 | 3 | 5 | 4.1 | 4 | 0 | 4 | 4 | 0 | 4 | 2.9 | |
| COLORADO ST. | 12/15/18 | 18 | 0-0 | .000 | 0-0 | .000 | 0-0 | .000 | 4 | 2 | 6 | 4.4 | 0 | 1 | 0 | 2 | 0 | 0 | 2.5 | |
| NORTHERN COLO. | 12/21/18 | 18 | 0-4 | .000 | 0-0 | .000 | 0-0 | .000 | 4 | 2 | 6 | 4.6 | 2 | 0 | 0 | 0 | 1 | 0 | 2.2 | |
| at Santa Clara | 12/29/18 | 16 | 2-4 | .500 | 0-0 | .000 | 0-0 | .000 | 2 | 4 | 6 | 4.7 | 2 | 0 | 1 | 1 | 1 | 4 | 2.4 | |
| at San Francisco | 12/31/18 | 19 | 2-5 | .400 | 0-0 | .000 | 0-0 | .000 | 2 | 3 | 5 | 4.7 | 3 | 1 | 3 | 0 | 1 | 4 | 2.5 | |
| PEPPERDINE | 01/03/19 | 27 | 1-3 | .333 | 0-0 | .000 | 0-0 | .000 | 4 | 6 | 10 | 5.2 | 1 | 2 | 1 | 5 | 0 | 2 | 2.5 | |
| LOYOLA MARYMOUNT | 01/05/19 | 16 | 2-2 | 1.000 | 0-0 | .000 | 0-0 | .000 | 2 | 3 | 5 | 5.2 | 4 | 0 | 0 | 2 | 0 | 4 | 2.6 | |
| at Pacific | 1/10/19 | 24 | 3-5 | .600 | 0-0 | .000 | 0-4 | .000 | 0 | 3 | 3 | 5.0 | 3 | 1 | 2 | 1 | 2 | 6 | 2.9 | |
| at Saint Mary's (CA) | 1/12/19 | 21 | 1-2 | .500 | 0-0 | .000 | 0-0 | .000 | 0 | 4 | 4 | 4.9 | 3 | 2 | 3 | 0 | 1 | 2 | 2.8 | |
| GONZAGA | 01/17/19 | 25 | 3-4 | .750 | 0-0 | .000 | 0-0 | .000 | 2 | 4 | 6 | 5.0 | 3 | 3 | 0 | 4 | 0 | 6 | 3.0 | |
| PORTLAND | 01/19/19 | 14 | 1-2 | .500 | 0-0 | .000 | 1-4 | .250 | 3 | 3 | 6 | 5.1 | 1 | 0 | 1 | 3 | 0 | 3 | 3.0 | |
| at San Diego | 1/26/19 | 23 | 1-2 | .500 | 0-0 | .000 | 0-0 | .000 | 5 | 4 | 9 | 5.3 | 3 | 2 | 2 | 7 | 0 | 2 | 2.9 | |
| at LMU | 1/31/19 | 25 | 3-4 | .750 | 0-0 | .000 | 0-0 | .000 | 3 | 8 | 11 | 5.6 | 3 | 0 | 4 | 1 | 1 | 6 | 3.1 | |
| at Pepperdine | 02/02/19 | 9 | 1-4 | .250 | 0-0 | .000 | 0-0 | .000 | 4 | 2 | 6 | 5.6 | 4 | 1 | 1 | 2 | 1 | 2 | 3.1 | |
| SAINT MARY'S (CA) | 02/07/19 | * 13 | 2-3 | .667 | 0-0 | .000 | 0-0 | .000 | 0 | 0 | 0 | 5.3 | 3 | 0 | 2 | 1 | 2 | 4 | 3.1 | |
| PACIFIC | 02/09/19 | * 18 | 3-5 | .600 | 0-0 | .000 | 1-2 | .500 | 1 | 2 | 3 | 5.2 | 1 | 0 | 1 | 4 | 0 | 7 | 3.3 | |
| at Portland | 02/14/19 | * 28 | 1-3 | .333 | 0-0 | .000 | 0-0 | .000 | 4 | 4 | 8 | 5.3 | 3 | 1 | 2 | 5 | 1 | 2 | 3.2 | |
| at No. 13/12 Gonzaga | 02/16/19 | * 25 | 2-2 | 1.000 | 0-0 | .000 | 1-2 | .500 | 3 | 6 | 9 | 5.5 | 4 | 0 | 2 | 3 | 0 | 5 | 3.3 | |
| SAN DIEGO | 02/23/19 | * 17 | 6-7 | .857 | 0-0 | .000 | 0-0 | .000 | 1 | 4 | 5 | 5.5 | 2 | 0 | 1 | 3 | 2 | 12 | 3.6 | |
| SAN FRANCISCO | 02/28/19 | * 25 | 3-5 | .600 | 0-0 | .000 | 3-5 | .600 | 4 | 8 | 12 | 5.7 | 1 | 1 | 0 | 4 | 2 | 9 | 3.8 | |
| SANTA CLARA | 03/02/19 | * 31 | 4-8 | .500 | 0-0 | .000 | 10-10 | 1.000 | 2 | 5 | 7 | 5.8 | 2 | 2 | 2 | 9 | 2 | 18 | 4.4 | |
| Totals | | 7 | 502 | 51-90 | .567 | 0-0 | .000 | 16-27 | .593 | 63 | 93 | 156 | 5.8 | 61 | 22 | 35 | 72 | 20 | 118 | 4.4 |

Games played: 27
 Minutes/game: 18.6
 Points/game: 4.4
 FG Pct: 56.7
 FT Pct: 59.3

Rebounds/game: 5.8
 Assists/game: 0.8
 Turnovers/game: 1.3
 Assist/turnover ratio: 0.6
 Steals/game: 0.7
 Blocks/game: 2.7

| CAREER HIGHS | |
|--------------|-----------------------------------|
| PTS | 18, vs. SCU – 03/02/19 |
| REB | 20, at USF – 02/10/18 |
| AST | 3, vs. Gonzaga – 01/17/19 |
| STL | 2, twice, last vs. SMC – 02/07/19 |
| BLK | 9, three, last vs. SCU – 03/02/19 |
| FGM | 8, vs. SCU – 03/02/19 |
| FGA | 9, vs. SCU – 1/13/18 |
| 3PM | -- |
| 3PA | -- |
| FTM | 10, vs. SCU -03/02/19 |
| FTA | 10, vs. SCU -03/02/19 |

| MISCELLANEOUS | | |
|-------------------|-------|--------|
| | 18-19 | Career |
| Double-Figure PTS | 3 | 7 |
| 20-plus Pts | | |
| Double-Doubles | | |
| 3-plus AST | 1 | 1 |
| 3-plus STL | | |
| 3-plus 3-point FG | | |
| Scoring Leader | 1 | 1 |
| Rebound Leader | 3 | 13 |
| Assist Leader | | |
| Blocks Leader | 14 | 38 |

HAMSON CAREER STATISTICS (ALL GAMES)

| Year | GP | GS | Min | Avg | FG | FGA | Pct | 3FG | FGA | Pct | FT | FTA | Pct | Off | Def | TR | Avg | PF | FO | A | TO | Blk | Stl | Pts | Avg |
|--------------|-----------|-----------|-------------|-------------|------------|------------|-------------|----------|----------|-------------|-----------|-----------|-------------|------------|------------|------------|------------|------------|----------|-----------|-----------|------------|-----------|------------|------------|
| 2017-18 | 26 | 17 | 708 | 27.2 | 63 | 136 | .463 | 0 | 0 | .000 | 20 | 49 | .408 | 59 | 142 | 201 | 7.7 | 83 | 5 | 13 | 49 | 112 | 13 | 146 | 5.6 |
| 2018-19 | 27 | 7 | 502 | 18.6 | 51 | 90 | .567 | 0 | 0 | .000 | 16 | 27 | .593 | 63 | 93 | 156 | 5.8 | 61 | 0 | 22 | 35 | 72 | 20 | 118 | 4.4 |
| TOTAL | 53 | 24 | 1210 | 22.8 | 114 | 226 | .505 | 0 | 0 | .000 | 36 | 76 | .474 | 122 | 235 | 357 | 6.7 | 144 | 5 | 35 | 84 | 184 | 33 | 264 | 5.0 |

HAMSON CAREER STATISTICS (CONFERENCE GAMES)

| Year | GP | GS | Min | Avg | FG | FGA | Pct | 3FG | FGA | Pct | FT | FTA | Pct | Off | Def | TR | Avg | PF | FO | A | TO | Blk | Stl | Pts | Avg |
|--------------|-----------|-----------|------------|-------------|-----------|------------|-------------|----------|----------|-------------|-----------|-----------|-------------|-----------|------------|------------|------------|------------|----------|-----------|-----------|------------|-----------|------------|------------|
| 2017-18 | 18 | 16 | 529 | 29.4 | 52 | 108 | .481 | 0 | 0 | .000 | 16 | 32 | .500 | 50 | 107 | 157 | 8.7 | 58 | 4 | 7 | 37 | 79 | 9 | 120 | 6.7 |
| 2018-19 | 18 | 7 | 376 | 20.9 | 41 | 70 | .586 | 0 | 0 | .000 | 16 | 27 | .593 | 42 | 73 | 115 | 6.4 | 46 | 0 | 16 | 28 | 58 | 16 | 98 | 5.4 |
| TOTAL | 36 | 23 | 905 | 25.1 | 93 | 178 | .522 | 0 | 0 | .000 | 32 | 59 | .542 | 92 | 180 | 272 | 7.6 | 104 | 4 | 23 | 65 | 137 | 25 | 218 | 6.1 |

#33 | JASMINE MOODY | F | 6-2 | SR. | HONOLULU, HI | RADFORD HS

In 2018-19

- ▶ Grabbed 5 rebounds and scored 4 points vs. SCU, went 2 of 3 from the field
- ▶ Scored 4 points at Gonzaga, grabbed 3 rebounds, went 2 of 3 from the field, recorded one steal
- ▶ Picked up 1st career double-double from 13 points & 12 rebounds at San Diego, both were season & career bests, went 5 of 6 from free throw line, the rebounds also tied for game highs
- ▶ Tied for game highs in rebounds (6) vs. Portland, 8 points, shot 3 of 5 from the field, went 2 of 3 from free-throw line
- ▶ Game-high 10 rebounds vs. Gonzaga, 6 points, went 3 of 6 from the field, one block
- ▶ Started first game vs. UCR, scored 6 points, recorded 8 rebounds, had 2 steals

In 2017-18

- ▶ Played in a total of five games: vs. SUU, at Washington, at Eastern Washington, vs. UVU and Georgia
- ▶ Recorded season highs in points (3), rebounds (4), assists (2), blocks (1)
- ▶ Finished with a total of seven points, 10 rebounds, three assists, two blocks and one steal
- ▶ Was unable to compete the rest of the season due to injury

Personal

- ▶ Parents are Kristen and Solomon Moody; has one brother and one sister
- ▶ Born in Japan
- ▶ Majoring in exercise and wellness



MOODY GAME BY GAME STATS

| Opponent | Date | gs | min | Total | | 3-Pointers | | Free throws | | Rebounds | | | | | pts | avg | | | | | |
|-----------------------|----------|----|----------|------------|---------------|-------------|------------|-------------|--------------|-------------|-----------|------------|------------|------------|-----------|-----------|-----------|----------|-----------|------------|------------|
| | | | | fg-fga | pct | 3fg-fga | pct | ft-fta | pct | off | def | tot | avg | pf | | | a | t/o | blk | stl | |
| UC RIVERSIDE | 11/09/18 | * | 31 | 2-3 | .667 | 0-0 | .000 | 2-2 | 1.000 | 2 | 6 | 8 | 8.0 | 1 | 0 | 1 | 0 | 2 | 6 | 6.0 | |
| CALIFORNIA | 11/13/18 | * | 28 | 4-8 | .500 | 0-0 | .000 | 0-0 | .000 | 2 | 2 | 4 | 6.0 | 3 | 0 | 2 | 0 | 0 | 8 | 7.0 | |
| EASTERN WASH. | 11/17/18 | * | 26 | 3-3 | 1.000 | 1-1 | 1.000 | 0-0 | .000 | 1 | 0 | 1 | 4.3 | 2 | 0 | 2 | 0 | 0 | 7 | 7.0 | |
| at Utah State | 11/20/18 | * | 29 | 2-2 | 1.000 | 0-0 | .000 | 2-6 | .333 | 2 | 3 | 5 | 4.5 | 5 | 2 | 1 | 0 | 0 | 6 | 6.8 | |
| vs TCU | 11-23-18 | * | 30 | 2-8 | .250 | 1-1 | 1.000 | 1-2 | .500 | 2 | 8 | 10 | 5.6 | 2 | 0 | 3 | 0 | 0 | 6 | 6.6 | |
| vs California Baptist | 11-24-18 | * | 24 | 1-4 | .250 | 0-0 | .000 | 0-0 | .000 | 1 | 4 | 5 | 5.5 | 1 | 0 | 1 | 0 | 0 | 2 | 5.8 | |
| at Southern Utah | 11/27/18 | * | 20 | 0-2 | .000 | 0-0 | .000 | 0-0 | .000 | 1 | 2 | 3 | 5.1 | 3 | 0 | 1 | 0 | 0 | 0 | 5.0 | |
| at Utah Valley | 11/29/18 | * | 9 | 3-3 | 1.000 | 0-0 | .000 | 1-1 | 1.000 | 1 | 3 | 4 | 5.0 | 0 | 0 | 1 | 0 | 0 | 7 | 5.3 | |
| at Utah | 12/08/18 | | 17 | 2-4 | .500 | 0-0 | .000 | 0-0 | .000 | 0 | 3 | 3 | 4.8 | 2 | 0 | 0 | 1 | 0 | 4 | 5.1 | |
| COLORADO ST. | 12/15/18 | | 13 | 1-4 | .250 | 0-0 | .000 | 1-2 | .500 | 0 | 5 | 5 | 4.8 | 0 | 0 | 1 | 0 | 1 | 3 | 4.9 | |
| NORTHERN COLO. | 12/21/18 | | 27 | 4-5 | .800 | 0-0 | .000 | 2-2 | 1.000 | 1 | 5 | 6 | 4.9 | 2 | 2 | 1 | 0 | 1 | 10 | 5.4 | |
| at Santa Clara | 12/29/18 | | 19 | 1-4 | .250 | 0-0 | .000 | 5-6 | .833 | 0 | 1 | 1 | 4.6 | 1 | 1 | 3 | 0 | 0 | 7 | 5.5 | |
| at San Francisco | 12/31/18 | | 27 | 1-4 | .250 | 0-0 | .000 | 6-7 | .857 | 3 | 4 | 7 | 4.8 | 4 | 1 | 1 | 2 | 0 | 8 | 5.7 | |
| PEPPERDINE | 01/03/19 | | 24 | 3-6 | .500 | 0-0 | .000 | 0-0 | .000 | 2 | 6 | 8 | 5.0 | 1 | 0 | 1 | 0 | 1 | 6 | 5.7 | |
| LOYOLA MARYMOUNT | 01/05/19 | | 20 | 1-2 | .500 | 0-0 | .000 | 0-0 | .000 | 1 | 6 | 7 | 5.1 | 1 | 0 | 2 | 0 | 0 | 2 | 5.5 | |
| at Pacific | 1/10/19 | | 28 | 3-4 | .750 | 0-0 | .000 | 2-2 | 1.000 | 3 | 6 | 9 | 5.4 | 1 | 0 | 1 | 0 | 1 | 8 | 5.6 | |
| at Saint Mary's (CA) | 1/12/19 | | 25 | 2-3 | .667 | 0-0 | .000 | 0-0 | .000 | 2 | 3 | 5 | 5.4 | 2 | 0 | 0 | 0 | 0 | 4 | 5.5 | |
| GONZAGA | 01/17/19 | | 32 | 3-6 | .500 | 0-1 | .000 | 0-1 | .000 | 4 | 6 | 10 | 5.6 | 2 | 1 | 4 | 1 | 1 | 6 | 5.6 | |
| PORTLAND | 01/19/19 | | 13 | 3-5 | .600 | 0-0 | .000 | 2-3 | .667 | 0 | 6 | 6 | 5.6 | 2 | 0 | 0 | 0 | 0 | 8 | 5.7 | |
| at San Diego | 1/26/19 | | 21 | 4-7 | .571 | 0-0 | .000 | 5-6 | .833 | 6 | 6 | 12 | 6.0 | 2 | 0 | 2 | 0 | 0 | 13 | 6.1 | |
| at LMU | 1/31/19 | | 32 | 4-5 | .800 | 0-0 | .000 | 5-7 | .714 | 2 | 4 | 6 | 6.0 | 0 | 2 | 1 | 0 | 2 | 13 | 6.4 | |
| at Pepperdine | 02/02/19 | * | 15 | 2-5 | .400 | 0-0 | .000 | 0-2 | .000 | 0 | 1 | 1 | 5.7 | 2 | 0 | 1 | 0 | 0 | 4 | 6.3 | |
| SAINT MARY'S (CA) | 02/07/19 | | 19 | 6-10 | .600 | 0-0 | .000 | 0-1 | .000 | 3 | 4 | 7 | 5.8 | 4 | 0 | 0 | 0 | 0 | 12 | 6.5 | |
| PACIFIC | 02/09/19 | | 15 | 0-2 | .000 | 0-0 | .000 | 0-2 | .000 | 0 | 3 | 3 | 5.7 | 2 | 0 | 3 | 0 | 1 | 0 | 6.3 | |
| at Portland | 02/14/19 | | 16 | 3-4 | .750 | 0-0 | .000 | 3-3 | 1.000 | 1 | 6 | 7 | 5.7 | 3 | 0 | 1 | 0 | 0 | 9 | 6.4 | |
| at No. 13/12 Gonzaga | 02/16/19 | | 24 | 2-3 | .667 | 0-0 | .000 | 0-0 | .000 | 0 | 3 | 3 | 5.6 | 4 | 0 | 0 | 0 | 1 | 4 | 6.3 | |
| SAN DIEGO | 02/23/19 | | 18 | 1-2 | .500 | 0-0 | .000 | 0-0 | .000 | 0 | 5 | 5 | 5.6 | 1 | 1 | 1 | 0 | 0 | 2 | 6.1 | |
| SAN FRANCISCO | 02/28/19 | | 15 | 2-3 | .667 | 0-0 | .000 | 2-3 | .667 | 0 | 6 | 6 | 5.6 | 0 | 0 | 0 | 0 | 0 | 6 | 6.1 | |
| SANTA CLARA | 03/02/19 | | 13 | 2-3 | .667 | 0-0 | .000 | 0-0 | .000 | 3 | 2 | 5 | 5.6 | 1 | 0 | 0 | 0 | 0 | 4 | 6.0 | |
| Totals | | | 8 | 630 | 67-124 | .540 | 2-3 | .667 | 39-58 | .672 | 43 | 119 | 162 | 5.6 | 54 | 10 | 35 | 5 | 11 | 175 | 6.0 |

Games played: 29
 Minutes/game: 21.7
 Points/game: 6.0
 FG Pct: 54.0
 3FG Pct: 66.7
 FT Pct: 67.2

Rebounds/game: 5.6
 Assists/game: 0.3
 Turnovers/game: 1.2
 Assist/turnover ratio: 0.3
 Steals/game: 0.4
 Blocks/game: 0.2

2018-19 SEASON HIGHS

| | |
|-----|-----------------------------------|
| PTS | 13, twice, last at LMU – 01/29/19 |
| REB | 12, at San Diego – 01/26/19 |
| AST | 2, twice, last at LMU – 01/29/19 |
| STL | 2, twice, last at LMU – 01/29/19 |
| BLK | 2, @ USF – 12/31/18 |
| FGM | 6, vs. SMC – 02/07/19 |
| FGA | 10, vs. SMC – 02/07/19 |
| 3PM | |
| 3PA | |
| FTM | 5, three, last at LMU – 01/29/19 |
| FTA | 7, at LMU – 01/29/19 |

CAREER HIGHS

| | |
|-----|------------------------------------|
| PTS | 13, twice, last at LMU – 01/29/19 |
| REB | 12, at San Diego - 01/26/19 |
| AST | 2, twice, last at LMU – 01/29/19 |
| STL | 2, twice, last at LMU – 01/31/19 |
| BLK | 2, at USF – 12/31/19 |
| FGM | 6, three, last vs. SMC – 02/07/19 |
| FGA | 10, twice, last vs. SMC – 02/07/19 |
| 3PM | -- |
| 3PA | 1, @ Georgia – 11/16/16 |
| FTM | 5, four, last at LMU – 01/29/19 |
| FTA | 7, at LMU – 01/29/19 |

MISCELLANEOUS

| | 18-19 | Career |
|-------------------|-------|--------|
| Double-Figure PTS | 4 | 4 |
| 20-plus Pts | | -- |
| Double-Doubles | 1 | 1 |
| 3-plus AST | | -- |
| 3-plus STL | | -- |
| 3-plus 3-point FG | | -- |
| Scoring Leader | | -- |
| Rebound Leader | 6 | 7 |
| Assist Leader | | -- |

MOODY CAREER STATISTICS (ALL GAMES)

| Year | GP | GS | Min | Avg | FG | FGA | Pct | 3FG | FGA | Pct | FT | FTA | Pct | Off | Def | TR | Avg | PF | FO | A | TO | Blk | Stl | Pts | Avg |
|--------------|-----------|-----------|-------------|-------------|------------|------------|-------------|----------|----------|-------------|------------|------------|-------------|------------|------------|------------|------------|------------|----------|-----------|-----------|-----------|-----------|------------|------------|
| 2015-16 | 33 | 27 | 346 | 10.5 | 30 | 82 | .366 | 0 | 0 | .000 | 20 | 37 | .541 | 27 | 33 | 60 | 1.8 | 47 | 1 | 6 | 14 | 3 | 5 | 80 | 2.4 |
| 2016-17 | 26 | 12 | 267 | 10.3 | 1 | 50 | .420 | 0 | 1 | .000 | 18 | 32 | .563 | 25 | 36 | 61 | 2.3 | 33 | 0 | 4 | 18 | 3 | 8 | 60 | 2.3 |
| 2017-18 | 5 | 0 | 43 | 8.6 | 3 | 6 | .500 | 1 | 1 | 1.000 | 0 | 1 | .000 | 6 | 4 | 10 | 2.0 | 8 | 0 | 3 | 7 | 2 | 1 | 7 | 1.4 |
| 2018-19 | 29 | 8 | 630 | 21.7 | 67 | 124 | .540 | 2 | 3 | .667 | 39 | 58 | .672 | 43 | 119 | 162 | 5.6 | 54 | 1 | 10 | 35 | 5 | 11 | 175 | 6.0 |
| TOTAL | 93 | 47 | 1286 | 13.8 | 121 | 262 | .462 | 3 | 5 | .600 | 777 | 128 | .602 | 101 | 192 | 293 | 3.2 | 142 | 2 | 23 | 74 | 13 | 26 | 322 | 3.5 |

MOODY CAREER STATISTICS (CONFERENCE GAMES)

| Year | GP | GS | Min | Avg | FG | FGA | Pct | 3FG | FGA | Pct | FT | FTA | Pct | Off | Def | TR | Avg | PF | FO | A | TO | Blk | Stl | Pts | Avg | |
|--------------|-----------|-----------|------------|-------------|-----------|------------|-------------|----------|----------|-------------|-----------|-----------|-------------|-----------|------------|------------|------------|-----------|----------|-----------|-----------|----------|-----------|------------|------------|--|
| 2015-16 | 18 | 18 | 185 | 10.3 | 14 | 46 | .304 | 0 | 0 | .000 | 8 | 18 | .444 | 17 | 19 | 36 | 2.0 | 22 | 0 | 3 | 6 | 3 | 3 | 36 | 2.0 | |
| 2016-17 | 13 | 5 | 86 | 6.6 | 8 | 15 | .533 | 0 | 0 | .000 | 6 | 9 | .667 | 4 | 12 | 16 | 1.2 | 12 | 0 | 2 | 3 | 1 | 1 | 22 | 1.7 | |
| 2017-18 | | | | | | | | | | | | | | | | | | | | | | | | | | |
| 2018-19 | 18 | 1 | 376 | 20.9 | 43 | 78 | .551 | 0 | 1 | .000 | 30 | 43 | .698 | 30 | 78 | 108 | 6.0 | 33 | 0 | 6 | 21 | 3 | 7 | 116 | 6.4 | |
| TOTAL | 49 | 24 | 647 | 13.2 | 65 | 139 | .468 | 0 | 1 | .000 | 44 | 70 | .629 | 51 | 109 | 160 | 3.3 | 67 | 0 | 11 | 30 | 7 | 11 | 174 | 3.6 | |

Brigham Young University
BYU Combined Team Statistics (as of Mar 02, 2019)
All games

| RECORD: | OVERALL | HOME | AWAY | NEUTRAL |
|----------------|---------|------|------|---------|
| ALL GAMES | 23-6 | 12-2 | 9-4 | 2-0 |
| CONFERENCE | 15-3 | 8-1 | 7-2 | 0-0 |
| NON-CONFERENCE | 8-3 | 4-1 | 2-2 | 2-0 |

| ## | Player | gp-gs | min | Total | | | 3-Point | | F-Throw | | Rebounds | | | | pf | dq | a | to | blk | stl | pts | avg | |
|----------------|--------------------|-------|------|-------|----------|------|---------|------|---------|-------|----------|-----|------|------|-----|----|-----|-----|-----|-----|------|------|--|
| | | | | avg | fg-fga | fg% | 3fg-fga | 3fg% | ft-fga | ft% | off | def | tot | avg | | | | | | | | | |
| 02 | GONZALES, Shaylee | 29-22 | 994 | 34.3 | 165-369 | .447 | 49-139 | .353 | 95-131 | .725 | 48 | 108 | 156 | 5.4 | 45 | 1 | 124 | 80 | 9 | 58 | 474 | 16.3 | |
| 13 | JOHNSON, Paisley | 29-29 | 986 | 34.0 | 139-335 | .415 | 43-134 | .321 | 100-135 | .741 | 24 | 102 | 126 | 4.3 | 70 | 1 | 86 | 60 | 3 | 42 | 421 | 14.5 | |
| 01 | CHASE, Brenna | 29-29 | 1037 | 35.8 | 130-356 | .365 | 76-218 | .349 | 24-36 | .667 | 10 | 72 | 82 | 2.8 | 56 | 1 | 112 | 61 | 17 | 67 | 360 | 12.4 | |
| 33 | MOODY, Jasmine | 29-8 | 630 | 21.7 | 67-124 | .540 | 2-3 | .667 | 39-58 | .672 | 43 | 119 | 162 | 5.6 | 54 | 1 | 10 | 35 | 5 | 11 | 175 | 6.0 | |
| 03 | SALMON, Shalae | 25-22 | 498 | 19.9 | 66-137 | .482 | 0-0 | .000 | 14-30 | .467 | 37 | 72 | 109 | 4.4 | 65 | 5 | 18 | 47 | 16 | 4 | 146 | 5.8 | |
| 22 | HAMSON, Sara | 27-7 | 502 | 18.6 | 51-90 | .567 | 0-0 | .000 | 16-27 | .593 | 63 | 93 | 156 | 5.8 | 61 | 0 | 22 | 35 | 72 | 20 | 118 | 4.4 | |
| 14 | UGWU, Babalu | 27-13 | 304 | 11.3 | 43-104 | .413 | 0-1 | .000 | 14-17 | .824 | 30 | 53 | 83 | 3.1 | 52 | 1 | 6 | 28 | 3 | 17 | 100 | 3.7 | |
| 05 | ALBIERO, Maria | 29-7 | 466 | 16.1 | 37-120 | .308 | 12-43 | .279 | 14-19 | .737 | 10 | 43 | 53 | 1.8 | 23 | 0 | 49 | 26 | 0 | 13 | 100 | 3.4 | |
| 12 | ALLDREDGE, Caitlyn | 22-8 | 205 | 9.3 | 18-39 | .462 | 10-23 | .435 | 1-3 | .333 | 7 | 24 | 31 | 1.4 | 24 | 0 | 16 | 8 | 4 | 4 | 47 | 2.1 | |
| 24 | BECKSTRAND, Ashley | 15-0 | 62 | 4.1 | 9-18 | .500 | 1-4 | .250 | 6-8 | .750 | 3 | 6 | 9 | 0.6 | 8 | 0 | 3 | 8 | 0 | 4 | 25 | 1.7 | |
| 15 | VALGARDSON, Malli | 18-0 | 85 | 4.7 | 6-29 | .207 | 5-20 | .250 | 2-2 | 1.000 | 6 | 11 | 17 | 0.9 | 11 | 0 | 4 | 6 | 5 | 1 | 19 | 1.1 | |
| 10 | MANGUM, Abby | 8-0 | 28 | 3.5 | 1-5 | .200 | 1-4 | .250 | 4-4 | 1.000 | 0 | 4 | 4 | 0.5 | 3 | 0 | 1 | 1 | 0 | 2 | 7 | 0.9 | |
| 32 | GLANTZ, Signe | 10-0 | 38 | 3.8 | 2-5 | .400 | 0-1 | .000 | 0-0 | .000 | 3 | 3 | 6 | 0.6 | 8 | 0 | 1 | 2 | 1 | 0 | 4 | 0.4 | |
| 21 | TAITO, Khaedin | 3-0 | 8 | 2.7 | 0-0 | .000 | 0-0 | .000 | 0-0 | .000 | 0 | 0 | 0 | 0.0 | 1 | 0 | 0 | 1 | 0 | 0 | 0 | 0.0 | |
| Team | | | | | | | | | | | 59 | 60 | 119 | | 1 | | 15 | | | | | | |
| Total..... | | 29 | 5843 | | 734-1731 | .424 | 199-590 | .337 | 329-470 | .700 | 343 | 770 | 1113 | 38.4 | 482 | 10 | 452 | 413 | 135 | 243 | 1996 | 68.8 | |
| Opponents..... | | 29 | 5850 | | 642-1720 | .373 | 200-633 | .316 | 331-467 | .709 | 368 | 716 | 1084 | 37.4 | 449 | - | 394 | 457 | 74 | 219 | 1815 | 62.6 | |

| TEAM STATISTICS | BYU | OPP | Date | Opponent | Score | Att. |
|------------------------|----------|----------|-------------|-----------------------|-----------|--------|
| SCORING | 1996 | 1815 | 11/09/18 | UC RIVERSIDE | Wot 72-70 | 1575 |
| Points per game | 68.8 | 62.6 | 11/13/18 | CALIFORNIA | L 52-70 | 425 |
| Scoring margin | +6.2 | - | 11/17/18 | EASTERN WASH. | w 80-65 | 762 |
| FIELD GOALS-ATT | 734-1731 | 642-1720 | 11/20/18 | at Utah State | Wot 62-57 | 730 |
| Field goal pct | .424 | .373 | 11-23-18 | vs TCU | w 61-58 | 703 |
| 3 POINT FG-ATT | 199-590 | 200-633 | 11-24-18 | vs California Baptist | w 76-69 | 0 |
| 3-point FG pct | .337 | .316 | 11/27/18 | at Southern Utah | L 64-67 | 1021 |
| 3-pt FG made per game | 6.9 | 6.9 | 11/29/18 | at Utah Valley | w 77-51 | 1605 |
| FREE THROWS-ATT | 329-470 | 331-467 | 12/08/18 | at Utah | L 67-78 | 6106 |
| Free throw pct | .700 | .709 | 12/15/18 | COLORADO ST. | w 51-42 | 500 |
| F-Throws made per game | 11.3 | 11.4 | 12/21/18 | NORTHERN COLO. | w 70-50 | 681 |
| REBOUNDS | 1113 | 1084 | ** 12/29/18 | at Santa Clara | w 54-44 | 351 |
| Rebounds per game | 38.4 | 37.4 | * 12/31/18 | at San Francisco | w 67-59 | 263 |
| Rebounding margin | +1.0 | - | * 01/03/19 | PEPPERDINE | w 83-58 | 679 |
| ASSISTS | 452 | 394 | * 01/05/19 | LOYOLA MARYMOUNT | w 55-44 | 852 |
| Assists per game | 15.6 | 13.6 | * 1/10/19 | at Pacific | w 77-74 | 515 |
| TURNOVERS | 413 | 457 | * 1/12/19 | at Saint Mary's (CA) | w 74-73 | 531 |
| Turnovers per game | 14.2 | 15.8 | * 01/17/19 | GONZAGA | w 70-68 | 1341 |
| Turnover margin | +1.5 | - | * 01/19/19 | PORTLAND | w 79-71 | 1177 |
| Assist/turnover ratio | 1.1 | 0.9 | * 1/26/19 | at San Diego | w 65-56 | 433 |
| STEALS | 243 | 219 | * 1/31/19 | at LMU | L 58-61 | 246 |
| Steals per game | 8.4 | 7.6 | * 02/02/19 | at Pepperdine | L 65-79 | 0 |
| BLOCKS | 135 | 74 | * 02/07/19 | SAINT MARY'S (CA) | L 75-78 | 3981 |
| Blocks per game | 4.7 | 2.6 | * 02/09/19 | PACIFIC | w 75-49 | 959 |
| ATTENDANCE | 15852 | 19010 | * 02/14/19 | at Portland | w 70-69 | 506 |
| Home games-Avg/Game | 14-1132 | 13-1408 | * 02/16/19 | at No. 13/12 Gonzaga | w 66-64 | 6000 |
| Neutral site-Avg/Game | - | 2-352 | * 02/23/19 | SAN DIEGO | w 80-68 | 1225 |
| | | | * 02/28/19 | SAN FRANCISCO | w 82-59 | 556 |
| | | | * 03/02/19 | SANTA CLARA | w 69-64 | 1139 |
| Score by Periods | 1st | 2nd | 3rd | 4th | OT | Totals |
| BYU | 486 | 497 | 505 | 495 | 13 | 1996 |
| Opponents | 452 | 415 | 461 | 481 | 6 | 1815 |

* = Conference game

Brigham Young University
BYU Combined Team Statistics (as of Mar 02, 2019)
Conference games

| RECORD: | OVERALL | HOME | AWAY | NEUTRAL |
|----------------|---------|------|------|---------|
| ALL GAMES | 15-3 | 8-1 | 7-2 | 0-0 |
| CONFERENCE | 15-3 | 8-1 | 7-2 | 0-0 |
| NON-CONFERENCE | 0-0 | 0-0 | 0-0 | 0-0 |

| ## | Player | gp-gs | min | avg | Total | | 3-Point | | F-Throw | | Rebounds | | pf | dq | a | to | blk | stl | pts | avg | | |
|----------------|--------------------|-------|------|------|----------|-------|---------|-------|---------|-------|----------|-----|-----|------|-----|----|-----|-----|-----|-----|------|------|
| | | | | | fg-fga | fg% | 3fg-fga | 3fg% | ft-fga | ft% | off | def | | | | | | | | | tot | avg |
| 02 | GONZALES, Shaylee | 18-18 | 626 | 34.8 | 92-217 | .424 | 30-86 | .349 | 71-94 | .755 | 27 | 74 | 101 | 5.6 | 26 | 1 | 79 | 53 | 6 | 33 | 285 | 15.8 |
| 13 | JOHNSON, Paisley | 18-18 | 612 | 34.0 | 89-217 | .410 | 27-82 | .329 | 77-104 | .740 | 11 | 52 | 63 | 3.5 | 38 | 0 | 55 | 34 | 1 | 25 | 282 | 15.7 |
| 01 | CHASE, Brenna | 18-18 | 633 | 35.2 | 82-208 | .394 | 50-129 | .388 | 11-20 | .550 | 7 | 47 | 54 | 3.0 | 34 | 1 | 66 | 35 | 11 | 39 | 225 | 12.5 |
| 33 | MOODY, Jasmine | 18-1 | 376 | 20.9 | 43-78 | .551 | 0-1 | .000 | 30-43 | .698 | 30 | 78 | 108 | 6.0 | 33 | 0 | 6 | 21 | 3 | 7 | 116 | 6.4 |
| 22 | HAMSON, Sara | 18-7 | 376 | 20.9 | 41-70 | .586 | 0-0 | .000 | 16-27 | .593 | 42 | 73 | 115 | 6.4 | 46 | 0 | 16 | 28 | 58 | 16 | 98 | 5.4 |
| 03 | SALMON, Shalae | 14-11 | 212 | 15.1 | 31-55 | .564 | 0-0 | .000 | 3-12 | .250 | 15 | 27 | 42 | 3.0 | 35 | 3 | 10 | 25 | 12 | 2 | 65 | 4.6 |
| 14 | UGWU, Babalu | 18-11 | 222 | 12.3 | 28-72 | .389 | 0-0 | .000 | 8-10 | .800 | 18 | 33 | 51 | 2.8 | 39 | 1 | 4 | 21 | 1 | 12 | 64 | 3.6 |
| 05 | ALBIERO, Maria | 18-0 | 256 | 14.2 | 21-59 | .356 | 9-26 | .346 | 7-10 | .700 | 4 | 20 | 24 | 1.3 | 12 | 0 | 26 | 11 | 0 | 4 | 58 | 3.2 |
| 12 | ALLDREDGE, Caitlyn | 16-6 | 170 | 10.6 | 14-30 | .467 | 8-20 | .400 | 1-3 | .333 | 3 | 20 | 23 | 1.4 | 21 | 0 | 15 | 8 | 4 | 4 | 37 | 2.3 |
| 24 | BECKSTRAND, Ashley | 8-0 | 31 | 3.9 | 6-9 | .667 | 1-1 | 1.000 | 4-6 | .667 | 2 | 3 | 5 | 0.6 | 3 | 0 | 2 | 4 | 0 | 2 | 17 | 2.1 |
| 10 | MANGUM, Abby | 5-0 | 19 | 3.8 | 1-1 | 1.000 | 1-1 | 1.000 | 4-4 | 1.000 | 0 | 2 | 2 | 0.4 | 3 | 0 | 0 | 1 | 0 | 1 | 7 | 1.4 |
| 15 | VALGARDSON, Malli | 8-0 | 36 | 4.5 | 2-13 | .154 | 2-10 | .200 | 2-2 | 1.000 | 2 | 6 | 8 | 1.0 | 5 | 0 | 2 | 4 | 1 | 0 | 8 | 1.0 |
| 32 | GLANTZ, Signe | 5-0 | 23 | 4.6 | 1-3 | .333 | 0-0 | .000 | 0-0 | .000 | 2 | 3 | 5 | 1.0 | 6 | 0 | 0 | 1 | 1 | 0 | 2 | 0.4 |
| 21 | TAITO, Khaedin | 3-0 | 8 | 2.7 | 0-0 | .000 | 0-0 | .000 | 0-0 | .000 | 0 | 0 | 0 | 0.0 | 1 | 0 | 0 | 1 | 0 | 0 | 0 | 0.0 |
| Team | | | | | | | | | | | 29 | 36 | 65 | | 1 | | 10 | | | | | |
| Total..... | | 18 | 3600 | | 451-1032 | .437 | 128-356 | .360 | 234-335 | .699 | 192 | 474 | 666 | 37.0 | 303 | 6 | 281 | 257 | 98 | 145 | 1264 | 70.2 |
| Opponents..... | | 18 | 3600 | | 404-1074 | .376 | 112-379 | .296 | 218-300 | .727 | 228 | 433 | 661 | 36.7 | 305 | - | 235 | 272 | 42 | 135 | 1138 | 63.2 |

| TEAM STATISTICS | BYU | OPP | Date | Opponent | Score | Att. |
|------------------------|----------|----------|---------------------|----------------------|---------|------|
| SCORING | 1264 | 1138 | ** 12/29/18 | at Santa Clara | w 54-44 | 351 |
| Points per game | 70.2 | 63.2 | * 12/31/18 | at San Francisco | w 67-59 | 263 |
| Scoring margin | +7.0 | - | * 01/03/19 | PEPPERDINE | w 83-58 | 679 |
| FIELD GOALS-ATT | 451-1032 | 404-1074 | * 01/05/19 | LOYOLA MARYMOUNT | w 55-44 | 852 |
| Field goal pct | .437 | .376 | * 1/10/19 | at Pacific | w 77-74 | 515 |
| 3 POINT FG-ATT | 128-356 | 112-379 | * 1/12/19 | at Saint Mary's (CA) | w 74-73 | 531 |
| 3-point FG pct | .360 | .296 | * 01/17/19 | GONZAGA | w 70-68 | 1341 |
| 3-pt FG made per game | 7.1 | 6.2 | * 01/19/19 | PORTLAND | w 79-71 | 1177 |
| FREE THROWS-ATT | 234-335 | 218-300 | * 1/26/19 | at San Diego | w 65-56 | 433 |
| Free throw pct | .699 | .727 | * 1/31/19 | at LMU | L 58-61 | 246 |
| F-Throws made per game | 13.0 | 12.1 | * 02/02/19 | at Pepperdine | L 65-79 | 0 |
| REBOUNDS | 666 | 661 | * 02/07/19 | SAINT MARY'S (CA) | L 75-78 | 3981 |
| Rebounds per game | 37.0 | 36.7 | * 02/09/19 | PACIFIC | w 75-49 | 959 |
| Rebounding margin | +0.3 | - | * 02/14/19 | at Portland | w 70-69 | 506 |
| ASSISTS | 281 | 235 | * 02/16/19 | at No. 13/12 Gonzaga | w 66-64 | 6000 |
| Assists per game | 15.6 | 13.1 | * 02/23/19 | SAN DIEGO | w 80-68 | 1225 |
| TURNOVERS | 257 | 272 | * 02/28/19 | SAN FRANCISCO | w 82-59 | 556 |
| Turnovers per game | 14.3 | 15.1 | * 03/02/19 | SANTA CLARA | w 69-64 | 1139 |
| Turnover margin | +0.8 | - | * = Conference game | | | |
| Assist/turnover ratio | 1.1 | 0.9 | | | | |
| STEALS | 145 | 135 | | | | |
| Steals per game | 8.1 | 7.5 | | | | |
| BLOCKS | 98 | 42 | | | | |
| Blocks per game | 5.4 | 2.3 | | | | |
| ATTENDANCE | 11909 | 8845 | | | | |
| Home games-Avg/Game | 9-1323 | 9-983 | | | | |
| Neutral site-Avg/Game | - | 0-0 | | | | |

| Score by Periods | 1st | 2nd | 3rd | 4th | Totals |
|------------------|-----|-----|-----|-----|--------|
| BYU | 323 | 309 | 338 | 294 | 1264 |
| Opponents | 288 | 276 | 271 | 303 | 1138 |

Brigham Young University
BYU Points-Rebounds-Assists (as of Mar 04, 2019)
All games

| Opponent | Date | Score | | 01 | 02 | 03 | 05 | 10 | 12 | 13 |
|-----------------------|----------|-------|---|------------|------------|------------|------------|------------|------------|------------|
| | | | | CHASE,BREN | GONZALES,S | SALMON,SHA | ALBIERO,MA | MANGUM,ABB | ALLDREDGE, | JOHNSON,PA |
| UC RIVERSIDE | 11/09/18 | 72-70 | w | 18-4-7 | 16-3-1 | 4-9-2 | 10-7-3 | DNP | 0-0-0 | 18-12-2 |
| CALIFORNIA | 11/13/18 | 52-70 | L | 8-1-5 | 13-5-4 | 2-6-2 | 2-1-1 | 0-0-0 | 0-0-0 | 14-7-1 |
| EASTERN WASH. | 11/17/18 | 80-65 | w | 17-2-10 | 16-0-2 | 14-3-0 | 4-3-4 | 0-0-0 | 0-0-0 | 10-6-4 |
| at Utah State | 11/20/18 | 62-57 | w | 13-3-3 | 20-5-3 | 7-9-1 | 4-2-0 | DNP | DNP | 10-4-1 |
| vs TCU | 11-23-18 | 61-58 | w | 18-2-2 | 12-4-3 | 8-5-1 | 0-2-3 | DNP | DNP | 10-4-6 |
| vs California Baptist | 11-24-18 | 76-69 | w | 11-2-4 | 22-10-8 | 19-7-1 | 0-2-1 | DNP | DNP | 20-4-3 |
| at Southern Utah | 11/27/18 | 64-67 | L | 14-4-0 | 13-6-6 | 10-5-0 | 6-3-1 | DNP | DNP | 11-5-4 |
| at Utah Valley | 11/29/18 | 77-51 | w | 4-3-7 | 23-5-4 | 7-10-0 | 4-5-4 | 0-2-1 | 2-6-0 | 8-5-1 |
| at Utah | 12/08/18 | 67-78 | L | 17-4-3 | 11-2-5 | 6-2-0 | 0-2-0 | DNP | 5-2-1 | 17-3-2 |
| COLORADO ST. | 12/15/18 | 51-42 | w | 0-2-2 | 29-9-4 | 0-4-1 | 10-1-2 | DNP | DNP | 9-11-1 |
| NORTHERN COLO. | 12/21/18 | 70-50 | w | 15-1-3 | 14-6-5 | 4-7-0 | 2-1-4 | DNP | 3-0-0 | 12-2-6 |
| at Santa Clara | 12/29/18 | 54-44 | w | 10-3-4 | 13-7-2 | 6-6-0 | 0-1-3 | DNP | 0-0-1 | 10-6-2 |
| at San Francisco | 12/31/18 | 67-59 | w | 13-5-5 | 19-10-2 | 5-1-0 | 0-0-0 | DNP | DNP | 9-4-2 |
| PEPPERDINE | 01/03/19 | 83-58 | w | 23-2-7 | 22-7-7 | 2-1-0 | 0-0-1 | 0-1-0 | 0-0-0 | 24-5-2 |
| LOYOLA MARYMOUNT | 01/05/19 | 55-44 | w | 14-1-4 | 13-2-7 | 8-5-1 | 0-3-1 | DNP | 0-1-0 | 10-2-2 |
| at Pacific | 1/10/19 | 77-74 | w | 5-1-2 | 24-9-3 | 6-2-4 | 4-0-2 | DNP | 0-0-0 | 24-2-3 |
| at Saint Mary's (CA) | 1/12/19 | 74-73 | w | 12-6-3 | 20-5-5 | 4-2-0 | 3-2-3 | DNP | DNP | 25-2-1 |
| GONZAGA | 01/17/19 | 70-68 | w | 14-1-4 | 17-5-2 | 3-1-0 | 8-3-2 | DNP | 0-0-0 | 12-0-2 |
| PORTLAND | 01/19/19 | 79-71 | w | 13-3-3 | 11-5-10 | 2-3-1 | 16-2-0 | DNP | 3-2-0 | 15-2-3 |
| at San Diego | 1/26/19 | 65-56 | w | 8-3-3 | 17-4-2 | 8-6-0 | 3-1-5 | DNP | 0-1-0 | 13-1-1 |
| at LMU | 1/31/19 | 58-61 | L | 8-5-5 | 5-2-4 | 4-4-1 | 2-3-0 | DNP | 0-0-0 | 16-3-6 |
| at Pepperdine | 02/02/19 | 65-79 | L | 7-5-2 | 6-7-3 | 13-6-2 | 4-2-1 | 0-0-0 | 2-2-0 | 11-0-2 |
| SAINT MARY'S (CA) | 02/07/19 | 75-78 | L | 9-2-6 | 13-4-4 | DNP | 0-1-2 | DNP | 11-4-3 | 20-3-3 |
| PACIFIC | 02/09/19 | 75-49 | w | 13-2-3 | 18-6-3 | DNP | 2-4-1 | 0-1-0 | 3-1-2 | 17-5-4 |
| at Portland | 02/14/19 | 70-69 | w | 24-7-2 | 19-9-6 | DNP | 0-1-1 | DNP | 0-0-2 | 16-6-7 |
| at No. 13/12 Gonzaga | 02/16/19 | 66-64 | w | 14-3-5 | 19-3-3 | DNP | 2-0-1 | DNP | 8-1-3 | 12-4-4 |
| SAN DIEGO | 02/23/19 | 80-68 | w | 19-2-4 | 19-3-6 | 0-1-0 | 4-0-2 | 0-0-0 | 2-1-0 | 16-6-5 |
| SAN FRANCISCO | 02/28/19 | 82-59 | w | 13-1-1 | 16-3-3 | 2-2-1 | 10-1-1 | 7-0-0 | 0-2-2 | 15-3-4 |
| SANTA CLARA | 03/02/19 | 69-64 | w | 6-2-3 | 14-10-7 | 2-2-0 | 0-0-0 | DNP | 8-8-2 | 17-9-2 |

| Opponent | Date | Score | | 14 | 15 | 21 | 22 | 24 | 32 | 33 |
|-----------------------|----------|-------|---|------------|------------|------------|------------|------------|------------|------------|
| | | | | UGWU,BABAL | VALGARDSON | TAITO,KHAE | HAMSON,SAR | BECKSTRAND | GLANTZ,SIG | MOODY,JASM |
| UC RIVERSIDE | 11/09/18 | 72-70 | w | DNP | 0-0-0 | DNP | DNP | DNP | DNP | 6-8-0 |
| CALIFORNIA | 11/13/18 | 52-70 | L | DNP | 5-1-0 | DNP | DNP | 0-0-0 | DNP | 8-4-0 |
| EASTERN WASH. | 11/17/18 | 80-65 | w | 7-2-0 | 3-0-1 | DNP | 0-3-2 | 2-0-0 | 0-0-0 | 7-1-0 |
| at Utah State | 11/20/18 | 62-57 | w | 0-3-0 | 0-0-0 | DNP | 2-1-0 | DNP | DNP | 6-5-2 |
| vs TCU | 11-23-18 | 61-58 | w | 3-5-0 | 0-1-1 | DNP | 4-8-2 | DNP | DNP | 6-10-0 |
| vs California Baptist | 11-24-18 | 76-69 | w | 2-3-1 | 0-0-0 | DNP | 0-2-0 | 0-1-0 | DNP | 2-5-0 |
| at Southern Utah | 11/27/18 | 64-67 | L | 5-2-0 | 3-2-0 | DNP | 2-4-1 | 0-0-0 | 0-1-0 | 0-3-0 |
| at Utah Valley | 11/29/18 | 77-51 | w | 6-3-0 | 0-0-0 | DNP | 8-6-0 | 6-2-1 | 2-0-1 | 7-4-0 |
| at Utah | 12/08/18 | 67-78 | L | 3-3-1 | DNP | DNP | 4-5-0 | DNP | 0-0-0 | 4-3-0 |
| COLORADO ST. | 12/15/18 | 51-42 | w | 0-5-0 | 0-4-0 | DNP | 0-6-1 | 0-0-0 | DNP | 3-5-0 |
| NORTHERN COLO. | 12/21/18 | 70-50 | w | 10-6-0 | 0-1-0 | DNP | 0-6-0 | 0-1-0 | 0-0-0 | 10-6-2 |
| at Santa Clara | 12/29/18 | 54-44 | w | 4-6-0 | 0-0-0 | DNP | 4-6-0 | 0-1-0 | DNP | 7-1-1 |
| at San Francisco | 12/31/18 | 67-59 | w | 6-0-0 | 3-1-1 | DNP | 4-5-1 | DNP | DNP | 8-7-1 |
| PEPPERDINE | 01/03/19 | 83-58 | w | 0-0-1 | 0-1-1 | DNP | 2-10-2 | 4-0-0 | DNP | 6-8-0 |
| LOYOLA MARYMOUNT | 01/05/19 | 55-44 | w | 4-7-0 | DNP | DNP | 4-5-0 | 0-0-0 | DNP | 2-7-0 |
| at Pacific | 1/10/19 | 77-74 | w | 0-2-0 | DNP | DNP | 6-3-1 | DNP | DNP | 8-9-0 |
| at Saint Mary's (CA) | 1/12/19 | 74-73 | w | 4-5-0 | DNP | DNP | 2-4-2 | 0-0-0 | DNP | 4-5-0 |
| GONZAGA | 01/17/19 | 70-68 | w | 4-0-0 | DNP | DNP | 6-6-3 | DNP | DNP | 6-10-1 |
| PORTLAND | 01/19/19 | 79-71 | w | 8-2-1 | DNP | DNP | 3-6-0 | DNP | DNP | 8-6-0 |
| at San Diego | 1/26/19 | 65-56 | w | 1-2-1 | DNP | DNP | 2-9-2 | DNP | DNP | 13-12-0 |
| at LMU | 1/31/19 | 58-61 | L | 4-0-0 | DNP | DNP | 6-11-0 | DNP | DNP | 13-6-2 |
| at Pepperdine | 02/02/19 | 65-79 | L | 10-3-0 | 5-1-0 | DNP | 2-6-1 | 1-1-2 | 0-1-0 | 4-1-0 |
| SAINT MARY'S (CA) | 02/07/19 | 75-78 | L | 6-7-0 | 0-0-0 | DNP | 4-0-0 | DNP | 0-0-0 | 12-7-0 |
| PACIFIC | 02/09/19 | 75-49 | w | 5-8-0 | 0-3-0 | 0-0-0 | 7-3-0 | 8-1-0 | 2-2-0 | 0-3-0 |
| at Portland | 02/14/19 | 70-69 | w | 0-2-1 | DNP | DNP | 2-8-1 | DNP | DNP | 9-7-0 |
| at No. 13/12 Gonzaga | 02/16/19 | 66-64 | w | 2-2-0 | DNP | DNP | 5-9-0 | DNP | DNP | 4-3-0 |
| SAN DIEGO | 02/23/19 | 80-68 | w | 4-3-0 | 0-0-0 | 0-0-0 | 12-5-0 | 2-0-0 | 0-0-0 | 2-5-1 |
| SAN FRANCISCO | 02/28/19 | 82-59 | w | 2-2-0 | 0-2-0 | 0-0-0 | 9-12-1 | 2-2-0 | 0-2-0 | 6-6-0 |
| SANTA CLARA | 03/02/19 | 69-64 | w | 0-0-0 | DNP | DNP | 18-7-2 | DNP | DNP | 4-5-0 |

2018-19 RADIO/TV ROSTER



BRENNA CHASE
Junior, 5-9 Guard
Thornton, Colorado



SHAYLEE GONZALES
Freshman, 5-10 Guard
Gilbert, Arizona



SHALAE SALMON
Junior, 6-3 Forward
Porirua, New Zealand



MARIA ALBIERO
Sophomore, 5-8 Guard
Londrina, Brazil



ABBY MANGUM
Freshman, 6-0 Forward
Eagle, Idaho



KAYLEE SMILER
Freshman, 5-8 Guard
Hamilton, New Zealand



CAITLYN ALLDREDGE
Senior, 5-10 Guard
Centerville, Utah




PAISLEY JOHNSON
Sophomore, 5-9 Guard
Everett, Washington



BABALU UGWU
Freshman, 6-0 Forward
Judiai, Sao Paulo, Brazil




MALLI VALGARDSON
Freshman, 6-5 F
Pleasant Grove, Utah



KHAEDIN TAITO
Junior, 5-11 Guard
Hastings, New Zealand



SARA HAMSON
Sophomore, 6-7 Center
Lindon, Utah




TAHLIA WHITE
Freshman, 6-0 Forward
Orem, Utah



ASHLEY BECKSTRAND
Freshman, 5-7 Guard
St. George, Utah



SIGNE GLANTZ
Freshman, 6-1 Forward
Ostersund, Sweden



JASMINE MOODY
Senior, 6-2 Forward
Honolulu, Hawai'i