

SAN FRANCISCO MEN'S BASKETBALL

 /USFDonsSMBB
 @USFDonsMBB
 @USFDonsMBB
#USFDons

Feb. 6, 2020 | vs. PACIFIC | GAME NOTES

2 NCAA Championships • 1 NIT Championship • 3 Final Fours • 15 Conference Championships
18 All-Americans • 4 Naismith Hall of Famers • 36 NBA Draft Picks

DONS	16-9 OVERALL	5-5 WCC	-/ RANKING(AP/COACHES)		- VS -		18-7 OVERALL	6-4 WCC	-/ RANKING(AP/COACHES)	COUGARS
	Todd Golden HEAD COACH	16-9 (.640) RECORD AT USF, 1ST SEASON					Mark Pope HEAD COACH	18-7 (.720) RECORD AT BYU, 1ST SEASON		

SCHEDULE/RESULTS
RECORD: 16-9 (5-5 WCC)
H: 11-5 / A: 5-4 / N: 0-0

November (7-1)

5 Tue.	SONOMA STATE (The WCC Network)	W, 101-50
9 Sat.	!Princeton (The WCC Network)	W, 82-72
11 Mon.	YALE (The WCC Network)	W, 84-79 (10T)
16 Sat.	at Southern Illinois (ESPN3/ESPN+)	W, 76-60
19 Tue.	CSU BAKERSFIELD (The WCC Network)	W, 100-70
23 Sat.	SAM HOUSTON STATE (The WCC Network)	W, 90-81
26 Tue.	HAMPTON (The WCC Network)	W, 89-73
29 Fri.	at Hawaii	L, 75-85

December (4-3)

3 Tue.	ARIZONA STATE (CBS Sports Network)	L, 67-71
4 Wed.	CALIFORNIA (CBS Sports Network)	W, 76-64
14 Sat.	at Cal State Fullerton	W, 91-69.
17 Tue.	at Stanford (Pack-12 Network)	L, 56-64
21 Sat.	UC DAVIS (The WCC Network)	W, 93-84
23 Mon.	at Fresno State (Mountain West Network)	W, 71-69
30 Mon.	HARVARD (The WCC Network)	L, 81-84 (10T)

January (5-3)

2 Thu.	*RV/RV SAINT MARY'S (ESPN)	L, 58-69.
4 Sat.	*at Portland (NBCS NORTHWEST)	L, 65-76
9 Thu.	*SANTA CLARA (NBCSBA)	W, 80-61
11 Sat.	*at Pacific (NBCSBA)	W, 79-75
18 Sat.	*LOYOLA MARYMOUNT (NBCSBA)	W, 61-53
23 Thu.	*RV/at Saint Mary's (CBS Sports Network)	L, 48-58
25 Sat.	*RV/ BYU (Stadium)	W, 83-82
30 Thu.	*at San Diego (NBCSBA)	W, 69-44

February (0-2)

1 Sat.	*2/GONZAGA (NBCSCALIFORNIA)	L, 79-83
6 Thu.	*PACIFIC (The WCC Network)	L, 48-60
8 Sat.	*at BYU (BYUtv)	6:00 p.m.
13 Thu.	*at Santa Clara (NBCSBA)	6:00 p.m.
20 Thu.	*at Gonzaga (ESPN2/ESPNU)	8:00 p.m.
22 Sat.	*PEPPERDINE (NBCSBA)	3:00 p.m.
27 Thu.	*PORTLAND (The WCC Network)	7:00 p.m.
29 Sat.	*at Loyola Marymount (Stadium)	5:00 p.m.

March
5-10 Thu.-Tue. WCC Championships TBA

* Designates West Coast Conference Game
! - Chase Center (San Francisco, Calif.)
All times listed are Pacific

Game **USF vs. PACIFIC**
26 PROVO, UTAH
Marriott Center
Feb. 8, 2020 • 7:30 MT

 **BYUtv**
 **KNBR 1050-AM**
Play-by-Play: Dave McCann
Analyst: Blaine Fowler
Sideline: Spencer Linton
Play-by-Play: Pat Olson
Analyst: Jim Brovelli
Producer: Jeremiah Crowe

TIP-OFF

- USF is 16-9 on the year and 5-5 in the WCC. They are 5-5 over their last 10 games and 2-3 over the last five. USF is currently riding a two-game losing streak. A loss on Saturday would match their season-worst three-game skid that occurred Dec. 30-Jan. 4
- Last time out: The Dons sluggish start was too much to overcome. USF was held to 13 points and five field goals in the first half - both season-lows. In the second half USF outscored the Tigers 35-31 but it wasn't enough as Pacific went on to win 60-48.
- Holding a team to 60: Speaking of that 60 point defensive performance - over the last 10 years the Dons have held an opponent to 60 points or less 71 times - they are not 66-5. The last time USF lost when holding their opponent to 60 or fewer came on Feb. 23, 2017 when the Dons lost to LMU 53-51.
- #31 to the rafters: The USF Athletics department announced on Monday that they would be retiring Hall of Famer Joe Ellis (1964-'66) number 31. The ceremony will take place on Feb. 22 against Pepperdine.
- 600: Jamaree Bouyeya scored his 600th career point against the Bulldogs last Saturday. He is one of four Dons (Minlend, Ratinho, Lull and Shabazz) with 600 career points.
- The NET: In the latest update to the NCAA Evaluation Tool the Dons fell to 100 - they entered the week at 83. They are one of four teams from the WCC in the top-100 - they are fourth, behind Gonzaga (3), BYU (28) and Saint Mary's (32).
- At the Marriott Center: Saturday marks the ninth time the Dons have played at the Marriott Center - all-time USF is 2-7 at the home arena of BYU. Last time out, the Dons defeated BYU 77-71 snapping a five game losing streak there.
- The Dons are averaging 76.1 points per game which ranks 64th in the nation - they are +6.6 in scoring margin which is 82nd in the nation. On Thursday they were held to 48 points - the last time the Dons were held to less than 50 came on Jan. 23 in a 58-48 loss at Saint Mary's.

SERIES AT A GLANCE (more on page 4)
OVERALL **BYU LEADS 19-9**
AWAY **BYU Leads 9-2**
LAST MEETING **W, 83-82 - (QUSF 1/25/20)**



76.1	POINTS PER GAME	>>	80.1
44.5	FG%	>>	50.5
34.3	3-PT FG%	>>	42.4
72.2	<<	FT%	71.3
35.9	<<	REBOUNDS PER GAME	33.4
11.8	ASSISTS PER GAME	>>	17.5
3.4	BLOCKS PER GAME	>>	2.0
7.0	<<	STEALS PER GAME	5.4
69.4	SCORING DEFENSE	>>	68.8
44.8	FG% DEFENSE	>>	43.7
38.2	3-PT FG% DEFENSE	>>	32.1
+2.8	<<	REBOUND MARGIN	+0.1
1.0	ASST/TO RATIO	>>	1.5

LAST GAME'S STARTERS

				
Jamaree BOUYEYA	Charles MINLEND	Jordan RATINHO	Josh KUNEN	Jimbo LULL
JR • Guard	R-JR • Guard	SR • Guard	FR • Forward	SR • Center
MIN 33.2	MIN 29.4	MIN 27.5	MIN 22.7	MIN 28.0
PPG 13.2	PPG 14.8	PPG 8.7	PPG 5.0	PPG 11.4
FG% 52.0	FG% 41.4	FG% 36.9	FG% 47.4	FG% 56.9
REB 4.1	REB 4.6	3-PT FG% 30.3	REB 6.0	REB 6.9

COMMUNICATIONS

MATT FONTENOT
Asst. AD for Communications
E: mfontenot@usfca.edu
C: 925-878-5701
Address: 2130 Fulton Street, San Francisco, CA, 94117

2019-20 USF MEN'S BASKETBALL GAME NOTES

2019-20 USF Men's Basketball Roster

NUMERICAL ROSTER

No.	Name	Pos	Ht	Wt	Yr	Hometown/Previous School
0	Khalil Shabazz	G	6-1	170	RSo.	Seattle, Wash. / Rainer Beach HS / Central Washington
1	Jamaree Bouyea	G	6-2	155	Jr.	Salinas, Calif. / Palma HS
2	Justin Bieker	G/F	6-5	170	Fr.	Portland, Ore. / Jesuit HS
3	Isaiah Hawthorne	F	6-8	175	Fr.	Tracy, Calif. / Tracy HS
5	Jimbo Lull	C	7-0	252	Sr.	Manhattan Beach, Calif. / New Hampton School
10	Josh Kunen	F	6-8	200	Fr.	Ballarat, Australia / Centre of Excellence
11	Remu Raitanen	F	6-9	198	Sr.	Helsinki, Finland / Helsinki Basketball Academy
12	Trevante Anderson	G	6-1	170	So.	Tacoma, Wash. / Rainer Beach HS
14	Charles Minlend	G	6-4	208	RJr.	Concord, NC / Fork Union Military Academy
22	Dzmitry Ryuny	F	6-9	200	So.	Minsk, Belarus / Central Park Christian HS
25	Jordan Ratinho	G	6-5	210	Sr.	Livermore, Calif. / De La Salle HS
31	Jonas Visser	C	6-10	223	Fr.	Rinnsburg, Netherlands / Centre for Sports & Education
34	Taavi Jurkatamm	F	6-9	210	Jr.	Tallinn, Estonia / Audentes Sports Gymnasium
45	Emmanuel Nwabueze	G	6-3	210	RSo.	San Francisco, Calif. / International HS
15	*Damari Milstead	G	6-2	190	Jr.	Oakland, Calif. / Moreau Catholic / Grand Canyon

COACHING STAFF

Name	Position/Year at USF	Alma Mater/Year
Todd Golden	Head Coach, 1st (4th overall)	Saint Mary's, '08
Kevin Hovde	Associate Head Coach, 1st (4th overall)	Richmond, '11
Mamadou N'Diaye	Associate Head Coach, 1st	Auburn, '11
Vinnie McGhee	Assistant Coach, 1st	CSUN, '12

SUPPORT STAFF

Name	Position/Year at USF	Alma Mater/Year
Jonathan Safir	Dir. of Operations/2nd	Vassar, '15
Jason Greenfield	Dir. of Analytics/1st	Trinity College, '94
Ralphie Ferrari	Dir. of Video Operations/2nd	USF, '17
Garrett Furubayash	Graduate Manager	USF, '19

PRONUNCIATIONS

Khalil Shabazz	Kuh-leel Shu-BAZZ
Jamaree Bouyea	Juh-mar-ee Boo-yay
Justin Bieker	Bee-kerr
Josh Kunen	Koo-nenn
Remu Raitanen	Ray-moo Right-uh-nin
Dzmitry Ryuny	Dimitry Reeve-knee
Jordan Ratinho	Ruh-teen-ho
Jonas Visser	Yo-nuss Viss-err
Taavi Jurkataam	Tah-vee Your-kuh-tamm
Emmanuel Nwabueze	(wuh-BWEH-zay)
Mamadou N'Diaye	Momma-do In-die-ee

RADIO/TV ROSTER



0 Khalil SHABAAZ
RSo. • G • 5-9 • 179
Seattle, Wash.



1 Jamaree BOUYEA
Jr. • G • 6-2 • 155
Seaside, Calif..



2 Justin Bieker
Fr. • G/F • 6-5 • 170
Portland, Ore.



3 Isaiah Hawthorne
Fr. • F • 6-8 • 175
Tracy, Calif.



5 Jimbo Lull
Sr. • C • 7-0 • 252
Manhattan Beach, Calif.



10 Josh Kunen
Fr. • F • 6-8 • 200
Melbourne, Australia



11 Remu Raitanen
Sr. • F • 6-9 • 200
Helsinki, Finland



12 Trevante Anderson
So. • G • 6-2 • 185
Tacoma, Wash.



14 Charles Minlend
R-Jr. • G • 6-4 • 208
Concord, N.C.




15 Damari Milstead
Jr. • G • 6-2 • 190
Oakland, Calif.



22 Dzmitry Ryuny
So. • F • 6-9 • 200
Minsk, Belarus



25 Jordan Ratinho
Sr. • G • 6-5 • 210
Livermore, Calif.



31 Jonas Visser
Fr. • C • 6-10 • 223
Rinnsburg, Netherlands



34 Taavi Jurkatamm
Jr. • F/C • 6-9 • 210
Tallinn, Estonia



45 Emmanuel Nwabueze
RSo. • G • 6-2 • 200
San Francisco, Calif.



Todd Golden
Head Coach
1st Season/4th overall



Kevin Hovde
Associate Head Coach
1st Season/4th overall




Mamadou N'Diaye
Associate Head Coach
1st Season/



Vinnie McGhee
Assistant Coach
1st Season



Jonathan Safir
Director of Operations
2nd Season



Jason Greenfield
Director of Analytics
1st Season

Quick Facts and Head Coach Todd Golden

UNIVERSITY INFORMATION

Name.....University of San Francisco
 Location..... 2130 Fulton Street
San Francisco, CA 94117-1080
 Religious Affiliation..... Roman Catholic (Jesuit)
 Year Founded..... 1855
 Enrollment..... 10,714
 President (Yr.).....Fr. Paul J. Fitzgerald, S.J. (5th)
 Vice Pres., Business & Finance (Yr.).....Charlie Cross (19th)
 Director of Athletics (Yr.).....Joan McDermott (1st)

ATHLETICS INFORMATION

Nickname..... Dons
 Colors..... Green (PMS 3435) & Gold (PMS 123)
 Conference..... West Coast Conference
 National Affiliation..... NCAA Division I
 Arena.....War Memorial at the Sobrato Center
 Capacity..... 3,006

MEN'S BASKETBALL COACHING STAFF

Todd Golden..... Head Coach
 First Season (4th overall)..... (Saint Mary's College, '08)
Kevin Hovde..... Associate Head Coach
 First Season (4th overall)..... (Richmond, '11)
Mamadou N'Diaye..... Associate Head Coach
 First Season..... (Auburn, '11)
Vinnie McGhee..... Assistant Coach
 First Season..... (CSUN, '12)
Jonathan Safir..... Director of Operations
 Second Season..... (Vassar, '15)
Jason Greenfield..... Director of Analytics
 First Season..... (Trinity College-Hartford, '94)

MEN'S BASKETBALL QUICK FACTS

Golden's Record at USF..... 16-9
 Golden's Division I Career Record..... 16-9
 Golden's WCC Record..... 5-5
 2018-19 Overall Record..... 21-10
 2018-19 WCC Record (Finish)..... 9-7 (4th)
 Seasons of Basketball..... 93
 First Season..... 1923-24
 All-Time Record..... 1401-1016 .579
 All-Time WCC Record..... 531-322 (.622)
 NCAA Championships (Last)..... 2 (1956)
 NCAA Appearances (Last)..... 16 (1998)
 NCAA Tournament Record..... 21-14
 NIT Championships..... 1 (1949)
 WCC Reg. Season Titles (Last)..... 15 (1981)
 WCC Tournament Titles..... 1 (1998)
 Letterwinners Returning/Lost..... 8/6
 Starter Returning/Lost..... 3/2
 Newcomers..... 5 + 1 redshirt

WEB ADDRESSES/SOCIAL MEDIA

USF..... www.usfca.edu
 San Francisco Athletics..... www.usfdons.com
 West Coast Conference..... www.wccsports.com
 Twitter..... @DonsAthletics
 @USFDonsMBB
 Instagram..... @USFDonsMBB
 Facebook..... Facebook.com/USFDonsMBB

HOW TO REFERENCE THE UNIVERSITY

We are the University of San Francisco, established by the Jesuits in 1855 as the first university in San Francisco.

When referencing the school and its teams, please use "The University of San Francisco," "San Francisco," "USF," or "The Dons."

DO NOT use "Frisco," "San Fran," "San Francisco University," "SFU" or any other iteration. Also, when referencing our women's teams, **DO NOT** use "Lady Dons."

Todd Golden was named head men's basketball coach at the University of San Francisco. Director of Athletics Joan McDermott announced March 27, 2019.

Golden, 34, becomes the 20th head coach of the storied USF program. Prior to being named the Dons' head coach, Golden spent the previous three seasons as the associate head coach under former head coach Kyle Smith. During that time, he served as the Dons' recruiting and defensive coordinator under Smith. Over the last three years, the Dons were routinely one of the nation's better defensive squads. According to the website Kenpom.com, USF turned in three of the best defensive seasons the program has ever seen dating back to 2001.

Prior to joining Smith's staff in 2016, Golden spent two seasons at the Auburn University under head coach Bruce Pearl. Golden joined the Auburn staff as the director of basketball operations for the 2014-15 season and was elevated to an assistant coaching position for the 2015-16 campaign. He worked closely with the Tigers' guards and handled all scheduling responsibilities. Golden also took a lead role in analytical and metrics data. Golden spent the 2013-14 season as an assistant coach on Kyle Smith's staff at Columbia where he helped the Lions to a 21-13 mark and a spot in the CollegeInsiders.com Tournament.

Golden played collegiately at Saint Mary's College in Moraga where he helped the Gaels to a pair of NCAA Tournament appearances. As a senior point guard, he ranked second in the nation with a 3.68 assists-to-turnovers ratio and led the West Coast Conference with a .574 3-point field goal percentage. The lone captain of Saint Mary's 2007-08 team, Golden finished his career as the Gaels' all-time leader in free-throw percentage (.852) and eighth with 269 career assists.

After earning his degree in business administration, Golden played two years professionally for Maccabi Haifa in Israel's top division. In 2009, he was co-captain of the USA Open Team, coached by Bruce Pearl, that won gold at the Maccabiah Games.

Todd is married to the former Megan York, who was a four-year volleyball standout at Saint Mary's and the WCC's Co-Freshman of the Year in 2007.

What They Are Saying about Todd Golden:

"Todd is super talented, and a hard worker. His profile fits what will be successful in this league. He's played in this league, coached in this league, and coached at a high major level. If you look at the profiles of the guys who have succeeded in the WCC, the Mark Fews, Randy Benetts, Dan Monsons, etc., Todd fits that profile. He was a player for five years at a very successful program and was a big reason for our run to the Sweet-16 at Saint Mary's. I have no doubt he will be a success as a head coach." - Kyle Smith, head coach, Washington State

"I'm incredibly excited about the opportunity Todd has here at USF. I've known him for a number of years and have really enjoyed getting to know him. First and foremost, he's a tremendous person, but he also has an incredible basketball mind. As a first time head coach he's very prepared. Working under Kyle Smith, under Coach Pearl, playing the game professionally and as a collegiate player at Saint Mary's he brings an invaluable perspective to USF." - Kirk Lacob, Assistant General Manager, Golden State Warriors

"Todd is one of the rising stars in our profession. I've known him personally since his playing days at Saint Mary's, and I have a lot of respect for him. He's intelligent, competitive, and understands winning at the highest level. He's a great hire for the University of San Francisco." - Eric Musselman, head coach, Nevada

"So happy and so proud of one of the great young minds in our game! Character, work ethic, experience beyond years! Great father, husband, son and coach! Well done USF Leadership!" - Bruce Pearl, head coach, Auburn

ASSISTANTS

Head coach Todd Golden has assembled a very strong coaching staff. Associate head coach **Kevin Hovde** returns for his fourth year on the Hilltop, first as associate head coach. A holdover from former head coach Kyle Smith's staff, Hovde will continue to oversee the Dons' offense. As the Dons' offensive coordinator, USF has improved its offensive efficiency every year. According to Kenpom.com, the Dons were ranked 204th in the nation in offensive efficiency in 2017, last year the Dons finished 45th. It is the highest USF has ever ranked in offensive efficiency since Kenpom started tracking the stat in 2002. In each of the past three seasons the Dons have set or tied the single season record for 3-point field goals made.

Former NBA player and Auburn standout, **Mamadou N'Diaye**, joins Golden as an Associate Head Coach. N'Diaye, who was recently at Georgia Tech, will play a key role in recruiting and coach the Dons' frontcourt. After a standout career at Auburn, the Dakar, Senegal native became the first Senegalese player to be selected in the NBA Draft when he was chosen by the Denver Nuggets with the 26th pick in the first round of the 2000 NBA Draft. N'Diaye began his coaching career in 2011 at Coastal Carolina joining the staff of Cliff Ellis, his college coach at Auburn. In three seasons at CCU, he helped guide the Chanticleers to a 54-40 record and a 32-18 record in the Big South Conference, while reaching the post season twice, culminating with a Big West Championship and the program's first NCAA Tournament bid in 21 years. With N'Diaye working primarily with CCU's post players, the Chants led the Big South Conference in rebounding margin his first two seasons (+5.7 each year) while finishing second in 2013-14 (+4.7). Coastal also led the Big South in field goal percentage defense (.402) and scoring defense (68.4 ppg) last season.

Vinnie McGhee, a Bay Area native, will work primary with the Dons backcourt. He joined the staff after spending the previous two seasons on head coach Jeff Linder's staff at Northern Colorado. During his time at UNC he helped guide the Bears to a 47-23 overall record, including back-to-back 20 win seasons and a College Insider Tournament Championship in 2017-18. McGhee joined the Northern Colorado staff in May of 2016. In his first season on the bench at UNC, the Bears won a school record 26 games en route to a CIT Championship, the school's first ever post season tournament championship. Prior to Northern Colorado, McGhee got his first coaching job at UTEP where he served as a graduate assistant under head coach Tim Floyd. While at UTEP he handled player development, player academics, travel, scouting reports and video editing for the Miners. A guard the collegiate level he scored 1,000 career points at stops at Sacramento State and Cal State Northridge.

Jonathan Safir begins his second year with the program as the Director of Operations. Prior to joining the Dons, Safir was a member Columbia's coaching staff serving in the same position. **Jason Greenfield** is in his first year with the program, he will serve as the Director of Analytics.

TODD GOLDEN


Head Coach

Saint Mary's College, '09
 1st Season at USF
 1st Season Overall

Career Record 16-9 (1st season)
 vs. Division I 15-9 (1st season)
 Overall USF 16-9 (1st season)
 WCC Games 5-5 (1st season)
 Family: Megan (wife), Jake (son),
 Maddy (daughter).



ALL-TIME SERIES



OVERALL	BYU LEADS *19/15-9
HOME	6-5/7*
AWAY	2-7/9*
NEUTRAL SITES	1-3
LAST MEETING	W, 83-82 - @USF (1/25/00)
FIRST MEETING	L, 52-53 - @BYU (12/12/52)
LARGEST WIN	23-86-63 - @Tucson, Ariz. (3/11/79)
LARGEST LOSS	31-68-99 - @USF (1/3/15)
STREAK	W, 3

USF vs. BYU LAST 10

01/25/00	H	W	83-82
02/21/19	A	W	77-71
01/19/19	H	W	82-63
02/10/18	A	L	73-75 (OT)
01/04/18	H	L	59-69
*02/11/17	H	L	62-68
*01/12/17	A	L	75-85
*02/11/16	H	L	89-114
*01/09/16	A	L	92-102
01/29/15	A	L	74-78

* - Wins by BYU vacated by NCAA

ABOUT THE COUGARS

Location	Provo, Utah
Founded	1875
Enrollment	33,511
Facility	Marriott Center (18,987)
Nickname	Cougars
First Year	1903
All-Time Record	1847-1102 (.626)
All-Time Record WCC	101-46 (.6880)
2019-20 Record	18-7/7-3 WCC
Last 5/Last 10	4-1/7-3
STREAK	W, 3
LAST GAME	Feb. 6, 2020 at Portland - W, 85-54
HEAD COACH	Mark Pope (Kentucky '96)
at SCHOOL	18-7 (1st season)
OVERALL	95-63 (5th season)

About University of San Francisco

The University of San Francisco (usfca.edu) is located in the heart of one of the world's most innovative and diverse cities and is home to a vibrant academic community of students and faculty who achieve excellence in their fields. Its diverse student body enjoys direct access to faculty, small classes, and outstanding opportunities in the city itself. Founded in 1855, USF is San Francisco's first university, and its Jesuit Catholic mission helps ignite a student's passion for social justice and a desire to "Change the World From Here." USF has a storied athletics tradition, and today its accomplished Division I scholar athletes compete in seven men's sports and eight women's sports. USF is a member of the West Coast Conference. For more information on USF Athletics, visit usfdons.com and follow the Dons the Dons on social media on Twitter, Facebook, and Instagram @DonsAthletic.

VS. BYU

Series

Saturday will be the 29th time the Dons and Cougars have squared off and the 18th time since BYU joined the WCC in the 2011-12 season. All-time the Cougars are 19-9 against the Dons and are 9-2 at the Marriott Center. The first match-up between these two teams took place on Dec. 12, 1952 with the Cougars defeating USF 53-52 in Provo. Last season, the Dons did something they have not done since BYU joined the conference, swept the season series. USF beat the Cougars 82-63 at home on Jan. 19, 2019 - the second largest win ever by the Dons over the Cougars and followed that up with a 77-71 win over BYU in Provo on Feb. 21, 2019 - a rare win by an opponent at the Marriott Center. Earlier this year, the Dons took round one of the season series, winning 83-82 at War Memorial at the Sobrato Center on Jan. 25.

About the Cougars

Since falling to the Dons on the road on Jan. 25, BYU is on a three-game winning streak and boasts a +20 margin of victory during that stretch. On Feb. 1 the Cougars took down Saint Mary's 81-79 in Provo. As a team, the Cougars are averaging 80.1 points per game, which currently ranks 16th in the nation. They are shooting 50.5 percent from the field and 42.4 percent from beyond the arc. Senior forward Yoeli Childs was recently named a finalist for the Senior Class award and the Karl Malone Award - he leads the team with 21 points a game and 8.9 rebounds per contest. Jake Toolson is averaging 16.0 ppg and TJ Haws is averaging 13.8 ppg.

Last Time Out Versus BYU

USF's back-court put on a shooting display as Khalil Shabazz and Jamaree Bouyea had career days. Shabazz was particularly deadly going 10-for-10 from the field and 6-for-6 from beyond the arc to finish with 32 points, Jamaree Bouyea had 23. USF was stellar in the second half as they erased a 14-point deficit in the final period - the second consecutive game against the Cougars in which the Dons came back from 14-down in the second half to earn the win. Four players scored 10 or more for the Cougars but it wasn't enough as USF won 83-82 on Jan. 25.

**Official Basketball Box Score -- Game Totals -- Final Statistics
BYU vs San Francisco
01/25/20 12:00 am at San Francisco, CA**

BYU 82 • 15-7,4-3 WCC

#	Player	Total			3-Ptr			Rebounds			PF	TP	A	TO	Blk	Stl	Min
		FG-FGA	FG-FGA	FT-FTA	FG-FGA	FG-FGA	FT-FTA	Off	Def	Tot							
23	Yoeli Childs	f	8-16	3-6	0-2	2	5	7	0	19	8	1	0	1	33		
40	Kolby Lee	f	1-2	0-1	0-0	2	1	3	2	2	0	0	0	0	17		
04	Alex Barcello	g	4-5	4-4	2-2	0	3	3	2	14	0	1	0	2	36		
05	Jake Toolson	g	6-14	3-6	2-2	0	3	3	4	17	3	3	0	0	33		
30	TJ Haws	g	7-12	3-4	3-4	0	1	1	2	20	4	2	0	4	36		
02	Zac Seljaas		1-1	1-1	0-0	0	2	2	2	3	0	0	0	0	11		
33	Dalton Nixon		3-6	1-3	0-0	0	2	2	2	7	1	0	0	1	13		
44	Connor Harding		0-2	0-2	0-0	0	3	3	0	0	2	0	0	0	21		
Team						0	1	1									
Totals			30-58	15-27	7-10	4	21	25	14	82	18	7	0	8	200		
FG % 1st Half: 17-30		56.7%	2nd half: 13-28		46.4%	Game: 30-58		51.7%							Deadball		
3FG % 1st Half: 9-15		60.0%	2nd half: 6-12		50.0%	Game: 15-27		55.6%							Rebounds		
FT % 1st Half: 2-3		66.7%	2nd half: 5-7		71.4%	Game: 7-10		70.0%							1		

San Francisco 83 • 15-7,4-3 WCC

#	Player	Total			3-Ptr			Rebounds			PF	TP	A	TO	Blk	Stl	Min
		FG-FGA	FG-FGA	FT-FTA	FG-FGA	FG-FGA	FT-FTA	Off	Def	Tot							
10	KUNEN, Josh	f	3-8	2-5	0-0	1	4	5	3	8	0	3	0	0	22		
05	LULL, Jimbo	c	2-4	0-0	2-2	1	1	2	0	6	1	0	0	0	23		
01	BOUYEA, Jamaree	g	10-15	3-6	0-0	0	4	4	3	23	5	1	1	3	37		
14	MINLEND, Charles	g	3-7	0-0	0-0	2	5	7	0	6	3	1	0	0	28		
25	RATINHO, Jordan	g	1-5	1-4	2-2	0	2	2	3	5	0	2	1	0	28		
00	SHABAZZ, Khalil		10-10	6-6	6-7	0	6	6	2	32	1	3	0	1	25		
11	RAITANEN, Remu		1-2	1-2	0-0	0	1	1	0	3	0	0	0	1	17		
22	RYUNY, Dzmitry		0-2	0-2	0-0	1	0	1	0	0	0	1	0	0	4		
34	JURKATAMM, Taavi		0-2	0-0	0-0	0	2	2	5	0	1	0	0	0	16		
Team						0	1	1									
Totals			30-55	13-25	10-11	5	26	31	16	83	11	11	2	5	200		
FG % 1st Half: 15-31		48.4%	2nd half: 15-24		62.5%	Game: 30-55		54.5%							Deadball		
3FG % 1st Half: 6-14		42.9%	2nd half: 7-11		63.6%	Game: 13-25		52.0%							Rebounds		
FT % 1st Half: 2-2		100.0%	2nd half: 8-9		88.9%	Game: 10-11		90.9%							0		

Officials: Ken Ditty, Glen Mayberry, Verne Harris
 Technical fouls: BYU-TJ Haws. San Francisco-None.
 Attendance: 3006
 2019-20 Men's Basketball. Round: 0. BYU vs San Francisco. Played at War Memorial

Score by periods	1st	2nd	Total
BYU	45	37	82
San Francisco	38	45	83

Points	In Paint	Off T/O	2nd Chance	Fast Break	Bench
BYU	28	13	4	6	10
USF	28	14	4	14	35

Last FG - BYU 2nd-00:00, USF 2nd-01:47.
 Largest lead - BYU by 14 2nd-15:56, USF by 13 2nd-06:02.
 BYU led for 24:57. USF led for 12:00. Game was tied for 03:03.

Score tied - 2 times.
 Lead changed - 5 times.

THIS DAY IN

USF Basketball History

FEB. 15th Ranked Dons defeat Xavier

8

On Feb. 8, 1950 - No. 15 USF defeated Xavier 57-47 on the road. The Dons were led by future USF Hall of Famers Don Lofgran, Rene Herrerias, Frank Kuzara, and Joe McNamee and Hall of Fame head coach Pete Newell. The Dons finished 19-7 that and lost to City College of New York in the NIT.

USF 100 Point Games

Pts	Date	Opponent	Score	Result
129	1/2/10	Holy Names	129-64	W
125	11/26/76	SF State	125-81	W
123	2/25/89	Loyola Marymount	123-109	W
123	2/9/90	#20 Loyola Marymount	123-137	L
123	11/27/93	Delaware	123-74	W
123	11/28/94	Stephen F. Austin	123-103	W
120	11/29/76	UC Davis	120-71	W
120	12/21/94	Mount St. Mary's	120-91	W
117	12/01/86	Nevada	117-93	W
115	2/4/90	at #20 Loyola Marymount	115-157	L
114	2/6/71	at Nevada	114-82	W
114	12/29/76	Arizona State	114-96	W
113	3/2/72	Nevada	113-65	W
113	11/29/80	Wisconsin-Superior	113-71	W
113	2/14/75	UNLV	113-103	W
112	2/25/77	Seattle	112-77	W
111	2/28/76	Loyola Marymount	111-77	W
111	1/7/78	Saint Mary's	111-87	W
111	2/5/88	Loyola Marymount	111-128	L
109	1/9/73	Loyola Marymount	109-72	W
109	2/24/73	at Nevada	109-93	W
109	12/2/75	SF State	109-84	W
109	12/16/77	Idaho	109-70	W
109	2/13/88	at Loyola Marymount	109-118	L
109	2/20/98	Saint Mary's	109-83	W
108	1/17/82	at Loyola Marymount	108-74	W
108	2/19/94	at Loyola Marymount	108-103	W
107	1/6/73	Saint Mary's	107-77	W
107	1/14/77	Pepperdine	107-72	W
107	12/31/15	Portland	107-95	W
106	2/24/72	at Saint Mary's	106-72	W
106	2/16/80	at San Diego	106-78	W
106	12/13/86	Northern Montana	106-73	W
106	12/8/93	Stanislaus State	106-82	W
106	1/14/95	Gonzaga	106-98	W
105	2/1/58	Pepperdine	105-59	W
105	12/9/65	Miami (FL)	105-98	W
105	12/13/75	at Hawaii	105-103	W
105	12/1/79	Hawaii-Pacific	105-80	W
105	12/12/81	Chico State	105-69	W
105	2/6/92	at Portland	105-112	L
104	2/5/65	Pacific	104-64	W
104	1/13/73	Pepperdine	104-84	W
104	2/27/73	at Loyola Marymount	104-77	W
104	2/5/75	Nevada	104-73	W
104	2/18/77	at Loyola Marymount	104-65	W
104	2/17/79	at Saint Mary's	104-69	W
104	2/26/94	Portland	104-76	W
104	1/12/12	Portland	104-70	W
103	2/15/64	at Pepperdine	103-68	W
103	12/26/64	at Pepperdine	103-84	W
103	12/13/74	BYU	103-84	W
103	2/4/77	Saint Mary's	103-77	W
103	2/24/79	Loyola Marymount	103-69	W
103	2/6/07	San Diego (OT)	103-100	W
102	12/27/63	Loyola Marymount	102-67	W
102	2/15/64	at Loyola Marymount	102-59	W
102	1/9/65	UC Santa Barbara	102-69	W
102	1/27/72	SF State	102-79	W
102	12/30/77	Arizona State	102-90	W
101	2/9/63	Pepperdine	101-75	W
101	1/13/78	Portland	101-68	W
101	12/13/80	Cal State L.A.	101-60	W
101	2/7/81	at Saint Mary's	101-71	W
101	12/8/90	Farleigh Dickinson	101-92	W
101	3/2/91	Loyola Marymount	101-93	W
101	12/3/93	Colgate	101-70	W
101	1/20/94	Loyola Marymount	101-86	W
101	11/5/19	Sonoma State	101-50	W
100	12/5/61	West Texas A&M	100-51	W
100	3/5/65	at Pepperdine	100-76	W
100	3/6/65	at Loyola Marymount	100-72	W
100	1/15/66	Pepperdine	100-59	W
100	1/11/72	Georgetown	100-76	W
100	11/26/77	SF State	100-67	W
100	2/17/93	Seattle	100-85	W
100	12/6/76	Houston	100-85	W
100	2/28/82	Pepperdine	100-106	L
100	12/4/93	Miami (OH)	100-72	W
100	2/2/16	Menlo	100-68	W
100	11/19/19	CSU Bakersfield	100-70	W

Record: 75-6 | First: 2/1/58 vs. Pepperdine | Last: 11/19/19 vs. CSU Bakersfield

USF's Notable Streaks

Winning Streaks

No.	Began	Ended
*60	vs. Oregon State, 60-34 (12-17-54)	at Illinois, 62-33 (12-17-56)
29	vs. SF State, 125-81 (1976-77)	at Notre Dame, 93-82 (1976-77)
21	vs. Seattle, 60-51 (1957-58)	vs. Seattle, 69-67 (1957-58)
19	vs. LMU 102-67 (1963-64)	vs. UCLA, 76-72 (1963-64)
13	vs. Utah State, 76-66 (1965-66)	vs. Pacific, 88-78 (1965-66)
12	at Nevada, 78-73 (1999-00)	at Gonzaga, 96-73 (1999-00)
11	vs. Oregon State, 66-58 (1964-64)	vs. Arizona, 71-56 (1964-65)
10	vs. Wyoming, 98-66 (1973-74)	vs. Seattle, 62-59 (1973-74)
10	vs. LMU, 74-65 (1975-76)	vs. Seattle, 81-70 (1975-76)
10	vs. Georgia, 92-84 (1981-82)	vs. Rice, 78-66 (1981-82)

Longest in 2019-20

7 vs. Sonoma State, 101-50 (11/5/19) at Hawaii, 75-85 (11/29/19)

Current

* Second longest winning-streak in NCAA history

Losing Streaks

No.	Began	Ended
11	vs. Stanford, 69-61 (1950-51)	vs. St. Mary's, 48-44 (1950-51)
9	vs. St. Mary's, 42-38 (1945-46)	vs. Utah, 39-37 (1946-47)
9	vs. San Jose State (1985-86)	vs. Fresno Pacific, 73-41 (1985-86)
8	vs. Stanford, 65-61 (1970-71)	vs. DePaul, 77-57 (1970-71)
8	vs. St. Mary's, 66-49 (1987-88)	vs. San Diego, 79-73 (1987-88)
7	vs. Santa Clara, 86-66 (1968-69)	vs. LMU, 70-61 (1968-69)
7	vs. Santa Clara, 86-59 (1990-91)	vs. San Diego, 89-81 (1990-91)
7	vs. Pepperdine, 79-55 (1994-95)	vs. Pepperdine, 94-92 (1994-95)
7	at New Mexico State, 89-78 (2006-07)	vs. San Diego, 103-102 OT (2006-07)
7	vs. UC Irvine, 72-59 (2007-08)	vs. Portland, 60-59 (2007-08)

Longest in 2019-20

3 vs. Harvard, 84-81 (OT) (12/30/19) vs. Santa Clara, 80-61 (1/9/20)

Current

The Tradition

By the Numbers

WCC Championships	15
WCC Tournament Championships	1
NCAA Appearances	15
NCAA Championships	2 (1955, 56)
Final Four Appearances	3 (1955, 56, 57)
NIT Appearances	5
NIT Championships	1 (1949)
All-America Selections	18
NBA Draft Selections	36
NBA Players	23
NBA Championships Won by USF	31

Naismith Hall of Fame Members

Bill Russell • K.C. Jones • Pete Newell • Phil Woolpert

National Players of the Year

Bill Russell (1955, '56)

National Coaches of the Year

Phil Woolpert (1955, '56) • Bob Gaillard (1977)

WCC Players of the Year

Bill Russell (1955, '56) • Mike Farmer (1957, '58) • Ollie Johnson (1964, '65) • Bill Cartwright (1977, '78, '79) • Quintin Dailey (1981, '82) • Kenyon Jones (2000)

All-Americans

Ray Maloney (1929) • Rene Barielles (1930) • Bill Russell (1955, '56) • KC Jones (1956) • Mike Farmer (1958) • Gene Brown (1958) • Ollie Johnson (1965) • Phil Smith (1974) • Bill Cartwright (1977, '78, '79) • Winford Boynes (1977, '78) • James Hardy (1977) • Quintin Dailey (1982) • Wallace Bryant (1982)

WCC Coaches of the Year

Phil Woolpert (1955, '56, '57, '58) • Pete Peletta (1963, '64, '65) • Bob Gaillard (1972, '77) • Dan Belluomini (1979) • Pete Barry (1981) • Rex Walters (2014)

Olympians

Jimmy Needles, Head Coach (1936) • K.C. Jones, Bill Russell (1956) • Pete Newell, Head Coach (1960)

NBA Championships

Joe McNamee, Rochester (1951) • Bill Russell, Boston Player (1957, '59, '60, '61, '62, '63, '64, '65, '66); Boston Head Coach (1968, '69) • K.C. Jones, Boston (Player - 1959, '60, '61, '62, '63, '64, '65, '66); Los Angeles Assistant Coach (1971); Boston Head Coach (1981) • Phil Smith, Golden State (1975) • Eric Fernsten, Boston (1981) • Bill Cartwright, Chicago Player (1991, '92, '93); Chicago Assistant Coach (1997, '98)

NBA Head Coaches

Jim Brovelli, Washington (1999) • Bill Cartwright, Chicago (2001-02) • Mike Farmer, Baltimore (1966) • K.C. Jones, Washington (1973-76); Boston (1983-88); Seattle (1990-92) • Bill Russell, Boston (1966-69); Seattle (1973-77); Sacramento (1987-88) • Fred Scolari, Baltimore (1951-52).

Retired Numbers

4 • K.C. Jones • 6 • Bill Russell • 17 • Mike Farmer • 20 • Phil Smith • 24 • Bill Cartwright • 32 • Ollie Johnson

NCAA Championships by School

UCLA	11	Louisville	3
Kentucky	8	Villanova	3
North Carolina	6	Cincinnati	2
Duke	5	Florida	2
Indiana	5	Michigan State	2
North Carolina	5	North Carolina State	2
Connecticut	4	Oklahoma State	2
Kansas	3	San Francisco	2

2019-20 USF MEN'S BASKETBALL GAME NOTES

Record Breakdown

Category	2019-20	Golden Era
Home	11-5	11-5
Road	5-4	5-4
Neutral	0-0	0-0
vs. Non-Conference	11-4	11-4
vs. WCC	5-4	5-4
Leading at Halftime	14-3	14-3
Trailing at Halftime	2-6	2-6
Tied at Halftime	0-0	0-0
Overtime	1-0	1-0
vs. Top-25 Opponents	0-1	0-1
More Field Goals Than Opponent	11-0	11-0
Fewer Field Goals Than Opponent	2-6	2-6
Field Goals are Equal	3-3	3-3
Better Field Goal Pct.	11-0	11-0
Worse Field Goal Pct.	4-9	4-9
Field Goal Pct. is Equal	1-0	1-0
More Rebounds Than Opponent	12-3	12-3
Fewer Rebounds Than Opponent	3-8	3-8
Same Rebound Total	1-0	1-0
More Free Throws Than Opponent	10-1	10-1
Fewer Free Throws Than Opponent	4-7	4-7
Same Free Throw Total	2-1	2-1
More 3-Ptrs. Made Than Opponent	13-6	13-6
Fewer 3-Ptrs. Made Than Opponent	2-3	2-3
Same 3-Pt. Total	1-1	1-1
More Turnovers Than Opponent	6-4	6-4
Fewer Turnovers Than Opponent	9-5	9-5
Same Turnover Total	1-0	1-0
More Bench Points Than Opponent	10-2	10-2
Fewer Bench Points Than Opponent	6-7	6-7
Same Bench Point as Opponent	0-0	0-0
Games Decided by 1-5 points	4-3	4-3
Games Decided by 6-10 points	4-3	4-3
Games Decided by 11-15 points	1-3	1-3
Games Decided by 16-20+ points	7-0	7-0
Leading with 5 minutes to play	15-1	15-1
Trailing with 5 minutes to play	1-7	1-7
Tied with 5 minutes to play	0-1	0-1
Score under 50 pts.	0-2	0-2
Scoring 50-69 pts.	2-4	2-4
Scoring 70-79 pts.	4-2	4-2
Scoring 80-89 pts.	5-1	5-1
Scoring 90-99 pts.	3-0	3-0
Scoring 100+	2-0	2-0
November	7-1	7-1
December	4-3	4-3
January	5-3	5-3
February	0-2	0-2
March	0-0	0-0
Sunday	0-0	0-0
Monday	2-1	2-1
Tuesday	2-2	2-2
Wednesday	1-0	1-0
Thursday	2-3	2-3
Friday	0-1	0-1
Saturday	8-2	8-2
White Jerseys	9-5	9-5
Green Jerseys	4-1	4-1
Alternate Gold Jerseys	0-3	0-3
Alternate Gray Jerseys	3-0	3-0
vs. CCAA	1-0	1-0
vs. Ivy League	2-1	2-1
vs. Missouri Valley	1-0	1-0
WAC	1-0	1-0
Southland	1-0	1-0
Big South	1-0	1-0
Big West	2-1	2-1
Pac-12	1-2	1-2
Mountain West	1-0	1-0
WCC	5-5	5-5

The Last Time...

A Team Scored 100+ Points In a Game			
USF	vs. CSU Bakersfield - 100-70	11/19/19	
Opp.	at Loyola Marymount, L - 87-103	2/20/16	
A Scored 50 or Fewer Points In a Game			
USF	at No. 13 Saint Mary's, L - 43-79	2/1/18	
Opp.	vs. Sonoma State, W, 101-50	11/5/18	
A Team Scored 90+ Points at War Memorial at the Sobrato Center			
USF	vs. UC Davis - W, 93-84	12/21/19	
Opp.	by San Diego, 91 - L, 90-91 (OT)	2/28/18	
The Dons Played a Ranked Opponent			
Last	vs. No. 2 Gonzaga - L, 79-84	2/1/20	
Last USF Win	vs. No. 15 Saint Mary's, 70-63	2/15/18	
The Dons Played in an Overtime Game			
USF Win	vs. Yale, W - 84-78	11/11/19	
USF Loss	vs. Harvard, L 81-84	12/30/19	
A Team had 5+ Players Score in Double Figures			
USF	vs. No. 2 Gonzaga, L - 79-83 (Bouyea, Mielland, Ratinho, Shabazz, Raitanen)	2/1/20	
Opp.	No. 2 Gonzaga, L - 79-83 (Timma, Petrussek, Kispart, Agyei Glider)	2/1/20	
A Team Won By 20+ Points			
USF	at San Diego, W - 69-44 (25)	1/30/20	
Opp.	at No. 4 Gonzaga, L - 62-92 (30)	2/7/18	
A Team Shot 60% FG In A Game (Min. 10)			
USF	vs. BYU - .636 (35-55) - W	1/19/19	
Opp.	vs. Gonzaga - .610 (36-59) - L	1/5/17	
A Team Shot 30% or Worse In A Game (Min. 10)			
USF	vs. Pacific - .27.6 (16-58) - L	2/6/20	
Opp.	San Diego - .29.6 (16-54) - W	1/30/20	
A Team Made 10 or More 3-PT FG In A Game			
USF	vs. BYU - 13 - (13-25) - W	1/25/20	
Opp.	by BYU - 15 - (15-27) - W	1/25/20	
A Team Did Not Make a 3-PT FG In A Game			
USF	Unknown - prior to 2008-09 season		
Opp.	Unknown - prior to 2014-15 season		
A Team Shot 60% 3-Point FG In A Game (min. 10)			
USF	vs. CSU Bakersfield 76.0 (19-25)	11/19/19	
Opp.	Unknown - Prior to 2014-15 season		
A Team Made 20+ Free Throws In A Game			
USF	vs. UC Davis - 22 (22-29) - W	12/21/19	
Opp.	by No. 2 Gonzaga - 25 (25-32) - L	2/1/20	
A Made Five or Fewer Free Throws In A Game			
USF	at Saint Mary's 1 - (1-for-2)	1/23/20	
Opp.	by Dartmouth - 4 (4-7) - W	11/24/18	
A Team Attempted 40 Plus Free Throws In A Game			
USF	vs. Portland - 40 (26-40) - W	12/31/15	
Opp.	by North Texas - 43 (32-43) - L	3/30/18	
A Team Shot 90% Or Better From the Free Throw Line (Min. 10)			
USF	vs. BYU - .909 (10-11) - W	1/25/20	
Opp.	by UC Davis - .917 (22-24)	12/21/19	
A Team Shot 40% or Worse From the Free Throw Line			
USF	at Portland - .286 (4-14)	2/16/19	
Opp.	by Delaware State - .384 (5-13)	11/29/15	
A Team Had 30+ Defensive Rebounds In A Game			
USF	vs. Santa Clara - 33 - W	1/09/20	
Opp.	by Pacific - 41 - L	2/6/20	
A Team Had 50+ Total Rebounds In A Game			
USF	vs. Sonoma State - 52 - W	11/5/19	
Opp.	by Pacific - 51 - L	2/6/20	
A Team Had 20+ Offensive Rebounds In A Game			
USF	vs. Florida Gulf Coast - 23 - L	11/25/14	
Opp.	by Illinois State - 21 - W	12/23/16	
A Team Had 20+ Assists In A Game			
USF	vs. UC Davis - 24 - W	12/21/19	
Opp.	by Gonzaga - 20 - L	2/11/17	
A Team Had 20+ Turnovers In A Game			
USF	at Stanford - 22 - L	12/17/19	
Opp.	by Harvard - 21 - L	12/30/19	
A Team Had 10+ Steals In A Game			
USF	vs. Harvard - 11 - L	12/30/19	
Opp.	by Saint Mary's - 11 - L	1/23/20	
A Team Had 10+ Blocks In A Game			
USF	vs. Santa Clara - 12 - W	1/9/20	
Opp.	by Gonzaga - 10 - L	2/7/19	

A Player Scored 40 or More			
USF	Tim Owens - 45	vs. LMU - 3/2/91	
Opp.	Roberto Gallinat (Pacific) - 41	2/22/18	
A Player Scored 30 or More			
USF	Khalil Shabazz - 32	vs. BYU - 1/25/20	
Opp.	Malik Fitts (Saint Mary's) - 30	2/2/19	
Two Players Scored 20 or More			
USF	K. Shabazz (32), J. Bouyea (23)	vs. BYU - 1/25/20	
Opp.	I. Pineiro (28), I. Wright (24)	vs. San Diego 2/28/19	
A Player Made 10+ Field Goals in a Game			
USF	10 - J. Bouyea/K. Shabazz	vs. BYU - 1/25/20	
Opp.	10 - Orlando Robinson	by Fresno State (12/23/19)	
A Player Shot 80% Or Better (Min. 10)			
USF	Khalil Shabazz (10-10) 1.000	vs. BYU - 1/25/20	
Opp.	Isaiah Wright (9-10) .900	San Diego (2/28/19)	
A Player Made 5+ 3-PT FG In A Game			
USF	Khalil Shabazz (6-6)	vs. BYU - 1/25/20	
Opp.	Eric Cooper, Jr. (5-8)	Pepperdine (2/14/19)	
A Player Attempted 10+ 3-PT FG In A Game			
USF	Khalil Shabazz (10 [5-10])	vs. Sonoma State (11/5/19)	
Opp.	Darius McNeill (10 [4-10])	California (12/5/18)	
A Player Shot 80% or better from 3-PT (Min. 5)			
USF	Khalil Shabazz - 1.000 (6-6)	vs. BYU - 1/25/20	
Opp.			
A Player Made 10+ Free Throws In A Game			
USF	Frankie Ferrari - 10 (10-11)	vs. Santa Clara (2/9/19)	
Opp.	TJ Haws - 10 (10-11)	BYU (2/21/19)	
A Shot 90% or Better From Free Throw Attempts (Min. 10)			
USF	Frankie Ferrari - .909 (10-11)	vs. Santa Clara (2/21/19)	
Opp.	TJ Haws - .909 (10-11)	BYU (2/21/19)	
A Player Recorded 10+ Rebounds In A Game			
USF	Jimbo Lull (10)	vs. Pacific (2/6/20)	
Opp.	J. Tripp (20)/J. Hampshire (12)	by Pacific (2/6/20)	
A Player Record 15+ Rebounds In A Game			
USF	Jimbo Lull - 15	vs. Stanford (12/22/18)	
Opp.	Jahlil Tripp - 20	by Pacific (2/6/20)	
Two Players with 10 or More Rebounds In A Game			
USF	Jimbo Lull (11), Josh Kunen (10)	vs. ASU (12/03/19)	
Opp.	J. Tripp (20)/J. Hampshire (12)	by Pacific (2/6/20)	
A Player Recorded 5+ Offensive Rebounds In A Game			
USF	Jimbo Lull - 5	at Pacific (1/11/20)	
Opp.	Jahlil Tripp - 5	by Pacific (2/6/20)	
A Player Recorded 10 or more Assists In A Game			
USF	Frankie Ferrari - 10	vs. Sonoma State (11/12/18)	
Opp.	KJ Feagin - 10	at Santa Clara (2/3/18)	
A Player Recorded 5 or More Steals In A Game			
USF	Jamaree Bouyea - 5	at San Diego (1/30/20)	
Opp.	Tanner Krebs - 5	Saint Mary's (1/23/20)	
A Player Recorded 5 or More Blocks In A Game			
USF	Jamaree Bouyea - 5	vs. Santa Clara (1/9/20)	
Opp.	Namdi Okonkwo - 5	at Pacific (2/22/18)	
Double-Double By A Player In A Game			
USF	Jimbo Lull (15 pts, 10 reb.)	vs. Pacific (2/6/20)	
Opp.	Eli Scott (17 pts, 10 reb.)	LMU (1/20/20)	
Two Players With A Double-Double In A Game			
USF	J. Bouyea (21 pts, 11 reb.)/K. Shabazz (17 pts, 10 reb.)	vs. Yale (11/11/19)	
Opp.	J. Landale (21 pts, 11 reb.)/D. Pineau (14 pts, 12 reb.)	vs. SMC (1/7/17)	
Triple Double By A Player In A Game			
USF	Unknown - prior to 2010-11	Game	
Opp.	Unknown - prior to 2010-11	Game	

2019-20 USF MEN'S BASKETBALL GAME NOTES

• From the Field: USF is shooting .445 percent from the field which is 134th in the nation - they have seven games this season where they have shot .500 or better. USF is 15-4 when shooting .400 or better, the four losses came at Hawaii, Harvard, Portland, and Gonzaga. When the Dons outshoot their opponent they are 11-0, when they shoot worse than their opponent they are 4-9.

• Against the Tigers on Thursday, USF shot a season-low 27.6 percent from the field (16-for-58). The last time the Dons shot worse than 30.0 percent from the field came on Dec. 17, 2017 at Stanford - going 16-for-59 in a loss.

• Battle of First Years: Saturday will be the fourth time the Dons have squared off against a head coach in his first year with a school. Earlier, USF defeated Southern Illinois and coach Bryan Mullins 76-60 in Carbondale on Nov. 16. On Dec. 4, the Dons defeated California and Mark Fox 76-64. On Jan. 25 the Dons got the better of Mark Pope in the first match-up winning 83-82.

• Excel in the Classroom: As a team, the Dons boasted a team GPA of 3.24 - 10 players posted a GPA of 3.0 or higher, 7 with a 3.5 or higher and 2 with a 4.0.

• 1000 Point Duo: Jordan Ratinho (1,187) and Charles Minlend (1,136) give the Dons their first 1,000 point duo since Manny Quezada and Dior Lowhorn did it in 2009. Ratiho ranks 22nd all-time passing John Duggan (1993-97) and Minlend is 25th all-time after John Hegwood (1979-82).

• Ratiho For THREE: Senior Jordan Ratinho took sole possession of the career 3-point record in USF history last Saturday with his 237th 3-point field goal. He breaks a record held by Ali Thomas (1997-00). Ratinho is 24th in the nation among active players. He trails NBA Hall of Famer, Steve Nash by 23 for 12th all-time in WCC history. With 110 3-point field goals in WCC he trails SMC's Matthew Dellavedova by 13th for 10th most in WCC season history.

• Bouyea In the Conference Leaders: Entering this week, Junior guard Jamaree Bouyea is the only player in the WCC who ranks in the top-15 in the following categories: scoring 11th (13.4), FG% 6th (54.1), Assists 8th (3.8), blocked shots 8th (0.8), steals 1st (1.8), Assist/TO Ratio 7th (1.8), Minutes Played 7th (33.5).

• Historically Rare Company: The #GoldenEra is off to a fantastic start. First Year head coach Todd Golden's 7-0 start matches William Busenius who won his first seven games in 1945-46 - his only season as head coach - most of those wins came against local military opponents following World War II.

• Through the first 20 games - Golden is off to the third best start in USF history dating back to 1945 - at 14-6 he trails only Dan Belluomini (16-4) and Pete Barry (15-5). Both Belluomini and Barry guided the Dons to the post season on those years.

• Of the 61 first year head coaches in the NCAA - Golden entered this week tied for 6th best with a .667 winning percentage (16-8). He trails only Arkansas' Eric Musselman (16-6, .727), Mark Pope (BYU - 17-7, .708), Darrin Horn (Northern Kentucky - 16-7, .696), and Eric Henderson (South Dakota State - 17-8, .680).

• Dons For Three: USF is one of the Nation's elite 3-point shooting teams. The Dons are 30th in 3-point field goals per game, averaging 9.7 - they are 12th in the nation in 3-point field goals made with 232. USF is 6-9 when they make nine or fewer 3-point field goals this season. They are 10-0 when making 10 or more a contest. Five different players have made 20 or more 3-point field goals this year.

• Against the Tigers, the Dons shot a season-low 12.5 percent from beyond the arc going 3-for-24 - the Dons opened the contest 0-for-13 before Jimbo Lull hit a triple in the second half to give the Dons their first 3-point field goal.

• On the Glass: The Dons were minus-19 on the glass on Thursday night. USF allowed Jahli Trip and James Hampshire to grab 32 rebounds combined. Pacific finished the game with 50 rebounds - 41 on the defensive side. The last time USF gave up 50 rebounds to an opponent came on Feb. 11, 2017 - to BYU.

• Jimbo Lull leads the Dons, averaging 6.9 rebounds per game - he grabbed his 600th career rebound against Gonzaga last Saturday. The 500 rebounds is 170th most among active players. He had a team-high 10 rebounds against the Tigers.

• Getting Second Chances: USF is averaging 10.9 second chance points per game -they are holding their opponents to just 7.3. USF is 11-4 when getting 10 or more second chance points. Against Pacific, USF was held to two second chance points.

• Up Tempo Ball: Through 23 games this season the Dons love to push the tempo. USF is averaging 11.7 fastbreak points per contest. In four of the Dons' five losses they were held to less than 10 fastbreak points. The Dons have been held to less than 10 points over the last three games. Pacific held the Dons to three fastbreak points.

Game-by-Game Starters

Game	Forward	Forward	Center	Guard	Guard
Sonoma State vs. Princeton	¹ Josh Kunen	Jordan Ratinho	Jimbo Lull	Jamaree Bouyea	Charles Minlend
Yale at Southern Illinois	¹ Josh Kunen	Jordan Ratinho	Jimbo Lull	Jamaree Bouyea	Charles Minlend
CSU Bakersfield	¹ Josh Kunen	Jordan Ratinho	Jimbo Lull	Jamaree Bouyea	Charles Minlend
Sam Houston State	¹ Josh Kunen	Jordan Ratinho	Jimbo Lull	Jamaree Bouyea	Charles Minlend
Hampton at Hawaii	¹ Josh Kunen	Jordan Ratinho	Jimbo Lull	Jamaree Bouyea	Charles Minlend
Arizona State	¹ Josh Kunen	Jordan Ratinho	Jimbo Lull	Jamaree Bouyea	Charles Minlend
California at Cal State Fullerton	¹ Josh Kunen	Jordan Ratinho	Jimbo Lull	Jamaree Bouyea	Charles Minlend
at Stanford	¹ Josh Kunen	Jordan Ratinho	Jimbo Lull	Jamaree Bouyea	Charles Minlend
UC Davis at Fresno State	² Taavi Jurkatamm	Jordan Ratinho	Jimbo Lull	Jamaree Bouyea	Charles Minlend
Harvard	² Taavi Jurkatamm	Jordan Ratinho	Jimbo Lull	Jamaree Bouyea	Charles Minlend
Saint Mary's at Portland	³ Jordan Ratinho	Charles Minlend	Jimbo Lull	Jamaree Bouyea	Khalil Shabazz
Santa Clara at Pacific	¹ Josh Kunen	Jordan Ratinho	Jimbo Lull	Jamaree Bouyea	Charles Minlend
Loyola Marymount at Saint Mary's	¹ Josh Kunen	Jordan Ratinho	Jimbo Lull	Jamaree Bouyea	Charles Minlend
BYU at San Diego	¹ Josh Kunen	Jordan Ratinho	Jimbo Lull	Jamaree Bouyea	Charles Minlend
^{2/2} Gonzaga Pacific at BYU	¹ Josh Kunen	Jordan Ratinho	Jimbo Lull	Jamaree Bouyea	Charles Minlend
at Santa Clara at Gonzaga	¹ Josh Kunen	Jordan Ratinho	Jimbo Lull	Jamaree Bouyea	Charles Minlend
Pepperdine Portland at Loyola Marymount	¹ Josh Kunen	Jordan Ratinho	Jimbo Lull	Jamaree Bouyea	Charles Minlend

Starting Lineup Combinations: 1: 14-6 | 2: 2-1 | 3: 0-2

Games Played (Record)

Game	2019-20	Career
Khalil Shabazz	25 (16-9)	25 (16-9)
Jamaree Bouyea	25 (16-9)	92 (57-35)
Justin Bieker	0	0
Isaiah Hawthorne	0	0
Jimbo Lull	25 (16-9)	119 (73-46)
Josh Kunen	25 (16-9)	25 (16-9)
Remu Raitanen	25 (16-9)	119 (73-46)
Trevante Anderson	19 (13-6)	34 (26-8)
Charles Minlend	25 (16-9)	88 (57-31)
Dzmitry Ryuny	22 (15-7)	39 (25-14)
Jordan Ratinho	25 (16-9)	127 (78-49)
Jonas Visser	6 (6-0)	6 (6-0)
Taavi Jurkatamm	15 (10-5)	71 (45-26)
Emmanuel Nwabueze	0	0

USF Top Seasons From 3-Pt Range

Season	3FG	3PFA	3FG%	AVG/GM
2017-18	333	984	.338	8.5
2016-17	304	862	.353	9.2
2018-19	258	727	.355	8.3
2012-13	249	613	.400	7.9
2011-12	232	655	.354	6.8
2019-20	232	676	.343	9.9

• The Dons are on pace to finish the regular season with 307 3s. Which would rank second all-time in USF history.

• USF has made at least one 3-point field goal in 370 games dating back to the 2008-09 season. The streak is believed to be longer.

• From the Charity Stripe: The Dons rank 117th in the nation in free throw percentage at 72.2 percent (330-457). The Dons have eight players shooting north of .700. Freshman Josh Kunen's .903 (28-for-31) leads the Dons. Dzmitry Ryuny is 12-for-12 on the year, and 19-for-20 for his career.

• Home Sweet Home: The Nov. 5th win over Sonoma State ushered the 61st year at War Memorial at the Sobrato Center. According to CollegeBasketballReference.com the Dons are 540 -243 Losses (.690%) at WMG. Over the last four years the Dons are 50-17 (.754%).

• Strong Starts: USF is 14-3 this season when leading at halftime. In the last four years, the Dons are 68-13 when leading at the break. The three losses in which the Dons led at halftime came against Stanford on Dec. 17 and at Saint Mary's, and last Saturday against No. 2 Gonzaga. USF went into intermission leading the Bulldogs 43-35.

Games Started (Record)

Game	2019-20	Career
Khalil Shabazz	2 (0-2)	2 (0-2)
Jamaree Bouyea	25 (16-9)	35 (22-13)
Justin Bieker	0	0
Isaiah Hawthorne	0	0
Jimbo Lull	25 (16-9)	62 (41-21)
Josh Kunen	20 (14-6)	20 (14-6)
Remu Raitanen	0-0	3 (2-1)
Trevante Anderson	0	0
Charles Minlend	25 (16-9)	73 (46-27)
Dzmitry Ryuny	0	0
Jordan Ratinho	25 (16-9)	117 (70-47)
Jonas Visser	0	0
Taavi Jurkatamm	3 (2-1)	10 (5-5)
Emmanuel Nwabueze	0	0

USF Versus the State

Season	W	L	Winning%
2019-20	10	4	.714
2018-19	10	7	.588
2017-18	11	8	.579
2016-17	11	6	.647
	42	21	.611

• Over the last four years, the Dons are 42-25 against in-state opponents (.627). In non-conference play, USF is 15-5 (.750).

• USF is 3-3 against the Bay Area Pac-12 Schools during that time period. With two-straight wins over Cal.

What is a "Don"

"Don" is an acronym for **De Origen Noble**, which translates to "of noble origin" and is a Spanish title given only to a noble person of political, social or official distinction. The name references the early history of California and San Francisco, which was marked by the exploits of the adventuresome and swashbuckling Spanish Dons. All USF students and alumni are of noble origin who share in the long passion for learning in order to better understand the past, clarify the present and anticipate the future. Thus, we are proud to call ourselves the Dons. USF's mascot is named **Don Francisco**, in honor of **Don Francisco de Haro**, the first mayor of San Francisco.

• The Dons were picked to finish sixth in the preseason coaches poll that was announced at the WCC Tip-Off event held at the Orleans Arena. The Dons finished in fourth last season, going 9-7 in conference play.



KHALIL SHABAZZ (Kuh-leel Shu-BAZZ like razz)

R-Sophomore • Guard • 6-1 • 170 • Seattle, Wash. • Rainier Beach HS • Central Washington

SEASON STATS

PPG	RPG	APG	FG%	3FG%	FT%
10.2	3.3	1.3	.419	.387	.755

LAST GAME vs. Pacific (Feb. 6, 2020)

MIN	PTS	REBS	ASTS	BLKS	STLS
18	7	2	1	0	2

One of four Dons averaging 10.2 points or better...went for a career-high 32 points against BYU on Jan. 25, going 10-for-10 from the field and 6-for-6 from beyond the arc...first player to go for 30 or more at USF since Ronnie Boyce III on 3/4/17...the Dons are 7-3 when Shabazz scores in double figures...has shot .500 or better from 3-point range 10 times this season, the Dons are 6-4 in those games...had made three or more 3-point field goals seven times, USF is 5-2 in those games.

Career Honors

- GNAC Freshman of the Year (2017-18)
- GNAC Honorable Mention Team (2017-18)

Season Highs

Points	32	vs. BYU (1/25/20)
Minutes	27	vs. Harvard (12/30/19)
Field Goals Made	10	vs. BYU (1/25/20)
Field Goal Attempts	12	2x last vs. Arizona State (1/3/19)
3-Point Field Goals Made	6	vs. BYU (1/25/20)
3-Point Field Goal Attempts	10	Sonoma State (11/05/19)
Free Throws Made	6	vs. BYU (1/25/20)
Free Throw Attempts	7	vs. BYU (1/25/20)
Rebounds	10	Yale (11/11/19)
Assists	4	vs. Harvard (12/30/19)
Blocks	--	--
Steals	4	2x last at Stanford (12/17/19)

Career Highs (*Central Washington)

Points	32	vs. BYU (1/25/20)
Minutes	*39	vs. Saint Martin's (03/01/18)
Field Goals Made	10	2x last vs. BYU (1/25/20)
Field Goal Attempts	*20	vs. Cal State San Bernardino (11/10/17)
3-Point Field Goals Made	6	2x last BYU (1/25/20)
3-Point Field Goal Attempts	10	vs. Sonoma State (11/5/19)
Free Throws Made	*9	vs. Hawaii-Hilo (11/17/17)
Free Throw Attempts	*11	vs. Hawaii-Hilo (11/17/17)
Rebounds	*13	vs. Saint Martin's (03/01/18)
Assists	*7	Alaska (01/13/18)
Blocks	-	-
Steals	*5	Western Washington (02/01/18)

Miscellaneous (*at Central Washington)

	*Fr.	RSo.	Car
Double-Double	1	1	2
10+ Points	19	11	32
20+ Points	10	1	11
30+ Points	0	1	1
5+ Rebounds	15	7	22
10+ Rebounds	1	1	2
5+ Assists	1	0	1
3+ 3PT FG	7	6	13
3+ Steals	13	4	17
2+ Blocks	0	0	0
Led Team in Pts	10	3	13
Led Team in Reb.	1	0	1
Led Team in Ast.	0	2	2
Led Team in Steals	-	9	9

Game-by-Game Totals

Game	Min	FG-FGA	PCT	3PT-A	PCT	FT-A	PCT	O-D-T	PF	A	TO	BLK	ST	TP
Sonoma State	21	5-11	.455	5-10	.500	0-0	.000	3-4-7	3	3	1	0	1	15
Princeton	17	3-8	.375	1-3	.333	0-0	.000	1-5-6	2	0	1	0	0	7
Yale	20	5-9	.556	3-5	.600	4-6	.667	3-7-10	2	3	0	0	2	17
at Southern Illinois	25	5-12	.417	1-6	.167	2-2	1.000	1-2-3	2	0	0	0	0	13
CSU Bakersfield	19	3-9	.333	2-4	.500	0-0	.000	1-1-2	0	3	3	0	2	8
Sam Houston State	12	2-6	.333	1-4	.250	0-0	.000	2-1-3	2	1	0	0	1	5
Hampton	24	3-9	.333	3-7	.429	5-5	1.000	1-2-3	2	1	0	0	2	14
at Hawaii	21	0-4	.000	0-2	.000	1-2	.500	0-0-0	4	1	0	0	1	1
Arizona State	21	5-12	.417	3-5	.600	2-2	1.000	0-1-1	2	1	1	0	2	15
California	21	1-3	.333	1-3	.333	2-3	.667	0-4-4	4	1	3	0	2	5
at Cal State Fullerton	15	4-8	.500	0-2	.000	0-0	.000	1-1-2	3	1	0	0	4	8
at Stanford	12	2-8	.250	0-4	.000	1-2	.500	0-2-2	4	0	4	0	4	5
UC Davis	9	1-2	.500	1-2	.500	2-2	1.000	0-1-1	3	1	0	0	0	5
at Fresno State	15	6-9	.667	4-5	.800	1-2	.500	0-2-2	3	0	0	0	1	17
Harvard	27	6-9	.667	2-4	.500	2-3	.667	0-1-1	5	4	1	0	3	16
Saint Mary's	28	4-9	.444	3-5	.600	0-0	.000	0-5-5	5	2	1	0	4	11
at Portland	25	3-9	.333	2-6	.333	0-0	.000	1-6-7	5	0	3	0	2	8
Santa Clara	21	2-5	.400	2-4	.500	0-0	.000	0-5-5	0	2	2	0	0	6
at Pacific	16	1-2	.500	0-1	.000	0-0	.000	0-0-0	1	1	0	0	0	2
Loyola Marymount	17	2-8	.250	2-7	.286	0-0	.000	1-3-4	0	2	0	0	0	6
at Saint Mary's	26	2-9	.222	2-7	.286	0-0	.000	1-0-1	4	2	1	0	0	6
BYU	25	10-10	1.000	6-6	1.000	6-7	.857	0-6-6	2	1	3	0	1	32
at San Diego	25	5-10	.500	1-3	.333	4-8	.500	0-3-3	3	1	1	0	3	15
²⁴ Gonzaga	27	4-11	.364	1-7	.143	3-4	.750	1-2-3	1	0	0	0	3	12
Pacific	18	1-11	.091	0-7	.000	5-5	1.000	0-2-2	4	1	0	0	2	7
at BYU														
at Santa Clara														
at Gonzaga														
Pepperdine														
Portland														
at Loyola Marymount														

CAREER YEAR-BY-YEAR STATISTICS (*at Central Washington)

Year	GP	GS	Min	Avg	FG	FGA	Pct	3FG	3FGA	Pct	FT	FTA	Pct	Off	Def	Tot	Avg	PF	FO	Ast	TO	Blk	Stl	Pts	Avg		
2017-18*	26	24	728	28.0	136	304	.447	41	98	.418	86	110	.782	26	107	133	5.1	68	0	84	62	0	60	399	15.3		
2018-19																											
REDSHIRT YEAR																											
2019-20	25	2	507	20.3	85	203	.419	46	119	.387	40	53	.755	17	66	83	3.3	66	3	32	25	0	40	256	10.2		
TOTAL	51	26	1235	24.2	221	507	.436	87	217	.401	126	163	.773	43	173	216	4.2	134	3	116	87	0	100	655	12.8		



JAMAREE BOUYEA (Juh-mar-ee BOO-yay)

Junior • Guard • 6-1 • 155 • Seaside, Calif. • Palma HS

SEASON STATS

PPG	RPG	APG	FG%	3FG%	FT%
13.5	4.2	3.6	.531	.340	.617

LAST GAME vs. Pacific (Feb. 6, 2020)

MIN	PTS	REBS	ASTS	BLKS	STLS
30	4	2	3	0	2

Second on the team, averaging 13.5 points per game...has tallied career-highs across the board...finished with a career-high 23 points in the win over BYU...the 23 point performance against BYU is his second 20 point game of his career...the Dons are 11-7 this season when JB finishes with 10 or more...has 20 blocks on the year which leads the team...scored his 600th career point against Gonzaga on Saturday - he is one of four active players on USF with 600 career points or more.

Career Honors

Season Highs

Points	23	vs. BYU (1/25/20)
Minutes	43	vs. Harvard (12/30/19)
Field Goals Made	10	vs. BYU (1/25/20)
Field Goal Attempts	15	2x last vs. BYU (1/25/20)
3-Point Field Goals Made	4	at Saint Mary's (1/23/20)
3-Point Field Goal Attempts	7	at Saint Mary's (1/23/20)
Free Throws Made	5	at Hawaii (11/29/19)
Free Throw Attempts	7	vs. UC Davis (12/21/19)
Rebounds	11	Yale (11/11/19)
Assists	8	CSU Bakersfield (11/19/19)
Blocks	5	vs. Santa Clara (1/9/20)
Steals	5	at San Diego (1/30/20)

Career Highs

Pts.	23	vs. BYU (1/25/20)
Minutes	43	vs. Harvard (12/30/19)
FGs Made	10	vs. BYU (1/25/20)
Field Goal Attempts	15	2x last vs. BYU (1/25/20)
3-Point Field Goals Made	4	at Saint Mary's (1/23/20)
3-Point Field Goal Attempts	7	at Saint Mary's (1/23/20)
Free Throws Made	5	at Hawaii (11/29/19)
Free Throw Attempts	7	vs. UC Davis (12/21/19)
Rebounds	11	Yale (11/11/19)
Assists	8	CSU Bakersfield (11/19/19)
Blocks	5	vs. Santa Clara (1/9/20)
Steals	5	at San Diego (1/30/20)

Miscellaneous

	Fr.	So.	Jr.	Car
Double-Double	0	0	1	1
10+ Points	1	5	18	24
20+ Points	0	0	2	2
30+ Points	0	0	0	0
5+ Rebounds	3	6	11	20
10+ Rebounds	0	0	1	1
5+ Assists	0	0	8	8
3+ 3PT FG	1	0	3	4
3+ Steals	2	4	8	14
2+ Blocks	2	3	5	10
Led Team in Pts	0	1	6	7
Led Team in Reb.	1	1	2	2
Led Team in Ast.	2	1	15	18

Game-by-Game Totals

Game	Min	FG-FGA	PCT	3PT-A	PCT	FT-A	PCT	O-D-T	PF	A	TO	BLK	ST	TP
Sonoma State	24	3-5	.600	1-3	.333	0-0	.000	0-5-5	2	4	0	0	2	7
Princeton	34	7-15	.467	2-6	.333	3-4	.750	1-6-7	2	3	2	1	0	19
Yale	38	8-12	.667	2-5	.400	3-4	.750	1-10-11	3	2	1	0	1	21
at Southern Illinois	34	3-10	.300	1-5	.200	1-1	1.000	2-7-9	0	7	2	0	3	8
CSU Bakersfield	29	6-7	.857	1-1	1.000	4-5	.800	0-2-2	0	8	1	0	4	17
Sam Houston State	32	6-11	.545	1-3	.333	2-3	.667	0-2-2	1	5	2	0	2	15
Hampton	31	7-11	.636	2-4	.500	0-4	.000	2-5-7	2	5	1	0	0	16
at Hawaii	31	6-8	.750	1-3	.333	5-6	.833	0-1-1	4	2	2	0	1	18
Arizona State	36	7-11	.636	1-2	.500	2-2	1.000	1-1-2	1	2	1	2	2	17
California	32	4-8	.500	1-3	.333	1-3	.333	0-3-3	2	3	1	2	0	10
at Cal State Fullerton	25	4-6	.667	3-3	1.000	0-0	.000	0-1-1	0	6	1	0	2	11
at Stanford	33	7-11	.636	1-4	.250	0-0	.000	1-1-2	2	4	3	0	3	15
UC Davis	31	7-10	.700	2-4	.500	3-7	.429	1-2-3	4	5	4	2	3	19
at Fresno State	38	3-8	.375	1-6	.167	2-4	.500	1-4-5	2	4	0	1	2	9
Harvard	43	7-17	.412	2-6	.333	0-0	.000	2-3-5	3	2	4	0	2	16
Saint Mary's	38	5-11	.455	0-3	.000	3-4	.750	1-4-5	2	1	1	1	2	13
at Portland	36	3-8	.375	1-4	.250	0-0	.000	0-2-2	1	7	5	2	1	7
Santa Clara	34	4-7	.571	0-2	.000	2-2	1.000	1-5-6	3	3	3	5	0	10
at Pacific	31	2-10	.200	0-4	.000	1-2	.500	0-5-5	1	3	4	0	0	5
Loyola Marymount	33	3-5	.600	1-3	.333	3-4	.750	0-1-1	1	2	3	0	3	10
at Saint Mary's	37	7-14	.500	4-7	.571	1-1	1.000	0-3-3	1	0	4	1	4	19
BYU	37	10-15	.667	3-6	.500	0-0	.000	0-4-4	3	5	1	1	3	23
at San Diego	32	4-9	.444	1-2	.500	0-0	.000	0-7-7	2	0	6	0	5	9
22Gonzaga	31	5-12	.417	0-5	.000	1-4	.250	2-1-3	2	3	4	2	1	11
Pacific	30	1-7	.143	0-2	.000	2-2	1.000	0-2-2	1	3	2	0	2	4
at BYU														
at Santa Clara														
at Gonzaga														
Pepperdine														
Portland														
at Loyola Marymount														

CAREER YEAR-BY-YEAR STATISTICS

Year	GP	GS	Min	Avg	FG	FGA	Pct	3FG	3FGA	Pct	FT	FTA	Pct	Off	Def	Tot	Avg	PF	FO	Ast	TO	Blk	Stl	Pts	Avg
2017-18	36	10	481	13.4	33	101	.327	9	39	.231	15	22	.682	9	51	60	1.7	41	0	33	28	10	25	90	2.5
2018-19	31	0	714	23.0	70	150	.467	19	62	.306	34	52	.654	5	96	101	3.3	48	1	40	29	15	27	193	6.2
2019-20	25	25	830	33.2	129	248	.520	32	96	.333	39	62	.629	16	87	103	4.1	45	0	89	58	20	48	329	13.2
TOTAL	92	35	2025	22.0	232	499	.465	60	197	.305	88	136	.647	30	234	264	2.9	134	1	162	115	45	100	612	6.7



JUSTIN BIEKER

Freshman • Guard/Forward • 6-5 • 170 • Portland, Ore. • Jesuit HS

SEASON STATS

PPG	RPG	APG	FG%	3FG%	FT%
--	--	--	--	--	--

LAST GAME

MIN	PTS	REBS	ASTS	BLKS	STLS
--	--	--	--	--	--

Red-shirting the 2019-20 season...a three-time letter winner for Jesuit High School, in his senior season he led the Crusaders to a 6A State Championship...he led the team in every statistical category including field goal percentage, 3-point field goal percentage, points, rebounds, steals, assists, and blocks shots...that season he averaged 18 points and seven rebounds per game...named the Oregon 6A State Tournaments "Most Outstanding Player" by blog Max Hoops.

Career Honors

Season Highs

Pts.	--
Minutes	--
FGs Made	--
Field Goal Attempts	--
3-Point Field Goals Made	--
3-Point Field Goal Attempts	--
Free Throws Made	--
Free Throw Attempts	--
Rebounds	--
Assists	--
Blocks	--
Steals	--

Career Highs

Pts.	--
Minutes	--
FGs Made	--
Field Goal Attempts	--
3-Point Field Goals Made	--
3-Point Field Goal Attempt	--
Free Throws Made	--
Free Throw Attempts	--
Rebounds	--
Assists	--
Blocks	--
Steals	--

Miscellaneous

	Fr.	Car
Double-Double		
10+ Points		
20+ Points		
30+ Points		
5+ Rebounds		
10+ Rebounds		
5+ Assists		
3+ 3PT FG		
3+ Steals		
2+ Blocks		
Led Team in Pts		
Led Team in Reb.		
Led Team in Ast.		
Led Team in Steals		
Led Team in Blocks		

Game-by-Game Totals

Game	Min	FG-FGA	PCT	3PT-A	PCT	FT-A	PCT	O-D-T	PF	A	TO	BLK	ST	TP
Sonoma State						DNP								
Princeton						DNP								
Yale						DNP								
at Southern Illinois						DNP								
CSU Bakersfield						DNP								
Sam Houston State						DNP								
Hampton						DNP								
at Hawaii						DNP								
Arizona State						DNP								
California						DNP								
at Cal State Fullerton						DNP								
at Stanford						DNP								
UC Davis						DNP								
at Fresno State						DNP								
Harvard						DNP								
Saint Mary's						DNP								
at Portland						DNP								
Santa Clara						DNP								
at Pacific						DNP								
Loyola Marymount						DNP								
at Saint Mary's						DNP								
BYU						DNP								
at San Diego						DNP								
Gonzaga						DNP								
Pacific						DNP								
at BYU						DNP								
at Santa Clara						DNP								
at Gonzaga						DNP								
Pepperdine						DNP								
Portland						DNP								
at Loyola Marymount						DNP								
TOTAL														

CAREER YEAR-BY-YEAR STATISTICS

Year	GP	GS	Min	Avg	FG	FGA	Pct	3FG	3FGA	Pct	FT	FTA	Pct	Off	Def	Tot	Avg	PF	FO	Ast	TO	Blk	Stl	Pts	Avg
2019-20																									
TOTAL																									



ISAIAH HAWTHORNE

Freshman • Forward • 6-8 • 175 • Tracy, Calif. • Tracy HS

SEASON STATS

PPG	RPG	APG	FG%	3FG%	FT%
--	--	--	--	--	--

LAST GAME

MIN	PTS	REBS	ASTS	BLKS	STLS
--	--	--	--	--	--

Red-shirting the 2019-20 season...rated a three-star prospect according to Rivals.com and 247sports.com...according to NorCal Preps he's a four-star prospect and rated the No. 1 prospect in Northern California...a four-time letter winner for the Tracy High School...he averaged 13.8 points per game and 8.3 rebounds per game in his high school career...in his senior campaign, he averaged 19.2 points per game and 9.4 rebounds per game.

Career Honors

Season Highs

Pts.	--	--
Minutes	--	--
FGs Made	--	--
Field Goal Attempts	--	--
3-Point Field Goals Made	--	--
3-Point Field Goal Attempts	--	--
Free Throws Made	--	--
Free Throw Attempts	--	--
Rebounds	--	--
Assists	--	--
Blocks	--	--
Steals	--	--

Career Highs

Pts.	--	--
Minutes	--	--
FGs Made	--	--
Field Goal Attempts	--	--
3-Point Field Goals Made	--	--
3-Point Field Goal Attempt	--	--
Free Throws Made	--	--
Free Throw Attempts	--	--
Rebounds	--	--
Assists	--	--
Blocks	--	--
Steals	--	--

Miscellaneous

	Fr.	Car
Double-Double		
10+ Points		
20+ Points		
30+ Points		
5+ Rebounds		
10+ Rebounds		
5+ Assists		
3+ 3PT FG		
3+ Steals		
2+ Blocks		
Led Team in Pts		
Led Team in Reb.		
Led Team in Ast.		
Led Team in Steals		
Led Team in Blocks		

Game-by-Game Totals

Game	Min	FG-FGA	PCT	3PT-A	PCT	FT-A	PCT	O-D-T	PF	A	TO	BLK	ST	TP
Sonoma State						DNP								
Princeton						DNP								
Yale						DNP								
at Southern Illinois						DNP								
CSU Bakersfield						DNP								
Sam Houston State						DNP								
Hampton						DNP								
at Hawaii						DNP								
Arizona State						DNP								
California						DNP								
at Cal State Fullerton						DNP								
at Stanford						DNP								
UC Davis						DNP								
at Fresno State						DNP								
Harvard						DNP								
Saint Mary's						DNP								
at Portland						DNP								
Santa Clara						DNP								
at Pacific						DNP								
Loyola Marymount						DNP								
at Saint Mary's						DNP								
BYU						DNP								
at San Diego						DNP								
Gonzaga						DNP								
Pacific						DNP								
at BYU						DNP								
at Santa Clara						DNP								
at Gonzaga						DNP								
Pepperdine						DNP								
Portland						DNP								
at Loyola Marymount						DNP								
TOTAL														

CAREER YEAR-BY-YEAR STATISTICS

Year	GP	GS	Min	Avg	FG	FGA	Pct	3FG	3FGA	Pct	FT	FTA	Pct	Off	Def	Tot	Avg	PF	FO	Ast	TO	Blk	Stl	Pts	Avg
2019-20																									
TOTAL																									



JIMBO LULL

Senior • Center • 7-0 • 252 • Manhattan Beach, Calif. • New Hampton School

SEASON STATS

PPG	RPG	APG	FG%	3FG%	FT%
11.4	6.9	0.9	.569	.333	.757

LAST GAME vs. Pacific (Feb. 6, 2020)

MIN	PTS	REBS	ASTS	BLKS	STLS
34	15	10	0	1	0

Posting career-bests in minutes (27.8), points (11.3) and rebounds per game (6.8)...has started 61 games - the Dons are 41-20 in those contests...has 12 games in double figures this year the Dons are 8-4 in those contests...has three 20-game performances, USF is just 1-2 in those games...grabbed his 500th career rebound against No. 2 Gonzaga last Saturday...recorded his fourth career double-double against Pacific with 15 pts and 10 reb...is two points shy of his 800th career point.

Career Honors

Season Highs

Points	24	at Hawaii (11/29/19)
Minutes	36	Saint Mary's (1/2/20)
Field Goals Made	9	at Hawaii (11/29/19)
Field Goal Attempts	15	at Hawaii (11/29/19)
3-Point Field Goals Made	3	at Hawaii (11/29/19)
3-Point Field Goal Attempts	4	at Hawaii (11/29/19)
Free Throws Made	6	vs. Cal (12/4/19)
Free Throw Attempts	7	vs. Cal (12/4/19)
Rebounds	11	Princeton (11/09/19)
Assists	3	at Southern Illinois (11/16/19)
Blocks	3	vs. Santa Clara (1/9/20)
Steals	2	Sam Houston State (11/23/19)

Career Highs

Points	24	at Hawaii (11/29/19)
Minutes	36	Saint Mary's (1/2/20)
Field Goals Made	9	at Hawaii (11/29/19)
Field Goal Attempts	15	at Hawaii (11/29/19)
3-Point Field Goals Made	3	at Hawaii (11/29/19)
3-Point Field Goal Attempts	4	at Hawaii (11/29/19)
Free Throws Made	6	vs. Cal (12/4/19)
Free Throw Attempts	7	vs. Cal (12/4/19)
Rebounds	15	Stanford (12/22/18)
Assists	2	Loyola Marymount (03/02/19)
Blocks	3	vs. Santa Clara (1/9/20)
Steals	2	Sam Houston State (11/23/19)

Miscellaneous

	Fr.	So.	Jr.	Sr.	Car
Double-Double	0	0	1	3	4
10+ Points	1	5	13	12	31
20+ Points	0	0	0	3	3
30+ Points	0	0	0	0	0
5+ Rebounds	2	9	17	19	46
10+ Rebounds	0	0	1	4	5
5+ Assists	0	0	0	0	0
3+ 3PT FG	0	0	0	1	1
3+ Steals	0	0	0	0	0
2+ Blocks	1	3	2	2	8
Led Team in Pts	0	0	2	4	6
Led Team in Reb.	1	4	6	11	22
Led Team in Ast.	0	0	0	0	0

Game-by-Game Totals

Game	Min	FG-FGA	PCT	3PT-A	PCT	FT-A	PCT	O-D-T	PF	A	TO	BLK	ST	TP
Sonoma State	20	3-4	.750	0-0	.000	3-4	.750	2-3-5	0	1	1	1	1	9
Princeton	24	6-10	.600	0-0	.000	3-5	.600	8-3-11	4	1	2	0	0	15
Yale	35	3-9	.333	0-0	.000	2-2	1.000	2-4-6	3	0	3	1	0	8
at Southern Illinois	31	5-6	.833	1-1	1.000	0-0	.000	2-6-8	2	3	0	2	0	11
CSU Bakersfield	29	2-5	.400	1-1	1.000	0-0	.000	1-5-6	1	2	2	1	0	5
Sam Houston State	27	5-7	.714	0-0	.000	4-5	.800	2-4-6	3	3	4	0	2	14
Hampton	28	6-12	.500	0-1	.000	4-5	.800	5-4-9	3	2	3	0	1	16
at Hawaii	33	9-15	.600	3-4	.750	3-5	.600	2-8-10	1	0	0	1	1	24
Arizona State	34	2-6	.333	0-1	.000	1-2	.500	3-8-11	3	0	1	2	1	5
California	27	7-10	.700	0-0	.000	6-7	.857	4-4-8	4	1	3	0	0	20
at Cal State Fullerton	24	6-9	.667	0-2	.000	2-2	1.000	2-6-8	1	0	2	0	0	14
at Stanford	30	1-2	.500	0-1	.000	0-0	.000	0-3-3	4	1	1	1	1	2
UC Davis	31	7-10	.700	0-0	.000	2-2	1.000	2-4-6	3	1	1	0	2	16
at Fresno State	27	3-6	.500	0-0	.000	1-2	.500	2-4-6	2	1	0	0	0	7
Harvard	35	5-8	.625	1-1	1.000	6-6	1.000	4-5-9	2	2	3	1	0	17
Saint Mary's	36	3-9	.333	0-3	.000	3-5	.600	2-7-9	2	0	2	0	0	9
at Portland	23	9-11	.818	2-3	.667	0-0	.000	2-4-6	4	1	2	1	0	20
Santa Clara	23	3-6	.500	0-2	.000	1-2	.500	3-3-6	2	0	1	3	1	7
at Pacific	33	5-12	.417	0-2	.000	3-3	1.000	5-4-9	3	0	4	0	2	13
Loyola Marymount	25	4-5	.800	0-1	.000	0-0	.000	0-3-3	2	1	1	1	0	8
at Saint Mary's	30	2-4	.500	0-1	.000	0-1	.000	2-4-6	0	2	2	0	0	4
BYU	23	2-4	.500	0-0	.000	2-2	1.000	1-1-2	0	1	0	0	0	6
at San Diego	26	5-9	.556	0-0	.000	5-7	.714	4-3-7	3	1	2	1	0	15
²² Gonzaga	13	2-3	.667	0-0	.000	2-2	1.000	1-2-3	5	0	1	1	0	6
Pacific	34	7-15	.467	1-3	.333	0-1	.000	1-9-10	2	0	1	1	0	15
at BYU														
at Santa Clara														
at Gonzaga														
Pepperdine														
Portland														
at Loyola Marymount														

CAREER YEAR-BY-YEAR STATISTICS

Year	GP	GS	Min	Avg	FG	FGA	Pct	3FG	3FGA	Pct	FT	FTA	Pct	Off	Def	Tot	Avg	PF	FO	Ast	TO	Blk	Stl	Pts	Avg
2016-17	32	6	400	12.5	44	77	.571	3	13	.231	24	33	.727	21	57	78	2.4	64	1	15	29	8	8	115	3.6
2017-18	31	1	341	11.0	56	99	.566	1	12	.083	21	32	.656	30	64	94	3.0	53	1	9	31	18	5	134	4.3
2018-19	31	30	596	19.2	110	182	.604	0	1	.000	43	59	.729	67	98	165	5.3	75	3	21	30	15	7	263	8.5
2019-20	25	25	701	28.0	112	197	.569	9	27	.333	53	70	.757	62	111	173	6.9	59	1	24	42	18	12	286	11.4
TOTAL	119	62	2038	17.1	322	555	.580	13	53	.245	141	194	.727	180	330	510	4.3	251	6	69	132	59	32	798	6.7



JOSH KUNEN (Koo-nen)

Freshman • Forward • 6-8 • 200 • Melbourne, Australia • Centre of Excellence

SEASON STATS

PPG	RPG	APG	FG%	3FG%	FT%
5.1	6.2	1.2	.484	.273	.903

LAST GAME vs. Pacific (Feb. 6, 2020)

MIN	PTS	REBS	ASTS	BLKS	STLS
15	2	2	1	2	0

The freshman from outside of Melbourne, Australia...he is averaging 6.0 rebounds per game which is second on the team... Kunen is one of five international players on the Dons' roster in 2018-19...he is 28-for-31 (.903) to begin his career at the charity stripe...recorded his second career double-double in the win over Santa Clara scoring 13 points and grabbing a game-high 12 rebounds.

Career Honors

Season Highs

Points	16	UC Davis (12/21/19)
Minutes	29	Sam Houston State (11/23/19)
Field Goals Made	6	vs. Santa Clara (1/9/20)
Field Goal Attempts	6	2x, last vs. Santa Clara (1/9/20)
3-Point Field Goals Made	1	vs. Santa Clara (1/9/20)
3-Point Field Goal Attempts	2	vs. Cal (12/4/19)
Free Throws Made	8	vs. UC Davis (12/21/19)
Free Throw Attempts	8	vs. UC Davis (12/21/19)
Rebounds	12	vs. Santa Clara (1/9/20)
Assists	5	vs. UC Davis (12/21/19)
Blocks	2	vs. Pacific (2/6/20)
Steals	2	Sonoma State (11/05/19)

Career Highs

Points	16	UC Davis (12/21/19)
Minutes	29	Sam Houston State (11/23/19)
Field Goals Made	6	vs. Santa Clara (1/9/20)
Field Goal Attempts	6	2x, last vs. Santa Clara (1/9/20)
3-Point Field Goals Made	1	vs. Santa Clara (1/9/20)
3-Point Field Goal Attempts	2	vs. Cal (12/4/19)
Free Throws Made	8	vs. UC Davis (12/21/19)
Free Throw Attempts	8	vs. UC Davis (12/21/19)
Rebounds	12	vs. Santa Clara (1/9/20)
Assists	5	vs. UC Davis (12/21/19)
Blocks	2	vs. Pacific (2/6/20)
Steals	2	Sonoma State (11/05/19)

Miscellaneous

	Fr.	Car
Double-Double	2	2
10+ Points	4	4
20+ Points	0	0
30+ Points	0	0
5+ Rebounds	16	16
10+ Rebounds	2	2
5+ Assists	1	1
3+ 3PT FG	0	0
3+ Steals	0	0
2+ Blocks	1	1
Led Team in Pts	0	0
Led Team in Reb.	3	3
Led Team in Ast.	1	1

Game-by-Game Totals

Game	Min	FG-FGA	PCT	3PT-A	PCT	FT-A	PCT	O-D-T	PF	A	TO	BLK	ST	TP
Sonoma State	22	4-5	.800	0-0	.000	1-1	1.000	3-4-7	1	3	3	0	2	9
Princeton	24	2-4	.500	0-0	.000	2-2	1.000	1-6-7	2	1	1	0	0	6
Yale	21	1-3	.333	0-1	.000	2-2	1.000	0-4-4	1	0	2	0	0	4
at Southern Illinois	25	3-6	.500	0-1	.000	1-2	.500	3-5-8	2	1	2	0	2	7
CSU Bakersfield	20	0-1	.000	0-0	.000	0-0	.000	2-5-7	1	0	2	1	0	0
Sam Houston State	29	0-1	.000	0-1	.000	4-4	1.000	1-7-8	2	2	1	0	0	4
Hampton	20	0-0	.000	0-0	.000	0-0	.000	2-4-6	4	1	3	1	0	0
at Hawaii	21	3-3	1.000	0-0	.000	0-0	.000	1-3-4	5	0	3	0	0	6
Arizona State	24	4-5	.800	0-0	.000	2-2	1.000	2-8-10	3	1	5	0	0	10
California	20	0-3	.000	0-2	.000	0-0	.000	1-6-7	4	2	1	0	0	0
at Cal State Fullerton	26	2-4	.500	0-0	.000	0-0	.000	1-3-4	2	0	2	0	1	4
at Stanford	19	0-5	.000	0-1	.000	0-0	.000	2-4-6	3	0	6	0	1	0
UC Davis	24	4-7	.571	0-1	.000	8-8	1.000	2-5-7	3	5	0	0	1	16
at Fresno State	23	0-2	.000	0-0	.000	0-0	.000	1-2-3	4	1	1	1	0	0
Harvard	20	0-1	.000	0-0	.000	0-0	.000	0-3-3	3	1	3	0	0	0
Saint Mary's	17	0-2	.000	0-0	.000	0-0	.000	3-2-5	1	0	1	0	0	0
at Portland	29	1-2	.500	0-0	.000	3-4	.750	6-3-9	2	0	3	0	2	5
Santa Clara	27	6-6	1.000	1-1	1.000	0-0	.000	5-7-12	4	3	3	1	1	13
at Pacific	25	4-7	.571	1-2	.500	1-2	.500	4-4-8	5	3	0	1	0	10
Loyola Marymount	31	1-5	.200	1-5	.200	0-0	.000	0-5-5	3	4	2	0	0	3
at Saint Mary's	31	3-5	.600	0-1	.000	0-0	.000	4-3-7	3	0	2	0	0	6
BYU	22	3-8	.375	2-5	.400	0-0	.000	1-4-5	3	0	3	0	0	8
at San Diego	9	1-1	1.000	0-0	.000	0-0	.000	1-2-3	4	1	1	0	0	2
²² Gonzaga	24	2-5	.400	1-1	1.000	4-4	1.000	1-2-3	5	0	0	0	0	9
Pacific	15	1-4	.250	0-0	.000	0-0	.000	0-2-2	1	1	1	2	0	2
at BYU														
at Santa Clara														
at Gonzaga														
Pepperdine														
Portland														
at Loyola Marymount														

CAREER YEAR-BY-YEAR STATISTICS

Year	GP	GS	Min	Avg	FG	FGA	Pct	3FG	3FGA	Pct	FT	FTA	Pct	Off	Def	Tot	Avg	PF	FO	Ast	TO	Blk	Stl	Pts	Avg
2019-20	25	20	568	22.7	45	95	.474	6	22	.273	28	31	.903	47	103	150	6.0	71	3	30	51	7	10	124	5.0
TOTAL	25	20	568	22.7	45	95	.474	6	22	.273	28	31	.903	47	103	150	6.0	71	3	30	51	7	10	124	5.0

REMU RAITANEN (Ray-moo Right-uh-nin)

Senior • Forward • 6-9 • 200 • Helsinki, Finland. • Helsinki Basketball Academy

SEASON STATS

PPG	RPG	APG	FG%	3FG%	FT%
5.2	3.1	0.7	.423	.362	.857

LAST GAME vs. Pacific (Feb. 6, 2020)

MIN	PTS	REBS	ASTS	BLKS	STLS
17	0	3	0	0	0

His 5.5 points per game is sixth on the team...through 24 games is putting up career bests in points per game...one of five international players for the Dons in 2019-20...posted a 4.0 GPA in the fall, one of two Dons to record a 4.0 gpa last semester...played a career-high 34 minutes in the win over USD on Thursday...scored 11 points in 16 minutes against No. 2 Gonzaga.



Career Honors

- NABC Honors Court - 2018-19

Season Highs

Points	19	CSU Bakersfield (11/19/19)
Minutes	34	at San Diego (1/30/20)
Field Goals Made	5	CSU Bakersfield (11/19/19)
Field Goal Attempts	7	CSU Bakersfield (11/19/19)
3-Point Field Goals Made	5	CSU Bakersfield (11/19/19)
3-Point Field Goal Attempts	5	CSU Bakersfield (11/19/19)
Free Throws Made	4	CSU Bakersfield (11/19/19)
Free Throw Attempts	5	CSU Bakersfield (11/19/19)
Rebounds	6	3x last vs. Arizona State (12/03/19)
Assists	2	Yale (11/11/19)
Blocks	2	at Southern Illinois (11/16/19)
Steals	1	CSU Bakersfield (11/19/19)

Career Highs

Points	19	CSU Bakersfield (11/19/19)
Minutes	34	at San Diego (1/30/20)
Field Goals Made	5	CSU Bakersfield (11/19/19)
Field Goal Attempts	7	2x last Sonoma State (11/05/19)
3-Point Field Goals Made	5	CSU Bakersfield (11/19/19)
3-Point Field Goal Attempts	6	at BYU (02/21/19)
Free Throws Made	5	Maine (11/10/18)
Free Throw Attempts	6	Maine (11/10/18)
Rebounds	12	Long Beach State (11/10/17)
Assists	4	2x last at UC Davis (11/06/18)
Blocks	2	at Southern Illinois (11/16/19)
Steals	3	Portland (01/24/19)

Miscellaneous

	Fr.	So.	Jr.	Sr.	Car
Double-Double	0	0	0	0	0
10+ Points	4	3	2	5	14
20+ Points	0	0	0	0	0
30+ Points	0	0	0	0	0
5+ Rebounds	12	6	3	5	26
10+ Rebounds	0	1	0	0	1
5+ Assists	0	0	0	0	0
3+ 3PT FG	3	2	1	1	7
3+ Steals	0	0	1	0	1
2+ Blocks	0	0	0	2	2
Led Team in Pts	0	0	0	1	1
Led Team in Reb.	5	3	0	0	8
Led Team in Ast.	0	0	0	0	0

Game-by-Game Totals

Game	Min	FG-FGA	PCT	3PT-A	PCT	FT-A	PCT	O-D-T	PF	A	TO	BLK	ST	TP
Sonoma State	16	4-7	.571	1-4	.250	2-2	1.000	4-2-6	1	1	1	1	0	11
Princeton	11	1-3	.333	0-2	.000	0-0	.000	3-2-5	2	0	0	1	0	2
Yale	21	2-7	.286	1-4	.250	4-5	.800	2-2-4	3	2	0	0	1	9
at Southern Illinois	14	1-3	.333	1-2	.500	0-0	.000	3-0-3	4	0	0	2	0	3
CSU Bakersfield	19	5-7	.714	5-5	1.000	4-5	.800	0-3-3	0	1	0	1	1	19
Sam Houston State	19	4-7	.571	2-5	.400	2-3	.667	2-2-4	2	0	1	1	0	12
Hampton	20	3-8	.375	0-4	.000	0-0	.000	2-4-6	2	1	0	0	0	6
at Hawaii	17	0-1	.000	0-1	.000	2-2	1.000	2-0-2	1	1	2	0	1	2
Arizona State	22	1-2	.500	0-1	.000	0-0	.000	2-4-6	0	0	0	1	0	2
California	26	5-11	.455	4-7	.571	1-1	1.000	3-0-3	3	1	0	0	0	15
at Cal State Fullerton	25	2-6	.333	1-4	.250	1-1	1.000	0-4-4	1	1	1	0	0	6
at Stanford	26	1-4	.250	1-4	.250	0-0	.000	0-5-5	2	1	2	0	1	3
UC Davis	15	1-4	.250	1-3	.333	0-0	.000	2-2-4	0	1	0	1	1	3
at Fresno State	15	1-3	.333	1-3	.333	0-0	.000	1-1-2	0	1	1	0	1	3
Harvard	12	0-2	.000	0-1	.000	0-0	.000	0-1-1	0	1	0	0	0	0
Saint Mary's	3	0-1	.000	0-1	.000	0-0	.000	0-0-0	1	0	0	0	0	0
at Portland	10	1-2	.500	0-1	.000	0-0	.000	0-1-1	0	2	1	0	0	2
Santa Clara	16	2-4	.500	2-4	.500	0-0	.000	0-4-4	1	1	0	0	0	6
at Pacific	7	1-1	1.000	1-1	1.000	0-0	.000	0-2-2	2	0	0	0	0	3
Loyola Marymount	4	1-2	.500	0-1	.000	1-1	1.000	0-1-1	1	1	0	0	0	3
at Saint Mary's	6	0-0	.000	0-0	.000	0-0	.000	0-1-1	0	0	0	0	0	0
BYU	17	1-2	.500	1-2	.500	0-0	.000	0-1-1	0	0	0	0	1	3
at San Diego	34	1-3	.333	1-3	.333	4-5	.800	1-1-2	3	1	0	0	2	7
24Gonzaga	16	3-6	.500	2-5	.400	3-3	1.000	2-2-4	3	0	0	0	0	11
Pacific	17	0-1	.000	0-1	.000	0-0	.000	1-2-3	2	0	0	0	0	0
at BYU														
at Santa Clara														
at Gonzaga														
Pepperdine														
Portland														
at Loyola Marymount														

CAREER YEAR-BY-YEAR STATISTICS

Year	GP	GS	Min	Avg	FG	FGA	Pct	3FG	3FGA	Pct	FT	FTA	Pct	Off	Def	Tot	Avg	PF	FO	Ast	TO	Blk	Stl	Pts	Avg
2016-17	33	0	633	19.2	51	127	.402	27	84	.321	20	38	.526	34	84	118	3.6	63	0	22	17	3	12	149	4.5
2017-18	33	3	479	14.5	37	115	.322	22	79	.278	27	33	.818	25	57	82	2.5	39	0	16	18	3	9	123	3.7
2018-19	28	0	275	9.8	31	67	.463	16	44	.364	14	17	.824	14	33	47	1.7	23	0	21	8	2	8	92	3.3
2019-20	24	0	391	16.3	41	96	.427	25	68	.368	24	28	.857	29	45	74	3.1	32	0	17	11	6	11	131	5.5
TOTAL	118	3	1778	15.1	160	405	.395	90	275	.327	85	116	.733	102	219	321	2.7	157	0	76	54	14	40	495	4.2



TREVANTÉ ANDERSON

Sophomore • Guard • 6-2 • 185 • Tacoma, Wash. • Rainier Beach HS

SEASON STATS

PPG	RPG	APG	FG%	3FG%	FT%
3.1	0.4	0.4	.313	.357	.783

LAST GAME vs. Pacific (Feb. 6, 2020)

MIN	PTS	REBS	ASTS	BLKS	STLS
1	0	0	0	0	0

Reserve guard has played in 17 contests for the Dons this season...scored a career-high 12 points against Sonoma State in the 2019-20 debut...hit the single game record breaking 19th 3-point field goal in the Dons the CSU Bakersfield...scored nine points and finished with two steals in 15 minutes of action against Cal State Fullerton.

12

Career Honors

Season Highs

Points	12	Sonoma State (11/05/19)
Minutes	16	Sonoma State (11/05/19)
Field Goals Made	3	Sonoma State (11/05/19)
Field Goal Attempts	7	Sonoma State (11/05/19)
3-Point Field Goals Made	2	Sonoma State (11/05/19)
3-Point Field Goal Attempts	5	Sonoma State (11/05/19)
Free Throws Made	5	CSU Bakersfield (11/19/19)
Free Throw Attempts	6	CSU Bakersfield (11/19/19)
Rebounds	1	Sonoma State (11/05/19)
Assists	2	Sonoma State (11/05/19)
Blocks	--	--
Steals	3	Sonoma State (11/05/19)

Career Highs

Points	12	Sonoma State (11/05/19)
Minutes	17	Maine (11/10/18)
Field Goals Made	3	Sonoma State (11/12/18)
Field Goal Attempts	7	Sonoma State (11/05/19)
3-Point Field Goals Made	3	Sonoma State (11/12/18)
3-Point Field Goal Attempts	5	Sonoma State (11/12/18)
Free Throws Made	5	CSU Bakersfield (11/19/19)
Free Throw Attempts	6	CSU Bakersfield (11/19/19)
Rebounds	2	Sonoma State (11/12/18)
Assists	4	Maine (11/10/18)
Blocks	-	-
Steals	3	Sonoma State (11/05/19)

Miscellaneous

	Fr.	So.	Car
Double-Double	0	0	0
10+ Points	0	1	1
20+ Points	0	0	0
30+ Points	0	0	0
5+ Rebounds	0	0	0
10+ Rebounds	0	0	0
5+ Assists	0	0	0
3+ 3PT FG	1	0	1
3+ Steals	1	0	1
2+ Blocks	0	0	0
Led Team in Pts	0	0	0
Led Team in Reb.	0	0	0
Led Team in Ast.	0	0	0
Led Team in Steals	0	1	1
Led Team in Blocks	0	0	0

Game-by-Game Totals

Game	Min	FG-FGA	PCT	3PT-A	PCT	FT-A	PCT	O-D-T	PF	A	TO	BLK	ST	TP
Sonoma State	17	3-7	.429	2-5	.400	4-4	1.000	0-1-1	0	2	0	0	3	12
Princeton	2	0-1	.000	0-1	.000	0-0	.000	0-0-0	0	0	0	0	0	0
Yale	8	1-3	.333	0-2	.000	1-1	1.000	0-0-0	0	0	0	0	0	3
at Southern Illinois	8	2-2	1.000	1-1	1.000	0-0	.000	0-0-0	3	1	2	0	0	5
CSU Bakersfield	12	1-3	.333	1-1	1.000	5-6	.833	0-0-0	2	1	2	0	1	8
Sam Houston State	8	2-3	.667	1-2	.500	2-2	1.000	0-1-1	0	0	0	0	0	7
Hampton	9	1-3	.333	1-2	.500	0-1	.000	0-1-1	2	0	2	0	0	3
at Hawaii	9	0-2	.000	0-2	.000	0-0	.000	0-0-0	2	1	0	0	0	0
Arizona State	7	1-4	.250	1-2	.500	0-0	.000	0-0-0	2	0	0	0	0	3
California	9	1-5	.200	1-4	.250	0-0	.000	0-0-0	0	1	1	0	0	3
at Cal State Fullerton	15	2-6	.333	1-1	1.000	4-7	.571	1-0-1	2	2	0	0	2	9
at Stanford	7	0-2	.000	0-1	.000	0-0	.000	0-1-1	0	0	0	0	0	0
UC Davis	9	1-4	.250	1-3	.333	0-0	.000	0-0-0	0	0	1	0	0	3
at Fresno State	2	0-0	.000	0-0	.000	0-0	.000	0-1-1	1	0	1	0	0	0
Harvard								DNP						
Saint Mary's	3	0-1	.000	0-0	.000	0-0	.000	0-0-0	0	0	2	0	1	0
at Portland	6	0-1	.000	0-1	.000	2-2	1.000	0-0-0	0	0	0	0	0	2
Santa Clara	2	0-1	.000	0-0	.000	0-0	.000	0-1-1	0	0	0	0	0	0
at Pacific								DNP						
Loyola Marymount								DNP						
at Saint Mary's								DNP						
BYU								DNP						
at San Diego	2	0-0	.000	0-0	.000	0-0	.000	0-1-1	0	0	0	0	0	0
at Gonzaga								DNP						
Pacific	1	0-0	.000	0-0	.000	0-0	.000	0-0-0	0	0	0	0	0	0
at BYU														
at Santa Clara														
at Gonzaga														
Pepperdine														
Portland														
at Loyola Marymount														

CAREER YEAR-BY-YEAR STATISTICS

Year	GP	GS	Min	Avg	FG	FGA	Pct	3FG	3FGA	Pct	FT	FTA	Pct	Off	Def	Tot	Avg	PF	FO	Ast	TO	Blk	Stl	Pts	Avg
2018-19	15	0	90	6.0	12	27	.444	7	16	.438	1	4	.250	1	4	5	0.3	15	0	11	7	0	1	32	2.1
2019-20	19	0	135	7.1	15	48	.313	10	28	.357	18	23	.783	1	7	8	0.4	15	0	8	11	0	7	58	3.1
TOTAL	34	0	225	6.6	27	75	.360	17	44	.386	19	27	.704	2	11	13	0.4	30	0	19	18	0	8	90	2.6

CHARLES MINLEND

R-Junior • Guard • 6-2 • 185 • Concord, N.C. • Fork Union Military Academy

SEASON STATS

PPG	RPG	APG	FG%	3FG%	FT%
14.8	4.6	1.8	.414	.314	.637

LAST GAME vs. Pacific (Feb. 6, 2020)

MIN	PTS	REBS	ASTS	BLKS	STLS
35	13	3	2	1	3

The Dons leading returning scorer...scored his 1,000th point in the 15:20 mark against Saint Mary's...the 38th player in USF history to score 1,000 points...was named the WCC Player of the Week on Jan. 13, also named the CollegelInsider Lou Henson Player of the Week...moved into the top-25 for career points with 1,136 passing John Hegewood (1979-'82).



Career Honors

- Second Team All-WCC - 2019
- NABC Honors Court - 2018-19
- WCC All-Academic First Team - 2019
- WCC All-Freshman Team - 2017
- WCC Player of the Week - Jan. 13, 2020

Career Records at USF

- 1149 career points - 25th all-time

Season Highs

Points	21	2x, last at San Diego (1/30/20)
Minutes	34	at Pacific (1/11/20)
Field Goals Made	9	at San Diego (1/30/20)
Field Goal Attempts	20	at San Diego (1/30/20)
3-Point Field Goals Made	3	Many - last vs. LMU (1/18/20)
3-Point Field Goal Attempts	7	Hampton (11/26/19)
Free Throws Made	7	2x, last vs. UC Davis (12/21/19)
Free Throw Attempts	10	vs. UC Davis (12/21/19)
Rebounds	10	at San Diego (1/30/20)
Assists	7	2x, last vs. UC Davis (12/21/19)
Blocks	4	at San Diego (1/30/20)
Steals	4	2x, last vs. Harvard (12/30/19)

Career Highs

Points	22	San Diego (02/28/19)
Minutes	40	San Diego (02/28/19)
Field Goals Made	9	at San Diego (1/30/20)
Field Goal Attempts	20	at San Diego (1/30/20)
3-Point Field Goals Made	6	at Saint Mary's (02/02/19)
3-Point Field Goal Attempts	8	vs Pepperdine (03/09/19)
Free Throws Made	8	at Pepperdine (01/05/19)
Free Throw Attempts	10	vs. UC Davis (12/21/19)
Rebounds	11	at California (12/05/18)
Assists	7	2x, last vs. UC Davis (12/21/19)
Blocks	4	at San Diego (1/30/20)
Steals	4	2x, last vs. Harvard (12/30/19)

Miscellaneous

	Fr.	So.	Jr.	Car
Double-Double	0	1	1	2
10+ Points	17	26	21	64
20+ Points	1	4	3	8
30+ Points	0	0	0	0
5+ Rebounds	1	14	13	28
10+ Rebounds	0	1	1	2
5+ Assists	0	0	1	1
3+ 3PT FG	8	4	2	13
3+ Steals	2	2	3	7
2+ Blocks	1	1	1	3
Led Team in Pts	8	13	3	24
Led Team in Reb.	1	8	0	9

Game-by-Game Totals

Game	Min	FG-FGA	PCT	3PT-A	PCT	FT-A	PCT	O-D-T	PF	A	TO	BLK	ST	TP
Sonoma State	19	4-9	.444	2-4	.500	5-7	.714	1-4-5	1	0	2	0	0	15
Princeton	30	5-13	.385	1-3	.333	5-6	.833	2-1-3	1	2	2	0	1	16
Yale	33	7-14	.500	1-5	.200	2-3	.667	2-3-5	0	2	1	0	1	17
at Southern Illinois	23	3-7	.429	1-4	.250	1-2	.500	0-1-1	3	0	3	0	0	8
CSU Bakersfield	24	7-9	.778	3-4	.750	2-4	.500	0-2-2	2	2	0	0	0	19
Sam Houston State	32	3-10	.300	1-6	.167	4-8	.500	0-3-3	1	2	2	0	0	11
Hampton	28	7-15	.467	3-7	.429	4-8	.500	3-2-5	1	1	0	0	0	21
at Hawaii	30	5-19	.263	1-6	.167	3-5	.600	4-3-7	3	0	3	0	1	14
Arizona State	19	3-11	.273	2-7	.286	3-6	.500	1-3-4	3	0	1	0	1	11
California	26	3-7	.429	2-3	.667	2-2	1.000	1-2-3	2	2	1	1	1	10
at Cal State Fullerton	26	4-10	.400	0-4	.000	0-0	.000	0-2-2	0	7	1	0	2	8
at Stanford	30	7-14	.500	3-6	.500	1-4	.250	2-5-7	1	3	3	0	0	18
UC Davis	32	4-11	.364	1-5	.200	7-10	.700	2-1-3	0	7	2	1	0	16
at Fresno State	27	3-13	.231	0-4	.000	6-7	.857	1-4-5	0	2	2	1	4	12
Harvard	36	7-13	.538	1-5	.200	4-8	.500	0-5-5	2	1	0	2	4	19
Saint Mary's	33	5-14	.357	1-5	.200	4-4	1.000	2-3-5	3	1	3	1	0	15
at Portland	32	6-12	.500	2-5	.400	1-3	.333	0-4-4	4	2	4	0	1	15
Santa Clara	32	7-15	.467	2-4	.500	9-11	.818	3-4-7	2	1	5	1	3	25
at Pacific	34	5-8	.625	3-4	.750	6-11	.545	0-4-4	2	1	2	0	0	19
Loyola Marymount	31	7-10	.700	3-5	.600	2-4	.500	1-2-3	3	2	3	0	0	19
at Saint Mary's	33	4-17	.235	1-7	.143	0-0	.000	2-5-7	3	1	4	2	1	9
BYU	28	3-7	.429	0-0	.000	0-0	.000	2-5-7	0	3	1	0	0	6
at San Diego	32	9-20	.450	1-6	.167	2-3	.667	2-8-10	1	1	1	4	0	21
²² Gonzaga	30	4-14	.286	1-5	.200	3-4	.750	3-2-5	2	0	1	0	0	12
Pacific	35	4-12	.333	2-7	.286	3-4	.750	1-2-3	1	2	0	1	3	13
at BYU														
at Santa Clara														
at Gonzaga														
Pepperdine														
Portland														
at Loyola Marymount														

CAREER YEAR-BY-YEAR STATISTICS

Year	GP	GS	Min	Avg	FG	FGA	Pct	3FG	3FGA	Pct	FT	FTA	Pct	Off	Def	Tot	Avg	PF	FO	Ast	TO	Blk	Stl	Pts	Avg
2016-17	33	17	678	20.5	119	285	.418	51	138	.370	40	70	.571	19	51	70	2.1	37	0	37	41	8	22	329	10.0
2017-18																									
2018-19	31	31	940	30.3	159	382	.416	44	153	.288	89	128	.695	39	106	145	4.7	43	0	52	47	16	28	451	14.5
2019-20	25	25	735	29.4	126	304	.414	38	121	.314	79	124	.637	35	80	115	4.6	41	0	45	47	14	23	369	14.8
TOTAL	89	73	2353	26.4	404	971	.416	133	412	.323	208	322	.646	93	237	330	3.7	121	0	134	135	38	73	1149	12.9



DAMARI MILSTEAD

JUNIOR • Guard • 6-2 • 190 • Oakland, Calif. • Moreau HS • Grand Canyon

SEASON STATS

PPG	RPG	APG	FG%	3FG%	FT%
--	--	--	--	--	--

LAST GAME

MIN	PTS	REBS	ASTS	BLKS	STLS
--	--	--	--	--	--

Transfer from Grand Canyon - will sit out this year due to transfer rules... A four-year starter for Moreau High School he led the Mariners to a 100-29 mark in his career to be the winningest player in school history...named The San Francisco Chronicle's 2016-17 Boys Metro Player of the Year...accumulated 2,353 points with a career average of 19.4...was a two-time letter winner for GCU...played in 60 games making 26 starts for the Lopes as a sophomore.

Career Honors

SEASON Highs

Points	--	--
Minutes	--	--
Field Goals Made	--	--
Field Goal Attempts	--	--
3-Point Field Goals Made	--	--
3-Point Field Goal Attempts	--	--
Free Throws Made	--	--
Free Throw Attempts	--	--
Rebounds	--	--
Assists	--	--
Blocks	--	--
Steals	--	--

Career Highs

Points	25	at UT Rio Grande Valley (01/12/19)
Minutes	39	at UT Rio Grande Valley (01/12/19)
Field Goals Made	9	at UT Rio Grande Valley (01/12/19)
Field Goal Attempts	16	at UT Rio Grande Valley (01/12/19)
3-Point Field Goals Made	5	at UT Rio Grande Valley (01/12/19)
3-Point Field Goal Attempts	7	at UT Rio Grande Valley (01/12/19)
Free Throws Made	10	vs La Salle (11/25/18)
Free Throw Attempts	12	vs La Salle (11/25/18)
Rebounds	7	at UT Rio Grande Valley (01/12/19)
Assists	8	Eastern N.M. (02/28/19)
Blocks	1	at UMKC (02/14/19)
Steals	5	Arkansas St. (11/17/18)

Miscellaneous

Fr. So. Jr. Car

- Double-Double
- 10+ Points
- 20+ Points
- 30+ Points
- 5+ Rebounds
- 10+ Rebounds
- 5+ Assists
- 3+ 3PT FG
- 3+ Steals
- 2+ Blocks
- Led Team in Pts
- Led Team in Reb.

Game-by-Game Totals

Game	Min	FG-FGA	PCT	3PT-A	PCT	FT-A	PCT	O-D-T	PF	A	TO	BLK	ST	TP
Sonoma State							DNP							
vs. Princeton							DNP							
Yale							DNP							
at Southern Illinois							DNP							
CSU Bakersfield							DNP							
Sam Houston State							DNP							
Hampton							DNP							
at Hawaii							DNP							
Arizona State							DNP							
California							DNP							
at Cal State Fullerton							DNP							
at Stanford							DNP							
UC Davis							DNP							
at Fresno State							DNP							
Harvard							DNP							
Saint Mary's							DNP							
at Portland							DNP							
Santa Clara							DNP							
at Pacific							DNP							
Loyola Marymount							DNP							
at Saint Mary's							DNP							
BYU							DNP							
at San Diego							DNP							
Gonzaga							DNP							
Pacific							DNP							
at BYU							DNP							
at Santa Clara							DNP							
at Gonzaga							DNP							
Pepperdine							DNP							
Portland							DNP							
at Loyola Marymount							DNP							

CAREER YEAR-BY-YEAR STATISTICS (*at Grand Canyon)

Year	GP	GS	Min	Avg	FG	FGA	Pct	FG	FGA	Pct	FT	FTA	Pct	Off	Def	Tot	Avg	PF	FO	Ast	TO	Blk	Stl	Pts	Avg
2017-18*	26	0	245	9.4	30	64	.469	10	19	.526	48	57	.842	3	16	19	0.7	21	0	28	28	2	11	118	4.5
2018-19*	34	26	931	27.4	118	293	.403	30	89	.337	85	113	.752	18	70	88	2.6	51	0	122	65	4	47	351	10.3
2019-20																									
Total	60	26	1176	19.6	148	357	.415	40	108	.370	133	170	.782	21	86	107	1.8	72	0	150	93	6	58	469	7.8

DZMITRY RYUNY (Dimitry REEVE-knee)

Sophomore • Guard • 6-9 • 200 • Minsk, Belarus. • Central Park Christian HS

SEASON STATS

PPG	RPG	APG	FG%	3FG%	FT%
5.5	2.1	0.6	.410	.426	1.000

LAST GAME vs. Pacific (Feb. 6, 2020)

MIN	PTS	REBS	ASTS	BLKS	STLS
5	0	1	0	0	0

One of five international players on USF's squad...is 12-for-12 from the free throw line...fourth on the team with 29 made 3-point field goals...his .426 3-point field goal percentage is second on the team and 10th in the WCC...66 of his 80 field goals are from beyond the arc...81% of his shots are from beyond the arc (68-of-83) this season.



Career Honors

Season Highs

Category	Value	Location/Date
Points	18	at Cal State Fullerton (12/14/19)
Minutes	20	Sonoma State (11/05/19)
Field Goals Made	4	CSU Bakersfield (11/19/19)
Field Goal Attempts	10	Sonoma State (11/05/19)
3-Point Field Goals Made	3	2x, last at Pacific (11/11/20)
3-Point Field Goal Attempts	8	Sonoma State (11/05/19)
Free Throws Made	5	at Cal State Fullerton (12/14/19)
Free Throw Attempts	5	at Cal State Fullerton (12/14/19)
Rebounds	8	Sonoma State (11/05/19)
Assists	3	Sonoma State (11/05/19)
Blocks	1	2x, last at Pacific (11/11/20)
Steals	1	2x, last at Pacific (11/11/20)

Career Highs

Points	18	at Cal State Fullerton (12/14/19)
Minutes	21	San Diego (02/28/19)
Field Goals Made	4	Loyola Marymount (03/02/19)
Field Goal Attempts	8	Loyola Marymount (03/02/19)
3-Point Field Goals Made	4	Loyola Marymount (03/02/19)
3-Point Field Goal Attempts	7	Loyola Marymount (03/02/19)
Free Throws Made	5	at Cal State Fullerton (12/14/19)
Free Throw Attempts	5	at Cal State Fullerton (12/14/19)
Rebounds	8	Sonoma State (11/5/19)
Assists	3	Sonoma State (11/5/19)
Blocks	2	at UC Santa Barbara (12/29/18)
Steals	2	Cal State Fullerton (12/16/18)

Miscellaneous

	Fr.	So.	Car
Double-Double	0	0	0
10+ Points	2	3	5
20+ Points	0	0	0
30+ Points	0	0	0
5+ Rebounds	0	4	4
10+ Rebounds	0	0	0
5+ Assists	0	0	0
3+ 3PT FG	2	5	7
3+ Steals	0	0	0
2+ Blocks	0	0	0
Led Team in Pts	0	0	0
Led Team in Reb.	0	1	1
Led Team in Ast.	0	0	0

Game-by-Game Totals

Game	Min	FG-FGA	PCT	3PT-A	PCT	FT-A	PCT	O-D-T	PF	A	TO	BLK	ST	TP
Sonoma State	20	3-10	.300	2-8	.250	0-0	.000	4-4-8	1	3	1	0	0	8
Princeton	8	0-1	.000	0-1	.000	0-0	.000	0-1-1	1	0	1	0	0	0
Yale	8	1-3	.333	1-3	.333	0-0	.000	0-0-0	2	1	0	0	0	3
at Southern Illinois	9	2-3	.667	2-3	.667	0-0	.000	0-0-0	0	0	0	0	0	6
CSU Bakersfield	19	4-5	.800	3-4	.750	0-0	.000	0-4-4	4	1	0	0	0	11
Sam Houston State	16	3-7	.429	3-7	.429	0-0	.000	1-6-7	1	2	0	0	1	9
Hampton	16	2-3	.667	1-1	1.000	0-0	.000	2-2-4	2	0	1	0	1	5
at Hawaii	16	2-3	.667	1-1	1.000	0-0	.000	2-2-4	2	0	1	0	1	5
Arizona State	11	1-5	.200	1-4	.250	0-0	.000	0-4-4	1	0	1	1	0	3
California	14	1-3	.333	1-2	.500	3-3	1.000	0-0-0	1	1	1	0	0	6
at Cal State Fullerton	16	5-8	.625	3-5	.600	5-5	1.000	1-5-6	1	1	1	0	1	18
at Stanford	14	2-5	.400	2-5	.400	1-1	1.000	0-1-1	1	1	1	0	0	7
UC Davis	15	2-6	.333	2-5	.400	0-0	.000	1-4-5	1	0	2	1	0	6
at Fresno State	12	3-7	.429	3-6	.500	0-0	.000	0-0-0	0	0	1	0	0	9
Harvard	6	0-2	.000	0-2	.000	0-0	.000	0-0-0	1	0	0	0	0	0
Saint Mary's	9	0-3	.000	0-1	.000	0-0	.000	0-0-0	0	0	0	1	1	0
at Portland	10	1-3	.333	1-3	.333	0-0	.000	0-0-0	1	0	0	0	0	3
Santa Clara							DNP							
at Pacific	12	3-3	1.000	3-3	1.000	3-3	1.000	0-0-0	0	0	0	1	1	12
Loyola Marymount	8	1-3	.333	1-3	.333	0-0	.000	0-1-1	1	0	0	0	0	3
at Saint Mary's							DNP							
BYU	4	0-2	.000	0-2	.000	0-0	.000	1-0-1	0	0	1	0	0	0
at San Diego	3	0-1	.000	0-0	.000	0-0	.000	0-1-1	0	0	0	0	0	0
2/2Gonzaga							DNP							
Pacific	5	0-1	.000	0-1	.000	0-0	.000	1-0-1	1	0	0	0	0	0
at BYU														
at Santa Clara														
at Gonzaga														
Pepperdine														
Portland														
at Loyola Marymount														

CAREER YEAR-BY-YEAR STATISTICS

Year	GP	GS	Min	Avg	FG	FGA	Pct	3FG	3FGA	Pct	FT	FTA	Pct	Off	Def	Tot	Avg	PF	FO	Ast	TO	Blk	Stl	Pts	Avg
2018-19	17	0	123	7.2	20	43	.465	17	38	.447	7	8	.875	2	18	20	1.2	11	0	5	6	4	2	64	3.8
2019-20	22	0	247	11.2	34	84	.405	29	69	.420	12	12	1.000	11	35	46	2.1	22	0	11	11	5	5	109	5.0
TOTAL	39	0	370	9.5	54	127	.425	46	107	.430	19	20	.950	13	53	66	1.7	33	0	16	17	9	7	173	4.4



JORDAN RATINHO (RUH-teen-ho)

Senior • Guard • 6-5 • 210 • Livermore, Calif. • De La Salle HS

SEASON STATS

PPG	RPG	APG	FG%	3FG%	FT%
8.6	1.9	1.2	.369	.303	.789

LAST GAME vs. Pacific (Feb. 6, 2020)

MIN	PTS	REBS	ASTS	BLKS	STLS
31	6	2	3	0	0

Became the 37th player in USF history to score 1,000 career points in the win over Southern Illinois...38th in the nation among all active players with 69 consecutive starts...broke the USF career record for 3-point field goals in the win over LMU with his 237th, surpassing Ali Thomas (1997-00)...is 24th in the nation among active players with 240 3-point field goals...made his 116th career-start against Gonzaga, third most in USF history.

Career Honors

- All-WCC Freshman Team - 2017
- NABC Honors Court - 2018-19
- WCC All-Academic First Team - 2018, 2019

Career Records at USF

- 3-Point Field Goals Made - 1st - 240
- 3-Point Field Goals Attempted - 2nd - 626
- 1187 career points - 22nd all-time
- 127 games played - 4th all-time
- 117 games started - 3rd all-time

Season Highs

Points	15	Princeton (11/09/19)
Minutes	35	vs. Harvard (12/30/19)
Field Goals Made	6	Princeton (11/09/19)
Field Goal Attempts	13	Sonoma State (11/05/19)
3-Point Field Goals Made	3	Princeton (11/09/19)
3-Point Field Goal Attempts	9	Sonoma State (11/05/19)
Free Throws Made	2	Sonoma State (11/05/19)
Free Throw Attempts	2	Sonoma State (11/05/19)
Rebounds	4	Sonoma State (11/05/19)
Assists	4	vs. UC Davis (12/21/19)
Blocks	1	Sam Houston State (11/23/19)
Steals	2	Princeton (11/09/19)

Career Highs

Points	29	Pepperdine (02/14/19)
Minutes	40	San Diego (02/28/19)
Field Goals Made	11	Pepperdine (02/14/19)
Field Goal Attempts	13	2x, last Sonoma State (11/05/19)
3-Point Field Goals Made	7	Pepperdine (02/14/19)
3-Point Field Goal Attempts	11	at BYU (02/21/19)
Free Throws Made	5	San Diego (02/28/19)
Free Throw Attempts	8	San Diego (02/28/19)
Rebounds	6	at Pepperdine (01/05/19)
Assists	5	at Portland (02/16/19)
Blocks	1	last Sam Houston State (11/23/19)
Steals	3	at Pacific (01/17/19)

Miscellaneous

	Fr.	So.	Jr.	Sr.	Car
Double-Double	0	0	0	0	0
10+ Points	10	23	13	13	59
20+ Points	1	4	2	0	7
30+ Points	0	0	0	0	0
5+ Rebounds	5	10	4	0	19
10+ Rebounds	0	0	0	0	0
5+ Assists	0	0	1	0	1
3+ 3PT FG	9	18	9	6	42
3+ Steals	1	4	2	0	7
2+ Blocks	0	2	0	0	2
Led Team in Pts	2	8	4	2	16
Led Team in Reb.	2	1	0	0	3
Led Team in Ast.	1	0	0	0	1

Game-by-Game Totals

Game	Min	FG-FGA	PCT	3PT-A	PCT	FT-A	PCT	O-D-T	PF	A	TO	BLK	ST	TP
Sonoma State	20	4-13	.308	1-9	.111	2-2	1.000	1-3-4	1	1	2	0	0	11
Princeton	33	6-12	.500	3-7	.429	0-0	.000	0-1-1	3	3	0	0	2	15
Yale	28	1-8	.125	0-4	.000	0-0	.000	0-3-3	1	1	2	0	1	2
at Southern Illinois	31	6-12	.500	3-9	.333	0-0	.000	1-2-3	3	3	2	1	2	15
CSU Bakersfield	21	3-7	.429	3-5	.600	4-4	1.000	0-0-0	0	1	1	0	0	13
Sam Houston State	25	4-10	.400	2-6	.333	3-3	1.000	1-1-2	2	1	1	1	1	13
Hampton	20	3-8	.375	2-6	.333	0-0	.000	0-0-0	2	1	3	0	2	8
at Hawaii	26	4-6	.667	2-3	.667	0-0	.000	1-2-3	2	1	3	0	1	10
Arizona State	26	0-10	.000	0-6	.000	1-2	.500	2-1-3	2	1	0	0	1	1
California	24	2-8	.250	2-5	.400	1-2	.500	0-1-1	0	0	0	0	1	7
at Cal State Fullerton	26	4-7	.571	3-6	.500	2-2	1.000	0-4-4	1	1	1	1	0	13
at Stanford	29	2-6	.333	1-4	.250	1-2	.500	1-0-1	1	0	2	0	0	6
UC Davis	24	3-7	.429	1-3	.333	0-0	.000	1-1-2	2	4	1	0	0	7
at Fresno State	27	4-10	.400	3-6	.500	2-3	.667	1-1-2	3	0	0	0	0	13
Harvard	35	5-9	.556	1-4	.250	2-2	1.000	0-0-0	1	0	1	0	0	13
Saint Mary's	33	3-10	.300	2-7	.286	2-4	.500	0-1-1	0	1	0	0	1	10
at Portland	24	1-9	.111	1-5	.200	0-0	.000	1-1-2	4	2	1	1	1	3
Santa Clara	31	4-8	.500	1-4	.250	2-2	1.000	0-1-1	3	1	1	2	1	11
at Pacific	27	4-7	.571	2-4	.500	1-2	.500	0-1-1	3	1	0	0	0	11
Loyola Marymount	34	2-5	.400	1-4	.250	3-4	.750	1-1-2	0	1	1	0	0	8
at Saint Mary's	24	1-4	.250	0-1	.000	0-0	.000	0-1-1	2	1	0	0	0	2
BYU	28	1-5	.200	1-4	.250	2-2	1.000	0-2-2	3	0	2	1	0	5
at San Diego	25	0-2	.000	0-2	.000	0-0	.000	0-2-2	2	1	1	0	0	0
at Gonzaga	36	6-13	.462	2-5	.400	0-0	.000	2-2-4	3	1	0	0	1	14
Pacific	31	2-7	.286	0-3	.000	2-2	1.000	0-2-2	4	3	0	0	0	6
at BYU														
at Santa Clara														
at Gonzaga														
Pepperdine														
Portland														
at Loyola Marymount														

CAREER YEAR-BY-YEAR STATISTICS

Year	GP	GS	Min	Avg	FG	FGA	Pct	3FG	3FGA	Pct	FT	FTA	Pct	Off	Def	Tot	Avg	PF	FO	Ast	TO	Blk	Stl	Pts	Avg
2016-17	32	24	787	24.6	95	213	.446	55	130	.423	17	25	.680	12	73	85	2.7	69	0	33	29	4	25	262	8.2
2017-18	39	37	1206	30.9	142	322	.441	86	207	.415	46	75	.613	32	98	130	3.3	82	1	47	32	15	28	416	10.7
2018-19	31	31	910	29.4	104	248	.419	62	167	.371	22	42	.524	22	69	91	2.9	72	1	35	21	5	21	292	9.4
2019-20	25	25	688	27.5	75	203	.369	37	122	.303	30	38	.789	13	34	47	1.9	48	0	30	25	7	15	217	8.7
TOTAL	127	117	3591	28.3	416	986	.422	240	626	.383	115	180	.639	79	274	353	2.8	271	2	145	107	31	89	1187	9.3



JONAS VISSER (Yo-nuss)

Freshman • Center • 6-10 • 223 • Amsterdam, Netherlands. • Centre For Sports & Education

SEASON STATS

PPG	RPG	APG	FG%	3FG%	FT%
0.4	0.2	0.2	.000	.000	1.000

LAST GAME at Cal State Fullerton (Dec. 14, 2019)

MIN	PTS	REBS	ASTS	BLKS	STLS
1	0	0	0	0	0

One of five international players on the team...made his USF debut in the Dons win over Sonoma State on Nov. 5...logged eight minutes in USF's 100-70 win over CSU Bakersfield...logged two minutes in the win over Cal State Fullerton...tallied a 4.0 GPA in the fall semester - one of two players on the team with a 4.0 GPA.

Career Honors

Season Highs

Points	2	Sonoma State (11/05/19)
Minutes	10	Sonoma State (11/05/19)
Field Goals Made	0	Sonoma State (11/05/19)
Field Goal Attempts	0	Sonoma State (11/05/19)
3-Point Field Goals Made	0	Sonoma State (11/05/19)
3-Point Field Goal Attempts	0	Sonoma State (11/05/19)
Free Throws Made	2	Sonoma State (11/05/19)
Free Throw Attempts	2	Sonoma State (11/05/19)
Rebounds	1	Sonoma State (11/05/19)
Assists	0	Sonoma State (11/05/19)
Blocks	0	Sonoma State (11/05/19)
Steals	0	Sonoma State (11/05/19)

Career Highs

Points	2	Sonoma State (11/05/19)
Minutes	10	Sonoma State (11/05/19)
Field Goals Made	0	Sonoma State (11/05/19)
Field Goal Attempts	0	Sonoma State (11/05/19)
3-Point Field Goals Made	0	Sonoma State (11/05/19)
3-Point Field Goal Attempts	0	Sonoma State (11/05/19)
Free Throws Made	2	Sonoma State (11/05/19)
Free Throw Attempts	2	Sonoma State (11/05/19)
Rebounds	1	Sonoma State (11/05/19)
Assists	0	Sonoma State (11/05/19)
Blocks	0	Sonoma State (11/05/19)
Steals	0	Sonoma State (11/05/19)

Miscellaneous

	Fr.	Car
Double-Double	-	0
10+ Points	-	0
20+ Points	-	0
30+ Points	-	0
5+ Rebounds	-	0
10+ Rebounds	-	0
5+ Assists	-	0
3+ 3PT FG	-	0
3+ Steals	-	0
2+ Blocks	-	0
Led Team in Pts	-	0
Led Team in Reb.	-	0
Led Team in Ast.	-	0

Game-by-Game Totals

Game	Min	FG-FGA	PCT	3PT-A	PCT	FT-A	PCT	O-D-T	PF	A	TO	BLK	ST	TP
Sonoma State	10	0-0	0.000	0-0	0.000	2-2	1.000	0-1-1	1	0	0	0	0	2
Princeton						DNP								
Yale						DNP								
at Southern Illinois						DNP								
CSU Bakersfield	8	0-1	.000	0-0	.000	0-0	.000	0-0-0	2	1	0	0	0	0
Sam Houston State						DNP								
Hampton	4	0-0	.000	0-0	.000	0-0	.000	0-0-0	0	0	1	0	0	0
at Hawaii						DNP								
Arizona State						DNP								
California	1	0-0	.000	0-0	.000	0-0	.000	0-0-0	0	0	0	0	0	0
at Cal State Fullerton	2	0-0	.000	0-0	.000	0-0	.000	0-0-0	1	0	0	0	0	0
at Stanford						DNP								
UC Davis						DNP								
at Fresno State						DNP								
Harvard						DNP								
Saint Mary's						DNP								
at Portland						DNP								
Santa Clara						DNP								
at Pacific						DNP								
Loyola Marymount						DNP								
at Saint Mary's						DNP								
BYU						DNP								
at San Diego						DNP								
at Gonzaga						DNP								
Pacific						DNP								
at BYU						DNP								
at Santa Clara						DNP								
at Gonzaga						DNP								
Pepperdine						DNP								
Portland						DNP								
at Loyola Marymount						DNP								

CAREER YEAR-BY-YEAR STATISTICS

Year	GP	GS	Min	Avg	FG	FGA	Pct	FG	FGA	Pct	FT	FTA	Pct	Off	Def	Tot	Avg	PF	FO	Ast	TO	Blk	Stl	Pts	Avg
2019-20	5	0	25	5.0	0	1	.000	0	0	.000	2	2	1.000	0	1	1	0.2	4	0	1	1	0	0	2	0.4
TOTAL	5	0	25	5.0	0	1	.000	0	0	.000	2	2	1.000	0	1	1	0.2	4	0	1	1	0	0	2	0.4



TAAVI JURKATAMM (Tah-vee Your-kuh-tamm)

Junior • Forward/Center • 6-9 • 210 • Tallinn, Estonia • Audentes Sports Gymnasium

SEASON STATS

PPG	RPG	APG	FG%	3FG%	FT%
1.4	2.9	0.6	.320	.000	.357

LAST GAME vs. Pacific (Feb. 6, 2020)

MIN	PTS	REBS	ASTS	BLKS	STLS
23	4	7	3	0	1

One of five international players on the Dons team...injured his thumb in the Dons win over Yale...missed eight games with a thumb injury...made his 10th career start against Harvard the Dons are 5-5 when Taavi starts, 2-1 this season...USF is 10-4 with Taavi in the lineup this season...had a career-high eight rebounds in the win over LMU, also had a season-high three blocks in the contest...in WCC play is averaging 3.6 rebounds per game.

Career Honors

Season Highs

Points	2	3x, last vs. UC Davis
Minutes	17	2x, last vs. LMU (1/18/20)
Field Goals Made	2	at Pacific (1/11/20)
Field Goal Attempts	3	2x, last at Pacific (1/11/20)
3-Point Field Goals Made	--	--
3-Point Field Goal Attempts	1	Sonoma State (11/05/19)
Free Throws Made	0	Sonoma State (11/05/19)
Free Throw Attempts	0	Sonoma State (11/05/19)
Rebounds	8	vs. LMU (1/18/20)
Assists	3	vs. No. 2 Gonzaga (2/1/20)
Blocks	3	vs. LMU (1/18/20)
Steals	1	2x, last at Fresno State (12/23/19)

Career Highs

Points	8	vs. Duquesne (12/22/17)
Minutes	26	at Stanford (12/17/17)
Field Goals Made	3	vs. Duquesne (12/22/17)
Field Goal Attempts	5	vs. Duquesne (12/22/17)
3-Point Field Goals Made	2	vs. Duquesne (12/22/17)
3-Point Field Goal Attempts	2	at Portland (12/30/17)
Free Throws Made	1	2x, last vs. Loyola Marymount (3/2/19)
Free Throw Attempts	2	Saint Francis (11/13/17)
Rebounds	8	vs. LMU (1/18/20)
Assists	3	2x, last vs. No. 2 Gonzaga (2/1/20)
Blocks	4	Radford (12/19/17)
Steals	4	UC Davis (12/15/17)

Miscellaneous

	Fr.	So.	Jr.	Car
Double-Double	0	0	0	0
10+ Points	0	0	0	0
20+ Points	0	0	0	0
30+ Points	0	0	0	0
5+ Rebounds	3	2	2	7
10+ Rebounds	0	0	0	0
5+ Assists	0	0	0	0
3+ 3PT FG	0	0	0	0
3+ Steals	1	0	0	1
2+ Blocks	4	0	1	5
Led Team in Pts	0	0	0	0
Led Team in Reb.	0	0	1	1
Led Team in Ast.	0	0	0	0
Led Team in Steals	0	0	0	0
Led Team in Blocks	5	0	1	6

Game-by-Game Totals

Game	Min	FG-FGA	PCT	3PT-A	PCT	FT-A	PCT	O-D-T	PF	A	TO	BLK	ST	TP
Sonoma State	12	1-2	.500	0-1	.000	0-0	.000	1-2-3	3	0	1	1	0	2
Princeton	17	1-1	1.000	0-0	.000	0-0	.000	0-3-3	4	0	1	0	0	2
Yale	13	0-2	.000	0-0	.000	0-0	.000	1-1-2	2	0	1	1	0	0
at Southern Illinois														
CSU Bakersfield														
Sam Houston State														
Hampton														
at Hawaii														
Arizona State														
California														
at Cal State Fullerton														
at Stanford														
UC Davis	10	1-1	1.000	0-0	.000	0-0	.000	0-0-0	1	0	0	0	1	2
at Fresno State	14	0-1	.000	0-1	.000	1-2	.500	0-1-1	2	0	0	1	1	1
Harvard	11	0-2	.000	0-0	.000	0-0	.000	0-0-0	1	0	1	0	0	0
Saint Mary's														
at Portland	5	0-2	.000	0-0	.000	0-0	.000	1-0-1	1	0	0	0	0	0
Santa Clara	14	1-3	.333	0-1	.000	0-0	.000	0-1-1	4	1	1	0	0	2
at Pacific	15	2-3	.667	0-0	.000	0-0	.000	0-1-1	2	0	3	0	0	4
Loyola Marymount	17	0-1	.000	0-0	.000	1-2	.500	3-5-8	5	2	1	3	0	1
at Saint Mary's	13	1-2	.500	0-0	.000	0-0	.000	3-4-7	1	0	1	0	0	2
BYU	16	0-2	.000	0-0	.000	0-0	.000	0-2-2	5	1	0	0	0	0
at San Diego	12	0-1	.000	0-0	.000	0-2	.000	0-1-1	3	0	1	1	0	0
²² Gonzaga	23	1-2	.500	0-0	.000	2-4	.500	0-7-7	4	3	1	0	1	4
Pacific	14	0-0	.000	0-0	.000	1-4	.250	1-5-6	3	1	1	1	0	1
at BYU														
at Santa Clara														
at Gonzaga														
Pepperdine														
Portland														
at Loyola Marymount														

CAREER YEAR-BY-YEAR STATISTICS

Year	GP	GS	Min	Avg	FG	FGA	Pct	3FG	3FGA	Pct	FT	FTA	Pct	Off	Def	Tot	Avg	PF	FO	Ast	TO	Blk	Stl	Pts	Avg
2017-18	31	7	349	11.3	18	46	.391	3	12	.250	1	7	.143	20	39	59	1.9	53	1	16	12	16	9	40	1.3
2018-19	26	0	191	7.3	8	19	.421	0	1	.000	1	4	.250	12	24	36	1.4	33	0	11	10	5	5	17	0.7
2019-20	15	3	206	13.7	8	25	.320	0	3	.000	5	14	.357	10	33	43	2.9	41	2	9	13	7	3	21	1.4
TOTAL	72	10	746	10.4	34	90	.378	3	16	.188	7	25	.280	42	96	138	1.9	127	3	36	35	28	17	78	1.1



EMMANUEL NWUABUEZE (wuh-BWAH-zay)

R-Sophomore • Guard • 6-3 • 210 • San Francisco, Calif. • International HS

SEASON STATS

PPG	RPG	APG	FG%	3FG%	FT%
--	--	--	--	--	--

LAST GAME at Pacific (Oct. 19, 2019)

MIN	PTS	REBS	ASTS	BLKS	STLS
--	--	--	--	--	--

Red-shirting the 2019-20 season...lettered in both basketball and track and field at International High School in San Francisco...played basketball all four years for the Jaguars under head coach Frank Williams and Paul Cortes...was a two-time all league honoree...he was named the BCL Central MVP his senior season after earning All-BCL West Second Team honors as a junior.

Career Honors

Season Highs

Points	--
Minutes	--
Field Goals Made	--
Field Goal Attempts	--
3-Point Field Goals Made	--
3-Point Field Goal Attempts	--
Free Throws Made	--
Free Throw Attempts	--
Rebounds	--
Assists	--
Blocks	--
Steals	--

Career Highs

Points	--
Minutes	--
Field Goals Made	--
Field Goal Attempts	--
3-Point Field Goals Made	--
3-Point Field Goal Attempts	--
Free Throws Made	--
Free Throw Attempts	--
Rebounds	--
Assists	--
Blocks	--
Steals	--

Miscellaneous

	RSo.	Car
Double-Double	-	0
10+ Points	-	0
20+ Points	-	0
30+ Points	-	0
5+ Rebounds	-	0
10+ Rebounds	-	0
5+ Assists	-	0
3+ 3PT FG	-	0
3+ Steals	-	0
2+ Blocks	-	0
Led Team in Pts	-	0
Led Team in Reb.	-	0
Led Team in Ast.	-	0

Game-by-Game Totals

Game	Min	FG-FGA	PCT	3PT-A	PCT	FT-A	PCT	O-D-T	PF	A	TO	BLK	ST	TP
Sonoma State						DNP								
Princeton						DNP								
Yale						DNP								
at Southern Illinois						DNP								
CSU Bakersfield						DNP								
Sam Houston State						DNP								
Hampton						DNP								
at Hawaii						DNP								
Arizona State						DNP								
California						DNP								
at Cal State Fullerton						DNP								
at Stanford						DNP								
UC Davis						DNP								
at Fresno State						DNP								
Harvard						DNP								
Saint Mary's						DNP								
at Portland						DNP								
Santa Clara						DNP								
at Pacific						DNP								
Loyola Marymount						DNP								
at Saint Mary's						DNP								
BYU						DNP								
at San Diego						DNP								
Gonzaga						DNP								
Pacific						DNP								
at BYU						DNP								
at Santa Clara						DNP								
at Gonzaga						DNP								
Pepperdine						DNP								
Portland						DNP								
at Loyola Marymount						DNP								
TOTAL														

CAREER YEAR-BY-YEAR STATISTICS

Year	GP	GS	Min	Avg	FG	FGA	Pct	FG	FGA	Pct	FT	FTA	Pct	Off	Def	Tot	Avg	PF	FO	Ast	TO	Blk	Stl	Pts	Avg
2019-20																									
TOTAL																									

2019-20 USF MEN'S BASKETBALL GAME NOTES

Around the WCC

	WCC	Pct.	Overall	Pct.	Streak
Gonzaga	10-0	1.000	24-1	0.960	W16
Saint Mary's	7-3	0.700	20-5	0.800	W1
Brigham Young	7-3	0.700	18-7	0.720	W3
Pacific	6-4	0.600	18-8	0.692	W3
Pepperdine	6-4	0.600	13-11	0.542	W2
Santa Clara	5-5	0.500	18-7	0.720	L1
San Francisco	5-5	0.500	16-9	0.640	L2
Loyola Marymount	2-8	0.200	8-16	0.333	L4
Portland	1-9	0.100	9-16	0.360	L8
San Diego	1-9	0.100	8-17	0.320	L4



Team Leaders

Scoring Offense	PPG
1. Gonzaga	88.6
4. San Francisco	77.2
Scoring Defense	PPG
1. Pacific	64.5
7. San Francisco	69.8
Scoring Margin	MAR
1. Gonzaga	+21.5
5. San Francisco	+7.4
Free Throw Pct.	FT %
1. Pepperdine	.802
4. San Francisco	.722
Field Goal Pct.	FG %
1. Gonzaga	.509
6. San Francisco	.452
Field Goal Def.	FG D.
1. Santa Clara	.410
9. San Francisco	.450
3-Pt FG Pct.	3-PT %
1. Saint Mary's	.427
6. San Francisco	.351
3-Pt FG Def.	3-PT D.
1. Gonzaga	.318
9. San Francisco	.450
3-Pt FG Made	Avg/G
1. BYU	10.5
2. San Francisco	9.5
Rebounding	RPG
1. Gonzaga	41.2
3. San Francisco	36.0
Assists	APG
1. Gonzaga	17.5
10. San Francisco	11.9
Steals	SPG
1. Gonzaga	7.8
T-2. San Francisco	7.0
Blocks	BPG
1. Gonzaga	4.3
T-5. San Francisco	3.3

Individual Leaders

Scoring	PPG
1. Jordan Ford - SMC	21.2
9. Charles Minlend	14.8
Shooting	PPG
1. Kolby Lee - BYU	.643
3. Jimbo Lull	.577
7. Jamree Bouyea	.531
3-PT Shooting	3-PT%
1. Justin Moore - UOP	.488
11. Dzmityry Ryuny	.426
3-PT Made Per Game	3-PT/GM
1. Jordan Ford - SMC	2.7
T-6. Khalil Shabazz	2.0
FT Shooting	FT %
1. Colbey Ross - PEP	.864
6. Jimbo Lull	.768
Rebounds	RPG
1. Jahllil Tripp	8.1
6. Jimbo Lull	6.8
Total Rebounds	Reb.
1. Jahllil Tripp - UOP	202
5. Jimbo Lull	163
Assists Per Game	APG
1. Colby Ross - PEP	7.3
10. Jamaree Bouyea	3.6
Steals	SPG
1. Jamaree Bouyea	1.9
3. Khalil Shabazz	1.6
Blocks	BPG
1. Kessler Edwards - PEP	1.5
8. Jamaree Bouyea -	0.8

Players of the Week

11/11 - Jordan Ford - Saint Mary's
 11/18 - Filip Petrusev - Gonzaga
 11/25 - Isaiah White - Portland
 12/02 - TJ Haws - BYU
 12/09 - Eli Scott - LMU
 12/16 - Jordan Ford - Saint Mary's
 12/23 - Colbey Ross - Pepperdine
 12/31 - Ryan Woolridge - Gonzaga
 1/6 - Jahllil Tripp - Pacific
1/13 - Charles Minlend - USF
 1/20 - Corey Kispert - Gonzaga
 1/27 - Kameron Edward - Pepperdine
 2/3 - Filip Petrusev - Gonzaga

2019-20 USF MEN'S BASKETBALL GAME NOTES

2019-20 Overall Stats

RECORD:	OVERALL	HOME	AWAY	NEUTRAL
ALL GAMES	16-9	11-5	5-4	0-0
CONFERENCE	5-5	3-3	2-2	0-0
NON-CONFERENCE	11-4	8-2	3-2	0-0

#	Player	gp-gs	min	avg	Total		3-Point		F-Throw		Rebounds				pf	dq	a	to	blk	stl	pts	avg		
					fg-fga	fg%	3fg-fga	3fg%	ft-fa	ft%	off	def	tot	avg										
14	MINLEND, Charles	25-25	735	29.4	126-304	.414	38-121	.314	79-124	.637	35	80	115	4.6	41	0	45	47	14	23	369	14.8		
01	BOUYEA, Jamaree	25-25	830	33.2	129-248	.520	32-96	.333	39-62	.629	16	87	103	4.1	45	0	89	58	20	48	329	13.2		
05	LULL, Jimbo	25-25	701	28.0	112-197	.569	9-27	.333	53-70	.757	62	111	173	6.9	59	1	24	42	18	12	286	11.4		
00	SHABAZZ, Khalil	25-2	507	20.3	85-203	.419	46-119	.387	40-53	.755	17	66	83	3.3	66	3	32	25	0	40	256	10.2		
25	RATINHO, Jordan	25-25	688	27.5	75-203	.369	37-122	.303	30-38	.789	13	34	47	1.9	48	0	30	25	7	15	217	8.7		
11	RAITANEN, Remu	25-0	408	16.3	41-97	.423	25-69	.362	24-28	.857	30	47	77	3.1	34	0	17	11	6	11	131	5.2		
10	KUNEN, Josh	25-20	568	22.7	45-95	.474	6-22	.273	28-31	.903	47	103	150	6.0	71	3	30	51	7	10	124	5.0		
22	RYUNY, Dzmitry	22-0	247	11.2	34-84	.405	29-69	.420	12-12	1.000	11	35	46	2.1	22	0	11	11	5	5	109	5.0		
12	ANDERSON, Trevante	19-0	135	7.1	15-48	.313	10-28	.357	18-23	.783	1	7	8	0.4	15	0	8	11	0	7	58	3.1		
34	JURKATAMM, Taavi	15-3	206	13.7	8-25	.320	0-3	.000	5-14	.357	10	33	43	2.9	41	2	9	13	7	3	21	1.4		
31	VISSER, Jonas	5-0	25	5.0	0-1	.000	0-0	.000	2-2	1.000	0	1	1	0.2	4	0	1	1	0	0	2	0.4		
Team											25	26	51											
Total.....		25	5050	670-1505		.445	232-676	.343	330-457	.722	267	630	897	35.9	446	9	296	311	84	174	1902	76.1		
Opponents.....		25	5050	626-1396		.448	151-395	.382	333-454	.733	201	625	826	33.0	430	-	244	332	75	153	1736	69.4		

TEAM STATISTICS

	USF	OPP	Date	Opponent	Score	Att.
SCORING	1902	1736	11/05/19	SONOMA ST.	w 101-50	1002
Points per game	76.1	69.4	11/09/19	PRINCETON	w 82-72	6892
Scoring margin	+6.6	-	11/11/19	YALE	Wot 84-79	1727
FIELD GOALS-ATT	670-1505	626-1396	11/16/19	at Southern Ill.	w 76-60	4488
Field goal pct	.445	.448	11/19/19	CSU BAKERSFIELD	w 100-70	1503
3 POINT FG-ATT	232-676	151-395	11/23/19	SAM HOUSTON ST.	w 90-81	1705
3-point FG pct	.343	.382	11/26/19	HAMPTON	w 89-73	1211
3-pt FG made per game	9.3	6.0	11/29/19	at Hawaii	L 75-85	6200
FREE THROWS-ATT	330-457	333-454	12/03/19	ARIZONA ST.	L 67-71	2892
Free throw pct	.722	.733	12/04/19	CALIFORNIA	w 76-64	3006
F-Throws made per game	13.2	13.3	12/14/19	at Cal St. Fullerton	w 91-69	601
REBOUNDS	897	826	12/17/19	at Stanford	L 56-64	3303
Rebounds per game	35.9	33.0	12/21/19	UC DAVIS	w 93-84	1745
Rebounding margin	+2.8	-	12/23/19	at Fresno State	w 71-69	4693
ASSISTS	296	244	12/30/19	HARVARD	Lot 81-84	2315
Assists per game	11.8	9.8	* 01/02/20	SAINT MARY'S (CA)	L 58-69	3006
TURNOVERS	311	332	* 01/04/20	at Portland	L 65-76	0
Turnovers per game	12.4	13.3	* 01/09/20	SANTA CLARA	w 80-61	2207
Turnover margin	+0.8	-	* 01/11/20	at Pacific	w 79-75	2382
Assist/turnover ratio	1.0	0.7	* 01/18/20	LOYOLA MARYMOUNT	w 61-53	2370
STEALS	174	153	* 01/23/20	at Saint Mary's (CA)	L 48-58	3422
Steals per game	7.0	6.1	* 01/25/20	BYU	w 83-82	3006
BLOCKS	84	75	* 01/30/20	at San Diego	w 69-44	1642
Blocks per game	3.4	3.0	* 02/01/20	GONZAGA	L 79-83	3006
ATTENDANCE	39341	26731	* 02/06/20	PACIFIC	L 48-60	1748
Home games-Avg/Game	16-2459	9-2970				
Neutral site-Avg/Game	-	0-0	* = Conference game			

Score by Periods	1st	2nd	OT	Totals
San Francisco	876	1004	22	1902
Opponents	773	943	20	1736

2019-20 USF MEN'S BASKETBALL GAME NOTES

2019-20 Overall Stats

RECORD:	OVERALL	HOME	AWAY	NEUTRAL
ALL GAMES	5-5	3-3	2-2	0-0
CONFERENCE	5-5	3-3	2-2	0-0
NON-CONFERENCE	0-0	0-0	0-0	0-0

#	Player	gp-gs	min	avg	Total		3-Point		F-Throw		Rebounds					a	to	blk	stl	pts	avg	
					fg-fga	fg%	3fg-fga	3fg%	ft-fa	ft%	off	def	tot	avg	pf							dq
14	MINLEND, Charles	10-10	320	32.0	54-129	.419	16-48	.333	30-44	.682	16	39	55	5.5	21	0	14	24	9	8	154	15.4
01	BOUYEA, Jamaree	10-10	339	33.9	44-98	.449	10-38	.263	13-19	.684	4	34	38	3.8	17	0	27	33	12	21	111	11.1
00	SHABAZZ, Khalil	10-2	228	22.8	34-84	.405	19-53	.358	18-24	.750	4	32	36	3.6	25	2	12	11	0	15	105	10.5
05	LULL, Jimbo	10-10	266	26.6	42-78	.538	3-15	.200	16-23	.696	21	40	61	6.1	23	1	6	16	8	3	103	10.3
25	RATINHO, Jordan	10-10	293	29.3	24-70	.343	10-39	.256	12-16	.750	4	14	18	1.8	24	0	12	6	4	4	70	7.0
10	KUNEN, Josh	10-8	230	23.0	22-45	.489	6-15	.400	8-10	.800	25	34	59	5.9	31	2	12	16	4	3	58	5.8
11	RAITANEN, Remu	10-0	130	13.0	10-22	.455	7-19	.368	8-9	.889	4	15	19	1.9	13	0	5	1	0	3	35	3.5
22	RYUNY, Dzmitry	7-0	51	7.3	5-16	.313	5-13	.385	3-3	1.000	2	2	4	0.6	4	0	0	1	2	2	18	2.6
34	JURKATAMM, Taavi	9-0	129	14.3	5-16	.313	0-1	.000	4-12	.333	8	26	34	3.8	28	2	8	9	5	1	14	1.6
12	ANDERSON, Trevante	5-0	14	2.8	0-3	.000	0-1	.000	2-2	1.000	0	2	2	0.4	1	0	0	2	0	1	2	0.4
Team											5	6	11				6					
Total.....		10	2000		240-561	.428	76-242	.314	114-162	.704	93	244	337	33.7	187	7	96	125	44	61	670	67.0
Opponents.....		10	2000		234-546	.429	53-140	.379	140-192	.729	87	253	340	34.0	167	-	103	114	27	70	661	66.1

TEAM STATISTICS

	USF	OPP	Date	Opponent	Score	Att.
SCORING	670	661	* 01/02/20	SAINT MARY'S (CA)	L 58-69	3006
Points per game	67.0	66.1	* 01/04/20	at Portland	L 65-76	0
Scoring margin	+0.9	-	* 01/09/20	SANTA CLARA	w 80-61	2207
FIELD GOALS-ATT	240-561	234-546	* 01/11/20	at Pacific	w 79-75	2382
Field goal pct	.428	.429	* 01/18/20	LOYOLA MARYMOUNT	w 61-53	2370
3 POINT FG-ATT	76-242	53-140	* 01/23/20	at Saint Mary's (CA)	L 48-58	3422
3-point FG pct	.314	.379	* 01/25/20	BYU	w 83-82	3006
3-pt FG made per game	7.6	5.3	* 01/30/20	at San Diego	w 69-44	1642
FREE THROWS-ATT	114-162	140-192	* 02/01/20	GONZAGA	L 79-83	3006
Free throw pct	.704	.729	* 02/06/20	PACIFIC	L 48-60	1748
F-Throws made per game	11.4	14.0	* = Conference game			
REBOUNDS	337	340				
Rebounds per game	33.7	34.0				
Rebounding margin	-0.3	-				
ASSISTS	96	103				
Assists per game	9.6	10.3				
TURNOVERS	125	114				
Turnovers per game	12.5	11.4				
Turnover margin	-1.1	-				
Assist/turnover ratio	0.8	0.9				
STEALS	61	70				
Steals per game	6.1	7.0				
BLOCKS	44	27				
Blocks per game	4.4	2.7				
ATTENDANCE	15343	7446				
Home games-Avg/Game	6-2557	4-1862				
Neutral site-Avg/Game	-	0-0				

Score by Periods	1st	2nd	Totals
San Francisco	312	358	670
Opponents	309	352	661

2019-20 USF MEN'S BASKETBALL GAME NOTES

2019-20 Game-by-Game

Opponent	Date	Score		Total		3-Pointers		Free throws		Rebounds				pf	a	t/o	blk	stl	pts	avg
				fg-fga	pct	3fg-fga	pct	ft-fa	pct	off	def	tot	avg							
SONOMA ST.	11/05/19	101-50	W	34-73	.466	14-44	.318	19-22	.864	19	33	52	52.0	14	19	13	2	9	101	101.0
PRINCETON	11/09/19	82-72	W	31-68	.456	7-23	.304	13-17	.765	16	28	44	48.0	21	10	11	2	3	82	91.5
YALE	11/11/19	84-79	Wot	29-70	.414	8-29	.276	18-23	.783	12	34	46	47.3	17	11	10	2	6	84	89.0
at Southern Ill.	11/16/19	76-60	W	30-61	.492	11-32	.344	5-7	.714	14	25	39	45.2	19	15	14	3	7	76	85.8
CSU BAKERSFIELD	11/19/19	100-70	W	31-54	.574	19-25	.760	19-24	.792	6	25	31	42.4	12	20	11	3	8	100	88.6
SAM HOUSTON ST.	11/23/19	90-81	W	29-62	.468	11-34	.324	21-28	.750	10	27	37	41.5	14	16	11	2	7	90	88.8
HAMPTON	11/26/19	89-73	W	32-69	.464	12-32	.375	13-23	.565	19	28	47	42.3	20	12	14	1	6	89	88.9
at Hawaii	11/29/19	75-85	L	27-58	.466	7-21	.333	14-20	.700	11	19	30	40.8	23	7	14	2	6	75	87.1
ARIZONA ST.	12/03/19	67-71	L	24-66	.364	8-28	.286	11-16	.688	11	30	41	40.8	17	5	11	6	7	67	84.9
CALIFORNIA	12/04/19	76-64	W	24-58	.414	12-29	.414	16-21	.762	9	23	32	39.9	20	12	11	3	4	76	84.0
at Cal St. Fullerton	12/14/19	91-69	W	33-64	.516	11-27	.407	14-17	.824	8	28	36	39.5	12	19	10	1	12	91	84.6
at Stanford	12/17/19	56-64	L	22-57	.386	8-30	.267	4-9	.444	11	23	34	39.1	18	10	22	1	10	56	82.2
UC DAVIS	12/21/19	93-84	W	31-62	.500	9-26	.346	22-29	.759	12	21	33	38.6	17	24	12	5	8	93	83.1
at Fresno State	12/23/19	71-69	W	23-59	.390	12-31	.387	13-20	.650	10	23	33	38.2	17	9	9	4	9	71	82.2
HARVARD	12/30/19	81-84	Lot	30-63	.476	7-23	.304	14-19	.737	6	19	25	37.3	18	11	13	3	11	81	82.1
SAINT MARY'S (CA)	01/02/20	58-69	L	20-60	.333	6-25	.240	12-17	.706	8	23	31	36.9	16	5	10	3	9	58	80.6
at Portland	01/04/20	65-76	L	25-59	.424	9-28	.321	6-9	.667	13	21	34	36.8	22	14	19	4	7	65	79.7
SANTA CLARA	01/09/20	80-61	W	29-55	.527	8-22	.364	14-17	.824	12	33	45	37.2	19	12	16	12	6	80	79.7
at Pacific	01/11/20	79-75	W	27-53	.509	10-21	.476	15-23	.652	9	21	30	36.8	19	9	13	2	3	79	79.7
LOYOLA MARYMOUNT	01/18/20	61-53	W	21-44	.477	9-29	.310	10-15	.667	6	22	28	36.4	16	15	12	4	3	61	78.8
at Saint Mary's (CA)	01/23/20	48-58	L	20-55	.364	7-24	.292	1-2	.500	14	23	37	36.4	14	6	17	3	5	48	77.3
BYU	01/25/20	83-82	W	30-55	.545	13-25	.520	10-11	.909	5	26	31	36.2	16	11	11	2	5	83	77.5
at San Diego	01/30/20	69-44	W	25-56	.446	4-16	.250	15-25	.600	8	29	37	36.2	21	6	15	6	10	69	77.2
GONZAGA	02/01/20	79-83	L	27-66	.409	7-28	.250	18-25	.720	12	20	32	36.0	25	7	7	3	6	79	77.2
PACIFIC	02/06/20	48-60	L	16-58	.276	3-24	.125	13-18	.722	6	26	32	35.9	19	11	5	5	7	48	76.1
San Francisco		1902		670-1505	.445	232-676	.343	330-457	.722	267	630	897	35.9	446	296	311	84	174	1902	76.1
Opponents		1736		626-1396	.448	151-395	.382	333-454	.733	201	625	826	33.0	430	244	332	75	153	1736	69.4

Games played: 25
 Points/game: 76.1
 FG Pct: 44.5
 3FG Pct: 34.3
 FT Pct: 72.2

Rebounds/game: 35.9
 Assists/game: 11.8
 Turnovers/game: 12.4
 Assist/turnover ratio: 1.0
 Steals/game: 7.0
 Blocks/game: 3.4

2019-20 USF MEN'S BASKETBALL GAME NOTES

2019-20 Results

RECORD:	OVERALL	HOME	AWAY	NEUTRAL
ALL GAMES	16-9	11-5	5-4	0-0
CONFERENCE	5-5	3-3	2-2	0-0
NON-CONFERENCE	11-4	8-2	3-2	0-0

Date	Opponent	Score	Att.	High Points	High Rebounds
11/05/19	SONOMA ST.	W 101-50	1002	(15)MINLEND, Charles (15)SHABAZZ, Khalil	(8)RYUNY, Dzmityr
11/09/19	PRINCETON	W 82-72	6892	(19)BOUYEA, Jamaree	(11)LULL, Jimbo
11/11/19	YALE	Wot 84-79	1727	(21)BOUYEA, Jamaree	(11)BOUYEA, Jamaree
11/16/19	at Southern Ill.	W 76-60	4488	(15)RATINHO, Jordan	(9)BOUYEA, Jamaree
11/19/19	CSU BAKERSFIELD	W 100-70	1503	(19)MINLEND, Charles (19)RAITANEN, Remu	(7)KUNEN, Josh
11/23/19	SAM HOUSTON ST.	W 90-81	1705	(15)BOUYEA, Jamaree	(8)KUNEN, Josh
11/26/19	HAMPTON	W 89-73	1211	(21)MINLEND, Charles	(9)LULL, Jimbo
11/29/19	at Hawaii	75-85 L	6200	(24)LULL, Jimbo	(10)LULL, Jimbo
12/03/19	ARIZONA ST.	67-71 L	2892	(17)BOUYEA, Jamaree	(11)LULL, Jimbo
12/04/19	CALIFORNIA	W 76-64	3006	(20)LULL, Jimbo	(8)LULL, Jimbo
12/14/19	at Cal St. Fullerton	W 91-69	601	(18)RYUNY, Dzmityr	(8)LULL, Jimbo
12/17/19	at Stanford	56-64 L	3303	(18)MINLEND, Charles	(7)MINLEND, Charles
12/21/19	UC DAVIS	W 93-84	1745	(19)BOUYEA, Jamaree	(7)KUNEN, Josh
12/23/19	at Fresno State	W 71-69	4693	(17)SHABAZZ, Khalil	(6)LULL, Jimbo
12/30/19	HARVARD	81-84 Lot	2315	(19)MINLEND, Charles	(9)LULL, Jimbo
01/02/20	*SAINT MARY'S (CA)	58-69 L	3006	(15)MINLEND, Charles	(9)LULL, Jimbo
01/04/20	*at Portland	65-76 L		(20)LULL, Jimbo	(9)KUNEN, Josh
01/09/20	*SANTA CLARA	W 80-61	2207	(25)MINLEND, Charles	(12)KUNEN, Josh
01/11/20	*at Pacific	W 79-75	2382	(19)MINLEND, Charles	(9)LULL, Jimbo
01/18/20	*LOYOLA MARYMOUNT	W 61-53	2370	(19)MINLEND, Charles	(8)JURKATAMM, Taavi
01/23/20	*at Saint Mary's (CA)	48-58 L	3422	(19)BOUYEA, Jamaree	(7)KUNEN, Josh (7)JURKATAMM, Taavi (7)MINLEND, Charles
01/25/20	*BYU	W 83-82	3006	(32)SHABAZZ, Khalil	(7)MINLEND, Charles
01/30/20	*at San Diego	W 69-44	1642	(21)MINLEND, Charles	(10)MINLEND, Charles
02/01/20	*GONZAGA	79-83 L	3006	(14)RATINHO, Jordan	(7)JURKATAMM, Taavi
02/06/20	*PACIFIC	48-60 L	1748	(15)LULL, Jimbo	(10)LULL, Jimbo

* = Conference game

Attendance Summary	Games	Attend	Avg/Game
Home	16	39341	2459
Away	9	26731	2970
Neutral	0	0	0
Total	25	66072	2643

San Francisco Men's Basketball
 San Francisco Points-Rebounds-Assists (as of Feb 06, 2020)
 All games

Opponent	Date	Score	00	01	05	10	11	12	14	22	25	31	34
			SHABAZZ,KH	BOUYEA,JA	LULL,JIMBO	KUNEN,JOS	RAITANEN,R	ANDERSON,	MINLEND,CH	RYUNY,DZMI	RATINHO,JO	VISSER,JON	JURKATAMMI
SONOMA	11/05/19	101-50 W	15-7-3	7-5-4	9-5-1	9-7-3	11-6-1	12-1-2	15-5-0	8-8-3	11-4-1	2-1-0	2-3-1
PU	11/09/19	82-72 W	7-6-0	19-7-3	15-11-1	6-7-1	2-5-0	0-0-0	16-3-2	0-1-0	15-1-3	DNP	2-3-0
YALE	11/11/19	84-79 W	17-10-3	21-11-2	8-6-0	4-4-0	9-4-2	3-0-0	17-5-2	3-0-1	2-3-1	DNP	0-2-0
at SIU	11/16/19	76-60 W	13-3-0	8-9-7	11-8-3	7-8-1	3-3-0	5-0-1	8-1-0	6-0-0	15-3-3	DNP	DNP
CSUB	11/19/19	100-70 W	8-2-3	17-2-8	5-6-2	0-7-0	19-3-1	8-0-1	19-2-2	11-4-1	13-0-1	0-0-1	DNP
SHSU	11/23/19	90-81 W	5-3-1	15-2-5	14-6-3	4-8-2	12-4-0	7-1-0	11-3-2	9-7-2	13-2-1	DNP	DNP
HAMP	11/26/19	89-73 W	14-3-1	16-7-5	16-9-2	0-6-1	6-6-1	3-1-0	21-5-1	5-4-0	8-0-1	0-0-0	DNP
at HAW	11/29/19	75-85 L	1-0-1	18-1-2	24-10-0	6-4-0	2-2-1	0-0-1	14-7-0	0-2-1	10-3-1	DNP	DNP
ASU	12/03/19	67-71 L	15-1-1	17-2-2	5-11-0	10-10-1	2-6-0	3-0-0	11-4-0	3-4-0	1-3-1	DNP	DNP
CAL	12/04/19	76-64 W	5-4-1	10-3-3	20-8-1	0-7-2	15-3-1	3-0-1	10-3-2	6-0-1	7-1-0	0-0-0	DNP
at CSF	12/14/19	91-69 W	8-2-1	11-1-6	14-8-0	4-4-0	6-4-1	9-1-2	8-2-7	18-6-1	13-4-1	0-0-0	DNP
at STAN	12/17/19	56-64 L	5-2-0	15-2-4	2-3-1	0-6-0	3-5-1	0-1-0	18-7-3	7-1-1	6-1-0	DNP	DNP
UCD	12/21/19	93-84 W	5-1-1	19-3-5	16-6-1	16-7-5	3-4-1	3-0-0	16-3-7	6-5-0	7-2-4	DNP	2-0-0
at FS	12/23/19	71-69 W	17-2-0	9-5-4	7-6-1	0-3-1	3-2-1	0-1-0	12-5-2	9-0-0	13-2-0	DNP	1-1-0
HU	12/30/19	81-84 L	16-1-4	16-5-2	17-9-2	0-3-1	0-1-1	DNP	19-5-1	0-0-0	13-0-0	DNP	0-0-0
SMC	01/02/20	58-69 L	11-5-2	13-5-1	9-9-0	0-5-0	0-0-0	0-0-0	15-5-1	0-0-0	10-1-1	DNP	DNP
at UP	01/04/20	65-76 L	8-7-0	7-2-7	20-6-1	5-9-0	2-1-2	2-0-0	15-4-2	3-0-0	3-2-2	DNP	0-1-0
SCU	01/09/20	80-61 W	6-5-2	10-6-3	7-6-0	13-12-3	6-4-1	0-1-0	25-7-1	DNP	11-1-1	DNP	2-1-1
at UOP	01/11/20	79-75 W	2-0-1	5-5-3	13-9-0	10-8-3	3-2-0	DNP	19-4-1	12-0-0	11-1-1	DNP	4-1-0
LMU	01/18/20	61-53 W	6-4-2	10-1-2	8-3-1	3-5-4	3-1-1	DNP	19-3-2	3-1-0	8-2-1	DNP	1-8-2
at SMC	01/23/20	48-58 L	6-1-2	19-3-0	4-6-2	6-7-0	0-1-0	DNP	9-7-1	DNP	2-1-1	DNP	2-7-0
BYU	01/25/20	83-82 W	32-6-1	23-4-5	6-2-1	8-5-0	3-1-0	DNP	6-7-3	0-1-0	5-2-0	DNP	0-2-1
at USD	01/30/20	69-44 W	15-3-1	9-7-0	15-7-1	2-3-1	7-2-1	0-1-0	21-10-1	0-1-0	0-2-1	DNP	0-1-0
GONZ	02/01/20	79-83 L	12-3-0	11-3-3	6-3-0	9-3-0	11-4-0	DNP	12-5-0	DNP	14-4-1	DNP	4-7-3
UOP	02/06/20	48-60 L	7-2-1	4-2-3	15-10-0	2-2-1	0-3-0	0-0-0	13-3-2	0-1-0	6-2-3	DNP	1-6-1

2019-20 Comparison Statistics

San Francisco Men's Basketball
San Francisco Team Game-by-Game Comparison (as of Feb 06, 2020)
All games

Opponent	1st	2nd	Score	Mar	Total FG	FG Pct	3-Pointers	3FG Pct	Free Throws	FT Pct	Rebounds	Assist	T/Over	Block	Steal	Fouls
SONOMA ST.	49/23	52/27	101-50	+51	34-73/21-57	.466/.368	14-44/5-17	.318/.294	19-22/3-3	.864/1000	52/23 +29	19/8	13/18	2/0	9/2	14/20
PRINCETON	41/35	41/37	82-72	+10	31-68/26-58	.456/.448	7-23/7-18	.304/.389	13-17/13-21	.765/.619	44/33 +11	10/7	11/12	2/3	3/6	21/16
YALE	35/29	37/43	84-79	+5	29-70/24-63	.414/.381	8-29/10-27	.276/.370	18-23/21-28	.783/.750	46/36 +10	11/10	10/8	2/4	6/5	17/20
Southern Ill.	38/31	38/29	76-60	+16	30-61/22-48	.492/.458	11-32/5-14	.344/.357	5-7/11-16	.714/.688	39/23 +16	15/9	14/14	3/3	7/6	19/8
CSU BAKERSFIELD	47/28	53/42	100-70	+30	31-54/28-60	.574/.467	19-25/3-7	.760/.429	19-24/11-15	.792/.733	31/30 +1	20/3	11/15	3/5	8/6	12/20
SAM HOUSTON ST.	49/32	41/49	90-81	+9	29-62/29-60	.468/.483	11-34/13-26	.324/.500	21-28/10-13	.750/.769	37/32 +5	16/10	11/13	2/4	7/4	14/22
HAMPTON	47/40	42/33	89-73	+16	32-69/28-62	.464/.452	12-32/5-16	.375/.313	13-23/12-19	.565/.632	47/34 +13	12/12	14/13	1/3	6/8	20/21
Hawaii	30/39	45/46	75-85	(10)	27-58/28-55	.466/.509	7-21/9-17	.333/.529	14-20/20-24	.700/.833	30/31 (1)	7/14	14/14	2/2	6/2	23/19
ARIZONA ST.	30/35	37/36	67-71	(4)	24-66/26-62	.364/.419	8-28/5-12	.286/.417	11-16/14-19	.688/.737	41/42 (1)	5/9	11/12	6/2	7/7	17/16
CALIFORNIA	34/32	42/32	76-64	+12	24-58/21-50	.414/.420	12-29/4-14	.414/.286	16-21/18-25	.762/.720	32/33 (1)	12/6	11/15	3/2	4/7	20/17
Cal St. Fullerton	47/33	44/36	91-69	+22	33-64/27-52	.516/.519	11-27/4-13	.407/.308	14-17/11-14	.824/.786	36/26 +10	19/13	10/15	1/1	12/6	12/14
Stanford	24/18	32/46	56-64	(8)	22-57/23-48	.386/.479	8-30/4-11	.267/.364	4-9/14-19	.444/.737	34/31 +3	10/6	22/19	1/5	10/6	18/11
UC DAVIS	33/28	60/56	93-84	+9	31-62/28-55	.500/.509	9-26/6-19	.346/.316	22-29/22-24	.759/.917	33/29 +4	24/9	12/14	5/3	8/6	17/23
Fresno State	32/31	39/38	71-69	+2	23-59/27-60	.390/.450	12-31/9-27	.387/.333	13-20/6-13	.650/.462	33/44 (11)	9/12	9/15	4/7	9/6	17/18
HARVARD	28/30	43/41	81-84	(3)	30-63/34-60	.476/.567	7-23/9-17	.304/.529	14-19/7-9	.737/.778	25/39 (14)	11/13	13/21	3/4	11/6	18/18
SAINT MARY'S (CA)	28/36	30/33	58-69	(11)	20-60/26-60	.333/.433	6-25/4-11	.240/.364	12-17/13-15	.706/.867	31/46 (15)	5/9	10/13	3/3	9/5	16/16
Portland	26/32	39/44	65-76	(11)	25-59/25-51	.424/.490	9-28/7-13	.321/.538	6-9/19-24	.667/.792	34/28 +6	14/15	19/13	4/5	7/10	22/15
SANTA CLARA	35/23	45/38	80-61	+19	29-55/19-58	.527/.328	8-22/4-12	.364/.333	14-17/19-23	.824/.826	45/26 +19	12/4	16/10	12/3	6/9	19/21
Pacific	48/34	31/41	79-75	+4	27-53/28-61	.509/.459	10-21/5-16	.476/.313	15-23/14-21	.652/.667	30/30 -	9/14	13/9	2/4	3/6	19/21
LOYOLA MARYMOUNT	26/28	35/25	61-53	+8	21-44/21-54	.477/.389	9-29/5-23	.310/.217	10-15/6-8	.667/.750	28/33 (5)	15/8	12/11	4/1	3/7	16/16
Saint Mary's (CA)	28/25	20/33	48-58	(10)	20-55/20-47	.364/.426	7-24/5-14	.292/.357	1-2/13-19	.500/.684	37/28 +9	6/11	17/8	3/2	5/11	14/10
BYU	38/45	45/37	83-82	+1	30-55/30-58	.545/.517	13-25/15-27	.520/.556	10-11/7-10	.909/.700	31/25 +6	11/18	11/7	2/0	5/8	16/14
San Diego	27/22	42/22	69-44	+25	25-56/16-54	.446/.296	4-16/1-12	.250/.083	15-25/11-20	.600/.550	37/35 +2	6/10	15/16	6/3	10/7	21/16
GONZAGA	43/35	36/48	79-83	(4)	27-66/27-50	.409/.540	7-28/4-5	.250/.800	18-29/25-32	.720/.781	32/38 (6)	7/8	7/15	3/3	6/5	25/21
PACIFIC	13/29	35/31	48-60	(12)	16-58/22-53	.276/.415	3-24/3-7	.125/.429	13-18/13-20	.722/.650	32/51 (19)	11/6	5/12	5/3	7/2	19/17

Note: Game totals are displayed in the format TEAM/OPPONENT for each category

2019-20 USF MEN'S BASKETBALL GAME NOTES

2019-20 Season/Career Statistics

SEASON STATISTICS											CAREER STATISTICS									
SUMMARY	gp-gs	min/g	fg%	3fg%	ft%	r/g	a/g	stl	blk	pts/g	gp-gs	min/g	fg%	3fg%	ft%	r/g	a/g	stl	blk	pts/g
MINLEND, Charles	25-25	29.4	.414	.314	.637	4.6	1.8	23	14	14.8	89-73	26.4	.416	.323	.646	3.7	1.5	73	38	12.9
BOUYEA, Jamaree	25-25	33.2	.520	.333	.629	4.1	3.6	48	20	13.2	92-35	22.0	.465	.305	.647	2.9	1.8	100	45	6.7
LULL, Jimbo	25-25	28.0	.569	.333	.757	6.9	1.0	12	18	11.4	119-62	17.1	.580	.245	.727	4.3	0.6	32	59	6.7
SHABAZZ, Khalil	25-2	20.3	.419	.387	.755	3.3	1.3	40	0	10.2	25-2	20.3	.419	.387	.755	3.3	1.3	40	0	10.2
RATINHO, Jordan	25-25	27.5	.369	.303	.789	1.9	1.2	15	7	8.7	127-117	28.3	.422	.383	.639	2.8	1.1	89	31	9.3
RAITANEN, Remu	25-0	16.3	.423	.362	.857	3.1	0.7	11	6	5.2	119-3	15.1	.394	.326	.733	2.7	0.6	40	14	4.2
KUNEN, Josh	25-20	22.7	.474	.273	.903	6.0	1.2	10	7	5.0	25-20	22.7	.474	.273	.903	6.0	1.2	10	7	5.0
RYUNY, Dzmitry	22-0	11.2	.405	.420	1.000	2.1	0.5	5	5	5.0	39-0	9.5	.425	.430	.950	1.7	0.4	7	9	4.4
ANDERSON, Trevante	19-0	7.1	.313	.357	.783	0.4	0.4	7	0	3.1	34-0	6.6	.360	.386	.704	0.4	0.6	8	0	2.6
JURKATAMM, Taavi	15-3	13.7	.320	.000	.357	2.9	0.6	3	7	1.4	72-10	10.4	.378	.188	.280	1.9	0.5	17	28	1.1
VISSER, Jonas	5-0	5.0	.000	.000	1.000	0.2	0.2	0	0	0.4	5-0	5.0	.000	.000	1.000	0.2	0.2	0	0	0.4
SCORING	fg-fga	fg%	3fg-fga	3fg%	ft-fta	ft%	pts	pts/g			fg-fga	fg%	3fg-fga	3fg%	ft-fta	ft%	pts	pts/g		
MINLEND, Charles	126-304	.414	38-121	.314	79-124	.637	369	14.8			404-971	.416	133-412	.323	208-322	.646	1149	12.9		
BOUYEA, Jamaree	129-248	.520	32-96	.333	39-62	.629	329	13.2			232-499	.465	60-197	.305	88-136	.647	612	6.7		
LULL, Jimbo	112-197	.569	9-27	.333	53-70	.757	286	11.4			322-555	.580	13-53	.245	141-194	.727	798	6.7		
SHABAZZ, Khalil	85-203	.419	46-119	.387	40-53	.755	256	10.2			85-203	.419	46-119	.387	40-53	.755	256	10.2		
RATINHO, Jordan	75-203	.369	37-122	.303	30-38	.789	217	8.7			416-986	.422	240-626	.383	115-180	.639	1187	9.3		
RAITANEN, Remu	41-97	.423	25-69	.362	24-28	.857	131	5.2			160-406	.394	90-276	.326	85-116	.733	495	4.2		
KUNEN, Josh	45-95	.474	6-22	.273	28-31	.903	124	5.0			45-95	.474	6-22	.273	28-31	.903	124	5.0		
RYUNY, Dzmitry	34-84	.405	29-69	.420	12-12	1.000	109	5.0			54-127	.425	46-107	.430	19-20	.950	173	4.4		
ANDERSON, Trevante	15-48	.313	10-28	.357	18-23	.783	58	3.1			27-75	.360	17-44	.386	19-27	.704	90	2.6		
JURKATAMM, Taavi	8-25	.320	0-3	.000	5-14	.357	21	1.4			34-90	.378	3-16	.188	7-25	.280	78	1.1		
VISSER, Jonas	0-1	.000	0-0	.000	2-2	1.000	2	0.4			0-1	.000	0-0	.000	2-2	1.000	2	0.4		
TOTALS	o-reb	d-reb	t-reb	pf	fo	ast	to	a/to			o-reb	d-reb	t-reb	pf	fo	ast	to	a/to		
MINLEND, Charles	35	80	115	41	0	45	47	1.0			93	237	330	121	0	134	135	1.0		
BOUYEA, Jamaree	16	87	103	45	0	89	58	1.5			30	234	264	134	1	162	115	1.4		
LULL, Jimbo	62	111	173	59	1	24	42	0.6			180	330	510	251	6	69	132	0.5		
SHABAZZ, Khalil	17	66	83	66	3	32	25	1.3			17	66	83	66	3	32	25	1.3		
RATINHO, Jordan	13	34	47	48	0	30	25	1.2			79	274	353	271	2	145	107	1.4		
RAITANEN, Remu	30	47	77	34	0	17	11	1.5			103	221	324	159	0	76	54	1.4		
KUNEN, Josh	47	103	150	71	3	30	51	0.6			47	103	150	71	3	30	51	0.6		
RYUNY, Dzmitry	11	35	46	22	0	11	11	1.0			13	53	66	33	0	16	17	0.9		
ANDERSON, Trevante	1	7	8	15	0	8	11	0.7			2	11	13	30	0	19	18	1.1		
JURKATAMM, Taavi	10	33	43	41	2	9	13	0.7			42	96	138	127	3	36	35	1.0		
VISSER, Jonas	0	1	1	4	0	1	1	1.0			0	1	1	4	0	1	1	1.0		

2019-20 USF MEN'S BASKETBALL GAME NOTES

2018-19 Team/Opponent Highs and Lows

USF Highs

San Francisco - TEAM GAME HIGHS

POINTS	101	SONOMA ST. (11/05/19)
	100	CSU BAKERSFIELD (11/19/19)
	93	UC DAVIS (12/21/19)
	91	at Cal St. Fullerton (12/14/19)
	90	SAM HOUSTON ST. (11/23/19)
FIELD GOALS MADE	34	SONOMA ST. (11/05/19)
	33	at Cal St. Fullerton (12/14/19)
FIELD GOAL ATTEMPTS	73	SONOMA ST. (11/05/19)
	70	YALE (11/11/19)
FIELD GOAL PERCENTAGE	.574 (31-54)	CSU BAKERSFIELD (11/19/19)
	.545 (30-55)	BYU (01/25/20)
3 PT FIELD GOALS MADE	19	CSU BAKERSFIELD (11/19/19)
	14	SONOMA ST. (11/05/19)
3 PT FG ATTEMPTS	44	SONOMA ST. (11/05/19)
	34	SAM HOUSTON ST. (11/23/19)
3 PT FG PERCENTAGE	.760 (19-25)	CSU BAKERSFIELD (11/19/19)
	.520 (13-25)	BYU (01/25/20)
FREE THROWS MADE	22	UC DAVIS (12/21/19)
	21	SAM HOUSTON ST. (11/23/19)
FREE THROW ATTEMPTS	29	UC DAVIS (12/21/19)
	28	SAM HOUSTON ST. (11/23/19)
FREE THROW PERCENTAGE	.909 (10-11)	BYU (01/25/20)
	.864 (19-22)	SONOMA ST. (11/05/19)
REBOUNDS	52	SONOMA ST. (11/05/19)
	47	HAMPTON (11/26/19)
ASSISTS	24	UC DAVIS (12/21/19)
	20	CSU BAKERSFIELD (11/19/19)
STEALS	12	at Cal St. Fullerton (12/14/19)
	11	HARVARD (12/30/19)
BLOCKED SHOTS	12	SANTA CLARA (01/09/20)
	6	at San Diego (01/30/20)
	6	ARIZONA ST. (12/03/19)
TURNOVERS	22	at Stanford (12/17/19)
	19	at Portland (01/04/20)
FOULS	25	GONZAGA (02/01/20)
	23	at Hawaii (11/29/19)

USF Lows

San Francisco - GAME LOWS

POINTS	48	at Saint Mary's (CA) (01/23/20)
	48	PACIFIC (02/06/20)
	56	at Stanford (12/17/19)
	58	SAINT MARY'S (CA) (01/02/20)
	61	LOYOLA MARYMOUNT (01/18/20)
FIELD GOALS MADE	16	PACIFIC (02/06/20)
	20	SAINT MARY'S (CA) (01/02/20)
	20	at Saint Mary's (CA) (01/23/20)
FIELD GOAL ATTEMPTS	44	LOYOLA MARYMOUNT (01/18/20)
	53	at Pacific (01/11/20)
FIELD GOAL PERCENTAGE	.276 (16-58)	PACIFIC (02/06/20)
	.333 (20-60)	SAINT MARY'S (CA) (01/02/20)
3 PT FIELD GOALS MADE	3	PACIFIC (02/06/20)
	4	at San Diego (01/30/20)
3 PT FG ATTEMPTS	16	at San Diego (01/30/20)
	21	at Hawaii (11/29/19)
	21	at Pacific (01/11/20)
3 PT FG PERCENTAGE	.125 (3-24)	PACIFIC (02/06/20)
	.240 (6-25)	SAINT MARY'S (CA) (01/02/20)
FREE THROWS MADE	1	at Saint Mary's (CA) (01/23/20)
	4	at Stanford (12/17/19)
FREE THROW ATTEMPTS	2	at Saint Mary's (CA) (01/23/20)
	7	at Southern Ill. (11/16/19)
FREE THROW PERCENTAGE	.444 (4-9)	at Stanford (12/17/19)
	.500 (1-2)	at Saint Mary's (CA) (01/23/20)
REBOUNDS	25	HARVARD (12/30/19)
	28	LOYOLA MARYMOUNT (01/18/20)
ASSISTS	5	ARIZONA ST. (12/03/19)
	5	SAINT MARY'S (CA) (01/02/20)
STEALS	3	PRINCETON (11/09/19)
	3	at Pacific (01/11/20)
	3	LOYOLA MARYMOUNT (01/18/20)
BLOCKED SHOTS	1	HAMPTON (11/26/19)
	1	at Cal St. Fullerton (12/14/19)
	1	at Stanford (12/17/19)
TURNOVERS	5	PACIFIC (02/06/20)
	7	GONZAGA (02/01/20)
FOULS	12	CSU BAKERSFIELD (11/19/19)
	12	at Cal St. Fullerton (12/14/19)

Opponent Highs

Opponent - GAME HIGHS

POINTS	85	at Hawaii (11/29/19)
	84	HARVARD (12/30/19)
	84	UC DAVIS (12/21/19)
	83	GONZAGA (02/01/20)
	82	BYU (01/25/20)
FIELD GOALS MADE	34	HARVARD (12/30/19)
	30	BYU (01/25/20)
FIELD GOAL ATTEMPTS	63	YALE (11/11/19)
	62	ARIZONA ST. (12/03/19)
	62	HAMPTON (11/26/19)
FIELD GOAL PERCENTAGE	.567 (34-60)	HARVARD (12/30/19)
	.540 (27-50)	GONZAGA (02/01/20)
3 PT FIELD GOALS MADE	15	BYU (01/25/20)
	13	SAM HOUSTON ST. (11/23/19)
3 PT FG ATTEMPTS	27	BYU (01/25/20)
	27	at Fresno State (12/23/19)
	27	YALE (11/11/19)
3 PT FG PERCENTAGE	.800 (4-5)	GONZAGA (02/01/20)
	.556 (15-27)	BYU (01/25/20)
FREE THROWS MADE	25	GONZAGA (02/01/20)
	22	UC DAVIS (12/21/19)
FREE THROW ATTEMPTS	32	GONZAGA (02/01/20)
	28	YALE (11/11/19)
FREE THROW PERCENTAGE	1.000 (3-3)	SONOMA ST. (11/05/19)
	.917 (22-24)	UC DAVIS (12/21/19)
REBOUNDS	51	PACIFIC (02/06/20)
	46	SAINT MARY'S (CA) (01/02/20)
ASSISTS	18	BYU (01/25/20)
	15	at Portland (01/04/20)
STEALS	11	at Saint Mary's (CA) (01/23/20)
	10	at Portland (01/04/20)
BLOCKED SHOTS	7	at Fresno State (12/23/19)
	5	at Portland (01/04/20)
	5	at Stanford (12/17/19)
	5	CSU BAKERSFIELD (11/19/19)
TURNOVERS	21	HARVARD (12/30/19)
	19	at Stanford (12/17/19)
FOULS	23	UC DAVIS (12/21/19)
	22	SAM HOUSTON ST. (11/23/19)

Opponent Lows

Opponent - GAME LOWS

POINTS	44	at San Diego (01/30/20)
	50	SONOMA ST. (11/05/19)
	53	LOYOLA MARYMOUNT (01/18/20)
	58	at Saint Mary's (CA) (01/23/20)
	60	at Southern Ill. (11/16/19)
	60	PACIFIC (02/06/20)
FIELD GOALS MADE	16	at San Diego (01/30/20)
	19	SANTA CLARA (01/09/20)
FIELD GOAL ATTEMPTS	47	at Saint Mary's (CA) (01/23/20)
	48	at Southern Ill. (11/16/19)
	48	at Stanford (12/17/19)
FIELD GOAL PERCENTAGE	.296 (16-54)	at San Diego (01/30/20)
	.328 (19-58)	SANTA CLARA (01/09/20)
3 PT FIELD GOALS MADE	1	at San Diego (01/30/20)
	3	CSU BAKERSFIELD (11/19/19)
	3	PACIFIC (02/06/20)
3 PT FG ATTEMPTS	5	GONZAGA (02/01/20)
	7	CSU BAKERSFIELD (11/19/19)
	7	PACIFIC (02/06/20)
3 PT FG PERCENTAGE	.083 (1-12)	at San Diego (01/30/20)
	.217 (5-23)	LOYOLA MARYMOUNT (01/18/20)
FREE THROWS MADE	3	SONOMA ST. (11/05/19)
	6	at Fresno State (12/23/19)
	6	LOYOLA MARYMOUNT (01/18/20)
FREE THROW ATTEMPTS	3	SONOMA ST. (11/05/19)
	8	LOYOLA MARYMOUNT (01/18/20)
FREE THROW PERCENTAGE	.462 (6-13)	at Fresno State (12/23/19)
	.550 (11-20)	at San Diego (01/30/20)
REBOUNDS	23	SONOMA ST. (11/05/19)
	23	at Southern Ill. (11/16/19)
ASSISTS	3	CSU BAKERSFIELD (11/19/19)
	4	SANTA CLARA (01/09/20)
STEALS	2	SONOMA ST. (11/05/19)
	2	at Hawaii (11/29/19)
	2	PACIFIC (02/06/20)
BLOCKED SHOTS	0	SONOMA ST. (11/05/19)
	0	BYU (01/25/20)
TURNOVERS	7	BYU (01/25/20)
	8	YALE (11/11/19)
	8	at Saint Mary's (CA) (01/23/20)
FOULS	8	at Southern Ill. (11/16/19)
	10	at Saint Mary's (CA) (01/23/20)

2019-20 USF MEN'S BASKETBALL GAME NOTES

2019-20 Last Four Box Scores

Official Basketball Box Score -- Game Totals -- Final Statistics BYU vs San Francisco 01/25/20 12:00 am at San Francisco, CA

BYU 82 • 15-7,4-3 WCC

##	Player	Total			3-Ptr			Rebounds			PF	TP	A	TO	Blk	Stl	Min
		FG-FGA	FG-FGA	FT-FTA	FG-FGA	FG-FGA	FT-FTA	Off	Def	Tot							
23	Yoeli Childs	f	8-16	3-6	0-2	2	5	7	0	19	8	1	0	1	33		
40	Kolby Lee	f	1-2	0-1	0-0	2	1	3	2	2	0	0	0	0	17		
04	Alex Barcello	g	4-5	4-4	2-2	0	3	3	2	14	0	1	0	2	36		
05	Jake Toolson	g	6-14	3-6	2-2	0	3	3	4	17	3	3	0	0	33		
30	TJ Haws	g	7-12	3-4	3-4	0	1	1	2	20	4	2	0	4	36		
02	Zac Seljaas	g	1-1	1-1	0-0	0	2	2	2	3	0	0	0	0	11		
33	Dalton Nixon	g	3-6	1-3	0-0	0	2	2	2	7	1	0	0	1	13		
44	Connor Harding	g	0-2	0-2	0-0	0	3	3	0	0	2	0	0	0	21		
Team						0	1	1									
Totals			30-58	15-27	7-10	4	21	25	14	82	18	7	0	8	200		

FG % 1st Half: 17-30 56.7% 2nd half: 13-28 46.4% Game: 30-58 51.7% Deadball Rebounds 1
 3FG % 1st Half: 9-15 60.0% 2nd half: 6-12 50.0% Game: 15-27 55.6%
 FT % 1st Half: 2-3 66.7% 2nd half: 5-7 71.4% Game: 7-10 70.0%

San Francisco 83 • 15-7,4-3 WCC

##	Player	Total			3-Ptr			Rebounds			PF	TP	A	TO	Blk	Stl	Min
		FG-FGA	FG-FGA	FT-FTA	FG-FGA	FG-FGA	FT-FTA	Off	Def	Tot							
10	KUNEN, Josh	f	3-8	2-5	0-0	1	4	5	3	8	0	3	0	0	22		
05	LULL, Jimbo	c	2-4	0-0	2-2	1	1	2	0	6	1	0	0	0	23		
01	BOUYEA, Jamaree	g	10-15	3-6	0-0	0	4	4	3	23	5	1	1	3	37		
14	MINLEND, Charles	g	3-7	0-0	0-0	2	5	7	0	6	3	1	0	0	28		
25	RATINHO, Jordan	g	1-5	1-4	2-2	0	2	2	3	5	0	2	1	0	28		
00	SHABAZZ, Khalil	g	10-10	6-6	6-7	0	6	6	2	32	1	3	0	1	25		
11	RAITANEN, Remu	g	1-2	1-2	0-0	0	1	1	0	3	0	0	0	1	17		
22	RYUNY, Dzmitry	g	0-2	0-2	0-0	1	0	1	0	0	0	1	0	0	4		
34	JURKATAMM, Taavi	g	0-2	0-0	0-0	0	2	2	5	0	1	0	0	0	16		
Team						0	1	1									
Totals			30-55	13-25	10-11	5	26	31	16	83	11	11	2	5	200		

FG % 1st Half: 15-31 48.4% 2nd half: 15-24 62.5% Game: 30-55 54.5% Deadball Rebounds 0
 3FG % 1st Half: 6-14 42.9% 2nd half: 7-11 63.6% Game: 13-25 52.0%
 FT % 1st Half: 2-2 100.0% 2nd half: 8-9 88.9% Game: 10-11 90.9%

Officials: Ken Ditty, Glen Mayberry, Verne Harris
 Technical fouls: BYU-TJ Haws, San Francisco-None.
 Attendance: 3006
 2019-20 Men's Basketball. Round: 0. BYU vs San Francisco. Played at War Memori

Score by periods	1st	2nd	Total
BYU	45	37	82
San Francisco	38	45	83

Points In Off 2nd Fast Bench
 BYU 28 13 4 6 10
 USF 28 14 4 14 35

Score tied - 2 times.
 Lead changed - 5 times.

Largest lead - BYU 2nd-00:00, USF 2nd-01:47.
 Largest lead - BYU by 14 2nd-15:56, USF by 13 2nd-06:02.
 BYU led for 24:57. USF led for 12:00. Game was tied for 03:03.

Official Basketball Box Score -- Game Totals -- Final Statistics San Francisco vs San Diego 01/30/20 7:00 pm at San Diego, CA

San Francisco 69 • 16-7,5-3 WCC

##	Player	Total			3-Ptr			Rebounds			PF	TP	A	TO	Blk	Stl	Min
		FG-FGA	FG-FGA	FT-FTA	FG-FGA	FG-FGA	FT-FTA	Off	Def	Tot							
10	KUNEN, Josh	f	1-1	0-0	0-0	1	2	3	4	2	1	1	0	0	9		
05	LULL, Jimbo	c	5-9	0-0	5-7	4	3	7	3	15	1	2	1	0	26		
01	BOUYEA, Jamaree	g	4-9	1-2	0-0	0	7	7	2	9	0	6	0	5	32		
14	MINLEND, Charles	g	9-20	1-6	2-3	2	8	10	1	21	1	1	4	0	32		
25	RATINHO, Jordan	g	0-2	0-2	0-0	0	2	2	0	2	0	1	1	0	25		
00	SHABAZZ, Khalil	g	5-10	1-3	4-8	0	3	3	15	1	1	0	3	25			
11	RAITANEN, Remu	g	1-3	1-3	4-5	1	1	2	3	7	1	0	0	2	34		
12	ANDERSON, Trevante	g	0-0	0-0	0-0	0	1	1	0	0	0	0	0	0	2		
22	RYUNY, Dzmitry	g	0-1	0-0	0-0	0	1	1	0	0	0	0	0	0	3		
34	JURKATAMM, Taavi	g	0-1	0-0	0-2	0	1	1	3	0	0	1	1	0	12		
Team						0	0	0									
Totals			25-56	4-16	15-25	8	29	37	21	69	15	6	10	10	200		

FG % 1st Half: 8-25 32.0% 2nd half: 17-31 54.8% Game: 25-56 44.6% Deadball Rebounds 6.5
 3FG % 1st Half: 2-8 25.0% 2nd half: 2-8 25.0% Game: 4-16 25.0%
 FT % 1st Half: 9-12 75.0% 2nd half: 6-13 46.2% Game: 15-25 60.0%

San Diego 44 • 8-15,1-7 WCC

##	Player	Total			3-Ptr			Rebounds			PF	TP	A	TO	Blk	Stl	Min
		FG-FGA	FG-FGA	FT-FTA	FG-FGA	FG-FGA	FT-FTA	Off	Def	Tot							
15	Alex Floresca	f	0-3	0-1	4-4	2	3	5	1	4	1	3	0	1	21		
23	James Jean-Marie	f	3-7	0-0	2-2	4	3	7	1	8	0	2	0	0	30		
00	Marion Humphrey	g	2-7	0-1	0-2	0	4	4	4	4	3	2	1	3	33		
01	Braun Hartfield	g	5-15	1-3	0-2	2	6	8	2	11	1	2	1	0	32		
02	Joey Calcaterra	g	1-7	0-2	2-2	0	0	1	4	1	3	0	2	23			
03	Noel Coleman	g	0-0	0-0	0-0	0	0	0	0	0	0	0	0	0	2		
04	Sabry Philip	g	0-1	0-0	0-0	0	0	0	0	0	0	0	0	0	2		
05	Finn Sullivan	g	2-6	0-3	1-4	0	2	2	0	5	2	1	0	1	25		
10	Mikal Gjerde	g	0-0	0-0	0-0	0	1	1	0	0	0	0	0	0	2		
14	Felipe Doria	g	0-1	0-1	0-0	0	0	0	0	0	0	0	0	0	1		
20	Jared Rodriguez	g	1-4	0-1	2-2	2	1	3	2	4	0	1	0	0	14		
25	Yauhen Massalski	g	2-3	0-0	0-2	0	5	5	5	4	2	1	1	0	15		
Team						0	0	0									
Totals			16-54	1-12	11-20	10	25	35	16	44	10	16	3	7	200		

FG % 1st Half: 7-27 25.9% 2nd half: 9-27 33.3% Game: 16-54 29.6% Deadball Rebounds 3.2
 3FG % 1st Half: 0-6 0.0% 2nd half: 1-6 16.7% Game: 1-12 8.3%
 FT % 1st Half: 8-10 80.0% 2nd half: 3-10 30.0% Game: 11-20 55.0%

Officials: Casey McClellan, Nate Harris, Eric Curry
 Technical fouls: San Francisco-None, San Diego-None.
 Attendance: 1642
 2019-20 Men's Basketball. Round: 0. San Diego vs San Francisco. Played at Jenn

Score by periods	1st	2nd	Total
San Francisco	27	42	69
San Diego	22	22	44

Points In Off 2nd Fast Bench
 USF 38 9 11 13 22
 USD 20 12 3 6 13

Largest lead - USF by 25 2nd-00:51, USD by 6 1st-15:14.
 USF led for 29:21. USD led for 07:00. Game was tied for 03:39.

Official Basketball Box Score -- Game Totals -- Final Statistics Gonzaga vs San Francisco 02/01/20 12:00 am at San Francisco, CA

Gonzaga 83 • 23-1,9-0 WCC

##	Player	Total			3-Ptr			Rebounds			PF	TP	A	TO	Blk	Stl	Min
		FG-FGA	FG-FGA	FT-FTA	FG-FGA	FG-FGA	FT-FTA	Off	Def	Tot							
02	Drew Timme	f	6-11	0-0	7-8	0	4	4	4	19	3	2	3	0	30		
03	Filip Petrushev	f	8-14	0-0	7-12	0	11	11	4	23	1	2	0	2	30		
24	Corey Kispert	f	4-5	2-2	1-1	0	3	3	4	11	0	3	0	1	32		
04	Ryan Woolridge	g	3-5	0-0	1-2	1	1	2	4	7	2	3	0	1	34		
11	Joel Ayayi	g	2-6	2-2	6-6	4	5	9	3	12	1	2	0	0	39		
01	Admon Gilder	g	4-9	0-1	3-3	1	4	5	2	11	1	3	0	1	32		
05	Martynas Arlauskas	g	0-0	0-0	0-0	0	0	0	0	0	0	0	0	0	3		
23	Matthew Lang	g	0-0	0-0	0-0	0	0	0	0	0	0	0	0	0	0+		
Team						1	3	4									
Totals			27-50	4-5	25-32	7	31	38	21	83	8	15	3	5	200		

FG % 1st Half: 12-24 50.0% 2nd half: 15-26 57.7% Game: 27-50 54.0% Deadball Rebounds 3
 3FG % 1st Half: 0-1 0.0% 2nd half: 4-4 100.0% Game: 4-5 80.0%
 FT % 1st Half: 11-15 73.3% 2nd half: 14-17 82.4% Game: 25-32 78.1%

San Francisco 79 • 16-8,5-4 WCC

##	Player	Total			3-Ptr			Rebounds			PF	TP	A	TO	Blk	Stl	Min
		FG-FGA	FG-FGA	FT-FTA	FG-FGA	FG-FGA	FT-FTA	Off	Def	Tot							
10	KUNEN, Josh	f	2-5	1-1	4-4	1	2	3	5	9	0	0	0	0	24		
05	LULL, Jimbo	c	2-3	0-0	2-2	1	2	3	5	6	0	1	1	0	13		
01	BOUYEA, Jamaree	g	5-12	0-5	1-4	2	1	3	2	11	3	4	2	1	31		
14	MINLEND, Charles	g	4-14	1-5	3-4	3	2	5	2	12	0	1	0	0	30		
25	RATINHO, Jordan	g	6-13	2-5	0-0	2	4	3	14	1	0	0	0	1	36		
00	SHABAZZ, Khalil	g	4-11	1-7	3-4	1	2	3	1	12	0	0	0	3	27		
11																	