

# BYU BASKETBALL

Kyle Chilton, BYU Athletic Communications | O: 801-422-4909 | C: 801-372-2080 | kyle\_chilton@byu.edu | 30 Smith Fieldhouse | Provo, UT | 84602

## BYU 2018-19 SCHEDULE

O24	Wed	Saint Martin's (Exh)	BYUtv	W, 92-71
N1	Thu	Westminster (Exh)	BYUtv	W, 72-43
N6	Tue	at Nevada	CBS SN	L, 70-86
N9	Fri	Utah Valley%	BYUtv	W, 75-65
N13	Tue	Northwestern State@	BYUtv	W, 82-57
N15	Thu	Oral Roberts	BYUtv	W, 85-65
N17	Sat	Alabama A&M@	BYUtv	W, 91-60
N21	Wed	Rice@	BYUtv	W, 105-78
N24	Sat	Houston@	BYUtv	4 pm
N28	Wed	at Illinois State	The Valley on ESPN	7 pm
D1	Sat	at Weber State	KJZZ	7 pm
D5	Wed	Utah State	BYUtv	7 pm
D8	Sat	vs. Utah ^	ESPNU	12 pm
D12	Wed	Portland State	BYUtv	7 pm
D15	Sat	vs. UNLV#	ESPN Networks	5:30 pm
D22	Sat	at San Diego State	CBS SN	4 pm
D29	Sat	at Mississippi State	ESPNU	TBD
J3	Thu	at Pacific*	ESPNU	8 pm
J5	Sat	at Saint Mary's*	ESPNU	8 pm
J10	Thu	Portland*	BYUtv	7 pm
J12	Sat	Santa Clara*	BYUtv	7 pm
J17	Thu	at Pepperdine*	ESPNU	8 pm
J19	Sat	at San Francisco*	NBC Bay Area	8 pm
J24	Thu	Saint Mary's*	ESPN Networks	9 pm
J31	Thu	Gonzaga*	ESPN Networks	9 pm
F2	Sat	Loyola Marymount*	BYUtv	7 pm
F7	Thu	at Portland*	ESPN Networks	8 pm
F9	Sat	Pacific*	BYUtv	7 pm
F14	Thu	at San Diego*	Spectrum SN	7 pm
F16	Sat	at Loyola Marymount*	Spectrum SN	1 pm
F21	Thu	San Francisco*	BYUtv	7 pm
F23	Sat	at Gonzaga*	ESPN Networks	7 pm
M2	Sat	San Diego*	BYUtv	7 pm
M7-12		WCC Championships	BYUtv/ESPN	

% UCCU Crosstown Clash  
 @ Men Against Breast Cancer Cougar Cup  
 ^ Beehive Classic  
 # at T-Mobile Arena  
 \* WCC Game  
 All times local to site

## SOCIAL MEDIA

Website: [www.BYUcougars.com](http://www.BYUcougars.com)  
 Facebook: [/BYUbasketball](https://www.facebook.com/BYUbasketball) | [/BYUcougars](https://www.facebook.com/BYUcougars)  
 Twitter: [@BYUbasketball](https://twitter.com/BYUbasketball) | [@BYUcougars](https://twitter.com/BYUcougars)  
 Instagram: [BYUcougars](https://www.instagram.com/BYUcougars)  
 Hashtags: [#BYUhoops](https://twitter.com/BYUhoops) [#GoCougars](https://twitter.com/GoCougars)

\*\*Follow @BYUgamenotes on Twitter for in-game Cougar achievements, milestones and notes.\*\*



## Houston (3-0, 0-0 American) COUGARS

Head Coach ..... Kelvin Sampson  
 Alma Mater. .... UNC Pembroke, 1978  
 Division I Career Record . . . 586-318 (30th)  
 Record at Houston ..... 86-48 (5th)

## GAME INFORMATION

TV ..... BYUtv  
 TV Talent. .... Dave McCann (play-by-play)  
 ..... Blaine Fowler (analyst)  
 ..... Lauren McClain (courtside)  
 Live Video. .... .BYUtv.org  
 Radio ..... BYU Sports Network  
 . . . . .BYU Radio - Sirius XM 143, KSL 102.7 FM/1160 AM  
 Radio Talent. . . Jason Shepherd (play-by-play)  
 ..... Mark Durrant (analyst)  
 Live Stats ..... BYUcougars.com

## SERIES INFORMATION

Series Record ..... Houston leads 4-2  
 Last Meeting. . . Houston won 77-67, 3/15/06  
 H/A/N ..... 1-1/0-2/1-1



## BYU (5-1, 0-0 WCC) COUGARS

Head Coach ..... Dave Rose  
 Alma Mater. .... Houston, 1983  
 Career Record. .... 334-123 (14th)  
 Record at BYU. .... Same

## BYU STORYLINES

- BYU coach Dave Rose will be coaching against his alma mater on Saturday. Rose played at Houston from 1980-83 and was a team captain on the 1983 Phi Slama Jama team that advanced to the NCAA title. Saturday's game is the finale of the Men Against Breast Cancer Cougar Cup Series.
- Jahshire Hardnett had his best scoring game in a Cougar uniform against Rice, posting 20 points on 6 of 7 shooting from the field.
- TJ Haws has led BYU in assists in all six games this season, including a career high-tying eight vs. Rice. He is averaging 5.5 assists per game.



## BYU'S PROJECTED STARTING LINEUP (BASED ON PREVIOUS GAME)



**#30 | TJ Haws**  
 Guard  
 6-4 | 170 | Jr.  
 Alpine, Utah  
 Lone Peak HS

GP/GS	MPG	Pts	Reb	Ast	Stl	FG%	3PT%	FT%
6/6	31.3	14.2	4.8	5.5	1.3	.534	.370	.813


**Notes:** A team captain ... over the last two games has shot 15 of 21 from the field and totaled 14 assists and 2 turnovers ... has led the team in assists in every game ... has a 2.75:1 assist to TO ratio ... is 45 points shy of 1,000 for his career ... in 2017-18 received All-WCC Honorable Mention and was named to the WCC All-Academic Team



**#0 | Jahshire Hardnett**  
 Guard  
 6-0 | 185 | Jr.  
 Gulfport, Mississippi  
 Chipola College

GP/GS	MPG	Pts	Reb	Ast	Stl	FG%	3PT%	FT%
6/6	26.7	12.7	3.0	3.0	1.0	.481	.333	.870

**Notes:** Has scored in double figures three times ... has hit a 3-pointer in four of six games ... in 2017-18 started the last 32 games of the season ... received the Outstanding Defensive Player Award at the end of season banquet ... posted season highs of 17 points, 8 rebounds, 5 assists, 2 steals, 1 block and 2 3-point field goals



**#2 | Zac Seljaas**  
 Guard  
 6-7 | 215 | Jr.  
 Bountiful, Utah  
 Bountiful HS

GP/GS	MPG	Pts	Reb	Ast	Blk	FG%	3PT%	FT%
6/6	23.7	8.3	3.2	1.2	0.8	.381	.406	.714

**Notes:** Has hit a 3-pointer in every game, multiple 3-pointers four times ... in 2017-18 posted season highs of 11 points, 5 rebounds, 5 assists, 2 blocks and 2 steals ... scored in double figures five times and led the team in assists twice ... owns the BYU record for 3-point field goal percentage by a Cougar freshman when he hit 50.0 percent (68-136) from long range



**#23 | Yoeli Childs**  
 Forward  
 6-8 | 225 | Jr.  
 South Jordan, Utah  
 Bingham HS

GP/GS	MPG	Pts	Reb	Ast	Blk	FG%	3PT%	FT%
6/6	30.7	20.7	12.5	3.5	1.2	.532	.231	.808

**Notes:** Over the last two games has hit 20 of 28 (.714) from the field ... has five double-doubles and three 20-point games ... a candidate for the Karl Malone Award ... named to the 2018-19 All-WCC Preseason Team ... became the 51st Cougar to reach 1,000 career points vs. Oral Roberts ... in 2017-18 was named to the All-WCC First Team and USBWA and NABC All-District



**#33 | Dalton Nixon**  
 Forward  
 6-7 | 215 | Jr.  
 Orem, Utah  
 Orem HS

GP/GS	MPG	Pts	Reb	Ast	Stl	FG%	3PT%	FT%
6/5	18.7	6.7	4.2	1.2	0.5	.405	.100	.818

**Notes:** Has season highs of 15 points and seven rebounds ... played in 23 games in 2017-18 and missed 12 due to injury ... named the Best Conditioned Post Player Award ... posted season highs of 15 points, 8 rebounds, 4 assists, 2 steals and 2 3-point field goals ... led the team in scoring once, assists once and rebounds twice

## OFF THE BYU BENCH

No.	Name	Pos.	Ht.	Wt.	Yr.	Pts.	Reb.	Hometown (Previous School)	Notes
1	Rylan Bergersen	G	6-6	200	So.	4.8	1.7	Boise, Idaho (Link Year)	Posted 6 points, 3 rebounds and a career-best 3 assists vs. Rice
4	Nick Emery	G	6-2	185	Jr.	-	-	Alpine, Utah (Lone Peak HS)	Set to return from suspension when BYU plays Utah State at home, Dec. 5
10	Jesse Wade	G	6-1	175	So.	-	-	Kaysville, Utah (Gonzaga)	Will sit out 2018-19 due to NCAA transfer rules
13	Taylor Maughan	G	6-4	200	Jr.	0.0	0.3	Fullerton, California (BYU-Hawaii)	Saw his first action in a BYU uniform against Northwestern State
21	Evan Troy	G	6-5	180	Jr.	0.5	1.0	Longview, Washington (Mark Morris HS)	Saw game action for the first time this season against Northwestern State
24	McKay Cannon	G	6-0	185	Sr.	2.7	1.0	Shelley, Idaho (Weber State)	Hit 3 of 3 from the field for a season-best 8 points vs. Rice
25	Gavin Baxter	F	6-9	210	Fr.	3.2	3.2	Provo, Utah (Timpview HS)	Posted a career-best 4 blocks to go with 4 points vs. Northwestern State
40	Kolby Lee	F	6-9	260	Fr.	1.7	1.2	Meridian, Idaho (Rocky Mountain HS)	Scored a career-high 5 points vs. Rice
41	Luke Worthington	F	6-10	235	Sr.	1.7	2.3	Mequon, Wisconsin (Homestead HS)	A team captain ... had 9 points and 6 boards vs. Alabama A&M
44	Connor Harding	G	6-6	185	Fr.	8.3	4.8	Pocatello, Idaho (Highland HS)	Totaled 9 points, 7 rebounds, 2 assists and 1 block vs. Rice

**Career Highlights**

- 334-123 overall record (second all-time at BYU in wins) for a BYU record .731 winning percentage
- Seventh among active coaches in the NCAA in career winning percentage
- Reached 300 career victories in his 407th game as a head coach, tied for 25th fastest in NCAA history
- Reached 200 career victories in his 259th game as a head coach, 15th fastest in NCAA history
- With 329 victories through 13 seasons is sixth all-time for best career starts by wins in NCAA history
- With 305 victories through 12 seasons is sixth all-time for best career starts by wins in NCAA history
- With 283 victories through 11 seasons is tied for fifth all-time for best career starts by wins in NCAA history
- With 257 victories through 10 seasons is sixth all-time for best career starts by wins in NCAA history
- With 232 victories through nine seasons is fifth all-time for best career starts by wins in NCAA history
- With 209 victories through first eight seasons is fourth all-time for best career starts by wins in NCAA history
- With 185 victories through first seven seasons is fourth all-time for best career starts by wins in NCAA history
- Streak of 13-consecutive 20-win seasons is tied for sixth all-time in NCAA history and the fifth longest current streak
- Four Mountain West Conference regular season titles, a BYU record
- Three-time MWC Coach of the Year (2006, 2007, 2011)
- Two-time USBWA District VIII Coach of the Year (2006, 2011)
- Naismith Coach of the Year Finalist (2011)
- Honorable Mention for National Coach of the Year by Scout.com (2006)
- Eight trips to the NCAA tournament (a BYU record), including six-consecutive trips from 2007 to 2012 (a BYU record) and back-to-back appearances in 2014 and 2015
- Six-consecutive 25-win seasons (2006-11), 13-consecutive 20-win seasons and 13-straight trips to the postseason (NCAA or NIT), all BYU records
- Holds top two spots for wins in a season in BYU history with 32 in 2010-11 and 30 in 2009-10
- Took BYU to the Sweet 16 in 2011 for the first time since 1981
- Coached Jimmer Fredette, the 2011 Consensus National Player of the Year
- Coached five conference players of the year (Keena Young, Lee Cummond, Jimmer Fredette, Tyler Haws, Kyle Collinsworth)
- Inducted into the Dixie State Athletics Hall of Fame on Sept. 14, 2013



**Coaching Experience**

- BYU Head Coach (2005-present)
- BYU Associate Head Coach (2000-2005)
- BYU Assistant Coach (1997-2000)
- Dixie State Head Coach (1990-1997)
- Dixie State Assistant Coach (1987-1990)
- Assistant coach at Pine View High School (1986-1987)
- Head coach at Millard High School (1983-1986)

**Service**

- Won the 2018 ESPN INFINITI Coaches' Charity Challenge to raise more than \$100,000 for the BYU Simmons Center for Cancer Research, which created the David and Cheryl Rose Family Student Cancer Research Endowment, a fellowship for BYU students conducting cancer research
- A member of the National Coaches vs. Cancer Council
- NABC Game Pillar Award for Service in 2008
- 63rd recipient of the Dale Rex Memorial Award
- Honorary Chair of the Mac's Gift Children's Cancer Foundation
- Lobbied before Congress for more funding for cancer research in September 2010

**Education**

- Houston (1983, B.A.)

**Playing Career**

- Played baseball and basketball at Dixie State College
- Played for Houston from 1980-83 (played in 1980-81 and 82-83, redshirted in 1981-82)
- Co-captain on the famous "Phi Slama Jama" team that featured Hakeem (then Akeem) Olajuwon and Clyde Drexler
- Helped Houston achieve a No. 1 ranking and reach the national championship game in 1983

**Mission**

- Manchester England (1977-79)

**Personal/Family**

- Wife: Cheryl
- Children: Daughter Chanell and husband Brock Reichner, son Garrett and wife Brooke, daughter Taylor and husband William
- Dave and Cheryl Rose have eight grandchildren

**ROSE'S BYU COACHING LEDGER**

Season	Overall	Pct.	Home	Pct.	Away	Pct.	Neutral	Pct.	Conf.	Pct.	Tourney	NCAA/NIT
05-06	20-9	.690	14-1	.933	5-7	.417	1-1	.500	12-4	.750	0-1	0-1 NIT
06-07	25-9	.735	17-0	1.000	6-7	.462	2-2	.500	13-3	.813	2-1	0-1 NCAA
07-08	27-8	.771	16-0	1.000	8-5	.615	3-3	.500	14-2	.875	2-1	0-1 NCAA
08-09	25-8	.758	14-2	.875	9-3	.750	2-3	.400	12-4	.750	1-1	0-1 NCAA
09-10	30-6	.833	15-1	.938	10-4	.714	5-1	.833	13-3	.813	1-1	1-1 NCAA
10-11	32-5	.865	13-1	.929	10-1	.909	9-3	.750	14-2	.875	2-1	2-1 NCAA
11-12	26-9	.743	13-3	.813	8-3	.727	5-3	.625	12-4	.750	1-1	1-1 NCAA
12-13	24-12	.667	15-3	.833	7-5	.583	2-4	.333	10-6	.625	0-1	3-1 NIT
13-14	23-12	.657	14-1	.933	5-8	.385	4-3	.571	13-5	.722	2-1	0-1 NCAA
14-15	25-10	.714	13-3	.813	8-3	.727	4-4	.500	13-5	.722	2-1	0-1 NCAA
15-16	26-11	.703	16-2	.889	6-6	.500	4-3	.571	13-5	.722	1-1	3-1 NIT
16-17	22-12	.647	14-4	.778	5-4	.556	3-4	.429	12-6	.667	1-1	0-1 NIT
17-18	24-11	.686	13-3	.813	7-6	.538	4-2	.667	11-7	.611	2-1	0-1 NIT
18-19	5-1	.833	5-0	1.000	0-1	.000	0-0	.000	0-0	.000	—	—
Totals	334-123	.731	192-24	.889	94-63	.599	48-36	.571	162-56	.743	18-13	10-13

**CURRENT MOST CONSECUTIVE DIVISION I 20-WIN SEASONS**

Coach, School	Years	No.
Mike Krzyzewski, Duke	1997-2018	22
Bill Self, Tulsa, Illinois, Kansas	1999-2018	20
Mark Few, Gonzaga	2000-2018	19
Roy Williams, North Carolina	2005-2018	14
Dave Rose, BYU	2006-2018	13

**BEST CAREER STARTS BY WINS, 13 SEASONS**

Coach, School	Date	W	L	Pct.
Roy Williams, Kansas	1989-01	355	89	.800
Thad Matta, Butler, Xavier, OSU	2001-13	352	104	.772
Mark Few, Gonzaga	2000-12	342	90	.792
Sean Miller, Xavier, Arizona	2005-17	340	113	.751
Jamie Dixon, Pittsburgh	2004-16	328	123	.727
Dave Rose, BYU	2006-18	329	122	.729
Everett Case, NC State	1947-59	320	81	.798
Denny Crum, Louisville	1972-84	319	89	.782
Jim Boeheim, Syracuse	1977-89	317	101	.758
Tubby Smith, Tulsa, Georgia, Kentucky	1992-04	315	114	.734

**ROSE'S MILESTONE VICTORIES**

Win	Date	Opponent	Score	Record
25	12/06/06	San Jose State	81-69	25-11 (.694)
50	11/23/07	vs. No. 6 Louisville	78-76	50-18 (.735)
75	11/20/08	North Florida	74-41	75-26 (.743)
100	11/20/09	at Hawaii	83-65	100-34 (.746)
125	03/06/10	at TCU	107-77	125-38 (.767)
150	02/09/11	at Air Force	90-52	150-42 (.781)
175	01/16/12	at San Diego	82-63	175-49 (.781)
200	01/19/13	San Diego	74-57	200-59 (.772)
225	02/06/14	Santa Clara	89-76	225-75 (.750)
250	02/07/15	at Loyola Marymount	87-68	250-86 (.744)
275	02/11/16	at San Francisco	114-89	275-96 (.741)
300	02/04/17	Portland	73-62	300-107 (.737)
325	02/10/18	San Francisco	75-73 (OT)	325-118 (.734)

**BYU VS. HOUSTON**

Overall Series Record: 2-4  
 BYU Record in Provo: 1-1  
 BYU Record at Houston: 0-2  
 BYU Record at Neutral Sites: 1-1  
 BYU Record Under Dave Rose: 0-1

**Series vs. Houston**

03/15/06	Houston, Texas ^	67-77	L
12/14/96	Provo, Utah+	69-89	L
12/30/78	Bloomington Minnesota#	84-77	W
12/14/68	San Francisco, California*	75-98	L
12/16/67	Houston, Texas	69-102	L
12/04/65	Provo, Utah	111-82	W

^ NIT  
 + Cougar Classic  
 # Pillsbury Holiday Classic  
 \* Cable Car Classic

**Houston projected starting lineup**

No.	Name	Ht.	Pos.	Ppg	Rpg
3	Armoni Brooks	6-3	G	20.0	4.7
25	Galen Robinson Jr.	6-1	G	10.7	3.7
23	Cedrick Alley Jr.	6-5	F	6.7	6.7
55	Brison Gresham	6-8	F/C	4.3	4.7
11	Nate Hinton	6-5	G	8.0	4.3

**Houston's last game**

W, 82-55 vs. Northwestern State, 11/19/18

BYU	CATEGORY	HOUSTON
5-1, 0-0	W-L	3-0, 0-0
7-3	Last 10	8-2
5-0	Last 5	4-1
84.7	PPG	87.3
68.5	Opp PPG	59.0
+16.2	Margin	+28.3
.459	FG%	.503
.370	FG% Def	.416
.289	3FG%	.438
7.2	3FG/Game	11.7
.311	Opp 3FG%	.347
.746	FT%	.682
44.8	RPG	39.3
39.2	Opp RPG	28.7
+5.7	Margin	+10.7
18.3	Assist/Game	18.7
8.8	TO/Game	7.7
11.5	Opp TO/Game	14.0
+2.7	Margin	+6.3
5.5	Steals/Game	8.3
4.5	Blocks/Game	3.3

**BY THE NUMBERS**

- 2** Since joining the WCC in 2011, the Cougars have had two players on the All-WCC First Team each year, including Yoeli Childs and Elijah Bryant in 2017-18.
- 13** The number of consecutive seasons BYU has won at least 20 games and reached the postseason. Both streaks are program records.
- 18** The number of career 20-point games for Yoeli Childs, including three this season.
- 25** The number of career double-doubles for junior forward Yoeli Childs. He had five as a freshman, 15 as a sophomore in 2017-18 and five in 2018-19.
- 334** Dave Rose (2005 to present) is second all-time in BYU basketball history with 333 career victories, behind only the great Stan Watts, who coached the Cougars to 371 wins from 1949 to 1972 and was inducted into the Naismith Memorial Basketball Hall of Fame in 1986. Including his record at Dixie, Rose has 501 career wins as a head coach.
- 965** The number of career points for junior guard TJ Haws. He is on pace to become the 52nd player in BYU history to reach 1,000 career points.
- 1,032** The number of career points for junior guard Nick Emery. He became the 50th player in BYU history to reach 1,000 career points and is currently 49th all-time in program history.
- 1,054** The number of career points for junior forward Yoeli Childs. He became the 51st Cougar in program history to reach 1,000 career points when he totaled 24 vs. Oral Roberts. Childs is currently ranked 47th all-time.

**THE BASKETBALL HALL OF FAME: HOOPHALL AWARDS**

BYU junior forward Yoeli Childs is a preseason candidate for the 2019 Karl Malone Power Forward of the Year Award, presented by the Naismith Memorial Basketball Hall of Fame. So far he is averaging 20.7 points and 12.5 rebounds and has five double-doubles in 2018-19. Childs earned first-team All-WCC honors in 2017-18 while averaging 17.8 points, 8.6 rebounds and 1.8 blocks. The South Jordan, Utah, native also registered 15 double-doubles and shot 54.1 percent from the field.

**LAST TIME VS. HOUSTON – BYU'S SEASON ENDS WITH LOSS AT HOUSTON IN NIT – 3/15/06**

HOUSTON -- BYU's season came to an end in the first round of the NIT Wednesday night as the Cougars fell 77-67 to the Houston Cougars in Texas. With the loss, BYU finished the season 20-9 overall under first-year head coach Dave Rose, the 29th 20-win season in Cougar history and an 11.5-game turnaround from last year's 9-21 campaign.

"Our guys battled hard and stayed in there," said BYU head coach Dave Rose. "They played hard like they've done here all year long and left everything out there. These guys should be really proud of themselves and teammates and what they were able to accomplish this year."

Redshirt freshman Trent Plaisted led the Cougars in both scoring and rebounding with 18 points and 13 boards, his sixth double-double of the year. Plaisted also recorded a career-high four blocks and four dunks, including two in the final minute of the game. Junior Keena Young added 11 points on 5-for-9 shooting while senior Brock Reichner, playing ill, scored nine points in 20 minutes.

**Official Basketball Box Score -- Game Totals -- Final Statistics  
 BYU Cougars vs Houston Cougars  
 03/15/06 7:30 p.m. at Houston, Texas (Hofheinz Pavilion)**

BYU Cougars 67 • 20-9													
##	Player	Total	3-Ptr	Rebounds			PF	TP	A	TO	Bk	Stl	Min
		FG-FGA	FG-FTA	Off	Def	Total							
03	YOUNG, Keena	5-9	0-0	1-1	3	1	4	1	11	1	0	0	29
44	PLAISTED, Trent	6-9	0-0	6-10	2	11	13	3	18	1	4	4	36
01	BROADUS, Rashawn	3-10	1-5	1-2	1	2	3	3	8	5	6	0	23
04	EMERY, Jackson	0-2	0-1	0-0	0	2	2	0	0	0	1	0	1
23	BALDERSON, Jimmy	3-9	1-4	0-0	1	2	3	5	7	0	2	0	30
02	ROSE, Mike	0-2	0-2	0-0	0	1	1	0	0	0	0	0	4
11	REICHNER, Brock	3-7	2-4	1-2	1	1	2	1	9	1	3	0	20
13	AINGE, Austin	1-1	1-1	0-0	0	3	3	0	3	2	7	0	14
15	MALAMAN, Fernando	2-2	0-0	0-1	1	2	3	3	4	0	1	1	16
30	CUMMARD, Lee	3-6	1-2	0-0	2	3	5	2	7	5	1	2	22
Team					0	1	1						
<b>Totals</b>		26-57	6-19	9-16	11	29	40	18	67	15	25	7	200
FG % 1st Half:		10-28	35.7%	2nd half:	16-29	55.2%	Game:	26-57	45.6%	Deadball			
3FG % 1st Half:		4-10	40.0%	2nd half:	2-9	22.2%	Game:	6-19	31.6%	Rebounds			
FT % 1st Half:		2-4	50.0%	2nd half:	7-12	58.3%	Game:	9-16	56.3%	2			

Houston Cougars 77 • 21-9													
##	Player	Total	3-Ptr	Rebounds			PF	TP	A	TO	Bk	Stl	Min
		FG-FGA	FG-FTA	Off	Def	Total							
24	THORPE, Jahmar	3-5	0-1	0-0	2	1	3	3	6	2	1	1	23
25	DYER, Ramon	5-9	2-5	2-3	0	4	4	2	14	1	0	3	38
11	LATHAM, Brian	2-5	0-1	4-6	1	1	2	2	8	0	2	0	23
20	LAFAVETTE, Oliver	8-17	4-12	3-5	0	3	3	1	23	2	3	0	38
23	SMITH, Lanny	3-8	0-4	3-8	1	9	10	3	9	11	3	0	39
02	LAWSON, Chris	4-8	0-1	0-4	0	3	3	1	8	0	5	0	21
05	de RANDAMIE, Sergio	0-1	0-0	0-0	1	0	1	2	0	0	1	0	8
14	ANDERSON, Sam	4-7	0-1	1-2	0	2	2	4	9	0	1	1	10
Team					5	7							
<b>Totals</b>		29-60	6-25	13-28	10	25	35	18	77	16	16	5	200
FG % 1st Half:		15-31	48.4%	2nd half:	14-29	48.3%	Game:	29-60	48.3%	Deadball			
3FG % 1st Half:		1-13	7.7%	2nd half:	5-12	41.7%	Game:	6-25	24.0%	Rebounds			
FT % 1st Half:		5-9	55.6%	2nd half:	8-19	42.1%	Game:	13-28	46.4%	7			

Officials: Curtis Blair, Anthony Crozier, Kelly Self  
 Technical fouls: BYU Cougars-None. Houston Cougars-None.  
 Attendance: 5087  
 First Round of the 2006 National Invitation Tournament

Score by periods	1st	2nd	Total
BYU Cougars	26	41	67
Houston Cougars	36	41	77

Last FG - BY 2nd-00:04, HOU 2nd-00:11.  
 Largest lead - BY by 6 1st-16:03, HOU by 21 2nd-14:59.  
 BY led for 06:26, HOU led for 32:03. Game was tied for 01:30.  
 Points In Off 2nd Fast  
 BY 40 18 16 12 23  
 HOU 42 24 6 14 17  
 Score tied - 3 times.  
 Lead changed - 1 time.

**QUICK FACTS**

**University Information**

Location: Provo, Utah 84602  
 Elevation: 4,553 feet  
 Enrollment: 33,517 (Daytime)  
 Founded: October 15, 1875  
 Owned: The Church of Jesus Christ of Latter-day Saints  
 Nickname: Cougars  
 Mascot: Cosmo  
 Colors: Blue and White  
 Arena (capacity): Marriott Center (18,987)  
 Conference: West Coast Conference  
 President: Kevin J Worthen (BYU, 1979)  
 Athletic Director: Tom Holmoe (BYU, 1983)  
 Athletic Website: BYUCougars.com  
 Tickets: (801) 422-BYU1 or (800) 322-BYU1

**2018-19 Preview**

Lettermen Returning/Lost: 10/4  
 Newcomers: 3  
 Returning Redshirts: 2  
 Starters Returning/Lost: 5/1  
 Returning Scoring: 71.2% (1,850 of 2,600)  
 Returning Rebounding: 67.2% (769 of 1,145)  
 Returning Assists: 82.0% (437 of 533)  
 Returning Blocks: 75.2% (100 of 133)  
 Returning Minutes: 78.7% (5,568 of 7,075)

**2017-18 Review**

Overall Record: 24-11  
 H/A/N Record: 13-3/7-6/4-2  
 Conference Record/Finish: 11-7 (3rd)  
 2018 Postseason: (0-1 in the NIT)  
 First Round: at Stanford – L, 83-86  
 2018 Final National Ranking: NR/NR

**BYU Coaching Staff**

Head Coach: Dave Rose  
 Alma Mater (year): Houston (1983)  
 Record at School (years): 334-123 (14th year)  
 Career Division I Record (years): same  
 Assistant Head Coach  
 Tim LaComb (Utah, 2006)  
 Assistant Coach  
 Quincy Lewis (Wagner, 1993)  
 Assistant Coach  
 Lee Cummard (BYU, 2009)  
 Dir. of Basketball Operations: Andrew May (BYU, 2010)

**BYU History**

First Year of Basketball: 1903  
 All-Time Record: 1815-1083 (.626)  
 Winning Seasons: 91 (last 2017-18)  
 Regular Season Conf. Championships: 29 (last 2010-11)  
 Postseason Appearances (record): 43 (33-44)  
 Total NCAA Appearances (record): 29 (15-32)  
 Last NCAA Appearance: 2015  
 First Round: L vs. No. 11 seed Ole Miss, 90-94  
 Total NIT Appearances (Record): 14 (18-11)  
 Last NIT Appearance: 2018  
 First Round: L at No. 3 seed Stanford, 86-89

**Media Relations**

Men's Basketball Contact: Kyle Chilton  
 Cell Phone: 801-372-2080  
 Office Phone: 801-422-4909  
 Email: kyle\_chilton@byu.edu

**Media Information**

Radio Station: BYU Sports Network  
 BYU Radio – Sirius XM 143/89.1 FM HD2  
 KSL 102.7 FM and 1160 AM  
 Play-By-Play Announcer: Greg Wrubell  
 Beat Writers: Jeff Call, Deseret News  
 Darnell Dickson, Daily Herald  
 Jay Drew, Salt Lake Tribune

**2018-19 BYU STARTING LINEUPS**

Opponent	(1)	(2)	(3)	(4)	(5)
at Nevada	Jahshire Hardnett	TJ Haws	Zac Seljaas	Yoeli Childs	Dalton Nixon
Utah Valley	Jahshire Hardnett	TJ Haws	Zac Seljaas	Yoeli Childs	Luke Worthington
Northwestern State	Jahshire Hardnett	TJ Haws	Zac Seljaas	Yoeli Childs	Dalton Nixon
Oral Roberts	Jahshire Hardnett	TJ Haws	Zac Seljaas	Yoeli Childs	Dalton Nixon
Alabama A&M	Jahshire Hardnett	TJ Haws	Zac Seljaas	Yoeli Childs	Dalton Nixon
Rice	Jahshire Hardnett	TJ Haws	Zac Seljaas	Yoeli Childs	Dalton Nixon
Houston					
at Illinois State					
at Weber State					
Utah State					
vs. Utah					
Portland State					
vs. UNLV					
at San Diego State					
at Mississippi State					
at Pacific					
at Saint Mary's					
Portland					
Santa Clara					
at Pepperdine					
at San Francisco					
Saint Mary's					
Gonzaga					
Loyola Marymount					
at Portland					
Pacific					
at San Diego					
at Loyola Marymount					
San Francisco					
at Gonzaga					
San Diego					
Won-Loss Records	(1)	(2)	(3)	(4)	(5)
4-1	Jahshire Hardnett	TJ Haws	Zac Seljaas	Yoeli Childs	Dalton Nixon
1-0	Jahshire Hardnett	TJ Haws	Zac Seljaas	Yoeli Childs	Luke Worthington

**GAMES PLAYED (RECORD)**

	2018-19	Career
Luke Worthington	6 (5-1)	105 (74-31)
Zac Seljaas	6 (5-1)	76 (53-23)
Nick Emery	–	70 (47-23)
TJ Haws	6 (5-1)	75 (51-24)
Yoeli Childs	6 (5-1)	74 (50-24)
Dalton Nixon	6 (5-1)	56 (40-16)
Jahshire Hardnett	6 (5-1)	41 (29-12)
McKay Cannon	6 (5-1)	35 (25-10)
Rylan Bergersen	6 (5-1)	30 (20-10)
Evan Troy	4 (4-0)	16 (14-2)
Gavin Baxter	5 (4-1)	5 (4-1)
Connor Harding	6 (5-1)	6 (5-1)
Kolby Lee	6 (5-1)	6 (5-1)
Taylor Maughan	4 (4-0)	4 (4-0)

**GAMES STARTED (RECORD)**

	2018-19	Career
TJ Haws	6 (5-1)	75 (51-24)
Nick Emery	–	65 (44-21)
Yoeli Childs	6 (5-1)	66 (44-22)
Luke Worthington	1 (1-0)	54 (38-16)
Jahshire Hardnett	6 (5-1)	38 (27-11)
Zac Seljaas	6 (5-1)	18 (14-4)
Dalton Nixon	5 (4-1)	7 (5-2)

**STREAKS**

Streak	2018-19	Overall
Current won/loss streak	5 wins	same
At home	5 wins	same
On the road	1 loss	2 losses
On a neutral floor	–	1 loss
At home vs. Nonconference	5 wins	10 wins
At home vs. WCC	–	1 loss
On the road vs. Nonconference	1 loss	2 losses
On the road vs. WCC	–	2 wins
On a neutral floor vs. Nonconference	–	2 wins
On a neutral floor vs. WCC	–	1 loss
At regular season tournament	–	1 win
At WCC Tournament	–	2 wins
NCAA Tournament	–	3 losses
At NIT	–	3 losses
Games with a 3-point make	6 games	159 games
Vs. in-state teams	–	6 wins
At home vs. in-state teams	–	2 wins
On the road vs. in-state teams	–	2 wins
On a neutral floor vs. in-state teams	–	5 wins

**LEADS AND DEFICITS, BYU'S BIGGEST...**

Halftime lead	22 (46-24 vs. Alabama A&M, 11/17/18)
Halftime lead lost in defeat	–
Halftime deficit	1 (25-26 vs. Utah Valley, 11/09/18)
Halftime deficit erased in victory	1 (25-26 vs. Utah Valley, 11/09/18)
Overall lead	40 (89-49 vs. Alabama A&M, 11/17/18)
Margin of victory	31 (91-60 vs. Alabama A&M, 11/17/18)
Margin of defeat	16 (70-86 at Nevada, 11/06/18)
Lead lost in defeat	4 (46-42 at Nevada, 11/06/18)
Overall deficit	16 (70-86 at Nevada, 11/06/18)
Deficit overcome in victory	7 (4-11 vs. Utah Valley, 11/09/18)

**Rose vs. the state**

BYU basketball coach Dave Rose has compiled a record of 41-10 vs. in-state opponents since taking over in 2005-06, good for a winning percentage of 80.4 percent. The Cougars defeated Utah Valley 75-65 in the 2018-19 home opener.

Opponent	W	L	Opponent	W	L	Opponent	W	L
Utah	13	6	Weber State	13	0	Utah Valley	3	1
Utah State	9	3	Southern Utah	3	0			

**AWARDS CANDIDATES**

**Yoeli Childs**

- Has five double-doubles and three 20-point games through six games in 2018-19
- Named to the All-WCC First Team in 2017-18
- Named to the USBWA All-District VIII Team and NABC All-District 9 First Team in 2017-18
- Earned a spot on the WCC All-Tournament Team
- Named to the Barclays Center Classic All-Tournament Team
- Named the Jan. 15, 2018, WCC Player of the Week
- Received the Male Crowd Pleaser Award at the 2018 Y Awards
- Received the Most Outstanding Player Award at the end of season banquet
- Posted season highs of 33 points (Saint Mary's), 13 rebounds (4 times), 8 assists (at Santa Clara), 5 blocks (twice), 4 steals (Idaho State) and 3 3-point field goals (twice)
- Nationally was 20th in double-doubles, 41st in defensive rebounds per game, 59th in field-goal percentage, 61st in blocked shots per game, 62nd in rebounds per game and 116th in points per game
- In the WCC was second in rebounding, second in defensive rebounds, tied for second in double-doubles, third in scoring, third in blocked shots, seventh in field goal percentage and eighth in offensive rebounds
- Scored in double figures 33 times and had 20-plus points 14 times
- Had 15 double-doubles, three-plus blocks eight times, three-plus steals twice and three-plus 3-point field goals twice

**Nick Emery**

- A team captain in 2016-17
- Named an NSCA Strength and Conditioning All-American Athlete of the Year
- Received the Outstanding Defensive Player and Best Conditioned Perimeter Player Awards at the end of season banquet
- Nationally was 93rd in total steals, 108th in steals per game, 136th in 3-point field goal attempts, 144th in 3-point field goals made and 204th in 3-point field goals per game
- In the WCC was second in free-throw percentage, second in steals, fifth in 3-point field goals per game, T-14th in scoring and 15th in assists
- Posted season highs of 37 points (Utah Valley), 8 rebounds (Princeton), 6 assists (Weber State), 5 steals (at Saint Mary's) and 5 3-point field goals (4 times)
- Scored in double figures 20 times and had 20-plus points 8 times
- As a freshman in 2015-16 was named to the All-WCC Second Team and set the BYU freshman record for 3-point field goals in a single season

**TJ Haws**

- Has led BYU in assists in all six games and has scored in double figures four times in 2018-19
- Received All-WCC Honorable Mention in 2017-18
- Named to the WCC All-Academic Team
- Received Bronze Honors on the WCC Commissioner's Honor Roll
- Received the Playmaker Award at the end of season banquet
- Played in and started all 35 games
- Nationally was 80th in assist to turnover ratio and 113th in total assists
- In the WCC was fourth in assist/turnover ratio, fifth in free-throw percentage, fifth in steals, eighth in assists and 20th in scoring
- Posted season highs of 26 points (San Francisco), 6 rebounds (4 times), 8 assists (UT Arlington), 2 blocks (Mississippi Valley State), 4 steals (San Diego) and 4 3-point field goals (4 times)
- Against Weber State hit 7 of 12 from the field, 4 of 6 from 3-point range and 6 of 6 from the free-throw line for 24 points
- At home against San Diego hit 10 of 14 from the field and 4 of 8 from 3-point range for 24 points
- As a freshman in 2016-17 was named to the All-WCC First Team and was second all-time in BYU history in 3-point field goals by a freshman

**NOTES AND STORYLINES**

**Dave Rose**

BYU head coach Dave Rose has led the Cougars to one of the most successful eras in program history since taking over in 2005. His career record of 334-123 ranks him second in BYU history in total victories and first in winning percentage (.731). Rose has been named conference coach of the year three times, led the Cougars to four conference titles, eight NCAA tournament appearances, five NIT appearances, eight 25-win seasons and 13 20-win seasons. On Nov. 6, 2018, BYU announced Rose signed a contract extension through the 2020-21 season.

**Rose wins off the court**

Rose won the 2018 ESPN INFINITI Coaches' Charity Challenge, raising more than \$100,000 for the BYU Simmons Center for Cancer Research. The Simmons Center in turn created the David and Cheryl Rose Family Student Cancer Research Endowment, a fellowship for BYU students conducting cancer research.

**Rose among the nation's best**

Dave Rose is seventh in career win percentage among active NCAA Division I head coaches (as of 11/23/18).

Rk	Coach	Yrs.	W	L	Pct.	Rk	Coach	Yrs.	W	L	Pct.
1	Mark Few, Gonzaga	20	541	118	.8209	9	Ray Harper, Jacksonville State	19	379	146	.7219
2	Roy Williams, North Carolina	31	847	228	.7879	10	Bruce Pearl, Auburn	24	537	208	.7208
3	John Calipari, Kentucky	27	682	203	.7706	11	Tom Izzo, Michigan State	24	578	226	.7189
4	Bill Self, Kansas	26	658	201	.7660	12	Jim Boeheim, Syracuse	43	929	373	.7135
5	Mike Krzyzewski, Duke	44	1105	339	.7652	13	Jamie Dixon, TCU	16	376	151	.7135
6	Sean Miller, Arizona	15	371	123	.7510	14	Bob Huggins, West Virginia	37	847	343	.7118
7	Dave Rose, BYU	14	334	123	.7309	15	Tony Bennett, Virginia	13	293	119	.7112
8	Greg Marshall, Wichita State	21	482	184	.7237						

**Missions**

Ten of BYU's players and five members of the coaching staff have served missions for The Church of Jesus Christ of Latter-day Saints. See the list below:

Players	Players	Coaches
Gavin Baxter: Washington, D.C.	Taylor Maughan: Oklahoma	Dave Rose: England
McKay Cannon: Chile	Dalton Nixon: Massachusetts	Tim LaComb: Massachusetts
Nick Emery: Germany	Zac Seljaas: Iowa	Andrew May: Washington, D.C.
Connor Harding: Georgia	Jesse Wade: France	Lee Cummond: Tennessee
TJ Haws: France	Luke Worthington: Chile	Nate Austin: Texas

**Childs star all grown up**

In two years with the Cougars, Yoeli Childs has made his mark on the BYU record book. He is currently climbing the rankings in blocks per game, total blocks, field goal percentage and rebounds per game. With another strong season, he is poised to climb the charts in career points and rebounds as well. See complete rankings on page 6.

**Four star additions**

BYU added four players to the roster that were four star recruits coming out of high school. Gavin Baxter (class of 2016), Connor Harding (2016) and Kolby Lee (2017) are all freshmen who were also ranked four-star recruits by ESPN.com. Baxter and Harding are coming off two-year missions while Lee was a redshirt in 2017-18. The Cougars also welcome sophomore Jesse Wade, who was a four-star recruit in the class of 2015. He served a mission before playing his freshman season at Gonzaga in 2017-18. Wade will sit out this season due to NCAA transfer rules.

**Cougars with 1,000 points**

In 2016-17, junior guard Nick Emery became the 50th player in Cougar history to score 1,000 career points. He also joined Tyler Haws, Danny Ainge and Eric Mika as the only BYU players to reach 1,000 career points as sophomores. Junior Yoeli Childs reached the milestone on Nov. 15 in BYU's win over Oral Roberts when he scored 24 points, becoming the 51st player in BYU history and 15th under Dave Rose to reach the milestone. TJ Haws has 965 points, putting him on track to become the 52nd Cougar to reach 1,000. The 15 players who have reached 1,000 points under Rose include the all-time leading scorer in Tyler Haws and the No. 2 scorer in Jimmer Fredette.

**100 career 3-pointers**

Junior guard TJ Haws reached 100 career 3-pointers in BYU's win at San Francisco last season, becoming the 23rd Cougar to reach the milestone. Junior guard Nick Emery was the 22nd Cougar to reach 100 3-pointers. Haws was fourth fastest to 100 career 3s in terms of games played while Emery is second. Junior Zac Seljaas hit a season-best five 3-pointers against Alabama A&M to reach 100 career 3s in 75 games, 12th fastest in BYU history.

Rk	Name	Years	Career 3FG	Games to 100
1	Chase Fischer	2014-16	215	34
2	Nick Emery	2015-17	172	38
3	Terrell Lyday	1999-01	127	49
4	TJ Haws	2016-19	136	50
5	Nick Sanderson	1991-93	129	51
6	Elijah Bryant	2016-18	100	53
7	Mark Bigelow	1998-99, 01-04	213	55
8	Jonathan Tavernari	2006-10	265	57
9	Matt Carlino	2011-14	157	64
10	Mike Rose	2003-07	163	69
11	Jimmer Fredette	2007-11	296	72
12	Zac Seljaas	2015-16, 17-19	104	75
13	Jackson Emery	2005-06, 08-11	230	79
14	Todd Christensen	1995-96, 98-00	104	80
15	Lee Cummond	2005-09	153	90
16	Tyler Haws	2009-10, 12-15	162	93

#Smith and Toolson played their freshman seasons (29 games) before the NCAA instituted the 3-point shot.



**BYU BASKETBALL**

**BYU'S RECORD WHEN/MISCELLANEOUS STATS**

BYU'S RECORD WHEN ...					
Venue	18-19	H	A	N	Under Rose
Overall	5-1	5-0	0-1	0-0	334-123
Home	5-0	—	—	—	192-24
Away	0-1	—	—	—	94-63
Neutral	0-0	—	—	—	48-36
Lead at the half/end of game...	18-19	H	A	N	Under Rose
BYU leads at the half	4-0	4-0	0-0	0-0	273-31
Opponent leads at the half	1-0	1-0	0-0	0-0	51-85
Score tied at the half	0-1	0-0	0-1	0-0	10-7
BYU leads w/5 min left	5-0	5-0	0-0	0-0	312-10
Opponent leads w/5 min left	0-1	0-0	0-1	0-0	18-110
Score tied w/5 min left	0-0	0-0	0-0	0-0	4-3
BYU leads w/1 min left	5-0	5-0	0-0	0-0	324-2
Opponent leads w/1 min left	0-1	0-0	0-1	0-0	6-114
Score tied w/1 min left	0-0	0-0	0-0	0-0	4-7
Game goes into overtime	0-0	0-0	0-0	0-0	10-9
BYU scores...	18-19	H	A	N	Under Rose
100-plus points	1-0	1-0	0-0	0-0	17-2
90-99 points	1-0	1-0	0-0	0-0	65-3
80-89 points	2-0	2-0	0-0	0-0	116-21
70-79 points	1-1	1-0	0-1	0-0	104-36
60-69 points	0-0	0-0	0-0	0-0	28-51
60 or less points	0-0	0-0	0-0	0-0	4-10
Opponent scores...	18-19	H	A	N	Under Rose
100-plus points	0-0	0-0	0-0	0-0	2-5
90-99 points	0-0	0-0	0-0	0-0	4-14
80-89 points	0-1	0-0	0-1	0-0	23-44
70-79 points	1-0	1-0	0-0	0-0	80-49
60-69 points	3-0	3-0	0-0	0-0	135-11
50-59 points	1-0	1-0	0-0	0-0	67-0
50 or less points	0-0	0-0	0-0	0-0	23-0
BYU double figure scorers	18-19	H	A	N	Under Rose
One player in double figures	0-0	0-0	0-0	0-0	1-5
Two players in double figures	2-1	2-0	0-1	0-0	42-27
Three players in double figures	2-0	2-0	0-0	0-0	110-57
Four players in double figures	1-0	1-0	0-0	0-0	121-29
Five players in double figures	0-0	0-0	0-0	0-0	47-5
Six players in double figures	0-0	0-0	0-0	0-0	12-0
Seven players in double figures	0-0	0-0	0-0	0-0	1-0
Shooting, rebounding and TOs	18-19	H	A	N	Under Rose
BYU shoots 50% or better	2-0	2-0	0-0	0-0	155-10
Opponent shoots 50% or better	0-0	0-0	0-0	0-0	19-44
BYU outshoots opponent	5-0	5-0	0-0	0-0	274-21
Opponent outshoots BYU	0-1	0-0	0-1	0-0	58-99
Teams shoot equal FG percentage	0-0	0-0	0-0	0-0	1-3
BYU outrebounds opponent	5-0	5-0	0-0	0-0	254-35
Opponent outrebounds BYU	0-1	0-0	0-1	0-0	63-80
BYU, opponent tie in rebounds	0-0	0-0	0-0	0-0	16-8
BYU has a positive TO margin	3-0	3-0	0-0	0-0	204-50
BYU has a negative TO margin	1-0	1-0	0-0	0-0	98-59
BYU, opponent tie in TOs	1-1	1-0	0-1	0-0	31-14
Wins, losses and rest	18-19	H	A	N	Under Rose
Coming off a win	4-0	4-0	0-0	0-0	234-99
Coming off a loss	1-1	1-0	0-1	0-0	100-24
Two-plus days between games	3-1	3-0	0-1	0-0	258-87
One day between games	2-0	2-0	0-0	0-0	61-21
Playing the next day	0-0	0-0	0-0	0-0	15-15
Days	18-19	H	A	N	Under Rose
Monday	0-0	0-0	0-0	0-0	10-5
Tuesday	1-1	1-0	0-1	0-0	41-12
Wednesday	1-0	1-0	0-0	0-0	59-18
Thursday	1-0	1-0	0-0	0-0	57-27
Friday	0-0	0-0	0-0	0-0	29-8
Saturday	2-0	2-0	0-0	0-0	138-53

BYU'S RECORD WHEN ...					
On television	18-19	H	A	N	Under Rose
All games on TV	5-1	5-0	0-1	0-0	295-115
On BYUtv	5-0	5-0	0-0	0-0	121-11
On ESPN	0-0	0-0	0-0	0-0	3-5
On ESPN2	0-0	0-0	0-0	0-0	18-28
On ESPNU	0-0	0-0	0-0	0-0	28-14
On ESPNEWS	0-0	0-0	0-0	0-0	1-0
On SSN/AT&T Sports	0-0	0-0	0-0	0-0	15-9
On CBS Sports Network	0-1	0-0	0-1	0-0	15-8
Top 25	18-19	H	A	N	Under Rose
vs. a top 25 opponent	0-1	0-0	0-1	0-0	13-36
as a top 25 team	0-0	0-0	0-0	0-0	57-16
Months	18-19	H	A	N	Under Rose
November	5-1	5-0	0-1	0-0	68-19
December	0-0	0-0	0-0	0-0	75-26
January	0-0	0-0	0-0	0-0	79-29
February	0-0	0-0	0-0	0-0	72-22
March	0-0	0-0	0-0	0-0	40-26
April	0-0	0-0	0-0	0-0	0-1
Margin of victory/defeat	18-19	H	A	N	Under Rose
1-4 points	0-0	0-0	0-0	0-0	33-31
5-9 points	0-0	0-0	0-0	0-0	59-33
10-15 points	1-0	1-0	0-0	0-0	91-36
16-19 points	0-1	0-0	0-1	0-0	36-16
20-29 points	3-0	3-0	0-0	0-0	65-6
30-39 points	1-0	1-0	0-0	0-0	33-1
40-49 points	0-0	0-0	0-0	0-0	9-0
50+ points	0-0	0-0	0-0	0-0	6-0
BYU points per possession	18-19	H	A	N	Under Rose
> 1.4	0-0	0-0	0-0	0-0	7-0
1.3-1.399	1-0	1-0	0-0	0-0	25-0
1.2-1.299	1-0	1-0	0-0	0-0	84-0
1.1-1.199	0-0	0-0	0-0	0-0	87-12
1.0-1.099	2-0	2-0	0-0	0-0	99-48
0.9-0.999	1-0	1-0	0-0	0-0	29-43
0.8-0.899	0-1	0-0	0-1	0-0	3-18
< 0.8	0-0	0-0	0-0	0-0	0-2
Opp points per possession	18-19	H	A	N	Under Rose
> 1.4	0-0	0-0	0-0	0-0	0-0
1.3-1.399	0-0	0-0	0-0	0-0	0-4
1.2-1.299	0-0	0-0	0-0	0-0	3-21
1.1-1.199	0-0	0-0	0-0	0-0	16-49
1.0-1.099	1-1	1-0	0-1	0-0	70-42
0.9-0.999	0-0	0-0	0-0	0-0	106-6
0.8-0.899	3-0	3-0	0-0	0-0	77-1
< 0.8	1-0	1-0	0-0	0-0	62-0

DUNKS		
	2018-19	Career
Yoeli Childs	9	101
TJ Haws	0	2
Dalton Nixon	2	7
Luke Worthington	0	3
Gavin Baxter	2	2
Connor Harding	1	1
BYU	14	
Opponents	3	

LATE GAME FREE THROWS, 5:00-2:00		
Player	Season	Career
TJ Haws	0-0 (.000)	28-35 (.800)
Yoeli Childs	3-4 (.750)	25-38 (.658)
Zac Seljaas	0-0 (.000)	0-1 (.000)
Evan Troy	0-0 (.000)	0-1 (.000)
Dalton Nixon	0-0 (.000)	4-5 (.800)
Luke Worthington	1-2 (.500)	5-8 (.625)
Jahshire Hardnett	2-2 (1.000)	12-16 (.750)
McKay Cannon	1-1 (1.000)	1-2 (.500)
Rylan Bergersen	4-6 (.667)	6-8 (.750)
Connor Harding	1-1 (1.000)	1-1 (1.000)
Totals	12-17 (.706)	
Under Rose	859-1177 (.730)	

LATE GAME FREE THROWS, 2:00-0:00		
Player	Season	Career
TJ Haws	0-0 (.000)	45-51 (.882)
Yoeli Childs	2-2 (1.000)	13-21 (.619)
Zac Seljaas	0-0 (.000)	12-15 (.800)
Luke Worthington	0-0 (.000)	4-8 (.500)
Jahshire Hardnett	3-4 (.750)	18-19 (.947)
Dalton Nixon	0-0 (.000)	6-9 (.667)
McKay Cannon	0-0 (.000)	10-10 (1.000)
Evan Troy	0-0 (.000)	4-5 (.800)
Gavin Baxter	0-1 (.000)	0-1 (.000)
Kolby Lee	2-4 (.500)	2-4 (.500)
Totals	7-11 (.636)	
Under Rose	1112-1476 (.754)	

2017-18 SCORING BY HALF (BYU-OPPONENT)

Opponent	1st half	Margin	FG %	2nd half	Margin	FG %	OT	Margin	FG %	Final	Margin	FG %
at Nevada	34-34	0	31.4-27.0	36-52	-16	44.1-51.7	—	—	—	70-86	-16	37.7-37.9
Utah Valley	25-26	-1	31.0-22.5	50-39	+11	<b>54.8-45.7</b>	—	—	—	75-65	+10	43.3-33.3
Northwestern State	42-25	+17	50.0-32.3	40-32	+8	48.3-31.3	—	—	—	82-57	+25	48.3-31.3
Oral Roberts	43-31	+12	40.6-39.3	42-34	+8	41.0-41.2	—	—	—	85-65	+20	40.8-40.3
Alabama A&M	46-24	<b>+22</b>	50.0-25.7	45-36	+9	50.0-45.2	—	—	—	91-60	<b>+31</b>	50.0-34.8
Rice	<b>54-43</b>	+11	<b>58.3-54.8</b>	<b>51-35</b>	<b>+16</b>	52.9-36.4	—	—	—	<b>105-78</b>	+27	<b>55.7-45.3</b>
Houston												
at Illinois State												
at Weber State												
Utah State												
vs. Utah												
Portland State												
vs. UNLV												
at San Diego State												
at Mississippi State												
at Pacific												
at Saint Mary's												
Portland												
Santa Clara												
at Pepperdine												
at San Francisco												
Saint Mary's												
Gonzaga												
Loyola Marymount												
at Portland												
Pacific												
at San Diego												
at Loyola Marymount												
San Francisco												
at Gonzaga												
San Diego												
Totals	40.7-30.5	+10.2	43.8-32.7	44.0-38.0	+6.0	48.0-41.5	—	—	—	84.7-68.5	+16.2	45.9-37.0

\* Superlatives in bold

2017-18 Offensive Trends (BYU-Opponent)

Opponent	Points/Point	Points Off TO	2nd Chance Points	Fastbreak Points	Bench Points	Big Run	Big Lead
at Nevada	38 34	8 12	10 2	17 7	20 26	8-0/10-0	4/16
Utah Valley	32 32	13 6	11 13	7 4	16 22	8-0/7-0	12/7
Northwestern State	40 16	12 10	10 4	13 4	20 30	<b>18-0/8-0</b>	28/2
Oral Roberts	40 24	<b>16</b> 6	<b>13</b> 3	<b>24</b> 8	26 32	9-0/3-0	26/2
Alabama A&M	44 18	10 4	12 5	<b>24</b> 0	26 34	11-0/5-0	<b>40/0</b>
Rice	<b>52</b> 30	14 4	8 13	14 6	<b>30</b> 34	12-0/5-0	31/3
Houston							
at Illinois State							
at Weber State							
Utah State							
vs. Utah							
Portland State							
vs. UNLV							
at San Diego State							
at Mississippi State							
at Pacific							
at Saint Mary's							
Portland							
Santa Clara							
at Pepperdine							
at San Francisco							
Saint Mary's							
Gonzaga							
Loyola Marymount							
at Portland							
Pacific							
at San Diego							
at Loyola Marymount							
San Francisco							
at Gonzaga							
San Diego							
Totals	246 154	73 42	64 40	99 29	138 188		
Times Led, Record (W/L/T)	4-1/0-0/1-0	5-0/0-1/0-0	3-1/2-0/0-0	5-1/0-0/0-0	0-0/5-1/0-0		
Under Rose (W/L/T)	222-45/90-75/22-3	256-47/68-69/10-7	205-57/104-61/25-5	236-60/64-45/34-18	185-45/141-74/8-4		

\* Superlatives in bold



No.	Name	Pos.	Ht.	Wt.	Yr.	Hometown (Previous School)
0	Jahshire Hardnett	G	6-0	185	Jr.	Gulfport, Mississippi (Chipola)
1	Rylan Bergersen	G	6-6	200	So.	Boise, Idaho (Link Year)
2	Zac Seljaas	G	6-7	215	Jr.	Bountiful, Utah (Bountiful HS)
4	Nick Emery	G	6-2	185	Jr.	Alpine, Utah (Lone Peak HS)
10	Jesse Wade	G	6-1	175	So.	Kaysville, Utah (Gonzaga)
13	Taylor Maughan	G	6-4	200	Jr.	Fullerton, California (BYU-Hawaii)
21	Evan Troy	G	6-5	180	Jr.	Longview, Washington (Mark Morris HS)
23	Yoeli Childs	F	6-8	225	Jr.	South Jordan, Utah (Bingham HS)
24	McKay Cannon	G	6-0	185	Sr.	Shelley, Idaho (Weber State)
25	Gavin Baxter	F	6-9	210	Fr.	Provo, Utah (Timpview HS)
30	TJ Haws	G	6-4	170	Jr.	Alpine, Utah (Lone Peak HS)
33	Dalton Nixon	F	6-7	215	Jr.	Orem, Utah (Orem HS)
40	Kolby Lee	F	6-9	240	Fr.	Meridian, Idaho (Rocky Mountain HS)
41	Luke Worthington	F	6-10	235	Sr.	Mequon, Wisconsin (Homestead HS)
44	Connor Harding	G	6-6	185	Fr.	Pocatello, Idaho (Highland HS)

**Pronunciations**  
 YOELI CHILDS  
 YO-lee  
 JAHSIRE HARDNETT  
 jaw-SHEER  
 TAYLOR MAUGHAN  
 MAWN  
 ZAC SELJAAS  
 SELL-yus  
 LEE CUMMARD  
 cuh-MAHRD  
 ROBERT RAMOS  
 RAY-mus  
 ERICK SCHORK  
 SH-ork

Head Coach: Dave Rose, 14th year (Houston, 1983)  
 Assistant Head Coach: Tim LaComb (Utah, 2006)  
 Assistant Coach: Quincy Lewis (Wagner, 1993)  
 Assistant Coach: Lee Cummard (BYU, 2009)  
 Graduate Assistant: Nate Austin (BYU, 2016)  
 Director of Basketball Operations: Andrew May (BYU, 2010)  
 Coordinator of Player Development: Garrett Faucette (BYU, 2008)  
 Athletic Trainer: Robert Ramos (BYU, 1995)  
 Strength and Conditioning Coach: Erick Schork (Springfield, 1995)

2018-19 SEASON AND CAREER HIGH						
#	Player		Points		Rebounds	Assists
0	Jahshire Hardnett	Season	20 vs. Rice		4 (2x) last vs. Oral Roberts	4 (2x) last vs. Oral Roberts
		Career	Same		8 (2x) last vs. Pacific (2017-18)	5 (2x) last at Santa Clara (2017-18)
1	Rylan Bergersen	Season	8 vs. Alabama A&M		3 (2x) last vs. Rice	3 vs. Rice
		Career	Same		4 vs. Pepperdine (2017-18)	Same
2	Zac Seljaas	Season	15 vs. Alabama A&M		5 at Nevada	2 (2x) last vs. Northwestern State
		Career	25 vs. Central Michigan (2015-16)		7 (3x) last vs. Creighton (2015-16)	5 (3x) last vs. Idaho State (2017-18)
4	Nick Emery	Season	—		—	—
		Career	37 vs. Utah Valley (2016-17)		9 vs. San Diego (2015-16)	7 vs. Mississippi Valley State (2015-16)
13	Taylor Maughan	Season	—		1 vs. Alabama A&M	—
		Career	—		—	—
21	Evan Troy	Season	2 vs. Oral Roberts		2 vs. Northwestern State	—
		Career	2 (3x) last at Loyola Marymount (2017-18)		Same	1 (2x) last vs. Portland (2017-18)
23	Yoeli Childs	Season	28 vs. Rice		15 (2x) last vs. Northwestern State	5 vs. Rice
		Career	33 vs. Saint Mary's (2018 WCC)		17 at San Francisco (2016-17)	8 at Santa Clara (2017-18)
24	McKay Cannon	Season	8 vs. Rice		2 (2x) vs. Alabama A&M	2 (2x) last vs. Oral Roberts
		Career	17 at Utah State (2017-18)		4 at San Francisco (2017-18)	6 at Utah Valley (2017-18)
25	Gavin Baxter	Season	4 (3x) last vs. Oral Roberts		6 vs. Utah Valley	1 (2x) vs. Rice
		Career	Same		Same	Same
30	TJ Haws	Season	23 vs. Utah Valley		8 vs. Oral Roberts	8 vs. Rice
		Career	29 vs. Gonzaga (2016-17)		Same	8 (2x) last vs. Rice (2018-19)
33	Dalton Nixon	Season	15 vs. Northwestern State		7 vs. Utah Valley	2 vs. Utah Valley
		Career	15 (2x) last vs. Northwestern State (2018-19)		8 vs. UT Arlington (2017-18)	4 (2x) last vs. Saint Mary's (2018 WCC)
40	Kolby Lee	Season	5 vs. Rice		2 (2x) last vs. Oral Roberts	—
		Career	Same		Same	—
41	Luke Worthington	Season	9 vs. Alabama A&M		6 vs. Alabama A&M	1 (2x) last vs. Alabama A&M
		Career	16 at Gonzaga (2017-18)		6 (3x) last vs. Alabama A&M (2018-19)	3 at Santa Clara (2017-18)
44	Connor Harding	Season	11 vs. Northwestern State		7 (2x) last vs. Rice	2 (3x) last vs. Rice
		Career	Same		Same	Same

GEOGRAPHIC BREAKDOWN	
California	Taylor Maughan
Idaho	Rylan Bergersen McKay Cannon Connor Harding Kolby Lee
Mississippi	Jahshire Hardnett
Utah	Gavin Baxter Yoeli Childs Nick Emery TJ Haws Dalton Nixon Zac Seljaas Jesse Wade
Washington	Evan Troy
Wisconsin	Luke Worthington

CLASS BREAKDOWN			
Seniors	Juniors	Sophomores	Freshmen
McKay Cannon Luke Worthington	Yoeli Childs Nick Emery Jahshire Hardnett TJ Haws Taylor Maughan Dalton Nixon Zac Seljaas Evan Troy	Rylan Bergersen Jesse Wade	Gavin Baxter Connor Harding Kolby Lee

#0 • JAHSHIRE HARDNETT  
6-0 • 185 • JR • GUARDGULFPORT, MISSISSIPPI  
CHIPOLA COLLEGE

## 2018-19 SEASON HIGHS

PTS	20 vs. Rice – 11/21/18
1st H	13 vs. Rice – 11/21/18
2nd H	13 at Nevada – 11/06/18
REB	4 (2x) last vs. Oral Roberts – 11/15/18
AST	4 (2x) last vs. Oral Roberts – 11/15/18
BLK	–
STL	2 (2x) last vs. Oral Roberts – 11/15/18
FGM	6 (3x) last vs. Rice – 11/21/18
FGA	15 at Nevada – 11/06/18
3PM	3 vs. Rice – 11/21/18
3PA	5 at Nevada – 11/06/18
FTM	4 (2x) last vs. Northwestern State – 11/13/18
FTA	6 at Nevada – 11/06/18
MIN	34 vs. Utah Valley – 11/09/18

## CAREER HIGHS

PTS	20 vs. Rice – 11/21/18
1st H	13 vs. Rice – 11/21/18
2nd H	13 at Nevada – 11/06/18
REB	8 (2x) last vs. Pacific – 01/27/18
AST	5 (2x) last at Santa Clara – 01/13/18
BLK	1 (3x) last at Stanford – 03/14/18
STL	2 (7x) last at Stanford – 03/14/18
FGM	6 (3x) last vs. Rice – 11/21/18
FGA	15 at Nevada – 11/06/18
3PM	3 vs. Rice – 11/21/18
3PA	5 at Nevada – 11/06/18
FTM	6 vs. San Diego – 01/20/18
FTA	7 vs. San Diego – 01/20/18
MIN	35 at Loyola Marymount – 02/02/18

## MISCELLANEOUS

	18-19	Career
Double-Figure Points	3 (2-1)	10 (7-3)
20-plus Points	1 (1-0)	1 (1-0)
Double-Figure Reb	–	–
Double-Doubles	–	–
3-plus Steals	–	–
3-plus Blocks	–	–
3-plus 3-point FG	–	–
Scoring Leader	1 (0-1)	1 (0-1)
Rebound Leader	–	2 (2-0)
Assist Leader	1 (1-0)	3 (1-2)

## CAREER STATISTICS (ALL GAMES)

Year	GP	GS	Min	Avg	FG	FGA	Pct	3FG	FGA	Pct	FT	FTA	Pct	Off	Def	TR	Avg	PF	FO	A	TO	Blk	Stl	Pts	Avg
2017-18	35	32	945	27.0	75	164	.457	15	46	.326	46	57	.807	11	85	96	2.7	91	2	71	59	3	25	211	6.0
2018-19	6	6	160	26.7	25	52	.481	6	18	.333	20	23	.870	2	16	18	3.0	9	0	18	8	0	6	76	12.7
TOTAL	41	38	1105	27.0	100	216	.463	21	64	.328	66	80	.825	13	101	114	2.8	100	2	89	67	3	31	287	7.0

## CAREER STATISTICS (CONFERENCE GAMES)

Year	GP	GS	Min	Avg	FG	FGA	Pct	3FG	FGA	Pct	FT	FTA	Pct	Off	Def	TR	Avg	PF	FO	A	TO	Blk	Stl	Pts	Avg
2017-18	18	18	524	29.1	35	76	.461	10	26	.385	28	36	.778	7	52	59	3.3	52	1	35	27	2	13	108	6.0
2018-19																									
TOTAL	18	18	524	29.1	35	76	.461	10	26	.385	28	36	.778	7	52	59	3.3	52	1	35	27	2	13	108	6.0

## 2018-19 SEASON — PPG: 12.7 RPG: 3.0 APG: 3.0 BPG: 0.0 SPG: 1.0 FG%: .481 3FG%: .333 FT%: .870

## 2017-18 • Sophomore

- Played in 35 games and started 32-straight games to end the season
- Received the Outstanding Defensive Player Award at the end of season banquet
- Posted season highs of 17 points (San Diego), 8 rebounds (twice), 5 assists (twice), 2 steals (7 times), 1 block (3 times) and 2 3-point field goals (twice)
- In a home win over San Diego, totaled 17 points, 8 rebounds, 1 block and 2 steals
- Scored in double figures seven times
- Led the team in rebounds twice and assists twice

## Before BYU

- Played his freshman season at Chipola College in Marianna, Florida
- Averaged 13.0 points, 2.9 rebounds, 3.9 assists and 1.8 steals while shooting 56.0 percent from the field and 43.9 percent from the 3-point line
- Posted season highs of 25 points, eight rebounds, 10 assists and four steals.
- Earned All-Panhandle Conference First Team honors and Panhandle Conference Freshman of the Year
- Helped lead the Indians to a 22-8 record
- Redshirted at Fordham before playing at Chipola
- Prepped at Gulfport High School in Gulfport, Mississippi, where he played for Owen Miller for three seasons
- As a junior, Hardnett averaged 22.2 points, 4.3 rebounds and 1.6 steals while leading Gulfport to the Mississippi Class 6A state title

- Was named to the Sun Herald's All-South Mississippi Team and to the Clairon-Ledger's Dandy Dozen
- As a senior, played at Arlington Day School in Jacksonville, Florida, where he averaged 13 points and five rebounds

## Personal

- Parents are Monique Phillips and Michael Hardnett
- Has two brothers

## 2018-19 GAME-BY-GAME

Opponent	Date	GS	Min	FG	FGA	Pct	3FG	FGA	Pct	FT	FTA	Pct	Off	Def	TR	Avg	PF	FO	A	TO	Blk	Stl	Pts	Avg	
at Nevada	11/06/18	*	27	6	15	.400	1	5	.200	4	6	.667	0	4	4	4.0	3	0	3	1	0	0	17	17.0	
Utah Valley	11/09/18	*	34	3	8	.375	0	2	.000	3	4	.750	0	2	2	3.0	1	0	4	1	0	1	9	13.0	
Northwestern State	11/13/18	*	22	2	5	.400	1	3	.333	4	4	1.000	1	1	2	2.7	0	0	3	4	0	2	9	11.7	
Oral Roberts	11/15/18	*	29	6	11	.545	1	3	.333	3	3	1.000	1	3	4	3.0	0	0	4	1	0	2	16	12.8	
Alabama A&M	11/17/18	*	25	2	6	.333	0	1	.000	1	1	1.000	0	3	3	3.0	1	0	3	0	0	0	5	11.2	
Rice	11/21/18	*	23	6	7	.857	3	4	.750	5	5	1.000	0	3	3	3.0	4	0	1	1	0	1	20	12.7	
Houston	11/24/18																								
at Illinois State	11/28/18																								
at Weber State	12/01/18																								
Utah State	12/05/18																								
vs. Utah	12/08/18																								
Portland State	12/12/18																								
vs. UNLV	12/15/18																								
at San Diego State	12/22/18																								
at Mississippi State	12/29/18																								
at Pacific	01/03/19																								
at Saint Mary's	01/05/19																								
Portland	01/10/19																								
Santa Clara	01/12/19																								
at Pepperdine	01/17/19																								
at San Francisco	01/19/19																								
Saint Mary's	01/24/19																								
Gonzaga	01/31/19																								
Loyola Marymount	02/02/19																								
at Portland	02/07/19																								
Pacific	02/09/19																								
at San Diego	02/14/19																								
at Loyola Marymount	02/16/19																								
San Francisco	02/21/19																								
at Gonzaga	02/23/19																								
San Diego	03/02/19																								
Totals			6	160	25	52	.481	6	18	.333	20	23	.870	2	16	18	3.0	9	0	18	8	0	6	76	12.7

**#1 • RYLAN BERGERSEN**  
6-6 • 200 • SO • GUARD



**BOISE, IDAHO**  
**LINK YEAR**

**2018-19 SEASON — PPG: 4.8 RPG: 1.7 APG: 0.5 BPG: 0.2 SPG: 0.3 FG%: .421 3FG%: .250 FT%: .625**

**2017-18 • Freshman**

- Played in 24 games
- Received the Coaches Award at the end of season banquet
- Posted season highs of 7 points, 4 rebounds, 2 assists, 1 block and 1 steal (twice)
- At Stanford, scored 7 points and hit 4 of 4 from the free-throw line
- Scored 4 points on 2 of 2 shooting and added 1 steal at Santa Clara

• His father Roberto was selected in the second round of the 1999 NBA Draft by the Atlanta Hawks and was inducted into the Boise State Hall of Fame

**Before BYU**

- Reclassified to play one year of prep school at Link Year for Antonio McKenzie in Branson, Missouri
- Averaged 18 points, five rebounds and three assists while shooting 42 percent from 3
- During the summer of 2016, played for Team Fast on the Adidas Uprising circuit where he averaged 12.9 points and shot 44 percent from downtown
- Played at Borah High School for coach Cary Cada
- As a senior in 2015-16, averaged 15.5 points, 5.7 rebounds, 3.0 assists, 1.4 blocks and 2.3 assists per game while shooting 53 percent from the floor and 41 percent from 3-point range
- Led Borah (23-3) to the semifinals of the 5A state tournament and a win in the consolation game
- Named first-team all-state as a senior by the Idaho Statesman and USA Today
- Named second-team all-state as a junior by USA Today

**Personal**

- Parents are Roberto and Rhonda Bergersen

**2018-19 SEASON HIGHS**

PTS	8 vs. Alabama A&M – 11/17/18
1st H	6 vs. Alabama A&M – 11/17/18
2nd H	6 vs. Rice – 11/21/18
REB	3 (2x) last vs. Rice – 11/21/18
AST	3 vs. Rice – 11/21/18
BLK	1 vs. Utah Valley – 11/09/18
STL	1 (2x) last vs. Alabama A&M – 11/17/18
FGM	3 vs. Oral Roberts – 11/15/18
FGA	5 (2x) last vs. Rice – 11/21/18
3PM	1 (3x) last vs. Alabama A&M – 11/17/18
3PA	4 vs. Alabama A&M – 11/17/18
FTM	5 vs. Alabama A&M – 11/17/18
FTA	9 vs. Alabama A&M – 11/17/18
MIN	17 vs. Alabama A&M – 11/17/18

**CAREER HIGHS**

PTS	8 vs. Alabama A&M – 11/17/18
1st H	6 vs. Alabama A&M – 11/17/18
2nd H	6 vs. Rice – 11/21/18
REB	4 vs. Pepperdine – 01/11/18
AST	3 vs. Rice – 11/21/18
BLK	1 (2x) last vs. Utah Valley – 11/09/18
STL	1 (4x) last vs. Alabama A&M – 11/17/18
FGM	3 vs. Oral Roberts – 11/15/18
FGA	5 (2x) last vs. Rice – 11/21/18
3PM	1 (7x) last vs. Alabama A&M – 11/17/18
3PA	4 vs. Alabama A&M – 11/17/18
FTM	5 vs. Alabama A&M – 11/17/18
FTA	9 vs. Alabama A&M – 11/17/18
MIN	17 vs. Alabama A&M – 11/17/18

**MISCELLANEOUS**

	18-19	Career
Double-Figure Points	--	--
20-plus Points	--	--
Double-Figure Reb	--	--
Double-Doubles	--	--
3-plus Steals	--	--
3-plus Blocks	--	--
3-plus 3-point FG	--	--
Scoring Leader	--	--
Rebound Leader	--	--
Assist Leader	--	--

**2018-19 GAME-BY-GAME**

Opponent	Date	GS	Min	FG	FGA	Pct	3FG	FGA	Pct	FT	FTA	Pct	Off	Def	TR	Avg	PF	FO	A	TO	Blk	Stl	Pts	Avg	
at Nevada	11/06/18		13	1	4	.250	1	3	.333	3	5	.600	0	1	1	1.0	0	0	0	0	1	6	6.0		
Utah Valley	11/09/18		5	0	0	.000	0	0	.000	0	0	.000	0	1	1	1.0	0	0	0	0	1	0	3.0		
Northwestern State	11/13/18		7	1	1	1.000	0	0	.000	0	0	.000	0	1	1	1.0	1	0	0	1	0	0	2	2.7	
Oral Roberts	11/15/18		8	3	5	.600	1	2	.500	0	0	.000	0	1	1	1.0	0	0	0	0	0	0	7	3.8	
Alabama A&M	11/17/18		17	1	4	.250	1	4	.250	5	9	.556	0	3	3	1.4	0	0	0	1	0	1	8	4.6	
Rice	11/21/18		12	2	5	.400	0	3	.000	2	2	1.000	0	3	3	1.7	2	0	3	0	0	0	6	4.8	
Houston	11/24/18																								
at Illinois State	11/28/18																								
at Weber State	12/01/18																								
Utah State	12/05/18																								
vs. Utah	12/08/18																								
Portland State	12/12/18																								
vs. UNLV	12/15/18																								
at San Diego State	12/22/18																								
at Mississippi State	12/29/18																								
at Pacific	01/03/19																								
at Saint Mary's	01/05/19																								
Portland	01/10/19																								
Santa Clara	01/12/19																								
at Pepperdine	01/17/19																								
at San Francisco	01/19/19																								
Saint Mary's	01/24/19																								
Gonzaga	01/31/19																								
Loyola Marymount	02/02/19																								
at Portland	02/07/19																								
Pacific	02/09/19																								
at San Diego	02/14/19																								
at Loyola Marymount	02/16/19																								
San Francisco	02/21/19																								
at Gonzaga	02/23/19																								
San Diego	03/02/19																								
Totals			0	62	8	19	.421	3	12	.250	10	16	.625	0	10	10	1.7	3	0	3	2	1	2	29	4.8

**CAREER STATISTICS (ALL GAMES)**

Year	GP	GS	Min	Avg	FG	FGA	Pct	3FG	FGA	Pct	FT	FTA	Pct	Off	Def	TR	Avg	PF	FO	A	TO	Blk	Stl	Pts	Avg
2017-18	24	0	88	3.7	10	19	.526	4	10	.400	7	8	.875	0	9	9	0.4	12	0	4	3	1	2	31	1.3
2018-19	6	0	62	10.3	8	19	.421	3	12	.250	10	16	.625	0	10	10	1.7	3	0	3	2	1	2	29	4.8
TOTAL	30	0	150	5.0	18	38	.474	7	22	.318	17	24	.708	0	19	19	0.6	15	0	7	5	2	4	60	2.0

**CAREER STATISTICS (CONFERENCE GAMES)**

Year	GP	GS	Min	Avg	FG	FGA	Pct	3FG	FGA	Pct	FT	FTA	Pct	Off	Def	TR	Avg	PF	FO	A	TO	Blk	Stl	Pts	Avg	
2017-18	14	0	44	3.1	4	6	.667	1	2	.500	3	4	.750	0	6	6	0.4	6	0	1	2	0	1	12	0.9	
2018-19																										
TOTAL	14	0	44	3.1	4	6	.667	1	2	.500	3	4	.750	0	6	6	0.4	6	0	1	2	0	1	12	0.9	

#2 • ZAC SELJAAS  
6-7 • 215 • JR • GUARD



BOUNTIFUL, UTAH  
BOUNTIFUL HS

2018-19 SEASON HIGHS

Table with 2 columns: Stat and Value. Includes PTS (15 vs. Alabama A&M), 1st H (6 vs. Alabama A&M), 2nd H (9 vs. Alabama A&M), REB (5 at Nevada), AST (2 (2x) last vs. Northwestern State), BLK (1 (5x) last vs. Rice), STL (1 (3x) last vs. Rice), FGM (5 vs. Alabama A&M), FGA (11 vs. Alabama A&M), 3PM (5 vs. Alabama A&M), 3PA (8 vs. Alabama A&M), FTM (2 (2x) last vs. Rice), FTA (3 vs. Rice), MIN (28 vs. Rice)

CAREER HIGHS

Table with 2 columns: Stat and Value. Includes PTS (25 vs. CMU), 1st H (14 vs. San Francisco), 2nd H (19 vs. CMU), REB (7 (3x) last vs. Creighton), AST (5 (3x) last vs. Idaho State), BLK (3 vs. Valparaiso), STL (3 vs. UAB), FGM (9 vs. CMU), FGA (13 vs. CMU), 3PM (7 vs. CMU), 3PA (10 (2x) last vs. San Francisco), FTM (4 (3x) last vs. San Diego), FTA (5 vs. Northern Iowa), MIN (37 vs. Creighton)

MISCELLANEOUS

Table with 3 columns: Stat, 18-19, Career. Includes Double-Figure Points (1 (1-0) vs. 18 (16-2)), 20-plus Points (0 vs. 2 (2-0)), Double-Figure Reb (0 vs. 0 (0-0)), Double-Doubles (0 vs. 0 (0-0)), 3-plus Steals (1 vs. 1 (1-0)), 3-plus Blocks (1 vs. 1 (0-1)), 3-plus 3-point FG (1 (1-0) vs. 12 (11-1)), Scoring Leader (0 vs. 2 (2-0)), Rebound Leader (0 vs. 1 (1-0)), Assist Leader (0 vs. 2 (2-0))

CAREER STATISTICS (ALL GAMES)

Table with 23 columns: Year, GP, GS, Min, Avg, FG, FGA, Pct, 3FG, FGA, Pct, FT, FTA, Pct, Off, Def, TR, Avg, PF, FO, A, TO, Blk, Stl, Pts, Avg. Includes rows for 2015-16, 2017-18, 2018-19, and TOTAL.

CAREER STATISTICS (CONFERENCE GAMES)

Table with 23 columns: Year, GP, GS, Min, Avg, FG, FGA, Pct, 3FG, FGA, Pct, FT, FTA, Pct, Off, Def, TR, Avg, PF, FO, A, TO, Blk, Stl, Pts, Avg. Includes rows for 2015-16, 2017-18, 2018-19, and TOTAL.

2018-19 SEASON — PPG: 8.3 RPG: 3.2 APG: 1.2 BPG: 0.8 SPG: 0.5 FG%: .381 3FG%: .406 FT%: .714

2017-18 • Sophomore

- Played in 35 games and started 11
Posted season highs of 11 points (4 times), 5 rebounds, 5 assists, 2 blocks and 2 steals (twice)
Hit 4 of 5 from the field and 3 of 4 from 3-point range for 11 points at Princeton
Made 5 of 8 field goals for 11 points and added 2 assists at Santa Clara
Scored in double figures five times and had three-plus 3-pointers once
Led the team in assists twice

2015-16 • Freshman

- Played in 35 games and started 1
Received the Sixth Man Award at the team banquet
Nationally was 224th in 3-point field goals
Among freshmen nationally was 38th in 3-point field goals
In the WCC was 2nd in 3-point field goal percentage and 11th in 3-point field goals
Finished the 2015-16 season 2nd in 3-point field goal percentage in a season at BYU and T-13th in made 3-point field goals
His 7 3-point field goals against Central Michigan are tied for 8th most in a single game in BYU history
In the BYU freshman record book is 1st in 3-point field goal percentage in a season, 2nd in 3-point field goals, 2nd in 3-point field goals per game, 2nd in games with 3-plus 3-point field goals and T-2nd most games with 5-plus 3-pointers
Ended the season with 10-straight games with a made 3-pointer

Before BYU

- A four-year letterman for coach Mike Maxwell at Bountiful High School
Finished Bountiful career with totals of 1,704 points, 494 rebounds, 325 assists, 140 steals and 217 3-point field goals
Named the Utah Gatorade Player of the Year
Named the 4A MVP and first-team all-state by the Deseret News, received All-Tribune (top players in the state regardless of classification) honors from the Salt Lake Tribune and named the Standard Examiner All-Area MVP
Led Bountiful to a record of 22-6 overall and 14-0 in Region and the 4A state title
Averaged 25.4 points, 6.1 rebounds, 4.3 assists and 1.7 steals and hit 82 threes
Named to the 4A all-state first team by the Deseret News and the Salt Lake Tribune as a junior
Led Bountiful to a record of 26-1 overall and 14-0 in Region 6 and the 4A state title
Named to the 4A all-state second team by the Deseret News and the Salt Lake Tribune as a sophomore
Led Bountiful to a record of 21-4 overall and 10-0 in Region 6 and the 4A state semifinals

Personal

- Parents are Gary and Carleen Seljaas
Has two sisters and one brother
Sister Nancy played at BYU from 2002-05
Served a mission for The Church of Jesus Christ of Latter-day Saints in Iowa

2018-19 GAME-BY-GAME

Table with 23 columns: Opponent, Date, GS, Min, FG, FGA, Pct, 3FG, FGA, Pct, FT, FTA, Pct, Off, Def, TR, Avg, PF, FO, A, TO, Blk, Stl, Pts, Avg. Includes rows for at Nevada, Utah Valley, Northwestern State, Oral Roberts, Alabama A&M, Rice, Houston, at Illinois State, at Weber State, Utah State, vs. Utah, Portland State, vs. UNLV, at San Diego State, at Mississippi State, at Pacific, at Saint Mary's, Portland, Santa Clara, at Pepperdine, at San Francisco, Saint Mary's, Gonzaga, Loyola Marymount, at Portland, Pacific, at San Diego, at Loyola Marymount, San Francisco, at Gonzaga, San Diego, and Totals.

**#13 • TAYLOR MAUGHAN**  
6-4 • 200 • JR • GUARD



FULLERTON, CALIFORNIA  
BYU-HAWAII

2018-19 SEASON — PPG: 0.0 RPG: 0.3 APG: 0.0 BPG: 0.0 SPG: 0.0 FG%: .000 3FG%: .000 FT%: .000

**Before BYU**

- Played his freshman season at BYU-Hawaii where he appeared in 27 games
- As a freshman at BYU-Hawaii averaged 4.5 points while shooting 39.2% from the field and 34.7% from 3
- Prepped at Troy High School for Coach Scott Blake
- As a senior averaged 21.5 points, 6.7 rebounds and 2.3 assists while leading Troy to 22-7 overall record
- Named to the All-County team as a senior
- Ranked in the top-10 in Orange County in scoring
- Holds his high school record for most 3-pointers in a single game with eight 3s
- As a junior averaged 16.7 points, 5.5 rebounds and 2.4 assists
- Named to the All-League first team as a junior and senior
- Four-year scholar athlete
- Played AAU for Branch West for Bob Gottlieb
- Lettered in track and field as a high jumper

**Personal**

- Parents are Reed and Patricia Maughan
- Has four siblings: Jason, Melissa, Stefanie and Jessica
- Served a Spanish speaking mission for The Church of Jesus Christ of Latter-day Saints in Columbus, Ohio and Oklahoma City, Oklahoma

**2018-19 SEASON HIGHS**

PTS	—
1st H	—
2nd H	—
REB	1 vs. Alabama A&M – 11/17/18
AST	—
BLK	—
STL	—
FGM	—
FGA	1 (2x) last vs. Alabama A&M – 11/17/18
3PM	—
3PA	1 (2x) last vs. Alabama A&M – 11/17/18
FTM	—
FTA	—
MIN	4 vs. Alabama A&M – 11/17/18

**MISCELLANEOUS**

	18-19	Career
Double-Figure Points	—	—
20-plus Points	—	—
Double-Figure Reb	—	—
Double-Doubles	—	—
3-plus Steals	—	—
3-plus Blocks	—	—
3-plus 3-point FG	—	—
Scoring Leader	—	—
Rebound Leader	—	—
Assist Leader	—	—

**2018-19 GAME-BY-GAME**

Opponent	Date	GS	Min	FG	FGA	Pct	3FG	FGA	Pct	FT	FTA	Pct	Off	Def	TR	Avg	PF	FO	A	TO	Blk	Stl	Pts	Avg
at Nevada	11/06/18																							
DNP																								
Utah Valley	11/09/18																							
DNP																								
Northwestern State	11/13/18			2	0	1	.000	0	1	.000	0	0	.000	0	0	0.0	0	0	0	0	0	0	0.0	
Oral Roberts	11/15/18			2	0	0	.000	0	0	.000	0	0	.000	0	0	0.0	0	0	0	0	0	0	0.0	
Alabama A&M	11/17/18			4	0	1	.000	0	1	.000	0	0	.000	0	1	0.3	1	0	0	0	0	0	0.0	
Rice	11/21/18			2	0	0	.000	0	0	.000	0	0	.000	0	0	0.3	0	0	0	0	0	0	0.0	
Houston	11/24/18																							
at Illinois State	11/28/18																							
at Weber State	12/01/18																							
Utah State	12/05/18																							
vs. Utah	12/08/18																							
Portland State	12/12/18																							
vs. UNLV	12/15/18																							
at San Diego State	12/22/18																							
at Mississippi State	12/29/18																							
at Pacific	01/03/19																							
at Saint Mary's	01/05/19																							
Portland	01/10/19																							
Santa Clara	01/12/19																							
at Pepperdine	01/17/19																							
at San Francisco	01/19/19																							
Saint Mary's	01/24/19																							
Gonzaga	01/31/19																							
Loyola Marymount	02/02/19																							
at Portland	02/07/19																							
Pacific	02/09/19																							
at San Diego	02/14/19																							
at Loyola Marymount	02/16/19																							
San Francisco	02/21/19																							
at Gonzaga	02/23/19																							
San Diego	03/02/19																							
Totals			0	10	0	2	.000	0	2	.000	0	0	.000	0	1	0.3	1	0	0	0	0	0	0.0	

**CAREER STATISTICS (ALL GAMES)**

Year	GP	GS	Min	Avg	FG	FGA	Pct	3FG	FGA	Pct	FT	FTA	Pct	Off	Def	TR	Avg	PF	FO	A	TO	Blk	Stl	Pts	Avg
2018-19	4	0	10	2.5	0	2	.000	0	2	.000	0	0	.000	0	1	1	0.3	1	0	0	0	0	0	0	0.0
TOTAL	4	0	10	2.5	0	2	.000	0	2	.000	0	0	.000	0	1	1	0.3	1	0	0	0	0	0	0	0.0

**CAREER STATISTICS (CONFERENCE GAMES)**

Year	GP	GS	Min	Avg	FG	FGA	Pct	3FG	FGA	Pct	FT	FTA	Pct	Off	Def	TR	Avg	PF	FO	A	TO	Blk	Stl	Pts	Avg
2018-19																									
TOTAL																									

**#21 • EVAN TROY**  
6-5 • 180 • JR • GUARD



**LONGVIEW, WASHINGTON**  
**MARK MORRIS HS**

**2018-19 SEASON — PPG: 0.5 RPG: 1.0 APG: 0.0 BPG: 0.0 SPG: 0.0 FG%: .333 3FG%: .000 FT%: .000**

**2017-18 • Sophomore**

- Played in 12 games
- Posted season highs of 2 points (3 times), 1 rebound (twice) and 1 assist (twice)
- Scored his first career points on a pair of free throws vs. Idaho State
- Made his first career field goal at Loyola Marymount

**Personal**

- Parents are JD and Terri Troy
- Has one brother and two sisters
- Mother played college basketball and his father wrestled in college

**2016-17 • Freshman**

- Was a member of the practice squad

**Before BYU**

- Prepped at Mark Morris High School for Bill Bakamus
- As a senior in 2015-16, was team captain and averaged 11.3 points, 7.8 rebounds, 3.6 assists and 2.6 steals per game
- Led Mark Morris (26-4) to a district championship and the 2A state tournament where the Monarchs won the consolation game
- Named first-team all-league and first-team all-area as a senior by the Daily News
- Named Washington Interscholastic Activities Association (WIAA) Washington State Athlete of the Week
- Selected to play in All-Washington state game
- As a junior in 2014-15, averaged 9 points and 5.3 rebounds per game
- Led Mark Morris (20-7) to a district championship and a sixth-place finish at the 2A state tournament
- Named honorable mention all-league as a junior by the Daily News
- Named a 2014 Academic State Champion
- Played AAU for Roots Basketball, coached by Josh Wilson

**2018-19 SEASON HIGHS**

PTS	2 vs. Oral Roberts – 11/15/18
1st H	–
2nd H	2 vs. Oral Roberts – 11/15/18
REB	2 vs. Northwestern State – 11/13/18
AST	–
BLK	–
STL	–
FGM	1 vs. Oral Roberts – 11/15/18
FGA	1 (3x) last vs. Rice – 11/21/18
3PM	–
3PA	1 vs. Alabama A&M – 11/17/18
FTM	–
FTA	–
MIN	4 vs. Northwestern State – 11/13/18

**CAREER HIGHS**

PTS	2 (3x) last at Loyola Marymount – 02/01/18
1st H	–
2nd H	2 (3x) last at Loyola Marymount – 02/01/18
REB	2 vs. Northwestern State – 11/13/18
AST	1 (2x) last vs. Portland – 12/28/17
BLK	–
STL	–
FGM	–
FGA	1 (6x) last vs. Alabama A&M – 11/17/18
3PM	–
3PA	1 (2x) last vs. Pepperdine – 01/11/18
FTM	2 (2x) last vs. Pepperdine – 01/11/18
FTA	2 (2x) last vs. Pepperdine – 01/11/18
MIN	4 vs. Northwestern State – 11/13/18

**MISCELLANEOUS**

	18-19	Career
Double-Figure Points	–	0 (0-0)
20-plus Points	–	0 (0-0)
Double-Figure Reb	–	0 (0-0)
Double-Doubles	–	0 (0-0)
3-plus Steals	–	0 (0-0)
3-plus Blocks	–	0 (0-0)
3-plus 3-point FG	–	0 (0-0)
Scoring Leader	–	0 (0-0)
Rebound Leader	–	0 (0-0)
Assist Leader	–	0 (0-0)

**2018-19 GAME-BY-GAME**

Opponent	Date	GS	Min	FG	FGA	Pct	3FG	FGA	Pct	FT	FTA	Pct	Off	Def	TR	Avg	PF	FO	A	TO	Blk	Stl	Pts	Avg
at Nevada	11/06/18																							
Utah Valley	11/09/18																							
Northwestern State	11/13/18		4	0	0	.000	0	0	.000	0	0	.000	0	2	2	2.0	0	0	0	0	0	0	0.0	
Oral Roberts	11/15/18		3	1	1	1.000	0	0	.000	0	0	.000	0	1	1	1.5	0	0	0	0	0	0	2.0	
Alabama A&M	11/17/18		3	0	1	.000	0	0	.000	0	0	.000	0	1	1	1.3	0	0	0	1	0	0	0.7	
Rice	11/21/18		3	0	1	.000	0	0	.000	0	0	.000	0	0	0	1.0	0	0	0	1	0	0	0.5	
Houston	11/24/18																							
at Illinois State	11/28/18																							
at Weber State	12/01/18																							
Utah State	12/05/18																							
vs. Utah	12/08/18																							
Portland State	12/12/18																							
vs. UNLV	12/15/18																							
at San Diego State	12/22/18																							
at Mississippi State	12/29/18																							
at Pacific	01/03/19																							
at Saint Mary's	01/05/19																							
Portland	01/10/19																							
Santa Clara	01/12/19																							
at Pepperdine	01/17/19																							
at San Francisco	01/19/19																							
Saint Mary's	01/24/19																							
Gonzaga	01/31/19																							
Loyola Marymount	02/02/19																							
at Portland	02/07/19																							
Pacific	02/09/19																							
at San Diego	02/14/19																							
at Loyola Marymount	02/16/19																							
San Francisco	02/21/19																							
at Gonzaga	02/23/19																							
San Diego	03/02/19																							
Totals			0	13	1	3	.333	0	0	.000	0	0	.000	0	4	4	1.0	0	0	0	2	0	0.5	

**CAREER STATISTICS (ALL GAMES)**

Year	GP	GS	Min	Avg	FG	FGA	Pct	3FG	FGA	Pct	FT	FTA	Pct	Off	Def	TR	Avg	PF	FO	A	TO	Blk	Stl	Pts	Avg
2017-18	12	0	18	1.5	1	4	.250	0	2	.000	4	6	.667	0	2	2	0.2	0	0	2	0	0	1	6	0.5
2018-19	4	0	13	3.3	1	3	.333	0	0	.000	0	0	.000	0	4	4	1.0	0	0	0	2	0	0	2	0.5
TOTAL	16	0	31	1.9	2	7	.286	0	2	.000	4	6	.667	0	6	6	0.4	0	0	2	2	0	1	8	0.5

**CAREER STATISTICS (CONFERENCE GAMES)**

Year	GP	GS	Min	Avg	FG	FGA	Pct	3FG	FGA	Pct	FT	FTA	Pct	Off	Def	TR	Avg	PF	FO	A	TO	Blk	Stl	Pts	Avg	
2017-18	7	0	11	1.6	1	2	.500	0	1	.000	2	3	.667	0	1	1	0.1	0	0	1	0	0	1	4	0.6	
2018-19																										
TOTAL	7	0	11	1.6	1	2	.500	0	1	.000	2	3	.667	0	1	1	0.1	0	0	1	0	0	1	4	0.6	



#24 • McKAY CANNON  
6-0 • 185 • SR • GUARD



SHELLEY, IDAHO  
WEBER STATE

2018-19 SEASON — PPG: 2.7 RPG: 1.0 APG: 1.2 BPG: 0.0 SPG: 0.2 FG%: .375 3FG%: .182 FT%: .667

2017-18 • Junior

- Played in 29 games
- Received the Best Conditioned Perimeter Player Award at the end of season banquet
- Transferred from Weber State and missed the first six games before receiving a waiver from the NCAA
- Posted season highs of 17 points (at Utah State), 4 rebounds (at San Francisco), 6 assists (at Utah Valley), 1 block (at Utah Valley), 4 steals (vs. Texas Southern) and 2 3-point field goals (3 times)
- Scored in double figures once and had three-plus steals twice
- Led the team in scoring once and assists twice

Before BYU

- Played his freshman and sophomore seasons at Weber State where he appeared in 67 games and made 40 starts
- As a sophomore in 2016-17 averaged 2.6 points, 1.2 rebounds and 1.5 assists per game
- Played in 35 games and started 33 as a freshman in 2015-16
- Helped Weber State win the Big Sky regular season and tournament titles and earn a trip to the NCAA tournament
- Averaged 5.5 points, 2.0 rebounds and 2.7 assists and added 32 steals and 41 3-pointers
- Scored in double figures six times, including a 10-point, five-assist and six-steal performance against Xavier in the NCAA tournament
- Prepped at Shelley High School for coach Dave Hadley
- Is the all-time leading scorer in Shelley High School history with 1,410 points

- As a senior in 2012-13 averaged 19.8 points, 4.6 rebounds, 4.1 assists and 1.7 steals
- Was named the Idaho State Journal Boys 3A Basketball Player of the Year and first-team all-state while leading Shelley to the 3A title game
- Was named the Post Register All-Area Boys Player of the Year
- As a junior averaged 16.4 points, 5.0 assists and 2.5 steals
- Earned second-team all-state honors
- Named to the Post Register All-Area First Team
- Played wide receiver and defensive back and helped Shelley win the Idaho 3A state title

Personal

- Married former Weber State track athlete Maddie Ball in September 2016
- Parents are Seth and Jennifer Cannon
- Has four siblings: Carter, Stockton, Austin, Brinley
- Served a two-year mission for The Church of Jesus Christ of Latter-day Saints in Chile from 2013-15

2018-19 SEASON HIGHS

PTS	8 vs. Rice – 11/21/18
1st H	5 vs. Rice – 11/21/18
2nd H	3 vs. Rice – 11/21/18
REB	2 (2x) last vs. Alabama A&M – 11/17/18
AST	2 (2x) last vs. Oral Roberts – 11/15/18
BLK	–
STL	1 vs. Utah Valley – 11/09/18
FGM	3 vs. Rice – 11/21/18
FGA	6 at Nevada – 11/06/18
3PM	1 (2x) last vs. Rice – 11/21/18
3PA	6 at Nevada – 11/06/18
FTM	1 (2x) last vs. Rice – 11/21/18
FTA	2 vs. Utah Valley – 11/09/18
MIN	20 at Nevada – 11/06/18

CAREER HIGHS

PTS	17 at Utah State – 12/02/17
1st H	6 (2x) last vs. Weber State – 12/09/17
2nd H	11 at Utah State – 12/02/17
REB	4 at San Francisco – 01/04/18
AST	6 at Utah Valley – 11/29/17
BLK	1 at Utah Valley – 11/29/17
STL	4 vs. Texas Southern – 12/23/17
FGM	4 at Utah State – 12/02/17
FGA	5 (4x) last vs. Pepperdine – 01/11/18
3PM	2 (3x) last vs. Pepperdine – 01/11/18
3PA	5 vs. Weber State – 12/09/17
FTM	8 at Utah State – 12/02/17
FTA	8 at Utah State – 12/02/17
MIN	31 (2x) last vs. Texas Southern – 12/23/17

MISCELLANEOUS

	18-19	Career
Double-Figure Points	–	1 (1-0)
20-plus Points	–	0 (0-0)
Double-Figure Reb	–	0 (0-0)
Double-Doubles	–	0 (0-0)
3-plus Steals	–	2 (1-1)
3-plus Blocks	–	0 (0-0)
3-plus 3-point FG	–	0 (0-0)
Scoring Leader	–	1 (1-0)
Rebound Leader	–	0 (0-0)
Assist Leader	–	2 (2-0)

2018-19 GAME-BY-GAME

Opponent	Date	GS	Min	FG	FGA	Pct	3FG	FGA	Pct	FT	FTA	Pct	Off	Def	TR	Avg	PF	FO	A	TO	Blk	Stl	Pts	Avg	
at Nevada	11/06/18		20	1	6	.167	1	6	.167	0	0	.000	0	1	1	1.0	1	0	2	0	0	0	3	3.0	
Utah Valley	11/09/18		11	1	3	.333	0	1	.000	1	2	.500	0	0	0	0.5	4	0	1	0	0	1	3	3.0	
Northwestern State	11/13/18		12	0	2	.000	0	2	.000	0	0	.000	0	2	2	1.0	1	0	1	2	0	0	0	2.0	
Oral Roberts	11/15/18		7	1	2	.500	0	1	.000	0	0	.000	0	0	0	0.8	0	0	2	2	0	0	2	2.0	
Alabama A&M	11/17/18		14	0	0	.000	0	0	.000	0	0	.000	0	2	2	1.0	1	0	0	0	0	0	0	1.6	
Rice	11/21/18		12	3	3	1.000	1	1	1.000	1	1	1.000	0	1	1	1.0	4	0	1	0	0	0	8	2.7	
Houston	11/24/18																								
at Illinois State	11/28/18																								
at Weber State	12/01/18																								
Utah State	12/05/18																								
vs. Utah	12/08/18																								
Portland State	12/12/18																								
vs. UNLV	12/15/18																								
at San Diego State	12/22/18																								
at Mississippi State	12/29/18																								
at Pacific	01/03/19																								
at Saint Mary's	01/05/19																								
Portland	01/10/19																								
Santa Clara	01/12/19																								
at Pepperdine	01/17/19																								
at San Francisco	01/19/19																								
Saint Mary's	01/24/19																								
Gonzaga	01/31/19																								
Loyola Marymount	02/02/19																								
at Portland	02/07/19																								
Pacific	02/09/19																								
at San Diego	02/14/19																								
at Loyola Marymount	02/16/19																								
San Francisco	02/21/19																								
at Gonzaga	02/23/19																								
San Diego	03/02/19																								
Totals			0	76	6	16	.375	2	11	.182	2	3	.667	0	6	6	1.0	11	0	7	4	0	1	16	2.7

CAREER STATISTICS (ALL GAMES)

Year	GP	GS	Min	Avg	FG	FGA	Pct	3FG	FGA	Pct	FT	FTA	Pct	Off	Def	TR	Avg	PF	FO	A	TO	Blk	Stl	Pts	Avg
2017-18	29	0	536	18.5	33	79	.418	15	46	.326	20	25	.800	5	29	34	1.2	41	0	42	21	1	27	101	3.5
2018-19	6	0	76	12.7	6	16	.375	2	11	.182	2	3	.667	0	6	6	1.0	11	0	7	4	0	1	16	2.7
TOTAL	35	0	612	17.5	39	95	.411	17	57	.298	22	28	.786	5	35	40	1.1	52	0	49	25	1	28	117	3.3

CAREER STATISTICS (CONFERENCE GAMES)

Year	GP	GS	Min	Avg	FG	FGA	Pct	3FG	FGA	Pct	FT	FTA	Pct	Off	Def	TR	Avg	PF	FO	A	TO	Blk	Stl	Pts	Avg
2017-18	18	0	306	17.0	14	42	.333	7	26	.269	8	11	.727	4	15	19	1.1	24	0	17	12	0	14	43	2.4
2018-19																									
TOTAL	18	0	306	17.0	14	42	.333	7	26	.269	8	11	.727	4	15	19	1.1	24	0	17	12	0	14	43	2.4



#25 • GAVIN BAXTER  
6-9 • 210 • FR • FORWARD



PROVO, UTAH  
TIMPVIEW HS

2018-19 SEASON — PPG: 3.2 RPG: 3.2 APG: 0.4 BPG: 1.2 SPG: 0.0 FG%: .500 3FG%: .000 FT%: .667

**Before BYU**

- Played for Kevin Santiago at Timpview High School
- As a senior in 2015-16 averaged 15.7 points and 6.4 rebounds and led Timpview to a 21-6, 11-1 record of and a trip to the 4A state title game
- Named 4A first-team all-state by the Salt Lake Tribune and Deseret News
- As a junior in 2014-15 averaged 15.5 points and led Timpview to a record of 15-9, 8-4 and a trip to the 4A quarterfinals
- Named 4A second-team all-state by the Deseret News in 2015
- As a sophomore in 2013-14 averaged 11.4 points and 6.2 rebounds while helping Timpview to a 19-6, 10-2 record and a trip to the 4A quarterfinals
- Named 4A third-team all-state by the Deseret News in 2014
- Named a four star recruit by ESPN, Scout and Rivals
- Ranked No. 21 nationally among small forwards by ESPN
- Named the No. 5 recruit in Utah by ESPN
- Also recruited by Arizona State, California, Oregon, Oregon State, UCLA and Utah State
- Played for the Utah Prospects AAU team coached by Tim Davis

- Father Kurt Baxter played basketball for BYU
- Sister Lauren Baxter ran track at BYU

**2018-19 SEASON HIGHS**

PTS	4 (3x) last vs. Oral Roberts – 11/15/18
1st H	4 vs. Oral Roberts – 11/15/18
2nd H	2 (3x) last vs. Northwestern State – 11/13/18
REB	6 vs. Utah Valley – 11/09/18
AST	1 (2x) last vs. Rice – 11/21/18
BLK	4 vs. Northwestern State – 11/13/18
STL	–
FGM	2 at Nevada – 11/06/18
FGA	4 vs. Northwestern State – 11/13/18
3PM	–
3PA	1 vs. Rice – 11/21/18
FTM	2 (2x) last vs. Oral Roberts – 11/15/18
FTA	3 vs. Northwestern State – 11/13/18
MIN	16 vs. Northwestern State – 11/13/18

**Personal**

- Parents are Kurt and Angela Baxter
- Has four siblings
- Served a mission for The Church of Jesus Christ of Latter-day Saints in Washington, D.C.
- Mother Angela Baxter ran track for BYU and was an All-American sprinter

**2018-19 GAME-BY-GAME**

Opponent	Date	GS	Min	FG	FGA	Pct	3FG	FGA	Pct	FT	FTA	Pct	Off	Def	TR	Avg	PF	FO	A	TO	Blk	Stl	Pts	Avg	
at Nevada	11/06/18		15	2	2	1.000	0	0	.000	0	1	.000	2	2	4	4.0	4	0	1	0	1	0	4	4.0	
Utah Valley	11/09/18		11	1	1	1.000	0	0	.000	0	0	.000	2	4	6	5.0	1	0	0	0	1	0	2	3.0	
Northwestern State	11/13/18		16	1	4	.250	0	0	.000	2	3	.667	0	1	1	3.7	2	0	0	0	4	0	4	3.3	
Oral Roberts	11/15/18		14	1	2	.500	0	0	.000	2	2	1.000	2	1	3	3.5	3	0	0	0	0	0	4	3.5	
Alabama A&M	11/17/18																								
Rice	11/21/18		12	1	3	.333	0	1	.000	0	0	.000	0	2	2	3.2	1	0	1	0	0	0	2	3.2	
Houston	11/24/18																								
at Illinois State	11/28/18																								
at Weber State	12/01/18																								
Utah State	12/05/18																								
vs. Utah	12/08/18																								
Portland State	12/12/18																								
vs. UNLV	12/15/18																								
at San Diego State	12/22/18																								
at Mississippi State	12/29/18																								
at Pacific	01/03/19																								
at Saint Mary's	01/05/19																								
Portland	01/10/19																								
Santa Clara	01/12/19																								
at Pepperdine	01/17/19																								
at San Francisco	01/19/19																								
Saint Mary's	01/24/19																								
Gonzaga	01/31/19																								
Loyola Marymount	02/02/19																								
at Portland	02/07/19																								
Pacific	02/09/19																								
at San Diego	02/14/19																								
at Loyola Marymount	02/16/19																								
San Francisco	02/21/19																								
at Gonzaga	02/23/19																								
San Diego	03/02/19																								
Totals			0	68	6	12	.500	0	1	.000	4	6	.667	6	10	16	3.2	11	0	2	0	6	0	16	3.2

**CAREER STATISTICS (ALL GAMES)**

Year	GP	GS	Min	Avg	FG	FGA	Pct	3FG	FGA	Pct	FT	FTA	Pct	Off	Def	TR	Avg	PF	FO	A	TO	Blk	Stl	Pts	Avg
2018-19	5	0	68	13.6	6	12	.500	0	1	.000	4	6	.667	6	10	16	3.2	11	0	2	0	6	0	16	3.2
TOTAL	5	0	68	13.6	6	12	.500	0	1	.000	4	6	.667	6	10	16	3.2	11	0	2	0	6	0	16	3.2

**CAREER STATISTICS (CONFERENCE GAMES)**

Year	GP	GS	Min	Avg	FG	FGA	Pct	3FG	FGA	Pct	FT	FTA	Pct	Off	Def	TR	Avg	PF	FO	A	TO	Blk	Stl	Pts	Avg	
2018-19																										
TOTAL																										





**#40 • KOLBY LEE**  
6-9 • 240 • FR • FORWARD



**MERIDIAN, IDAHO**  
**ROCKY MOUNTAIN HS**

**2018-19 SEASON — PPG: 1.7 RPG: 1.2 APG: 0.2 BPG: 0.0 SPG: 0.0 FG%: .308 3FG%: .000 FT%: .500**

**Before BYU**

- Played for Dane Roy at Rocky Mountain High School
- As a senior led Rocky Mountain High School to a record of 26-1 and the school's first state title
- Averaged 16.6 points, 9.3 rebounds and 2.6 blocks per game
- Named the 2017 Idaho Gatorade Player of the Year
- Named the 5A Player of the Year by the Idaho Statesman
- As a junior led Rocky Mountain High School to a record of 19-7 and the consolation title in the 5A state tournament
- Averaged 14.8 points, 8.9 rebounds and 1.0 block as a junior
- Named to the 5A All-Idaho Second Team by the Idaho Statesman
- As a sophomore led Rocky Mountain to a 21-6 record, a district title and the consolation title in the 5A state tournament
- Averaged 13.7 points and 7.0 rebounds as a sophomore
- As a freshman helped Rocky Mountain to an 18-8 record and a trip to semifinals of 5A state tournament
- Competed in the 2016 NBPA Top 100 High School Camp at University of Virginia
- Named a four star recruit by ESPN.com
- Named the No. 1 recruit in the state of Idaho for the class of 2017
- Played AAU for Hoop Dreams Idaho and Team Fast
- Also recruited by Iowa, Oregon State, Washington State, Purdue, Utah State, Boise State, Richmond, Portland, Kent State, Depaul, UC Davis

**Personal**

- Parents are Brian and Jill Lee
- Has one older sister

**2018-19 SEASON HIGHS**

PTS	5 vs. Rice – 11/21/18
1st H	2 at Nevada – 11/06/18
2nd H	5 vs. Rice – 11/21/18
REB	2 (2x) last vs. Oral Roberts – 11/15/18
AST	1 vs. Oral Roberts – 11/15/18
BLK	–
STL	–
FGM	2 vs. Rice – 11/21/18
FGA	3 (3x) last vs. Rice – 11/21/18
3PM	–
3PA	1 (3x) last vs. Alabama A&M – 11/17/18
FTM	1 (2x) last vs. Rice – 11/21/18
FTA	2 (2x) last vs. Rice – 11/21/18
MIN	5 vs. Northwestern State – 11/13/18

**MISCELLANEOUS**

	18-19	Career
Double-Figure Points	–	–
20-plus Points	–	–
Double-Figure Reb	–	–
Double-Doubles	–	–
3-plus Steals	–	–
3-plus Blocks	–	–
3-plus 3-point FG	–	–
Scoring Leader	–	–
Rebound Leader	–	–
Assist Leader	–	–

**2018-19 GAME-BY-GAME**

Opponent	Date	GS	Min	FG	FGA	Pct	3FG	FGA	Pct	FT	FTA	Pct	Off	Def	TR	Avg	PF	FO	A	TO	Blk	Stl	Pts	Avg
at Nevada	11/06/18		4	1	1	1.000	0	0	.000	0	0	.000	1	1	2	2.0	0	0	0	0	0	0	2	2.0
Utah Valley	11/09/18		1	0	2	.000	0	1	.000	0	0	.000	0	0	0	1.0	0	0	0	0	0	0	0	1.0
Northwestern State	11/13/18		5	1	3	.333	0	0	.000	1	2	.500	1	0	1	1.0	1	0	0	0	0	0	3	1.7
Oral Roberts	11/15/18		7	0	1	.000	0	1	.000	0	0	.000	0	2	2	1.3	2	0	1	1	0	0	0	1.3
Alabama A&M	11/17/18		6	0	3	.000	0	1	.000	0	0	.000	0	1	1	1.2	2	0	0	0	0	0	0	1.0
Rice	11/21/18		3	2	3	.667	0	0	.000	1	2	.500	1	0	1	1.2	1	0	0	0	0	0	5	1.7
Houston	11/24/18																							
at Illinois State	11/28/18																							
at Weber State	12/01/18																							
Utah State	12/05/18																							
vs. Utah	12/08/18																							
Portland State	12/12/18																							
vs. UNLV	12/15/18																							
at San Diego State	12/22/18																							
at Mississippi State	12/29/18																							
at Pacific	01/03/19																							
at Saint Mary's	01/05/19																							
Portland	01/10/19																							
Santa Clara	01/12/19																							
at Pepperdine	01/17/19																							
at San Francisco	01/19/19																							
Saint Mary's	01/24/19																							
Gonzaga	01/31/19																							
Loyola Marymount	02/02/19																							
at Portland	02/07/19																							
Pacific	02/09/19																							
at San Diego	02/14/19																							
at Loyola Marymount	02/16/19																							
San Francisco	02/21/19																							
at Gonzaga	02/23/19																							
San Diego	03/02/19																							
Totals			0	26	4	13	.308	0	3	.000	2	4	.500	3	4	7	1.2	6	0	1	1	0	10	1.7

**CAREER STATISTICS (ALL GAMES)**

Year	GP	GS	Min	Avg	FG	FGA	Pct	3FG	FGA	Pct	FT	FTA	Pct	Off	Def	TR	Avg	PF	FO	A	TO	Blk	Stl	Pts	Avg
2018-19	6	0	26	4.3	4	13	.308	0	3	.000	2	4	.500	3	4	7	1.2	6	0	1	1	0	0	10	1.7
TOTAL	6	0	26	4.3	4	13	.308	0	3	.000	2	4	.500	3	4	7	1.2	6	0	1	1	0	0	10	1.7

**CAREER STATISTICS (CONFERENCE GAMES)**

Year	GP	GS	Min	Avg	FG	FGA	Pct	3FG	FGA	Pct	FT	FTA	Pct	Off	Def	TR	Avg	PF	FO	A	TO	Blk	Stl	Pts	Avg	
2018-19																										
TOTAL																										



**#44 • CONNOR HARDING**  
6-6 • 185 • FR • GUARD



POCATELLO, IDAHO  
HIGHLAND HS

**2018-19 SEASON — PPG: 8.3 RPG: 4.8 APG: 1.5 BPG: 0.5 SPG: 0.7 FG%: .447 3FG%: .250 FT%: .611**

**Before BYU**

- Played for Chris Frost at Highland High School
- As a senior in 2015-16 averaged 18.5 points, 6.3 rebounds and 2.3 assists
- Led Highland to a 19-6 record and the 5A state title
- Named the USA Today Idaho Player of the Year, Idaho Gatorade Player of the Year and 5A Idaho Statesman Player of the Year
- As a junior in 2014-15 averaged 16.6 points, 8.5 rebounds and 3.7 assists
- Named to the American Family Insurance ALL-USA Idaho Boys Basketball First Team
- A second-team all-state performer as a sophomore
- Named a four star recruit by ESPN and a three star recruit by Scout and Rivals
- Ranked No. 27 nationally among shooting guards by ESPN
- Named the top recruit in Idaho by ESPN
- Also recruited by Arizona State, California, Davidson, Harvard, Idaho State, Oregon State, Stanford, Utah and Utah State
- Played for the Utah Prospects AAU team coached by Tim Davis

**Personal**

- Parents are Robert and Robyn and stepmother is Alison
- Has six siblings
- Served a mission for The Church of Jesus Christ of Latter-day Saints in Atlanta

**2018-19 SEASON HIGHS**

PTS	11 vs. Northwestern State – 11/13/18
1st H	10 vs. Oral Roberts – 11/15/18
2nd H	8 vs. Northwestern State – 11/13/18
REB	7 (2x) last vs. Rice – 11/21/18
AST	2 (3x) last vs. Rice – 11/21/18
BLK	2 at Nevada – 11/06/18
STL	2 vs. Oral Roberts – 11/15/18
FGM	4 (2x) last vs. Oral Roberts – 11/15/18
FGA	8 (2x) last vs. Rice – 11/21/18
3PM	1 (5x) last vs. Rice – 11/21/18
3PA	6 vs. Rice – 11/21/18
FTM	3 at Nevada – 11/06/18
FTA	5 at Nevada – 11/06/18
MIN	22 vs. Oral Roberts – 11/15/18

**MISCELLANEOUS**

	18-19	Career
Double-Figure Points	2 (2-0)	2 (2-0)
20-plus Points	–	–
Double-Figure Reb	–	–
Double-Doubles	–	–
3-plus Steals	–	–
3-plus Blocks	–	–
3-plus 3-point FG	–	–
Scoring Leader	–	–
Rebound Leader	1 (1-0)	1 (1-0)
Assist Leader	–	–

**2018-19 GAME-BY-GAME**

Opponent	Date	GS	Min	FG	FGA	Pct	3FG	FGA	Pct	FT	FTA	Pct	Off	Def	TR	Avg	PF	FO	A	TO	Blk	Stl	Pts	Avg	
at Nevada	11/06/18		19	1	5	.200	0	4	.000	3	5	.600	0	3	3	3.0	1	0	1	0	2	0	5	5.0	
Utah Valley	11/09/18		15	2	3	.667	1	1	1.000	1	2	.500	0	2	2	2.5	2	0	2	0	0	1	6	5.5	
Northwestern State	11/13/18		19	4	7	.571	1	2	.500	2	3	.667	0	4	4	3.0	2	0	1	3	0	1	11	7.3	
Oral Roberts	11/15/18		22	4	8	.500	1	3	.333	1	2	.500	2	5	7	4.0	1	0	1	0	0	2	10	8.0	
Alabama A&M	11/17/18		18	3	7	.429	1	4	.250	2	3	.667	0	6	6	4.4	1	0	2	0	0	0	9	8.2	
Rice	11/21/18		16	3	8	.375	1	6	.167	2	3	.667	1	6	7	4.8	1	0	2	0	1	0	9	8.3	
Houston	11/24/18																								
at Illinois State	11/28/18																								
at Weber State	12/01/18																								
Utah State	12/05/18																								
vs. Utah	12/08/18																								
Portland State	12/12/18																								
vs. UNLV	12/15/18																								
at San Diego State	12/22/18																								
at Mississippi State	12/29/18																								
at Pacific	01/03/19																								
at Saint Mary's	01/05/19																								
Portland	01/10/19																								
Santa Clara	01/12/19																								
at Pepperdine	01/17/19																								
at San Francisco	01/19/19																								
Saint Mary's	01/24/19																								
Gonzaga	01/31/19																								
Loyola Marymount	02/02/19																								
at Portland	02/07/19																								
Pacific	02/09/19																								
at San Diego	02/14/19																								
at Loyola Marymount	02/16/19																								
San Francisco	02/21/19																								
at Gonzaga	02/23/19																								
San Diego	03/02/19																								
Totals			0	109	17	38	.447	5	20	.250	11	18	.611	3	26	29	4.8	8	0	9	3	3	4	50	8.3

**CAREER STATISTICS (ALL GAMES)**

Year	GP	GS	Min	Avg	FG	FGA	Pct	3FG	FGA	Pct	FT	FTA	Pct	Off	Def	TR	Avg	PF	FO	A	TO	Blk	Stl	Pts	Avg
2018-19	6	0	109	18.2	17	38	.447	5	20	.250	11	18	.611	3	26	29	4.8	8	0	9	3	3	4	50	8.3
TOTAL	6	0	109	18.2	17	38	.447	5	20	.250	11	18	.611	3	26	29	4.8	8	0	9	3	3	4	50	8.3

**CAREER STATISTICS (CONFERENCE GAMES)**

Year	GP	GS	Min	Avg	FG	FGA	Pct	3FG	FGA	Pct	FT	FTA	Pct	Off	Def	TR	Avg	PF	FO	A	TO	Blk	Stl	Pts	Avg		
2018-19																											
TOTAL																											



Official Basketball Box Score -- Game Totals -- Final Statistics
BYU vs Nevada
11/06/18 8:06 p.m. at Reno, Nevada (Lawlor Events Center)

BYU 70 • 0-1

Table with columns: # Player, FG-FGA, 3-Ptr, FT-FTA, Rebounds, PF, TP, A TO Blk Stl, Min. Includes player stats for Chिल्ds, Yoeli, Nixon, Dalton, etc.

FG % 1st Half: 11-35 31.4% 2nd half: 15-34 44.1% Game: 26-69 37.7%
3FG % 1st Half: 3-16 18.8% 2nd half: 3-15 20.0% Game: 6-31 19.4%
FT % 1st Half: 9-13 69.2% 2nd half: 3-6 50.0% Game: 12-19 63.2%

Nevada 86 • 1-0

Table with columns: # Player, FG-FGA, 3-Ptr, FT-FTA, Rebounds, PF, TP, A TO Blk Stl, Min. Includes player stats for Thurman, Tre'Shawn, Porter, Trey, etc.

FG % 1st Half: 10-37 27.0% 2nd half: 15-29 51.7% Game: 25-66 37.9%
3FG % 1st Half: 1-12 8.3% 2nd half: 7-16 43.8% Game: 8-28 28.6%
FT % 1st Half: 13-21 61.9% 2nd half: 15-18 83.3% Game: 28-39 71.8%

Officials: David Hall, Mike Reed, Larry Spaulding
Technical fouls: BYU-None. Nevada-None.
Attendance: 11094

Score by periods table with columns: 1st, 2nd, Total. Rows for BYU and Nevada.

Official Basketball Box Score -- Game Totals -- Final Statistics
Utah Valley vs BYU
11/09/18 8:00 pm at Provo, Utah, Marriott Center

Utah Valley 65 • 1-1

Table with columns: # Player, FG-FGA, 3-Ptr, FT-FTA, Rebounds, PF, TP, A TO Blk Stl, Min. Includes player stats for Baylee Steele, Isaiah White, etc.

FG % 1st Half: 9-40 22.5% 2nd half: 16-35 45.7% Game: 25-75 33.3%
3FG % 1st Half: 2-13 15.4% 2nd half: 4-10 40.0% Game: 6-23 26.1%
FT % 1st Half: 6-9 66.7% 2nd half: 3-6 50.0% Game: 9-15 60.0%

BYU 75 • 1-1

Table with columns: # Player, FG-FGA, 3-Ptr, FT-FTA, Rebounds, PF, TP, A TO Blk Stl, Min. Includes player stats for Childs, Yoeli, Worthington, Luke, etc.

FG % 1st Half: 9-29 31.0% 2nd half: 17-31 54.8% Game: 26-60 43.3%
3FG % 1st Half: 1-10 10.0% 2nd half: 5-12 41.7% Game: 6-22 27.3%
FT % 1st Half: 6-10 60.0% 2nd half: 11-15 73.3% Game: 17-25 68.0%

Officials:
Technical fouls: Utah Valley-None. BYU-None.
Attendance: 14628
2018-19 Men's Basketball. Round: 0. BYU vs Utah Valley. Played at .

Score by periods table with columns: 1st, 2nd, Total. Rows for Utah Valley and BYU.

Last FG - UVU 2nd-00:00, BYU 2nd-02:26.
Largest lead - UVU by 7 1st-14:36, BYU by 12 2nd-00:22.
UVU led for 15:39. BYU led for 19:33. Game was tied for 04:48.

Official Basketball Box Score -- Game Totals -- Final Statistics
Northwestern St. vs BYU
11/13/18 7:00 pm at

Northwestern St. 57 • 1-2

Table with columns: # Player, FG-FGA, 3-Ptr, FT-FTA, Rebounds, PF, TP, A TO Blk Stl, Min. Includes player stats for Ishmael Lane, Darian Dixon, etc.

FG % 1st Half: 10-31 32.3% 2nd half: 10-33 30.3% Game: 20-64 31.3%
3FG % 1st Half: 3-8 37.5% 2nd half: 3-11 27.3% Game: 6-19 31.6%
FT % 1st Half: 2-3 66.7% 2nd half: 9-12 75.0% Game: 11-15 73.3%

BYU 82 • 2-1

Table with columns: # Player, FG-FGA, 3-Ptr, FT-FTA, Rebounds, PF, TP, A TO Blk Stl, Min. Includes player stats for Childs, Yoeli, Nixon, Dalton, etc.

FG % 1st Half: 15-30 50.0% 2nd half: 13-28 46.4% Game: 28-58 48.3%
3FG % 1st Half: 4-13 30.8% 2nd half: 3-9 33.3% Game: 7-22 31.8%
FT % 1st Half: 8-8 100.0% 2nd half: 11-17 64.7% Game: 19-25 76.0%

Officials:
Technical fouls: Northwestern St.-None. BYU-None.
Attendance: 10886
2018-19 Men's Basketball. Round: 0. BYU vs Northwestern St.. Played at .

Score by periods table with columns: 1st, 2nd, Total. Rows for Northwestern St. and BYU.

Last FG - NSU 2nd-02:17, BYU 2nd-00:23.
Largest lead - NSU by 2 1st-19:39, BYU by 28 2nd-08:17.
NSU led for 00:20. BYU led for 36:23. Game was tied for 03:17.

Official Basketball Box Score -- Game Totals -- Final Statistics
Oral Roberts vs BYU
11/15/18 7:00 pm at

Oral Roberts 65 • 1-4

Table with columns: # Player, FG-FGA, 3-Ptr, FT-FTA, Rebounds, PF, TP, A TO Blk Stl, Min. Includes player stats for Kerwin Smith, Emmanuel Nzekwesi, etc.

FG % 1st Half: 11-28 39.3% 2nd half: 14-34 41.2% Game: 25-62 40.3%
3FG % 1st Half: 4-10 40.0% 2nd half: 2-13 15.4% Game: 6-23 26.1%
FT % 1st Half: 5-7 71.4% 2nd half: 4-11 36.4% Game: 9-18 50.0%

BYU 85 • 3-1

Table with columns: # Player, FG-FGA, 3-Ptr, FT-FTA, Rebounds, PF, TP, A TO Blk Stl, Min. Includes player stats for Childs, Yoeli, Nixon, Dalton, etc.

FG % 1st Half: 13-32 40.6% 2nd half: 16-39 41.0% Game: 29-71 40.8%
3FG % 1st Half: 5-15 33.3% 2nd half: 1-9 11.1% Game: 6-24 25.0%
FT % 1st Half: 12-13 92.3% 2nd half: 9-13 69.2% Game: 21-26 80.8%

Officials:
Technical fouls: Oral Roberts-None. BYU-None.
Attendance: 10179
2018-19 Men's Basketball. Round: 0. BYU vs Oral Roberts. Played at .

Score by periods table with columns: 1st, 2nd, Total. Rows for Oral Roberts and BYU.

Last FG - ORU 2nd-00:38, BYU 2nd-00:53.
Largest lead - ORU by 2 1st-19:14, BYU by 26 2nd-11:15.
ORU led for 03:51. BYU led for 32:01. Game was tied for 04:08.



Official Basketball Box Score -- Game Totals -- Final Statistics
Alabama A&M vs BYU
11/17/18 12:00 am at

Alabama A&M 60 • 0-4

Table with columns: Player, FG-FGA, 3-PT, FT-FTA, Rebounds (Off, Def, Tot), PF, TP, A, TO, Blk, Stl, Min. Includes team totals and game percentages.

FG % 1st Half: 9-35 25.7% 2nd half: 14-31 45.2% Game: 23-66 34.8%
3FG % 1st Half: 2-8 25.0% 2nd half: 5-9 55.6% Game: 7-17 41.2%
FT % 1st Half: 4-4 100.0% 2nd half: 3-8 37.5% Game: 7-12 58.3%

BYU 91 • 4-1

Table with columns: Player, FG-FGA, 3-PT, FT-FTA, Rebounds (Off, Def, Tot), PF, TP, A, TO, Blk, Stl, Min. Includes team totals and game percentages.

FG % 1st Half: 16-32 50.0% 2nd half: 17-34 50.0% Game: 33-66 50.0%
3FG % 1st Half: 4-9 44.4% 2nd half: 4-13 30.8% Game: 8-22 36.4%
FT % 1st Half: 10-13 76.9% 2nd half: 7-10 70.0% Game: 17-23 73.9%

Officials: Rick Randall,Eric Curry,Verne Harris
Technical fouls: Alabama A&M-None. BYU-None.
Attendance: 12206
2018-19 Men's Basketball. Round: 0. Alabama A&M vs BYU. Played at .

Score by periods table and In/Off 2nd Fast Bench table for Alabama A&M and BYU.

Last FG - AAM 2nd-02:27, BYU 2nd-06:45.
Largest lead - AAM None, BYU by 40 2nd-06:45.
AAM led for 00:00. BYU led for 38:47. Game was tied for 00:53.

Official Basketball Box Score -- Game Totals -- Final Statistics
Rice vs BYU
11/21/18 7:00 pm at

Rice 78 • 3-3

Table with columns: Player, FG-FGA, 3-PT, FT-FTA, Rebounds (Off, Def, Tot), PF, TP, A, TO, Blk, Stl, Min. Includes team totals and game percentages.

FG % 1st Half: 17-31 54.8% 2nd half: 12-33 36.4% Game: 29-64 45.3%
3FG % 1st Half: 5-12 41.7% 2nd half: 3-10 30.0% Game: 8-22 36.4%
FT % 1st Half: 4-6 66.7% 2nd half: 8-12 66.7% Game: 12-18 66.7%

BYU 105 • 5-1

Table with columns: Player, FG-FGA, 3-PT, FT-FTA, Rebounds (Off, Def, Tot), PF, TP, A, TO, Blk, Stl, Min. Includes team totals and game percentages.

FG % 1st Half: 21-36 58.3% 2nd half: 18-34 52.9% Game: 39-70 55.7%
3FG % 1st Half: 7-16 43.8% 2nd half: 3-12 25.0% Game: 10-28 35.7%
FT % 1st Half: 5-6 83.3% 2nd half: 12-14 85.7% Game: 17-20 85.0%

Officials: Glen Mayberry,Kelly Pfeifer,Larry Spaulding
Technical fouls: Rice-None. BYU-None.
Attendance: 11631
2018-19 Men's Basketball. Round: 0. BYU vs Rice. Played at .

Score by periods table and In/Off 2nd Fast Bench table for Rice and BYU.

Last FG - RU 2nd-00:31, BYU 2nd-01:18.
Largest lead - RU by 3 1st-11:45, BYU by 31 2nd-02:17.
RU led for 02:01. BYU led for 36:00. Game was tied for 01:59.

**THE STAT CREW SYSTEM**  
**BYU Combined Team Statistics (as of Nov 21, 2018)**  
**All games**

<b>RECORD:</b>	<b>OVERALL</b>	<b>HOME</b>	<b>AWAY</b>	<b>NEUTRAL</b>
ALL GAMES	5-1	5-0	0-1	0-0
CONFERENCE	0-0	0-0	0-0	0-0
NON-CONFERENCE	5-1	5-0	0-1	0-0

#	Player	gp-gs	min	avg	Total		3-Point		F-Throw		Rebounds				pf	dq	a	to	blk	stl	pts	avg
					fg-fga	fg%	3fg-fga	3fg%	ft-fa	ft%	off	def	tot	avg								
23	CHILDS, Yoeli	6-6	184	30.7	50-94	.532	3-13	.231	21-26	.808	15	60	75	12.5	15	1	21	9	7	4	124	20.7
30	HAWS, TJ	6-6	188	31.3	31-58	.534	10-27	.370	13-16	.813	2	27	29	4.8	10	0	33	12	2	8	85	14.2
00	HARDNETT, Jahshire	6-6	160	26.7	25-52	.481	6-18	.333	20-23	.870	2	16	18	3.0	9	0	18	8	0	6	76	12.7
02	SELJAAS, Zac	6-6	142	23.7	16-42	.381	13-32	.406	5-7	.714	2	17	19	3.2	9	0	7	6	5	3	50	8.3
44	HARDING, Connor	6-0	109	18.2	17-38	.447	5-20	.250	11-18	.611	3	26	29	4.8	8	0	9	3	3	4	50	8.3
33	NIXON, Dalton	6-5	112	18.7	15-37	.405	1-10	.100	9-11	.818	12	13	25	4.2	17	1	7	4	2	3	40	6.7
01	BERGERSEN, Rylan	6-0	62	10.3	8-19	.421	3-12	.250	10-16	.625	0	10	10	1.7	3	0	3	2	1	2	29	4.8
25	BAXTER, Gavin	5-0	68	13.6	6-12	.500	0-1	.000	4-6	.667	6	10	16	3.2	11	0	2	0	6	0	16	3.2
24	CANNON, McKay	6-0	76	12.7	6-16	.375	2-11	.182	2-3	.667	0	6	6	1.0	11	0	7	4	0	1	16	2.7
41	WORTHINGTON, Luke	6-1	49	8.2	2-8	.250	0-0	.000	6-8	.750	2	11	13	2.2	13	0	2	0	1	2	10	1.7
40	LEE, Kolby	6-0	26	4.3	4-13	.308	0-3	.000	2-4	.500	3	4	7	1.2	6	0	1	1	0	0	10	1.7
21	TROY, Evan	4-0	13	3.3	1-3	.333	0-0	.000	0-0	.000	0	4	4	1.0	0	0	0	2	0	0	2	0.5
13	MAUGHAN, Taylor	4-0	10	2.5	0-2	.000	0-2	.000	0-0	.000	0	1	1	0.3	1	0	0	0	0	0	0	0.0
Team											7	10	17				2					
Total.....		6	1199		181-394	.459	43-149	.289	103-138	.746	54	215	269	44.8	113	2	110	53	27	33	508	84.7
Opponents.....		6	1200		147-397	.370	41-132	.311	76-117	.650	58	177	235	39.2	130	4	81	69	16	23	411	68.5

<b>TEAM STATISTICS</b>	<b>BYU</b>	<b>OPP</b>	<b>Date</b>	<b>Opponent</b>	<b>Score</b>	<b>Att.</b>
SCORING	508	411	11/06/18	at Nevada	L 70-86	11094
Points per game	84.7	68.5	11/09/18	UTAH VALLEY	w 75-65	14628
Scoring margin	+16.2	-	11/13/18	NORTHWESTERN ST.	w 82-57	10886
FIELD GOALS-ATT	181-394	147-397	11/15/18	ORAL ROBERTS	w 85-65	10179
Field goal pct	.459	.370	11/17/18	ALABAMA A&M	w 91-60	12206
3 POINT FG-ATT	43-149	41-132	11/21/18	RICE	w 105-78	11631
3-point FG pct	.289	.311	* = Conference game			
3-pt FG made per game	7.2	6.8				
FREE THROWS-ATT	103-138	76-117				
Free throw pct	.746	.650				
F-Throws made per game	17.2	12.7				
REBOUNDS	269	235				
Rebounds per game	44.8	39.2				
Rebounding margin	+5.7	-				
ASSISTS	110	81				
Assists per game	18.3	13.5				
TURNOVERS	53	69				
Turnovers per game	8.8	11.5				
Turnover margin	+2.7	-				
Assist/turnover ratio	2.1	1.2				
STEALS	33	23				
Steals per game	5.5	3.8				
BLOCKS	27	16				
Blocks per game	4.5	2.7				
ATTENDANCE	59530	11094				
Home games-Avg/Game	5-11906	1-11094				
Neutral site-Avg/Game	-	0-0				

<b>Score by Periods</b>	<b>1st</b>	<b>2nd</b>	<b>Totals</b>
BYU	244	264	508
Opponents	183	228	411




**#0 JAHSHIRE HARDNETT**  
6-0 | 185 | Junior | Guard  
Gulfport, Mississippi | Chipola College



**#1 RYLAN BERGERSEN**  
6-6 | 200 | Sophomore | Guard  
Boise, Idaho | Link Year



**#2 ZAC SELJAAS**  
6-7 | 215 | Junior | Guard  
Bountiful, Utah | Bountiful HS



**#4 NICK EMERY**  
6-2 | 185 | Junior | Guard  
Alpine, Utah | Lone Peak HS



**#10 JESSE WADE**  
6-1 | 175 | Sophomore | Guard  
Kaysville, Utah | Gonzaga



**#13 TAYLOR MAUGHAN**  
6-4 | 200 | Junior | Guard  
Fullerton, California | BYU-Hawaii



**#21 EVAN TROY**  
6-5 | 180 | Junior | Guard  
Longview, Washington | Mark Morris HS



**#23 YOELI CHILDS**  
6-8 | 225 | Junior | Forward  
South Jordan, Utah | Bingham HS



**#24 MCKAY CANNON**  
6-0 | 185 | Senior | Guard  
Shelley, Idaho | Weber State



**#25 GAVIN BAXTER**  
6-9 | 210 | Freshman | Forward  
Provo, Utah | Timpview HS



**#30 TJ HAWS**  
6-4 | 170 | Junior | Guard  
Alpine, Utah | Lone Peak HS



**#33 DALTON NIXON**  
6-7 | 215 | Junior | Forward  
Orem, Utah | Orem HS




**#40 KOLBY LEE**  
6-9 | 240 | Freshman | Forward  
Meridian, Idaho | Rocky Mountain HS



**#41 LUKE WORTHINGTON**  
6-10 | 235 | Senior | Forward  
Mequon, Wisconsin | Homestead HS



**#44 CONNOR HARDING**  
6-6 | 185 | Freshman | Guard  
Pocatello, Idaho | Highland HS



**DAVE ROSE**  
Head Coach (13th season)