

BULLDOG FOOTBALL




2020

GAME 3

Friday, October 2 | 8 p.m. (CT) | Provo, Utah
LaVell Edwards Stadium (63,470) | Natural Grass

TUNE IN

TV: ESPN2

Dave Flemming (PxP) 
Andre Ware (Analyst)
Stormy Buonantony (Sideline)

RADIO: LA Tech Sports Network

Dave Nitz (PxP)
Teddy Allen (Analyst)

SOCIAL MEDIA

Twitter: @LATechFB
Instagram: @LATechFB
Facebook: LATechFootball
Youtube: Louisiana Tech Athletics
Live Stats: StatBroadcast

SERIES HISTORY

Overall	First Meeting
Provo	N/A
Ruston	N/A
Neutral	N/A
First Meeting	N/A
Last Meeting	N/A
Streak	N/A

LA TECH QUICK FACTS

Location	Ruston, La.
Founded	1894
Nickname	Bulldogs
Colors	Blue and Red
Enrollment	11,957 (As of Fall 2019)
Conference	Conference USA (West Division)
Stadium (Capacity)	Joe Aillet Stadium (28,562)
Stadium Record	166-68-2
Surface	FieldTurf Revolution
President	Dr. Les Guice (Louisiana Tech, 1976)
Interim Athletics Director:	Tommy McClelland (Northwestern State, 2004)
Athletic Office	318-257-4827
Football Office	318-257-4547
Ticket Office	318-257-3631



LA Tech Bulldogs

2-0, 1-0 C-USA
H: 1-0, A: 1-0, N: 0-0

Head Coach: Skip Holtz
Career: 146-107 (21)
LA Tech: 58-36 (8)

TEAM COMPARISON

48.50	Points/Game	51.5
34.00	Points Allowed/Game	5.0
172.5	Rush Yards/Game	246.5
112.0	Rush Yards Allowed/Game	69.0
289.00	Pass Yards/Game	375.5
335.00	Pass Yards Allowed/Game	96.0
461.5	Total Offense/Game	622.0
31:34	Time of Possession	16:50
14-27	3rd Down Conversions	11-23
4-5	4th Down Conversions	3-6
9-10	Red Zone: Attempts-Scores	12-14
8-10	Red Zone: Touchdowns	9-14



No. 22 BYU Cougars

2-0 Overall

H: 1-0, A: 1-0, N: 0-0

Head Coach: Kalani Sitake
Career: 29-25 (5)
BYU: Same

SATURDAY KICKOFF

- » Louisiana Tech will take on No. 22 BYU for the first time in program history on Friday.
- » BYU marks the second half of back-to-back first time foes LA Tech will face this season. The Bulldogs previously defeated Houston Baptist, 66-38, on Saturday, Sept. 26, in the first-ever meeting between the programs. This will be the first time since 2012 the Bulldogs will face back-to-back opponents for the first time (UTSA and Texas State).
- » Saturday's contest will be the 51st time LA Tech has faced a Top 25 opponent. The Bulldogs have won four contests against Top 25 foes. Louisiana Tech's last win over a Top 25 opponent was a 48-45 victory over No. 25 Navy in the Armed Forces Bowl on Dec. 23, 2016.
- » Louisiana Tech is 3-2 all-time in games played in Utah, with all five contests being against Utah State. The last time LA Tech played in the Beehive State was on Oct. 22, 2011, when the Bulldogs defeated the Aggies, 24-17, in Logan.
- » Friday's game is the 10th midweek game for LA Tech under head coach **Skip Holtz**. The Bulldogs are 5-4 in midweek games under Holtz, while seven of the 10 midweek games have been on the road.
- » Graduate student quarterback **Luke Anthony** was named the Conference USA Offensive Player of the Week, LSUA Co-Offensive Player of the Week and earned a spot on the Davey O'Brien National Quarterback Award's Great 8: Week Four List after leading the Bulldogs in their 66-38 win over Houston Baptist (Sept. 26). Anthony was also named an honorable mention for The Earl Campbell Tyler Rose Award National Player of the Week for the second straight week. Anthony accounted for six touchdowns against HBU after posting five touchdown passes and one rushing touchdown against the Huskies. In his first career start for the Bulldogs against HBU, Anthony finished the game 17-of-30 for 314 yards and five touchdowns. He has passed for eight touchdowns in the first two games of the season which is the most by a Louisiana Tech QB in the opening two games of a season in program history. His eight passing touchdowns this season currently rank second in the nation.
- » Freshman linebacker **Tyler Grubbs** has led the Bulldogs in tackles in back-to-back games, totaling 28 tackles through the first two games of the season. Grubbs currently ranks fourth in the nation in total tackles with 14.0 per game.
- » Redshirt freshman kicker/punter **Jacob Barnes** has not missed a field goal (2-of-2) or extra point attempt (13-of-13) this season.
- » **Barnes** made a career-long 51-yard field goal on his lone field goal attempt against HBU (Sept. 26). It was the longest made field goal by a Bulldog since his older brother, **Jonathan Barnes**, made a 53-yarder on Nov. 25, 2017. Jacob Barnes became the 11th Bulldog in program history to make a 50+ yard field goal.
- » Junior defensive lineman **Milton Williams** has recorded 2.0 sacks this season. Through his last eight games, he has 6.5 sacks and 9.5 tackles for loss.

WE ARE ... "LOUISIANA TECH"

We are excited you are covering Louisiana Tech Football this year. We ask that you please refer to us by our correct name and abbreviation. Thanks and Go Bulldogs!

CORRECT

Louisiana Tech
LA Tech (pronounced: Lah Tech)
Bulldogs or 'Dogs

INCORRECT

LT or LTU
LaTech or La. Tech
Dawgs

2020 SCHEDULE

											
BAYLOR Sept. 12 Waco, Texas CANCELED	SOUTHERN MISS* Sept. 19 Hattiesburg, Miss. ESPN2 W, 31-30	HOUSTON BAPTIST Sept. 26 Ruston, La. ESPN3 W, 66-38	No. 22 BYU Oct. 2 Provo, Utah 8 p.m. (CT) ESPN2	UTEP* Oct. 10 Ruston, La. 6:30 p.m. (CT) ESPN2	MARSHALL* Oct. 17 Ruston, La. 5 p.m. (CT) CBS Sports Network	UTSA* Oct. 24 San Antonio, Texas 2:30 p.m. (CT) ESPN+/3	UAB* Oct. 31 Ruston, La. 2:30 p.m. (CT) Stadium	NORTH TEXAS* Nov. 7 Denton, Texas 5 p.m. (CT) CBS Sports Network	RICE* Nov. 14 Ruston, La. 2:30 p.m. (CT) ESPN+/3	ULM Nov. 21 Shreveport, La. 3 p.m. (CT) Stadium	FIU* Nov. 28 Miami, Fla. 11 a.m. (CT) ESPN+/3

MEDIA INFORMATION

ATHLETIC COMMUNICATIONS

Ashley Springer (Primary)
Assistant Director / Communications
 Phone: (318) 265-1472
 Email: aspring@latech.edu

Malcolm Butler (Secondary)
Associate A.D. / Communications
 Phone: (318) 257-3145
 Email: mbutler@latech.edu

Kane McGuire (Secondary)
Assistant A.D. / Communications
 Email: kmcguire@latech.edu

Tyler Hotz (Secondary)
Assistant Director / Communications
 Email: thotz@latech.edu

TEAM INFORMATION

First Year of Football	1901
Record (Years)	630-465-38 (118)
Conference USA Record (Years)	38-19 (8)
Conference Championships (Last)	25 (WAC, 2011)
All-Time Bowl Record	8-3-1 (.667)
2019 Record	10-3
2019 Conference USA Record/Finish	6-2 / T-1 (West)
Lettermen Returning	35
Lettermen Lost	27
Starters Returning	12
Starters Lost	15
Offensive Starters Returning (6): OL Willie Allen; OL Kody Russey; RB Justin Henderson; WR Isaiah Graham; WR Adrian Hardy; WR Griffin Hebert	
Defensive Starters Returning (2): DL Milton Williams; DL Willie Baker	
Special Teams Starters Returning (4): DS Reeves Blankenship; K/P Brady Farlow; WR Smoke Harris; WR Wayne Toussant	

COACHING STAFF

Head Coach	Skip Holtz Alma Mater, Year: Notre Dame, 1986 Overall Record: 146-107 (.577)/21 Years School Record: 58-36 (.617)/8 Years
Offensive Coordinator/QBs	Joe Sloan (East Carolina, 2008)
Defensive Coordinator	David Blackwell (East Carolina, 1997)
Special Teams Coordinator/Outside LBs	Dennis Smith (Miami, 2005)
Defensive Backs	Jeff Burriss (Notre Dame, 1993)
Linebackers	Brian Gamble (Texas A&M, 2002)
Running Backs	Brock Hays (Grambling State, 2009)
Offensive Line	Robert McFarland (McNeese State, 1985)
Defensive Line	Anthony Camp (McNeese State, 2007)
Outside Receivers	John Allen (James Madison, 1994)
Inside Receivers	Trey Holtz (Texas, 2016)
Head Strength & Conditioning Coach	Kurt Hester (Tulane, 1995)
Asst. AD/Student Development, Diversity and Inclusion	Ed Jackson (Louisiana Tech, 1983)
Graduate Assistant	Mac Goode
Graduate Assistant	Ross Honor
Graduate Assistant	Paul Turner
Graduate Assistant	Teddy Veal

MEDIA SCHEDULE - BYU WEEK

28 MON	29 TUES	30 WED	1 THURS	2 FRI	3 SAT	4 SUN
Inside Bulldog Football with Skip Holtz The Dawg House Sports Grill 6 p.m.	LA Tech Zoom Press Conference Holtz/Players Noon Interviews available upon request	No Availability	No Availability	LA Tech Game Day POSTGAME Coach Holtz will be available following the game over Zoom	No Availability	No Availability

TUESDAY MEDIA PRESSERS

Head coach Skip Holtz and select student-athletes will meet with the media every Tuesday prior to a game. The press conference begins at noon with Coach Holtz and selected players over Zoom. Video and audio of each presser will be uploaded to Box and YouTube.

PRACTICE COVERAGE

Practices this week will be closed to the media. Interviews are available upon request. All interview requests must be directed to the Louisiana Tech Athletic Communications Office at least 24 hours in advance. Please send all requests via email to aspring@latech.edu.

COLLEGEPRESSBOX.COM

CollegePressBox.com is the official media website for Conference USA and Louisiana Tech Football. Access and download weekly game notes, quotes, statistics, media guides, headshots, logos and more for Louisiana Tech, Conference USA and each of its member schools. Login information will be distributed to accredited media or you can apply for a password by sending an email to password@collegepressbox.com.

DAILY MEDIA AVAILABILITY

Above is a general weekly schedule of media availability for the Louisiana Tech football team. Members of the media are expected to adhere to these policies at all times. All interview requests should be made to Louisiana Tech Assistant Director of Athletic Communications Ashley Springer at least 24 hours in advance. All media availability times are subject to change. Please contact Ashley Springer for any changes in the schedule. (Note: First year players are not available to the media unless by special request.)

For games in Ruston, all Louisiana Tech postgame press conferences will be held over Zoom after each game following a 10-minute cooling off period. No interviews will be allowed on the field with players and/or coaches immediately following games. Coach Holtz and select Louisiana Tech players will be available over Zoom following games.

COACH/PLAYER AVAILABILITY

All members of the Louisiana Tech coaching staff are available during the designated days and times throughout the year. All returning players are available during the designated days and times, but newcomers are not available to the media unless under special request that access is granted.

SOCIAL MEDIA

Louisiana Tech fans can access the most in-depth information regarding all the University's programs through social media opportunities available online.

Twitter – Members of the Louisiana Tech Athletic Communications department will be tweeting throughout the year with the latest news and in-game score updates. To follow them, simply find them on www.twitter.com.

@LATechFB – Direct reports from football practices and games

@LATechSports – General athletic department information

2020 MEDIA GUIDE



MEDIA INFORMATION - COVID-19 PROCEDURES

LOUISIANA TECH COVID-19 HOME FOOTBALL GAME MEDIA/PRESS BOX PROTOCOLS

Louisiana Tech Athletic Communications will institute a very strict media/press box protocol for the 2020 football in order to best protect its student-athletes, coaches, support staff and administration, as well as the fan base and the media covering the Bulldogs.

Louisiana Tech will reduce its press box seating this year to adhere to social distancing guidelines, thus, credential requests will be approved on a priority basis to those outlets who cover the Bulldogs regularly. Media outlets will also be limited to the number of credentials that are approved.

Louisiana Tech in conjunction Conference USA will use the following mandated guidelines for credentialing media members. Please note: these aren't suggested practices. These are policies.

- Photographers will be limited to team (home and visitor) and selected media outlets. LA Tech will provide images for media outlets in need of game photos.
- Per C-USA mandate, on-field photographers and videographers will be limited to a maximum of **one (1)** credential per media outlet.
- Per C-USA mandate, photographers and videographers will not be permitted to move behind the benches and will be **required to stay in the north end zone of Joe Aillet Stadium at all times.**
- Per C-USA mandate, all media (on-field and in press box) are **required to wear masks at all times.**
- Per C-USA mandate, field access will be restricted to working media with a purpose on the field (TV, photographers). All other media will be required to sit in press box.
- Photographers and videographers must check in on game day and will be mandated to wear a photographers vest in order to help security identify them as working media.



NUMERICAL ROSTER

No.	Name	Pos.	Ht.	Wt.	Yr.	Exp.	Hometown (Previous School)
0	Cee Jay Powell	WR	5-7	173	R-Sr.	3L	Maringouin, La. (Livonia HS)
1	Khalil Ladler	DB	5-11	190	Gr.	TR	Stone Mountain, Ga. (Virginia Tech)
2	Zach Hannibal	DB	6-0	188	R-Sr.	3L	Monroe, La. (Ouachita HS)
2	JD Head	QB	6-2	170	Fr.	HS	Pearland, Texas (Pearland HS)
3	Aaron Allen	QB	6-1	203	R-So.	1L	Missouri City, Texas (Ridge Point HS)
3	Trey Baldwin	LB	6-2	233	R-Sr.	1L	Orange, Texas (Trinity Valley CC)
4	Bee Jay Williamson	DB	6-1	185	R-So.	1L	Dallas, Texas (John Horn HS)
5	Smoke Harris	WR	5-6	184	R-So.	1L	St. Francisville, La. (West Feliciana HS)
6	DJ Brown	DB	5-10	183	R-Jr.	GR	College Park, Ga. (Penn State)
6	Adrian Hardy	WR	6-2	205	R-Sr.	3L	Houston, Texas (Dekaney HS)
7	Jaiden Cole	DB	6-0	202	R-Jr.	2L	Monroe, La. (Neville HS)
8	Jawaun Johnson	WR	5-11	192	R-Jr.	RS	Fullerton, Calif. (Fullerton College)
9	Luke Anthony	QB	6-1	210	Gr.	TR	Dallas, Texas (Abilene Christian)
10	Westin Elliott	QB	6-5	228	R-Sr.	2L	Shallowater, Texas (Blinn College)
10	Khiry Morrison	DB	6-0	207	R-Fr.	RS	St. Francisville, La. (West Feliciana HS)
11	George Scott	WR	6-1	226	R-Jr.	2L	Natchez, Miss. (Adams County Christian HS)
13	Isaiah Graham	WR	6-0	188	R-Sr.	1L	Bastrop, La. (TCU)
14	Praise Okorie	WR	5-10	177	Sr.	2L	Houston, Texas (Langham Creek HS)
15	Jerrold Means	WR	6-2	214	R-Fr.	TR	Lovejoy, Ga. (Tennessee)
16	CJ Johnson	DB	6-0	160	R-Fr.	RS	Greenwood, Miss. (Greenwood HS)
17	Brodrick Calhoun	DB	5-10	188	R-So.	1L	Dallas, Texas (John Horn HS)
17	Trent Wessel	QB	6-2	189	Gr.	TR	Tampa, Fla. (Florida Atlantic)
18	Jakson Thomson	QB	6-3	217	R-Fr.	RS	Dallas, Texas (Lake Highlands HS)
19	Taz Marshall	DB	6-1	195	Fr.	HS	Pearland, Texas (Pearland HS)
20	Kershawn Fisher	LB	6-2	222	Fr.	HS	Slidell, La. (Northshore HS)
21	Dallas Taylor-Cortez	DB	6-2	167	R-So.	TR	Woodland Hills, Calif. (Iowa Western CC)
22	Israel Tucker	RB	5-8	200	R-Sr.	3L	Metairie, La. (Archbishop Rummel HS)
23	Harlan Dixon	RB	6-0	188	Fr.	HS	Slidell, La. (Slidell HS)
24	Kollin Hurt	DB	6-3	195	R-Jr.	SQ	Gilmer, Texas (Gilmer HS)
25	Greg Garner	RB	6-0	205	Jr.	TR	Euless, Texas (Cisco College)
26	Marquallius Turner	DB	5-9	174	R-Jr.	1L	Shreveport, La. (Southwood HS)
27	Zach Parker	WR	6-0	184	R-So.	SQ	Tyler, Texas (Whitehouse HS)
28	Jamison Kelly	DB	6-1	192	Fr.	HS	Columbia, Miss. (Columbia HS)
29	Brady Farlow	K/P	5-11	183	R-Sr.	2L	Hattiesburg, Miss. (Jones County JC)
30	Cedric Woods	DB	5-10	170	Fr.	HS	Monroe, La. (Carroll HS)
31	Christian Archangel	DB	6-0	180	R-Fr.	RS	Lafayette, La. (Comeaux HS)
32	Kody Fulp	LB	6-2	227	R-Jr.	TR	China Spring, Texas (McNeese State)
33	Justin Henderson	RB	5-10	218	R-Sr.	2L	Lake Wales, Fla. (Coffeyville CC)
34	Garin Boniol	K/P	6-0	176	Fr.	HS	Starkville, Miss. (Starkville HS)
35	Jacob Barnes	K/P	5-9	170	R-Fr.	RS	Baton Rouge, La. (Woodlawn HS)
36	Jordan Myles	RB	5-7	190	R-Fr.	RS	Benton, La. (Benton HS)
37	Caleb Knighten	DB	6-1	170	R-Fr.	RS	Zachary, La. (Zachary HS)
37	Cam Wright	RB	5-9	190	Fr.	RS	West Monroe, La. (West Monroe HS)
38	Charvis Thornton	DB	5-10	178	R-Fr.	RS	Baton Rouge, La. (Southern Lab HS)
39	Thomas Williams	RB	5-11	185	Fr.	HS	Bossier City, La. (Airline HS)
39	Eric Barnes	DB	6-0	183	Fr.	HS	New Orleans, La. (Landry-Walker HS)
40	Keveion'ta Spears	DL	6-4	278	Fr.	HS	Baton Rouge, La. (McKinley HS)
41	Reeves Blankenship	DS	6-4	230	R-Jr.	2L	Springfield, La. (Springfield HS)
42	Joren Dickey	LB	6-3	199	Jr.	TR	Albuquerque, N.M. (Trinity Valley CC)
43	Tristan Allen	DL	6-4	265	R-Jr.	2L	Atlanta, Texas (Atlanta HS)
44	Maki Carabin	LB	6-1	228	R-Fr.	RS	San Antonio, Texas (Alamo Heights HS)
45	Jacob Adams	FB	6-0	228	R-Jr.	1L	West Monroe, La. (West Monroe HS)
45	Tyler Mansfield	DB	6-0	165	Fr.	HS	Grambling, La. (Ruston HS)
46	Ezekiel Barnett	LB	6-2	207	R-Sr.	3L	Benton, La. (Benton HS)
47	Eric Kendzior	DL	6-3	240	R-Sr.	2L	Deer Park, Texas (La Porte HS)

No.	Name	Pos.	Ht.	Wt.	Yr.	Exp.	Hometown (Previous School)
50	Chris Spence	DL	6-1	296	R-Sr.	SQ	Jonesboro, La. (Arkansas-Monticello)
51	Joseph Mason	LB	6-2	240	Fr.	HS	Shreveport, La. (Green Oaks HS)
52	Tyler Grubbs	LB	6-1	221	Fr.	HS	New Orleans, La. (Holy Cross HS)
53	Gabe Siemieniec	K	6-1	191	Gr.	TR	Caledon, Ontario, Canada (California)
54	Allen Walker	LB	6-2	226	R-Fr.	RS	Alpharetta, Ga. (Milton HS)
55	Levi Bell	LB	6-1	251	Jr.	TR	Cedar Park, Texas (Tyler JC)
56	Mykol Clark	DL	6-4	248	R-Fr.	RS	Fort Worth, Texas (Crowley HS)
58	Antawn Lewis	OL	6-5	332	R-Jr.	1L	West Palm Beach, Fla. (Coahoma CC)
59	Ray Kelly	OL	6-1	299	Fr.	HS	Ruston, La. (Ruston HS)
60	Brett Pope	OL	6-3	291	R-Fr.	RS	Leesville, La. (Leesville HS)
61	Michael Gause	OL	6-4	268	Jr.	TR	Byhalia, Miss. (Hinds CC)
62	Abraham Delfin	OL	6-1	303	R-Jr.	2L	Plaquemine, La. (Plaquemine HS)
63	Stevie Ballard	OL	6-5	310	R-Fr.	RS	Terry, Miss. (Central Hinds Academy)
64	Joshua Mote	OL	6-3	287	R-Jr.	1L	Oak Grove, La. (Oak Grove HS)
65	Kody Russey	OL	6-1	290	R-Sr.	3L	Burleson, Texas (Burleson HS)
66	Noah White	DS	6-3	198	R-So.	SQ	Ruston, La. (Ruston HS)
67	Walker Hankinson	OL	6-6	284	R-Fr.	RS	San Antonio, Texas (Alamo Heights HS)
68	Dakota White	OL	6-4	301	Fr.	HS	Katy, Texas (Katy HS)
69	Drake Carroll	OL	6-2	314	R-So.	SQ	Alexandria, La. (Holy Savior Menard HS)
72	Christian Henderson	OL	6-5	328	R-So.	1L	Greenwood, Miss. (Greenwood HS)
73	Willie Allen	OL	6-6	343	R-Sr.	2L	River Ridge, La. (Tyler JC)
74	Jonah Brewster	OL	6-7	315	R-Fr.	RS	Frisco, Texas (Prestonwood Christian Academy)
75	Jerren Gilbert	OL	6-3	307	Fr.	HS	Lake Charles, La. (Sam Houston HS)
76	Biron Rossell	OL	6-4	300	R-So.	1L	West Memphis, Ark. (West Memphis Christian)
77	Donavaughn Campbell	OL	6-5	353	Gr.	TR	Ponchatoula, La. (LSU)
79	Bert Hale	OL	6-2	329	Fr.	HS	Epps, La. (Oak Grove HS)
80	Griffin Hebert	WR	6-3	217	R-Jr.	2L	Lafayette, La. (St. Thomas More HS)
81	CJ McWilliams	WR	5-9	165	Fr.	HS	Haughton, La. (Haughton HS)
82	Doyle Adams Jr.	WR	5-10	194	R-So.	SQ	Benton, La. (Benton HS)
83	Tre Harris	WR	6-2	198	Fr.	HS	Lafayette, La. (Comeaux HS)
84	Joseph Walker	WR	6-0	169	R-Fr.	RS	New Orleans, La. (St. Augustine HS)
85	Willie Baker	DL	6-3	247	R-Sr.	3L	New Roads, La. (Livonia HS)
86	Wayne Toussant	WR	5-9	163	R-So.	1L	Maringouin, La. (Plaquemine HS)
87	Carson Rieder	WR	6-2	224	R-Fr.	RS	Destrehan, La. (Destrehan HS)
88	Kyle Maxwell	WR	6-3	182	R-Fr.	RS	Amite City, La. (Amite HS)
89	Tahj Magee	WR	5-11	202	R-So.	1L	Franklinton, La. (Franklinton HS)
90	DJ Jackson	DL	6-0	317	R-So.	1L	Dallas, Texas (West Mesquite HS)
91	Steven Shaw	DL	6-5	271	R-So.	1L	Houston, Texas (Manvel HS)
92	Dontrell Cobbs	DL	6-4	338	Fr.	HS	West Monroe, La. (Neville HS)
93	Deshon Hall	DL	6-3	257	So.	1L	Gonzales, La. (East Ascension HS)
94	Keivie Rose	DL	6-3	297	R-Fr.	RS	Henderson, Texas (Henderson HS)
95	Gerald Wilbon	DL	6-3	325	Gr.	TR	St. Rose, La. (Texas)
96	Ben Bell	DL	6-2	236	Fr.	HS	Cedar Park, Texas (Cedar Park HS)
97	Milton Williams	DL	6-4	278	R-Jr.	2L	Crowley, Texas (Crowley HS)
98	Calvin Rhines	DL	6-0	250	R-So.	SQ	Gonzales, La. (East Ascension HS)
99	Malik Wells	DL	6-3	275	R-Jr.	RS	Naperville, Ill. (College of DuPage)

COACHING STAFF

Skip Holtz - Head Coach
 Joe Sloan - Offensive Coordinator/Quarterbacks
 David Blackwell - Defensive Coordinator
 Jeff Burris - Defensive Backs
 Brian Gamble - Linebackers
 Robert McFarland - Offensive Line
 Anthony Camp - Defensive Line
 Brock Hays - Running Backs
 John Allen - Outside Receivers
 Trey Holtz - Inside Receivers
 Dennis Smith - Special Teams Coordinator
 Kurt Hester - Head Strength & Conditioning Coach
 Krista Patrick - Director of External Football Operations
 Paul Smith - Director of Internal Football Operations
 Ed Jackson - Assistant AD/Student Development, Diversity & Inclusion
 Ross Hornor - Graduate Assistant
 Paul Turner - Graduate Assistant
 Teddy Veal - Graduate Assistant
 Mac Goode - Graduate Assistant

PRONUNCIATION GUIDE

Christian Archangel	ARK-angel	Carson Reider	RIDE-er
Stevie Ballard	(rhymes with mallard, like the duck)	Keivie Rose	kee-vee
Ezekiel Barnett	eh-ZEEK-ee-uhl	Biron Rossell	ROE-sell
Garin Boniol	bone-yul	Keveion'ta Spears	kee-vee-ahn-TAY
Donavaughn Campbell	Donovan	Gabe Siemieniec	shem-yen-NYETZ
Maki Carabin	MACK-ee CARE-uh-bin	Wayne Toussant	TOO-sahn
Mykol Clark	Michael	Marquallius Turner	Mahr-qwi-lus
Griffin Hebert	AYE-bear	Israel Tucker	IHZ-rih-uhl
Jawaun Johnson	juh-wahn	Gerald Wilbon	will-bahn
Eric Kendzior	ken-zer		
Khalil Ladler	kuh-lil		
Tahj Magee	tah-JH		
Jerrold Means	jehr-rid		
Khiry Morrison	KY-ree		
Praise Okorie	oh-core-EE		
Noah Pitre	PEE-tree		

ALPHABETICAL ROSTER

No.	Name	Pos.	Ht.	Wt.	Yr.	Exp.	Hometown (Previous School)
45	Jacob Adams	FB	6-0	228	R-Jr.	1L	West Monroe, La. (West Monroe HS)
82	Doyle Adams Jr.	WR	5-10	194	R-So.	SQ	Benton, La. (Benton HS)
3	Aaron Allen	QB	6-1	203	R-So.	1L	Missouri City, Texas (Ridge Point HS)
43	Tristan Allen	DL	6-4	265	R-Jr.	2L	Atlanta, Texas (Atlanta HS)
73	Willie Allen	OL	6-6	343	R-Sr.	2L	River Ridge, La. (Tyler JC)
9	Luke Anthony	QB	6-1	210	Gr.	TR	Dallas, Texas (Abilene Christian)
31	Christian Archangel	DB	6-0	180	R-Fr.	RS	Lafayette, La. (Comeaux HS)
85	Willie Baker	DL	6-3	247	R-Sr.	3L	New Roads, La. (Livonia HS)
3	Trey Baldwin	LB	6-2	233	R-Sr.	1L	Orange, Texas (Trinity Valley CC)
63	Stevie Ballard	OL	6-5	310	R-Fr.	RS	Terry, Miss. (Central Hinds Academy)
39	Eric Barnes	DB	6-0	183	Fr.	HS	New Orleans, La. (Landry-Walker HS)
35	Jacob Barnes	K/P	5-9	170	R-Fr.	RS	Baton Rouge, La. (Woodlawn HS)
46	Ezekiel Barnett	LB	6-2	207	R-Sr.	3L	Benton, La. (Benton HS)
96	Ben Bell	DL	6-2	236	Fr.	HS	Cedar Park, Texas (Cedar Park HS)
55	Levi Bell	LB	6-1	251	Jr.	TR	Cedar Park, Texas (Cedar Park HS)
41	Reeves Blankenship	DS	6-4	230	R-Jr.	2L	Springfield, La. (Springfield HS)
34	Garin Boniol	K/P	6-0	176	Fr.	HS	Starkville, Miss. (Starkville HS)
74	Jonah Brewster	OL	6-7	315	R-Fr.	RS	Frisco, Texas (Prestonwood Christian Academy)
6	DJ Brown	DB	5-10	183	R-Jr.	TR	College Park, Ga. (Penn State)
17	Brodrick Calhoun	DB	5-10	188	R-So.	1L	Dallas, Texas (John Horn HS)
77	Donavaughn Campbell	OL	6-5	353	Gr.	TR	Ponchatoula, La. (LSU)
44	Maki Carabin	LB	6-1	228	R-Fr.	RS	San Antonio, Texas (Alamo Heights HS)
69	Drake Carroll	OL	6-2	314	R-So.	SQ	Alexandria, La. (Holy Savior Menard HS)
56	Mykol Clark	DL	6-4	248	R-Fr.	RS	Fort Worth, Texas (Crowley HS)
92	Dontrell Cobbs	DL	6-4	338	Fr.	HS	West Monroe, La. (Neville HS)
7	Jaiden Cole	DB	6-0	202	R-Jr.	2L	Monroe, La. (Neville HS)
62	Abraham Delfin	OL	6-1	303	R-Jr.	2L	Plaquemine, La. (Plaquemine HS)
42	Joren Dickey	LB	6-3	199	Jr.	TR	Albuquerque, N.M. (Trinity Valley CC)
23	Harlan Dixon	RB	6-0	188	Fr.	HS	Slidell, La. (Slidell HS)
10	Westin Elliott	QB	6-5	228	R-Sr.	2L	Shallowater, Texas (Blinn College)
29	Brady Farlow	K/P	5-11	183	R-Sr.	2L	Hattiesburg, Miss. (Jones County JC)
20	Kershawn Fisher	LB	6-2	222	Fr.	HS	Slidell, La. (Northshore HS)
32	Kody Fulp	LB	6-2	227	R-Jr.	TR	China Spring, Texas (McNeese State)
25	Greg Garner	RB	6-0	205	Jr.	TR	Euleus, Texas (Cisco College)
61	Michael Gause	OL	6-4	268	Jr.	TR	Byhalia, Miss. (Hinds CC)
75	Jerren Gilbert	OL	6-3	307	Fr.	HS	Lake Charles, La. (Sam Houston HS)
13	Isaiah Graham	WR	6-0	188	R-Sr.	1L	Bastrop, La. (TCU)
52	Tyler Grubbs	LB	6-1	221	Fr.	HS	New Orleans, La. (Holy Cross HS)
79	Bert Hale	OL	6-2	329	Fr.	HS	Epps, La. (Oak Grove HS)
93	Deshon Hall	DL	6-3	257	So.	1L	Gonzales, La. (East Ascension HS)
67	Walker Hankinson	OL	6-6	284	R-Fr.	RS	San Antonio, Texas (Alamo Heights HS)
2	Zach Hannibal	DB	6-0	188	R-Sr.	3L	Monroe, La. (Ouachita HS)
6	Adrian Hardy	WR	6-2	205	R-Sr.	3L	Houston, Texas (Dekaney HS)
5	Smoke Harris	WR	5-6	184	R-So.	1L	St. Francisville, La. (West Feliciana HS)
83	Tre Harris	WR	6-2	198	Fr.	HS	Lafayette, La. (Comeaux HS)
2	JD Head	QB	6-2	170	Fr.	HS	Pearland, Texas (Pearland HS)
80	Griffin Hebert	WR	6-3	217	R-Jr.	2L	Lafayette, La. (St. Thomas More HS)
72	Christian Henderson	OL	6-5	328	R-So.	1L	Greenwood, Miss. (Greenwood HS)
33	Justin Henderson	RB	5-10	218	R-Sr.	2L	Lake Wales, Fla. (Coffeyville CC)
24	Kollin Hurt	DB	6-3	195	R-Jr.	SQ	Gilmer, Texas (Gilmer HS)
90	DJ Jackson	DL	6-0	317	R-So.	1L	Dallas, Texas (West Mesquite HS)
16	CJ Johnson	DB	6-0	160	R-Fr.	RS	Greenwood, Miss. (Greenwood HS)
8	Jawaun Johnson	WR	5-11	192	R-Jr.	RS	Fullerton, Calif. (Fullerton College)
28	Jamison Kelly	DB	6-1	192	Fr.	HS	Columbia, Miss. (Columbia HS)
59	Ray Kelly	OL	6-1	299	Fr.	HS	Ruston, La. (Ruston HS)

No.	Name	Pos.	Ht.	Wt.	Yr.	Exp.	Hometown (Previous School)
47	Eric Kendzior	DL	6-3	240	R-Sr.	2L	Deer Park, Texas (La Porte HS)
37	Caleb Knighten	DB	6-1	170	R-Fr.	RS	Zachary, La. (Zachary HS)
1	Khalil Ladler	DB	5-11	190	Gr.	TR	Stone Mountain, Ga. (Virginia Tech)
58	Antawn Lewis	OL	6-5	332	R-Jr.	1L	West Palm Beach, Fla. (Coahoma CC)
89	Tahj Magee	WR	5-11	202	R-So.	1L	Franklinton, La. (Franklinton HS)
45	Tyler Mansfield	DB	6-0	165	Fr.	HS	Grambling, La. (Ruston HS)
19	Taz Marshall	DB	6-1	195	Fr.	HS	Pearland, Texas (Pearland HS)
51	Joseph Mason	LB	6-2	240	Fr.	HS	Shreveport, La. (Green Oaks HS)
88	Kyle Maxwell	WR	6-3	182	R-Fr.	RS	Amite City, La. (Amite HS)
81	CJ McWilliams	WR	5-9	165	Fr.	HS	Haughton, La. (Haughton HS)
15	Jerrold Means	WR	6-2	215	R-Fr.	TR	Lovejoy, Ga. (Tennessee)
10	Khiry Morrison	DB	6-0	207	R-Fr.	RS	St. Francisville, La. (West Feliciana HS)
64	Joshua Mote	OL	6-3	287	R-Jr.	1L	Oak Grove, La. (Oak Grove HS)
36	Jordan Myles	RB	5-7	190	R-Fr.	RS	Benton, La. (Benton HS)
14	Praise Okorie	WR	5-10	177	Sr.	2L	Houston, Texas (Langham Creek HS)
27	Zach Parker	WR	6-0	184	R-So.	SQ	Tyler, Texas (Whitehouse HS)
60	Brett Pope	OL	6-3	291	R-Fr.	RS	Leesville, La. (Leesville HS)
0	Cee Jay Powell	WR	5-7	173	R-Sr.	3L	Maringouin, La. (Livonia HS)
98	Calvin Rhines	DL	6-0	250	R-So.	SQ	Gonzales, La. (East Ascension HS)
87	Carson Rieder	WR	6-2	224	R-Fr.	RS	Destrehan, La. (Destrehan HS)
94	Keivie Rose	DL	6-3	297	R-Fr.	RS	Henderson, Texas (Henderson HS)
76	Biron Rossell	OL	6-4	300	R-So.	1L	West Memphis, Ark. (West Memphis Christian)
65	Kody Russey	OL	6-1	290	R-Sr.	3L	Burleson, Texas (Burleson HS)
11	George Scott	WR	6-1	226	R-Jr.	2L	Natchez, Miss. (Adams County Christian HS)
91	Steven Shaw	DL	6-5	271	R-So.	1L	Houston, Texas (Manvel HS)
53	Gabe Siemieniec	K	6-1	191	Gr.	TR	Caledon, Ontario, Canada (California)
40	Keveion'ta Spears	DL	6-4	278	Fr.	HS	Baton Rouge, La. (McKinley HS)
50	Chris Spence	DL	6-1	296	R-Sr.	SQ	Jonesboro, La. (Arkansas-Monticello)
21	Dallas Taylor-Cortez	DB	6-2	167	R-So.	TR	Woodland Hills, Calif. (Iowa Western CC)
18	Jakson Thomson	QB	6-3	217	R-Fr.	RS	Dallas, Texas (Lake Highlands HS)
38	Charvis Thornton	DB	5-10	178	R-Fr.	RS	Baton Rouge, La. (Southern Lab HS)
86	Wayne Toussant	WR	5-9	163	R-So.	1L	Maringouin, La. (Plaquemine HS)
22	Israel Tucker	RB	5-8	200	R-Sr.	3L	Metairie, La. (Archbishop Rummel HS)
26	Marquallius Turner	DB	5-9	174	R-Jr.	1L	Shreveport, La. (Southwood HS)
54	Allen Walker	LB	6-2	226	R-Fr.	RS	Alpharetta, Ga. (Milton HS)
84	Joseph Walker	WR	6-0	169	R-Fr.	RS	New Orleans, La. (St. Augustine HS)
99	Malik Wells	DL	6-3	275	R-Jr.	RS	Naperville, Ill. (College of DuPage)
17	Trent Wessel	QB	6-2	189	Gr.	TR	Tampa, Fla. (Florida Atlantic)
68	Dakota White	OL	6-4	301	Fr.	HS	Katy, Texas (Katy HS)
66	Noah White	DS	6-3	198	R-So.	SQ	Ruston, La. (Ruston HS)
95	Gerald Wilbon	DL	6-3	325	Gr.	TR	St. Rose, La. (Texas)
97	Milton Williams	DL	6-4	278	R-Jr.	2L	Crowley, Texas (Crowley HS)
39	Thomas Williams	RB	5-11	185	Fr.	HS	Bossier City, La. (Airline HS)
4	Bee Jay Williamson	DB	6-1	185	R-So.	1L	Dallas, Texas (John Horn HS)
30	Cedric Woods	DB	5-10	170	Fr.	HS	Monroe, La. (Carroll HS)
37	Cam Wright	RB	5-9	190	Fr.	HS	West Monroe, La. (West Monroe HS)



Skip Holtz
Head Coach
(Field)



Joe Sloan
Offensive Coordinator
(Booth)



David Blackwell
Defensive Coordinator
(Field)



Dennis Smith
Special Teams Coordinator
(Booth)



Jeff Burris
Defensive Backs
(Field)



Brian Gamble
Linebackers
(Booth)



Robert McFarland
Offensive Line
(Field)




Anthony Camp
Defensive Line
(Field)



Brock Hays
Running Backs
(Field)



John Allen
Outside Receivers
(Field)



Trey Holtz
Inside Receivers
(Field)

2020 LOUISIANA TECH DEPTH CHART

GAME 3 (BYU)

OFFENSE		DEFENSE		SPECIALISTS	
X-WR	6 Adrian Hardy (6-2, 188, R-Sr., 3L)	N	95 Gerald Wilbon (6-3, 325, Gr., TR)	K	35 Jacob Barnes (5-9, 170, R-Fr., RS)
	88 Kyle Maxwell (6-3, 182, R-Fr., RS)		94 Keivie Rose (6-3, 297, R-Fr., RS)		53 Gabe Siemieniec (6-1, 191, Gr., TR)
Z-WR	13 Isaiah Graham (6-0, 188, R-Sr., 1L)	DT	97 Milton Williams (6-4, 278, R-Jr., 2L)	P	35 Jacob Barnes (5-9, 170, R-Fr., RS)
	86 Wayne Toussant (5-9, 163, R-So., 1L)		91 Steve Shaw (6-5, 271, R-So., 1L)		29 Brady Farlow (5-11, 183, R-Sr., 1L)
H-WR	0 Cee Jay Powell (5-7, 173, R-Sr., 3L)	DE	93 Deshon Hall (6-3, 257, So., 1L)	DS	41 Reeves Blankenship (6-4, 230, R-Jr., 2L)
	-or-		43 Tristan Allen (6-4, 265, R-Jr., 2L)		66 Noah White (6-3, 198, R-So., SQ)
	5 Smoke Harris (5-6, 184, R-So., 1L)	DL	47 Eric Kendzior (6-3, 240, R-Sr., 2L)	KO	53 Gabe Siemieniec (6-1, 191, Gr., TR)
A-WR	80 Griffin Hebert (6-3, 217, R-Jr., 2L)		55 Levi Bell (6-1, 251, Jr., TR)		35 Jacob Barnes (5-9, 170, R-Fr., RS)
	8 Jawaun Johnson (5-11, 192, R-Jr., RS)	LB	46 Ezekiel Barnett (6-2, 207, R-Sr., 3L)	H	66 Noah White (6-3, 198, R-So., SQ)
FB	45 Jacob Adams (6-0, 228, R-Jr., 1L)		38 Charvis Thornton (5-10, 178, R-Fr., RS)		29 Brady Farlow (5-11, 183, R-Sr., 1L)
	87 Carson Rieder (6-2, 224, R-Fr., RS)	LB	52 Tyler Grubbs (6-1, 221, Fr., HS)	PR	5 Smoke Harris (5-6, 184, R-So., 1L)
RT	58 Antawn Lewis (6-5, 332, R-Jr., 1L)		44 Maki Carabin (6-1, 228, R-Fr., RS)		0 Cee Jay Powell (5-7, 173, R-Sr., 3L)
	76 Biron Rossell (6-4, 300, R-So., 1L)	LB	3 Trey Baldwin (6-2, 207, R-Sr., 3L)	KR	86 Wayne Toussant (5-9, 163, R-So., 1L)
RG	62 Abraham Delphin (6-1, 303, R-Jr., 2L)		54 Allen Walker (6-2, 226, R-Fr., RS)		13 Isaiah Graham (6-0, 188, R-Sr., 1L)
	72 Christian Henderson (6-5, 328, R-So., 1L)	S	1 Khalil Ladler (5-11, 190, Gr., TR)		
C	65 Kody Russey (6-1, 290, R-Sr., 3L)		26 Marquallius Turner (5-9, 174, R-Jr., 1L)		BOLD = Returning Starter
	69 Drake Carroll (6-2, 314, R-So., SQ)	S	4 Bee Jay Williamson (6-1, 185, R-So., 1L)		
	-or-		-or-		
LG	64 Joshua Mote (6-3, 287, R-Jr., 1L)		7 Jaiden Cole (6-0, 202, R-Jr., 2L)		
	74 Jonah Brewster (6-7, 315, R-Fr., RS)	CB	2 Zach Hannibal (6-0, 188, R-Sr., 3L)		
LT	77 Donavaughn Campbell (6-5, 353, Gr., TR)		16 CJ Johnson (6-0, 160, R-Fr., RS)		
	68 Dakota White (6-4, 301, Fr., HS)	CB	30 Cedric Woods (5-10, 170, Fr., HS)		
RB	33 Justin Henderson (5-10, 218, R-Sr., 2L)		17 Brodrick Calhoun (5-10, 188, R-So., 1L)		
	-or-				
	22 Israel Tucker (5-8, 200, R-Sr., 3L)				
QB	9 Luke Anthony (6-1, 210, Gr., TR)				
	3 Aaron Allen (6-1, 203, R-So., 1L)				

CAREER LA TECH GAMES PLAYED/STARTED

65 Kody Russey, R-Sr., OL..... 41/38	58 Antawn Lewis, R-Jr., OL..... 15/3	66 Noah White, R-So., DS..... 3/0	59 Ray Kelly, Fr., OL..... 1/0
0 Cee Jay Powell, R-Sr., WR..... 40/5	45 Jacob Adams, R-Jr., FB..... 15/1	77 Donavaughn Campbell, GS, OL... 2/2	37 Caleb Knighten, R-Fr., DB..... 1/0
46 Ezekiel Barnett, R-Sr., LB..... 38/6	72 Christian Henderson, R-Sr., OL... 13/0	52 Tyler Grubbs, Fr., LB..... 2/2	19 Taz Marshall, Fr., DB..... 1/0
2 Zach Hannibal, R-Sr., DB..... 37/2	90 DJ Jackson, R-So., DL..... 13/0	1 Khalil Ladler, GS, DB..... 2/2	15 Jerrod Means, R-Fr., WR..... 1/0
6 Adrian Hardy, R-Sr., WR..... 34/23	76 Biron Rossell, R-So., OL..... 12/1	30 Cedric Woods, Fr., DB..... 2/2	60 Brett Pope, R-Fr., OL..... 1/0
22 Israel Tucker, R-Sr., RB..... 31/7	10 Westin Elliott, R-Sr., QB..... 12/0	9 Luke Anthony, GS, QB..... 2/1	98 Calvin Rhines, R-So., DL..... 1/0
85 Willie Baker, R-Sr., DL..... 28/11	26 Marquallius Turner, R-Jr., DB..... 12/0	95 Gerald Wilbon, GS, DL..... 2/1	18 Jakson Thomson, R-Fr., QB..... 1/0
62 Abraham Delfin, R-Jr., OL..... 28/2	3 Aaron Allen, R-So., QB..... 10/3	31 Christian Archangel, R-Fr., DB..... 2/0	38 Charvis Thornton, R-Fr., DB..... 1/0
80 Griffin Hebert, R-Jr., WR..... 27/10	93 Deshon Hall, So., DL..... 10/1	69 Drake Carroll, R-Fr., OL..... 2/0	39 Eric Barnes, Fr., DB..... 0/0
41 Reeves Blankenship, R-Jr., DS... 27/0	89 Tahj Magee, R-So., WR..... 10/0	25 Greg Garner, Jr., RB..... 2/0	6 DJ Brown, R-Jr., DB..... 0/0
73 Willie Allen, R-Sr., OL..... 25/15	91 Steven Shaw, R-So., DL..... 8/0	20 Kershawn Fisher, Fr., LB..... 2/0	92 Dontrell Cobbs, Fr., DL..... 0/0
33 Justin Henderson, R-Sr., RB..... 25/11	84 Joseph Walker, R-Fr., WR..... 5/0	28 Jamison Kelly, Fr., DB..... 2/0	23 Harlan Dixon, Fr., RB..... 0/0
11 George Scott, R-Jr., WR..... 24/3	82 Doyle Adams Jr., R-So., WR..... 4/0	36 Jordan Myles, R-Fr., RB..... 2/0	32 Kody Fulp, R-Jr., LB..... 0/0
7 Jaiden Cole, R-Jr., DB..... 25/1	44 Maki Carabin, R-Fr., LB..... 4/0	27 Zach Parker, R-So., WR..... 2/0	75 Jerren Gilbert, Fr., OL..... 0/0
29 Brady Farlow, R-Sr., K/P..... 24/0	56 Mykol Clark, R-Fr., DL..... 4/0	87 Carson Rieder, R-Fr., WR..... 2/0	83 Tre Harris, Fr., WR..... 0/0
97 Milton Williams, R-Jr., DL..... 22/15	8 Jawaun Johnson, R-Jr., WR..... 4/0	53 Gabe Siemieniec, GS, K..... 2/0	2 JD Head, Fr., QB..... 0/0
47 Eric Kendzior, R-Sr., DL..... 23/2	10 Khiry Morrison, R-Fr., DB..... 4/0	99 Malik Wells, R-Jr., DL..... 2/0	36 Logan Klotz, Fr., K/P..... 0/0
43 Tristan Allen, R-Jr., DL..... 22/3	54 Allen Walker, R-Fr., LB..... 3/1	17 Trent Wessel, GS, QB..... 2/0	45 Tyler Mansfield, Fr., DB..... 0/0
64 Joshua Mote, R-Jr., OL..... 19/6	63 Stevie Ballard, R-Fr., OL..... 3/0	68 Dakota White, Fr., OL..... 2/0	51 Joseph Mason, Fr., LB..... 0/0
4 Bee Jay Williamson, R-So., DB... 19/6	35 Jacob Barnes, R-Fr., K/P..... 3/0	37 Cam Wright, Fr., RB..... 2/0	81 CJ McWilliams, Fr., WR..... 0/0
5 Smoke Harris, R-So., WR..... 19/5	74 Jonah Brewster, R-Fr., OL..... 3/0	96 Ben Bell, Fr., DL..... 1/0	40 Keveion'ta Spears, Fr., DL..... 0/0
86 Wayne Toussant, R-So., WR..... 19/0	67 Walker Hankinson, R-Fr., OL... 3/0	55 Levi Bell, Jr., LB..... 1/0	50 Chris Spence, R-Sr., DL..... 0/0
3 Trey Baldwin, R-Sr., LB..... 18/3	24 Kollin Hurt, R-Jr., DB..... 3/0	34 Garin Boniol, Fr., K/P..... 1/0	21 Dallas Taylor-Cortez, R-So., DB... 0/0
14 Praise Okorie, Sr., WR..... 18/0	16 CJ Johnson, R-Fr., DB..... 3/0	42 Joren Dickey, Jr., LB..... 1/0	39 Thomas Williams, Fr., RB..... 0/0
17 Brodrick Calhoun, R-So., DB..... 17/1	88 Kyle Maxwell, R-Fr., WR..... 3/0	61 Michael Gause, Jr., OL..... 1/0	
13 Isaiah Graham, R-Sr., WR..... 15/13	94 Keivie Rose, R-Fr., DL..... 3/0	79 Bert Hale, Fr., OL..... 1/0	

ROSTER BREAKDOWN

Squad Breakdown (101)	
Graduates.....	6
Seniors.....	16
Juniors.....	20
Sophomores.....	17
Freshmen.....	42
Returners (64)	
Starters.....	12
Offense.....	6
Defense.....	2
Specialists.....	4
Lettermen.....	37
Offense.....	21
Defense.....	13
Specialists.....	2
Squadmen.....	7
Offense.....	3
Defense.....	4
Specialists.....	N/A
Redshirts.....	20
Offense.....	9
Defense.....	10
Specialists.....	1
Newcomers (37)	
Offense.....	16
Defense.....	18
Specialists.....	3

WHAT IT WAS, WHAT IT IS

Due to the COVID-19 pandemic, Louisiana Tech's original 2020 schedule saw some changes. Originally, LA Tech's non-conference slate included UNLV, Prairie View A&M, Baylor and Vanderbilt. Currently, Louisiana Tech's non-conference opponents include Houston Baptist, BYU and ULM.

Original Schedule

Sept. 5	at UNLV
Sept. 12	at Southern Miss*
Sept. 19	Prairie View A&M
Sept. 26	at Baylor
Oct. 2	---
Oct. 10	UTEP*
Oct. 17	Marshall*
Oct. 24	at UTSA*
Oct. 31	UAB*
Nov. 7	at North Texas*
Nov. 14	Rice*
Nov. 21	at Vanderbilt
Nov. 28	At FIU*

New Schedule

Sept. 12	at Baylor (CANCELED)
Sept. 19	at Southern Miss*
Sept. 26	Houston Baptist
Oct. 2	at No. 22 BYU
Oct. 10	UTEP*
Oct. 17	Marshall*
Oct. 24	at UTSA*
Oct. 31	UAB*
Nov. 7	at North Texas*
Nov. 14	Rice*
Nov. 21	vs. ULM (Shreveport)
Nov. 28	at FIU*

CHANGING OF THE GUARD

Louisiana Tech Director of Athletics **Tommy McClelland** has accepted the position of Deputy AD for External Affairs and Revenue Generation at Vanderbilt University and will be departing Ruston after seven years of service to the Bulldog and Lady Techster Family. McClelland, who came to Tech in July 2013, will serve as the AD through the end of September when he will depart for his new job in Nashville, Tennessee. Deputy Athletics Director **Mary Kay Hunge** was named as the interim AD while the committee conducts its search for McClelland's replacement.

JOINING THE 1,000 YARD RUSH CLUB

Senior running back **Justin Henderson** became the 13th Bulldog in program history to rush for 1,000 yards in a single season in 2019. LA Tech has had a 1,000-yard rusher in five of the last six seasons with four different 1,000-yard rushers in the last five years.

- 2019 – **Justin Henderson**
- 2017 – **Boston Scott**
- 2016 – **Jarred Craft**
- 2015 – **Kenneth Dixon**
- 2014 – **Kenneth Dixon**

ECLIPSING 2,000

Senior wide receiver **Adrian Hardy** registered a team-high 79 receiving yards in the 31-30 victory at Southern Miss (Sept. 19). He now has 2,078 receiving yards for his career, becoming the 13th Bulldog in program history to eclipse 2,000.

DOUBLE TROUBLE

Three LA Tech wide receivers have recorded multiple touchdown catches in a single game in junior **Griffin Hebert** (2 at USM, Sept. 19), sophomore **Wayne Toussant** (2 vs. HBU, Sept. 26) and senior **Isaiah Graham** (2 vs. HBU, Sept. 26).

LEAVING HIS MARK

Graduate student quarterback **Luke Anthony** accounted for six touchdowns against Houston Baptist (Sept. 26) after posting five touchdown passes and one rushing touchdown. He became the fifth player in program history to account for at least six touchdowns in a single game and was the first since Cody Sokol against WKU in 2014. It was only the third time in program history that a LA Tech quarterback has passed for five touchdowns and rushed for a touchdown in a single game. Anthony threw four touchdown passes in the first half against the Huskies to become the first Bulldog QB to do so since Ryan Higgins in 2016. He became the seventh LA Tech quarterback in program history to throw for five touchdowns in a single game and was the first since Higgins in 2016. Anthony threw three passing touchdowns of 40-plus yards against the Huskies with touchdown passes of 44, 43 and 41 yards. He has passed for eight touchdowns in the first two games of the season which is the most by a Louisiana Tech QB in the opening two games of a season in program history. His eight passing touchdowns this season currently rank second in the nation.

RECORD BREAKDOWN

	2020	Streak	Under Holtz
Overall	2-0	W4	58-36
Home	1-0	W7	29-11
Road	0-0	W1	23-23
Overtime	0-0	W1	1-3
Neutral	0-0	W5	6-2
C-USA	1-0	W2	38-19
C-USA Home	0-0	W4	19-9
C-USA Road	1-0	W1	19-10

HOW TECH FARES AGAINST

...FBS Independent Schools

OPPONENT	RECORD
Army West Point.....	0-2
BYU.....	0-0
Liberty.....	0-0
New Mexico State.....	8-4
Notre Dame.....	0-0
UConn.....	0-0
UMass.....	2-0
TOTAL.....	10-6

SERIES BUSINESS

Series Record.....	First Meeting
in Ruston.....	N/A
in Provo.....	N/A
Neutral Site.....	N/A
in Postseason Play.....	N/A
Most LA Tech Points.....	N/A
Most BYU Points.....	N/A
Most Combined Points.....	N/A
Biggest LA Tech Win.....	N/A
Biggest BYU Win.....	N/A
Current Streak.....	N/A

INDIVIDUAL COMPARISON

LOUISIANA TECH LEADERS

RUSHING	ATT.	NET	AVG.	TD	YPG
HENDERSON, JUSTIN	29	146	5.0	1	73.0
TUCKER, ISRAEL	20	128	6.4	0	64.0

PASSING	C-A-I	YARDS	TD	YPG
ANTHONY, LUKE	30-51-1	463	8	231.5
ALLEN, AARON	16-21-1	108	1	54.0

RECEIVING	REC.	YARDS	AVG.	TD	YPG
HARRIS, SMOKE	10	89	8.9	1	44.5
HARDY, ADRIAN	9	148	16.4	1	74.0

DEFENSE	U-A-TT	TFL	INT	PBU
GRUBBS, TYLER	9-19-28	2.0-6	—	1
BARNETT, EZEKIEL	7-7-14	2.0-3	—	—

BYU LEADERS

RUSHING	ATT.	NET	AVG.	TD	YPG
ALLGEIER, TYLER	24	182	7.6	2	91.0
KATOA, LOPINI	21	156	7.4	2	78.0

PASSING	C-A-I	YARDS	TD	YPG
WILSON, ZACH	36-46-1	624	4	312.0
ROMNEY, BAYLOR	8-10-0	127	0	63.5

RECEIVING	REC.	YARDS	AVG.	TD	YPG
MILNE, DAX	10	175	17.5	1	87.5
ROMNEY, GUNNER	9	272	30.2	1	136.0

DEFENSE	U-A-TT	TFL	INT	PBU
PILLI, KEENAN	8-5-13	—	—	1
KAUFUSI, ISAIAH	7-2-9	2.0-10	—	—

GAME NOTES

NCAA RANKINGS

NCAA Category	LA TECH	BYU
Total Offense	22 (461.5)	4 (622.0)
Rushing Offense	31 (172.5)	9 (246.5)
Passing Offense	21 (289.0)	8 (375.5)
Team Passing Efficiency	13 (170.62)	2 (207.52)
Scoring Offense	6 (48.5)	2 (51.5)
Total Defense	53 (447.0)	1 (165.0)
Rushing Defense	22 (112.0)	8 (69.0)
Passing Yards Allowed	63 (335.0)	1 (96.0)
Team Passing Efficiency Defense	54 (155.20)	7 (93.47)
Scoring Defense	49 (34.0)	2 (5.0)
Turnover Margin	30 (0.50)	38 (0.00)
3rd Down Conversion Pct.	18 (0.519)	26 (0.478)
4th Down Conversion Pct	11 (0.800)	29 (0.500)
3rd Down Conversion Pct Defense	65 (0.594)	3 (0.160)
4th Down Conversion Pct Defense	53 (0.667)	22 (0.250)
Red Zone Offense	30 (0.900)	36 (0.857)
Red Zone Defense	52 (1.000)	3 (0.500)
Net Punting	69 (30.75)	18 (41.00)
Punt Returns	2 (22.00)	68 (-0.25)
Kickoff Returns	12 (25.14)	28 (20.00)
First Downs Offense	18 (58)	13 (61)
First Downs Defense	45 (47)	2 (15)
Fewest Penalties Per Game	33 (6.00)	1 (1.50)
Fewest Penalty Yards Per Game	26 (46.50)	1 (10.00)
Time of Possession	24 (31:33)	1 (40:45)

PRESEASON HONORS

Doak Walker Watch List – Justin Henderson
Outland Trophy Watch List – Kody Russey
Maxwell Award Watch List – Justin Henderson
Wuerffel Trophy Watch List – Joshua Mote, Reeves Blankenship

ATHLON SPORTS (Preseason All-Conference USA)

Justin Henderson – First Team
 Kody Russey – First Team
 Willie Allen – Second Team
 Milton Williams – Second Team
 Willie Baker – Third Team
 Adrian Hardy – Fourth Team
 Ezekiel Barnett – Fourth Team

PHIL STEELE (Preseason All-Conference USA)*

Justin Henderson – First Team
 Adrian Hardy – First Team
 Kody Russey – First Team
 Trey Baldwin – First Team
 Reeves Blankenship – First Team
 Willie Allen – Second Team
 Milton Williams – Second Team
 Willie Baker – Third Team

CONFERENCE USA PRESEASON TEAM

Justin Henderson
 Kody Russey
 Reeves Blankenship
 Willie Baker

**Bulldogs had the most First Team selections in Phil Steele's Preseason All-Conference USA list than any other league team with five (also three First Team's on offense was the most)*

MOST WINS BY AN ACTIVE FBS COACH

Louisiana Tech head coach **Skip Holtz** is in the top-10 for most wins by an active FBS coach with 146 total wins, including 58 at the helm of LA Tech.

1. Mack Brown (North Carolina)	252
2. Brian Kelly (Notre Dame)	244
Nick Saban (Alabama)	244
4. Willie Fritz (Tulane)	179
5. Kirk Ferentz (Iowa)	174
6. Gary Patterson (TCU)	172
7. Frank Solich (Ohio)	171
8. Chris Creighton (Eastern Michigan)	167
9. Skip Holtz (Louisiana Tech)	146
10. Les Miles (Kansas)	145

SKIP AND TREY

Trey Holtz, the eldest son of head coach **Skip Holtz**, is in his first season with LA Tech as the inside receivers coach. There are 16 FBS head coaches with relatives on their staff:

Louisiana Tech – Skip Holtz/Trey Holtz (son) – inside receivers coach

Colorado State – Steve Addazio/Louie Addazio (son) – offensive line coach
 Utah – Kyle Whittingham/Freddie Whittingham (brother) – tight ends coach
 San Diego State – Brady Hoke/Kyle Hoke (nephew) – safeties coach
 Connecticut – Randy Edsall/Corey Edsall (son) – tight ends coach
 Navy – Ken Niumatalolo/Va'a Niumatalolo (son) – assistant director of football operations
 Hawai'i – Todd Graham/Brandon Graham (son) – running backs coach/pass game coordinator
 Michigan – Jim Harbaugh/Jay Harbaugh (son) – running backs coach/special teams coordinator
 New Mexico State – Doug Martin/Cory Martin (son) – wide receivers coach/recruiting coordinator
 Illinois – Lovie Smith/Miles Smith (son) – linebackers coach
 New Mexico – Danny Gonzales/David Howes (brother-in-law) – linebackers coach
 Iowa – Kirk Ferentz/Brian Ferentz (son) – offensive coordinator
 Wyoming – Craig Bohl/Aaron Bohl (son) – linebackers coach
 Colorado – Karl Dorrell/Chandler Dorrell (son) – assistant director of player personnel
 Houston – Dana Holgorsen/Brett Holgorsen (brother) – assistant strength and conditioning coach
 LSU – Ed Orgeron/Tyler Orgeron (son) – analyst

SIGHTS ON SEVEN

Louisiana Tech has the highest active bowl win streak with six consecutive bowl season. Only 10 out of 130 FBS teams have won six or more straight bowl games:

Florida State (1985-95)	11
Boston College (2000-07)	8
UCLA (1982-88)	7
Utah (2003-09)	7
Louisiana Tech (2014-pres.)	6
Georgia Tech (1951-56)	6
Florida State (2008-13)	6
Nebraska (1969-74)	6
USC (1974-79)	6
Alabama (1975-80)	6

2019	LA Tech def. Miami (Fla.)	14-0	Independence Bowl
2018	LA Tech def. Hawai'i	31-14	Hawai'i Bowl
2017	LA Tech def. SMU	51-10	Frisco Bowl
2016	LA Tech def. Navy	48-45	Armed Forces Bowl
2015	LA Tech def. Arkansas State	47-28	New Orleans Bowl
2014	LA Tech def. Illinois	35-18	Heart of Dallas Bowl

- » Louisiana Tech is the only non-Power 5 school to win bowl games in at least six consecutive years.
- » LA Tech is the only C-USA team and the only team in the state of Louisiana to win bowl games in six consecutive seasons.
- » Five of the six bowl victories have been by 14 points or more (average scoring differential of +18.5).
- » LA Tech has allowed fewer than 20 points in each of the last three bowl games (one of only two teams to do that – Appalachian State). The Bulldogs have the best scoring defense of the last three bowl games, allowing only eight points per game. Appalachian State has allowed an average of 10 points per game.
- » LA Tech's shutout over Miami (Fla.) was the first in Independence Bowl history and the only shutout of the 2019 bowl games. It was one of only six bowl shutouts in the last 10 years and the first shutout by a Bulldog team since 2011.

SITUATIONALLY

	2020	Holtz
Playing at home	1-0	29-11
Playing at home (Ruston)	1-0	29-11
Playing at home (Shreveport)	0-0	0-0
Playing on the road	1-0	23-23
Playing on a neutral field	0-0	6-2
Playing at night	2-0	36-15
Playing during the day	0-0	22-21
Tech scores on first possession	1-0	29-13
Opponent scores on first possession	1-0	17-16
Tech scores first	2-0	40-14
Opponent scores first	0-0	18-22
Tech leads after 1st quarter	2-0	44-9
Opponent leads after 1st quarter	0-0	6-23
Tied after 1st quarter	0-0	8-4
Tech leads at halftime	1-0	49-11
Opponent leads at halftime	1-0	7-23
Tied at halftime	0-0	2-2
Tech leads after 3rd quarter	1-0	53-10
Opponent leads after 3rd quarter	1-0	3-25
Tied after 3rd quarter	0-0	2-1
Games goes to overtime	0-0	1-3
Tech has more total yards	1-0	46-9
Opponent has more total yards	1-0	11-26
Tech has more rushing yards	2-0	43-8
Opponent has more rushing yards	0-0	15-28
Teams have even rushing yards	0-0	0-0
Tech has more passing yards	0-0	41-18
Opponent has more passing yards	2-0	17-18
Tech has more turnovers	0-0	4-20
Opponent has more turnovers	0-0	35-10
Teams have equal turnovers	2-0	18-6
Tech has more penalties	1-0	13-16
Opponent has more penalties	1-0	36-16
Teams have equal penalties	0-0	9-4
Tech has more time of possession	2-0	34-11
Opponent has more time of possession	0-0	24-25
Tech has 100-yard rusher	0-0	23-10
Opponent has 100-yard rusher	0-0	8-18
Tech scores at least 20 points	2-0	56-20
Opponent scores at least 20 points	2-0	30-32
Tech throws for 300 yards	1-0	23-13
Opponent throws for 300 yards	1-0	9-11
Playing on natural grass	0-0	6-8
Playing on artificial surface	2-0	52-27
Tech defense scores	0-0	18-4
Opponent defense scores	0-0	2-4
Tech returns KO/Punt for TD	0-0	6-0
Opponent returns KO/Punt for TD	0-0	4-3
Blue on Blue (Last: vs. Grambling, 9/7/19)	0-0	8-3
Blue on White (Last: vs. HBU, 9/26/20)	1-0	14-5
Red on White (Last: vs. UTEP, 10/20/18)	0-0	7-3
Red on Blue (Last: N/A)	0-0	0-0
Red on Red (Last: vs. FIU, 9/20/19)	0-0	3-2
White on Blue (Last: at UAB, 11/23/19)	0-0	6-9
White on White (Last: at USM, 9/19/20)	1-0	17-12
White on Red (Last: at MSU, 11/3/18)	0-0	2-2
Red Helmet	0-0	16-16
White Helmet	2-0	41-20

THE RETURN OF THE RECEIVERS

Louisiana Tech is one of five schools to return five or more pass catchers (WR, TE, RB) who tallied at least 250 yards in the 2019 season (Troy - 6, Colorado State - 5, Purdue - 5, Washington State - 5).

Griffin Hebert - 537 yards

Adrian Hardy - 534 yards

Cee Jay Powell - 488 yards

Isaiah Graham - 398 yards

Smoke Harris - 348 yards

NOTHING NEW ABOUT NEW COORDINATORS

Since **Skip Holtz** took the helm as head coach of LA Tech in 2013, he has had five different defensive coordinators and three different offensive coordinators:

2013 – Defensive coordinator Kim Dameron (left to become head coach at Eastern Illinois)

2013-15 – Offensive coordinator Tony Petersen (left to become OC at East Carolina)

2014 – Defensive coordinator Manny Diaz (left to become DC at Mississippi State)

2015-18 – Defensive coordinator Blake Baker (left to become DC at Miami)

2016-19 – Offensive coordinator Todd Fitch (left to become OC at Vanderbilt)

2019 – Defensive coordinator Bob Diaco (left to become DC at Purdue)

2020 – Offensive coordinator Joe Sloan

(was promoted to co-offensive coordinator in 2019)

2020 – Defensive coordinator David Blackwell

JOINING THE SQUAD

The Bulldogs have eight non-JUCO transfers join the 2020 Louisiana Tech roster:

Luke Anthony – Abilene Christian

(QB transfer success – see Cody Sokol (Iowa), Jeff Driskel (Florida))

Donavahn Campbell – LSU

Khalil Ladler – Virginia Tech

Gerald Wilbon – Texas

Jerrod Means – Tennessee

DJ Brown – Penn State

Gabe Siemieniec – California

Kody Fulp – McNeese State

BULLDOGS IN THE NFL

(as of Sept. 6, 2020)

There are currently 10 former Bulldogs in the NFL:

- » Arizona Cardinals – **Kentrell Brice**
- » Baltimore Ravens – **Jaylon Ferguson, Justin Ellis**
- » Buffalo Bills – **Vernon Butler**
- » Dallas Cowboys – **Xavier Woods**
- » Denver Broncos – **Jeff Driskel**
- » Kansas City – **L'Jarius Sneed**
- » Las Vegas Raiders – **Amik Robertson**
- » Philadelphia Eagles – **Boston Scott**
- » San Francisco 49ers – **Trent Taylor**



L'Jarius Sneed was drafted in the fourth round of 2020 NFL draft by the Kansas City

BULLDOGS DRAFTED

Louisiana Tech (14)

Year	Player	Round	Picks	Team
2020	L'Jarius Sneed	4th round	(138)	Kansas City Chiefs
	Amik Robertson	4th round	(139)	Las Vegas Raiders
	Jaylon Ferguson	3rd round	(85)	Baltimore Ravens
	Boston Scott	6th round	(201)	New Orleans Saints
2018	Carlos Henderson	3rd round	(82)	Denver Broncos
	Trent Taylor	5th round	(177)	San Francisco 49ers
	Xavier Woods	6th round	(191)	Dallas Cowboys
2017	Vernon Butler	1st round	(30)	Carolina Panthers
	Kenneth Dixon	4th round	(134)	Baltimore Ravens
	Jeff Driskel	6th round	(207)	San Francisco 49ers
2015	----	----	----	----
2014	Justin Ellis	4th round	(107)	Oakland Raiders
	IK Enemkpali	6th round	(210)	New York Jets
2013	Quinton Patton	4th round	(128)	San Francisco 49ers
	Jordan Mills	5th round	(163)	Chicago Bears

» The Bulldogs have had the most draft picks of any C-USA team since joining the league in 2013 (second most is WKU with 10).

» The 2020 Draft marked the first time LA Tech had back-to-back players picked and was the fifth time since 2013 that multiple Bulldogs were selected in the same draft.

GAME NOTES

WEEKLY HONORS

CONFERENCE USA PLAYER OF THE WEEK

Luke Anthony, Offense - Sept. 28, 2020
Jacob Barnes, Special Teams - Sept. 21, 2020

THE EARL CAMPBELL TYLER ROSE AWARD PLAYER OF THE WEEK

Luke Anthony, Honorable Mention - Sept. 29, 2020
Luke Anthony, Honorable Mention - Sept. 22, 2020

MANNING AWARD STAR OF THE WEEK

Luke Anthony (1 of 8 QBs) - Sept. 21, 2020

Davey O'Brien National Quarterback Award's Great 8

Luke Anthony (1 of 8 QBs) - Sept. 28, 2020

ATHLON SPORTS PLAYER OF THE WEEK

Tyler Grubbs, Defensive Freshman of the Week - Sept. 21, 2020

LSWA PLAYER OF THE WEEK

Luke Anthony, Co-Offense - Sept. 28, 2020
Tyler Grubbs, Defense - Sept. 21, 2020
Jacob Barnes, Special Teams - Sept. 21, 2020


U.S. FARM RAISED CATFISH "CATCH OF THE WEEK"

Griffin Hebert vs. Southern Miss (Sept. 19) - Sept. 22, 2020

MIDSEASON HONORS

Davey O'Brien National Quarterback Award Midseason Watch List

Luke Anthony



Graduate student quarterback
Luke Anthony

FRESH FACES

Nine Bulldogs made their first start while at Louisiana Tech against Southern Miss (Sept. 19), including graduate students offensive lineman **Donavaughn Campbell**, defensive back **Khalil Ladler** and defensive lineman **Gerald Wilbon**. Junior offensive lineman **Abraham Delfin**, senior defensive lineman **Eric Kendzior**, junior fullback **Jacob Adams**, redshirt freshman linebacker **Allen Walker**, freshman linebacker **Tyler Grubbs** and freshman defensive back **Cedric Woods** made their first collegiate starts against the Golden Eagles. Four more Bulldogs made their first LA Tech start against Houston Baptist (Sept. 26), as graduate student quarterback **Luke Anthony** made his first start as a Bulldog, while sophomore defensive back **Brodrick Calhoun**, junior defensive back **Jaiden Cole** and sophomore defensive lineman **Deshon Hall** made their first collegiate starts.

WINNING LATE

LA Tech secured the 31-30 victory at Southern Miss (Sept. 19) in the final 14 seconds of the game. The 14 seconds was the latest game-winning score in regulation for the Bulldogs since 2017 at WKU when **Jonathan Barnes** hit a 21-yard field goal to beat the Hilltoppers, 23-22. It was the latest game-winning touchdown since 2003 at Michigan State (2 seconds left).

HARD WORK PAYS OFF

Louisiana Tech's 17-play scoring drive to end the game at Southern Miss (Sept. 19) was the most plays on scoring drive for LA Tech since 2018 at North Texas (18) and the third-most plays in a scoring drive in the Skip Holtz era. The Bulldogs had two scoring drives of 15+ plays in the 31-30 win at Southern Miss which LA Tech has not done in a single game in over 20 years.

THE LINEMAN WILL TAKE IT

LA Tech sophomore defensive lineman **Deshon Hall** recorded an interception for 23 yards in the 31-30 win at Southern Miss (Sept. 19). Hall is the first defensive lineman to register an interception for the Bulldogs since **Houston Bates** in 2014 at Oklahoma.

ALWAYS IN IT

Louisiana Tech overcame a 17-point deficit to take the 31-30 win over conference-rival Southern Miss (Sept. 19). The 17-point comeback marked the largest comeback in the **Skip Holtz** era and the largest since 2011 when the Bulldogs overcame a 17-point deficit at Nevada to win, 24-20.

Skip Holtz Era Largest Comeback Wins

- 17 at Southern Miss, 31-30 (9/19/20)
- 15 at North Texas, 29-27 (9/29/18)
- 14 vs. Southern Miss, 45-30 (10/19/19)

TAKING IT AWAY

LA Tech has forced at least one turnover in 19 straight games which is the longest active streak in the nation. The Bulldogs have forced a turnover in 33 of their last 34 games.

CONFERENCE LEADERS

LA Tech has the second most all-conference players (first or second team) in C-USA since 2013 with 48. Last season, **J'Mar Smith** and **Amik Robertson** were first team selections, while **Justin Henderson**, **Ethan Reed**, **Courtney Wallace**, **L'Jarius Sneed**, **Bailey Hale** and **Reeves Blankenship** earned second team honors for the Bulldogs.

Team	TOTAL	2019	2018	2017	2016	2015	2014	2013
Marshall	55	11	7	8	--	8	12	9
Louisiana Tech	48	8	4	6	13	9	5	3
WKU	39	7	2	3	14	8	5	--
Southern Miss	35	7	4	6	5	10	2	1
Florida Atlantic	33	6	5	8	1	5	4	4
North Texas	30	4	8	4	2	--	4	8
Middle Tennessee	27	1	6	2	6	6	4	2
UAB	23	4	7	3	--	--	7	2
FIU	23	2	4	5	2	5	4	1
Rice	23	2	1	4	1	1	4	10
Old Dominion	22	3	5	3	6	3	2	--
UTSA	16	--	1	3	3	3	4	2
UTEP	12	2	1	1	4	--	3	1
Charlotte	11	3	5	--	1	2	--	--

TOP OF THE LEAGUE

Since joining the league in 2013, Louisiana Tech is in the top three for best overall conference record and best home conference record, while leading the league on the road with an overall road conference record of 19-10 since the 2013 campaign.

Best overall conference records (since 2013)

Marshall	38-18
Louisiana Tech	38-19
Middle Tennessee	36-21

Best home conference records (since 2013)

Middle Tennessee	23-5
Marshall	22-6
Louisiana Tech	19-9
North Texas	18-10
WKU	17-7 (joined in 2014)

Best road conference records (2013)

Louisiana Tech	19-10
Marshall	16-12
WKU	14-10 (joined in 2014)
UAB	11-9 (didn't play in 2015 or 2016)

LEADING THE LEAGUE IN TAKEAWAYS

Since joining the league in 2013, Louisiana Tech leads Conference USA with 187 forced turnovers.

COLLECTING THE C-USA AWARDS

Louisiana Tech and Houston are the only two teams that have garnered every individual award in Conference USA history. The Bulldogs have had at least one specialty award winner in each of the last six seasons.

- J'Mar Smith** – 2019 Offensive Player of the Year
- Jaylon Ferguson** – 2018 Defensive Player of the Year
- Teddy Veal** – 2017 Newcomer of the Year
- Skip Holtz** – 2016 Coach of the Year
- Carlos Henderson** – 2016 Offensive Player of the Year,
2016 Special Teams Player of the Year
- Ryan Higgins** – 2016 Most Valuable Player
- Jeff Driskel** – 2015 Newcomer of the Year
- Cody Sokol** – 2014 Newcomer of the Year

QUARTERBACKS BEWARE

In the last four years, Louisiana Tech is first in Conference USA with 142 total sacks. Since joining the league in 2013, LA Tech is second in total sacks with 227.

Most sacks in C-USA in last four years

Louisiana Tech	142
Marshall	141

Most sacks in C-USA since joining league (seven years)

Marshall	241
Louisiana Tech	227
Florida Atlantic	209
North Texas	206

ESPORTS CHALLENGE: TUCKER VS. C-USA

Conference USA hosted a Esports Challenge – Football Edition this summer where each school had a representative play in the tournament. Louisiana Tech's representative, **Israel Tucker**, finished runner-up.

- 1st Round – Defeated UTEP, 42-17
- Quarterfinals – Defeated Rice, 42-0
- Semifinals – Defeated UTSA, 21-16
- Finals – Lost to Old Dominion, 37-6

NATURAL DISASTERS HIT RUSTON

Ruston, La., home of Louisiana Tech, was struck by two natural disasters within the span of 16 months. Ruston was hit by an EF3 tornado with winds up to 150 mph on April 25, 2019, at approximately 1:50 a.m. (CT). The tornado destroyed many homes and buildings, including Louisiana Tech's soccer, softball and baseball complexes. New baseball and softball facilities will be completed prior to the start of their respective seasons, while the soccer complex will be completed by May, 2021.

Hurricane Laura was the first hurricane to ever hit Ruston while still being classified as a hurricane, hitting Ruston as a Cat 1 on Aug. 27, 2020. Hurricane Laura knocked over many trees in Ruston and left most residents, including LA Tech football players, without power for several days.

OUR #0

LA Tech senior wide receiver **Cee Jay Powell** will don the number zero in the 2020 campaign. The NCAA announced in Feb., 2020, that teams can have players wear the number zero in an effort to cut down on duplicate numbers.

BULLDOG BROTHERS

LA Tech redshirt freshman **Jacob Barnes** is lined up to be the Bulldogs' starting kicker and punter for the 2020 campaign. Barnes' older brother, Jonathan, played for Louisiana Tech from 2014-17 as a kicker. **Jonathan Barnes** ranks first in career field goals made (81), field goals attempted (103), extra points made (219) and extra points attempted (226).

BULLDOG BROTHERS - PART II

Louisiana Tech is one of 56 schools with brothers on the same 2020 roster. Junior linebacker **Levi Bell** and freshman defensive lineman **Ben Bell** both joined the Bulldogs for the 2020 season.

PRODUCING THE MVP

Louisiana Tech is one of seven universities with MVPs in both the NFL (**Terry Bradshaw**, 1978) and the NBA (**Karl Malone**, 1997 and 1999). Only Auburn, Louisville, LSU, Michigan State, North Carolina and Texas have also produced MVPs in both the NFL and NBA.

SUCCESS ON THE FIELD AND ON THE COURT

Louisiana Tech is one of four FBS programs with 10+ football wins and 22+ men's basketball wins this past season (Louisiana Tech, Baylor, San Diego State, Oregon).

BAYLOR SEASON OPENER CANCELED

Louisiana Tech's season opener against Baylor on Sept. 12, was postponed due to positive COVID-19 results and contact tracing. With Baylor's announcement of a newly-scheduled game against Houston, the opportunity for the Bears and the Bulldogs to play this year is no longer available under the Big 12's "conference-only plus one" scheduling model. Hurricane Laura caused a loss of power for most Ruston residents and displaced many student-athletes for several days. Prior to the outbreak, LA Tech had one positive test over a three week period. The last time the Bulldogs had a game postponed was LA Tech's 2012 season opener against Texas A&M due to Hurricane Isaac.

ALL-DECADE TEAM (2010-19)

<https://latechsports.com/news/2020/6/30/football-fans-select-latechfb-all-decade-team.aspx>

THE LAST TIME THAT...

LA TECH INDIVIDUAL

OFFENSE

Rushed for 100 yards.....	105, Justin Henderson vs. UTSA (11/30/19)
Rushed for 200 yards.....	207, Kenneth Dixon vs. Southern Miss (11/9/13)
Rushed for 3 touchdowns.....	3, Justin Henderson vs. UMass (10/12/19)
Rushed for 4+ touchdowns.....	6, Kenneth Dixon vs. North Texas (11/7/15)
Had a 70-yard run from scrimmage.....	74, Justin Henderson vs. UMass (10/12/19)
Had an 80-yard run from scrimmage.....	99, Kenneth Dixon at UL-Lafayette (9/6/14)
Had 20 carries.....	22, Justin Henderson vs. Miami (12/26/19)
Had 25 carries.....	25, Kenneth Dixon vs. FIU (9/26/15)
Had 30 carries.....	32, Lennon Creer vs. Central Arkansas (9/10/11)
Passed for 300 yards.....	314, Luke Anthony vs. Houston Baptist (9/26/20)
Passed for 400 yards.....	409, Ryan Higgins vs. Navy (12/23/16)
Passed for 500 yards.....	502, Ryan Higgins at WKU (12/3/16)
Threw for 3 touchdowns.....	5, Luke Anthony vs. Houston Baptist (9/26/20)
Threw for 4+ touchdowns.....	5, Luke Anthony vs. Houston Baptist (9/26/20)
Had a 70-yard pass from scrimmage.....	80, J'Mar Smith vs. North Texas (11/9/19)
Had an 80-yard pass from scrimmage.....	80, J'Mar Smith vs. North Texas (11/9/19)
Had 30 completions.....	34, J'Mar Smith at Texas (8/31/19)
Had 35 completions.....	36, Ryan Higgins at Middle Tennessee (9/24/16)
Had 40 completions.....	44, Colby Cameron vs. Texas A&M (10/13/12)
Had 50 pass attempts.....	51, J'Mar Smith at Texas (8/31/19)
Had 60 pass attempts.....	60, Colby Cameron vs. Utah State (11/1/12)
Had 100 yards receiving.....	104, Adrian Hardy vs. North Texas (11/9/19)
Had 200 yards receiving.....	212, Malik Stanley vs. Southern Miss (10/19/19)
Caught 2 touchdown passes.....	2, Isaiah Graham vs. Houston Baptist (9/26/20)
Caught 3+ touchdown passes.....	2, Wayne Toussant vs. Houston Baptist (9/26/20)
Had 10 receptions.....	11, Adrian Hardy at Southern Miss (11/17/18)
Had 15 receptions.....	7, Trent Taylor at Middle Tennessee (9/24/16)

DEFENSE

Intercepted 2 passes.....	3, Amik Robertson vs. Southern Miss (10/19/19)
Intercepted 3 passes.....	3, Amik Robertson vs. Southern Miss (10/19/19)
Recorded 2 sacks.....	2, Ka'Derrion Mason vs. Southern Miss (10/19/19)
Recorded 3+ sacks.....	4, Willie Baker at Hawai'i (12/22/18)
Had 10 tackles.....	12, Tyler Grubbs vs. Houston Baptist (9/26/20)
Had 15 tackles.....	16, Tyler Grubbs at Southern Miss (9/19/20)
Had 20 tackles.....	20, Quincy Stewart at Texas A&M (9/12/98)
Had 3 tackles for loss.....	3.5, Ka'Derrion Mason vs. Southern Miss (10/19/19)
Had 4+ tackles for loss.....	5.0, Willie Baker at Hawai'i (12/22/18)
Returned an interception for a TD.....	James Jackson (17 yards) vs. UTSA (11/30/19)
Returned a fumble for a TD.....	DeJuawn Oliver (26 yards) vs. Northwestern State (9/2/17)

SPECIAL TEAMS

Made 3 field goals.....	5, Bailey Hale vs. FIU (9/20/19)
Made 4+ field goals.....	5, Bailey Hale vs. FIU (9/20/19)
Made a 50-yard field goal.....	51, Jacob Barnes vs. Houston Baptist (9/26/20)
Had a 60-yard punt.....	66, Davan Dyer vs. Southern (9/8/18)
Returned a punt for a TD.....	Teddy Veal (66 yards) vs. Northwestern State (9/2/17)
Returned a kickoff for a TD.....	Amik Robertson (30 yards) vs. FIU (9/20/19)
Returned a blocked punt for a TD.....	Alex Anderson (2 yards) vs. New Mexico State (11/22/08)
Returned a blocked field goal for a TD.....	LeVander Liggins (54 yards) vs. UTEP (10/4/14)
Returned a blocked PAT for a safety.....	Amik Robertson vs. Mississippi State (9/9/17)

LA TECH TEAM

OFFENSE

300 yards rushing.....	383 vs. UMass (10/12/19)
400 yards rushing.....	408 vs. Idaho (10/20/12)
Rushed for 5 touchdowns.....	5 vs. North Texas (11/9/19)
Rushed for 6+ touchdowns.....	7 vs. North Texas (11/7/15)
Had 50 rushing attempts.....	53 vs. North Texas (11/9/19)
Had 60 rushing attempts.....	61 vs. San Jose State (10/29/11)
400 yards passing.....	427 vs. Southern (9/8/18)
500 yards passing.....	502 at WKU (12/3/16)
600 yards passing.....	602 vs. Boise State (10/3/98)
Threw for 5 touchdowns.....	6 vs. Houston Baptist (9/26/20)
Threw for 6+ touchdowns.....	6 vs. Houston Baptist (9/26/20)
500 yards total offense.....	542 vs. Houston Baptist (9/26/20)
600 yards total offense.....	689 vs. UMass (10/12/19)
700 yards total offense.....	735 vs. Rice (10/29/16)
Scored 50 points.....	66 vs. Houston Baptist (9/26/20)
Scored 60 points.....	66 vs. Houston Baptist (9/26/20)
Scored 70 points.....	76 vs. Rice (11/29/14)
Recorded 30 first downs.....	32 vs. Houston Baptist (9/26/20)
Recorded 35 first downs.....	37 vs. North Texas (11/9/19)

DEFENSE

Registered 5+ sacks.....	9 at Hawai'i (12/22/18)
Forced 4+ turnovers.....	4 vs. Southern Miss (10/19/19)
Scored a safety.....	vs. WKU (11/24/18)
Posted a shutout.....	14-0 vs. Miami (12/26/19)
Held an opponent under 250 total yards.....	227 vs. Miami (12/26/19)
Scored multiple defensive touchdowns.....	2 (2 INT returns) vs. SMU (12/20/17)

SPECIAL TEAMS

Blocked a punt.....	vs. WKU (11/24/18)
Blocked an extra point attempt.....	at South Alabama (9/1/18)
Blocked a field goal attempt.....	at North Texas (9/29/18) (Amik Robertson)

OPPONENT INDIVIDUAL

OFFENSE

Rushed for 100 yards.....	119, Sincere McCormick, UTSA (11/30/19)
Rushed for 200 yards.....	209, Anthony Wales, WKU (12/3/16)
Rushed for 3 touchdowns.....	3, Nick Brossette, LSU (9/22/18)
Rushed for 4+ touchdowns.....	4, Anthony Wales, WKU (12/3/16)
Had a 70-yard run from scrimmage.....	72, Johnny Manziel, Texas A&M (10/13/12)
Had an 80-yard run from scrimmage.....	87, Jacob Hester, LSU (11/10/07)
Had 20 carries.....	25, Brenden Knox, Marshall (11/15/19)
Had 25 carries.....	25, Brenden Knox, Marshall (11/15/19)
Had 30 carries.....	36, Anthony Wales, WKU (12/3/16)
Passed for 300 yards.....	406, Bailey Zappe, Houston Baptist (9/26/20)
Passed for 400 yards.....	406, Bailey Zappe, Houston Baptist (9/26/20)
Passed for 500 yards.....	580, David Piland, Houston (9/8/12)
Threw for 3 touchdowns.....	5, Bailey Zappe, Houston Baptist (9/26/20)
Threw for 4+ touchdowns.....	5, Bailey Zappe, Houston Baptist (9/26/20)
Had a 70-yard pass from scrimmage.....	74, Jack Abarham, Southern Miss (9/19/20)
Had an 80-yard pass from scrimmage.....	83, Ryan Metz, UTEP (11/18/17)
Had 30 completions.....	37, Bailey Zappe, Houston Baptist (9/26/20)
Had 35 completions.....	37, Bailey Zappe, Houston Baptist (9/26/20)
Had 40 completions.....	53, David Piland, Houston (9/8/12)
Had 50 pass attempts.....	58, Bailey Zappe, Houston Baptist (9/26/20)
Had 60 pass attempts.....	77, David Piland, Houston (9/8/12)
Had 100 yards receiving.....	Jerreth Sterns (138) and Ben Ratzlaff (137), Houston Baptist (9/26/20)
Had 200 yards receiving.....	216, Royce Pollard, Hawai'i (10/1/11)
Caught 2 touchdown passes.....	Jerreth Sterns (3) and Ben Ratzlaff (2), Houston Baptist (9/26/20)
Caught 3+ touchdown passes.....	3, Jerreth Sterns, Houston Baptist (9/26/20)
Had 10 receptions.....	Jerreth Sterns (14) and Ben Ratzlaff (10), Houston Baptist (9/26/20)
Had 15 receptions.....	18, Kealoha Pilares, Hawai'i (10/2/10)

DEFENSE

Intercepted 2 passes.....	2, Prudy Calderon, Rice (11/10/18)
Intercepted 3 passes.....	3, Bene Benwikere, San Jose State (11/24/12)
Recorded 2 sacks.....	2, Ladarius Hamilton, North Texas (11/9/19)
Recorded 3+ sacks.....	3.5, Jordan Willis, Kansas State (9/19/15)
Had 10 tackles.....	Patrick Wolfe (13), Brennan Young (13) and Caleb Johnson (11), Houston Baptist (9/26/20)
Had 15 tackles.....	15, Alvin Jones, UTEP (11/18/17)
Had 20 tackles.....	21, Matt Castelo, San Jose State (11/17/07)
Had 3 tackles for loss.....	3.0, Roderick Young, North Texas (11/4/17)
Had 4+ tackles for loss.....	4.0, Sammy Brown, Houston (9/17/11)
Returned an interception for a TD.....	Devonta Foster (26 yards), Southern Miss (11/28/15)
Returned a fumble for a TD.....	Jeffery Simmons (90 yards), Mississippi State (9/9/17)

SPECIAL TEAMS

Made 3 field goals.....	3, Andrew Stein, Southern Miss (10/19/19)
Made 4+ field goals.....	4, Parker Shaunfield, Southern Miss (10/21/17)
Made a 50-yard field goal.....	51, Trevor Moore, North Texas (11/5/16)
Had a 60-yard punt.....	68, Alvin Kenworthy, North Texas (9/29/18)
Returned a punt for a TD.....	Quan Bray (76 yards), Auburn (9/27/14)
Returned a kickoff for a TD.....	De'Michael Harris (100 yards), Southern Miss (10/19/19)
Returned a blocked punt for a TD.....	Jeffery Simmons (0 yards), Mississippi State (9/9/17)
Returned a blocked field goal for a TD.....	Micael Egwuagu (82 yards), UTSA (11/12/16)

OPPONENT TEAM

OFFENSE

300 yards rushing.....	327, Mississippi State (9/9/17)
400 yards rushing.....	415, Rice (11/16/13)
Rushed for 5 touchdowns.....	5, LSU (9/22/18)
Rushed for 6+ touchdowns.....	6, Rice (11/16/13)
Had 50 rushing attempts.....	51, Grambling State (9/7/19)
Had 60 rushing attempts.....	69, Rice (11/16/13)
400 yards passing.....	406, Houston Baptist (9/26/20)
500 yards passing.....	580, Houston (9/8/12)
600 yards passing.....	630, Houston (8/31/91)
Threw for 5 touchdowns.....	5, Houston Baptist (9/26/20)
Threw for 6+ touchdowns.....	6, Fresno State (10/3/92)
500 yards total offense.....	501, Houston Baptist (9/26/20)
600 yards total offense.....	656, WKU (12/3/16)
700 yards total offense.....	733, Rice (11/29/03)
Scored 50 points.....	57, Mississippi State (9/9/17)
Scored 60 points.....	61, Hawai'i (11/11/06)
Scored 70 points.....	73, Houston (8/31/91)
Negative yards rushing.....	31, at Southern Miss (10/25/14)
Recorded 30 first downs.....	30, Southern Miss (10/21/17)
Recorded 40 first downs.....	40, Houston (9/8/12)

DEFENSE

Registered 5+ sacks.....	5, UTSA (11/30/19)
Forced 4+ turnovers.....	4, UMass (10/15/16)
Scored a safety.....	WKU (11/24/18)
Posted a shutout.....	29-0 by Kansas (9/6/08)
Held Tech under 250 total yards.....	238, #18 Mississippi State (11/3/18)

SPECIAL TEAMS

Blocked a punt.....	Mississippi State (9/9/17)
Blocked an extra point attempt.....	Mississippi State (9/9/17)
Blocked a field goal attempt.....	UAB (10/7/17)

LOUISIANA TECH HEAD COACH

HEAD COACH SKIP HOLTZ

NOTRE DAME, 1986

CAREER RECORD (YEARS): 146-107 (21)

SCHOOL RECORD (YEARS): 58-36 (8)



Skip Holtz enters his eighth year as the head coach at Louisiana Tech after former Louisiana Tech University President Dr. Dan Renuau introduced him as the 33rd head football coach of the Bulldogs during a press conference on Friday, Dec. 14, 2012 in the Jarrell Room of the Charles Wylie Athletic Center.

During his tenure, Holtz has built not just a winning program, but a consistent winning program as the Bulldogs have recorded six straight winning seasons and six straight bowl victories.

In 2019, Holtz guided LA Tech to a 10-win season which marked the first time since 1984 that the program produced double-digit victories. The 10th win came in the 2019 Walk On's Independence Bowl as the Bulldogs shut out the Miami Hurricanes, 14-0, in Shreveport. It was the first shutout in Independence Bowl history and the only shutout of the 2019 bowl season. With the victory, the Bulldogs are now the only team in the nation to win six consecutive bowl games from 2014 to 2019 (tied for fifth longest in FBS history).

LA Tech won all six games at Joe Aillet Stadium as well, marking the first time since 1973 that the program produced an undefeated season of 6-0.

In 2018, Holtz guided the Bulldogs to an 8-5 overall record and a 31-14 victory over Hawaii in the 2018 SoFi Hawaii Bowl. This was followed by a 2017 season when the team closed out the regular season with two victories to become bowl eligible and then overpowered SMU, 51-10, in the inaugural DXL Frisco Bowl.

In 2016, Holtz earned Conference USA Coach of the Year honors after he guided the Bulldogs to yet another highly successful campaign as LA Tech finished the season with a 9-5 overall record, a Conference USA West Division title and a thrilling 48-45 victory over No. 25 Navy in the Lockheed Martin Armed Forces Bowl. It marked the Bulldogs' first win over a Top 25 team since 2005.

The 2016 team had arguably the greatest offensive in school history, producing a program-record 620 total points and 7,206 total yards. The Bulldogs averaged 44.3 points per game that year, the second most in FBS. Holtz led another potent offensive team in 2015 to a 9-4 record after dismantling Arkansas State, 47-28, in the R+L Carriers New Orleans Bowl.

It was in his second season at the helm that the program started its winning streak as Holtz and the Bulldogs enjoyed a five-win improvement, going 9-5 and taking the Conference USA West Division title in the program's second year as a member of the league. The season was capped off with a 35-18 win over Big Ten opponent Illinois in the Zaxby's Heart of Dallas Bowl at Cotton Bowl Stadium.

In 2014, Holtz engineered an offense that was ranked fourth most improved with an average of 37.4 points per game, while Louisiana Tech was the national leader in points off of turnovers on the defensive side of the ball.

In his first season, Holtz inherited a team that lost 35 seniors with seven being invited to NFL camps (two through the NFL Draft) and brought together the team as it entered a new conference (Conference USA) under a new President and new Athletics Director, going 4-8.

In his seven years at LA Tech, Holtz has amassed 56 victories as head coach which is the third most in program history. He has had 14 players selected in the NFL Draft, the most in C-USA. Among them are defensive tackle Vernon Butler who was selected in the first round of the 2016 NFL Draft by the Carolina Panthers with the 30th overall selection as well as defensive backs L'Jarvis Sneed and Amik Robertson who were taken with back-to-back picks in the fourth round of the 2020 NFL Draft by the Kansas City Chiefs and Las Vegas Raiders, respectively.

Holtz has coached five All-Americans and 48 All-Conference USA selections (first or second team) while having seven players garner specialty awards -- Cody Sokol (2014 C-USA Newcomer of the Year), Jeff Driskel (2015 C-USA Newcomer of the Year), Ryan Higgins (2016 C-USA Most Valuable Player), Carlos Henderson (2016 C-USA Offensive Player of the Year and Special Teams Player of the Year), Teddy Veal (2017 C-USA Newcomer of the Year), Jaylon Ferguson (2018 C-USA Defensive Player of the Year) and J'Mar Smith (2019 C-USA Offensive Player of the Year).

Holtz had spent the past three seasons as the head football coach at the University of South Florida. He also served as the head coach at the University of Connecticut and East Carolina University where he won back-to-back Conference USA titles with the Pirates in 2008 and 2009. He also led his teams to five consecutive post-season bowl games between 2006 and 2010.

Holtz has participated in 21 postseason games in his coaching career, including 13 as a head coach and eight as an assistant coach. Of the 13 games as head coach, 11 occurred in the Football Bowl Subdivision (FBS) and two occurred in the Football Championship Subdivision (FCS).

In his first season at South Florida, Holtz promptly led the Bulls to their fifth consecutive eight-win season, making them one of just 15 teams nationally that had won at least eight games during that time span and one of only 10 teams in BCS leagues to accomplish the feat. In addition, USF played in its sixth consecutive bowl game, a 31-26 victory over Clemson in the Meineke Car Care Bowl. At the time, USF was one of just six programs nationally that had reached postseason play in each year as a BCS league member. In addition, with the victory, USF was one of just four programs that had won three consecutive bowl games.

In 2010, USF accomplished numerous firsts under Holtz. The Bulls won at Cincinnati and at Louisville for the first time in program history and beat Rutgers in Tampa for the first time. In addition, USF traveled to Miami and defeated the Hurricanes in an overtime thriller, 23-20, marking the Bulls' first win over Miami in program history.

The 2011 season showed major improvement on the field, if not in the record, as USF finished 5-7 thanks to numerous heartbreaking defeats. After starting 4-0, including a huge win at Notre Dame to open the season, the Bulls dropped six of their final seven games by a combined 28 points or 4.7 points per game. Included in those six losses were four 3-point defeats, three of which came on the final play of the game. USF was the only team in the nation that lost three games at the final gun.

Looking past the wins and losses, the Bulls improved in virtually every statistical category, especially on offense. USF improved its national ranking in total offense 75 spots from 2010 to 2011, the largest jump of any school in the country. The biggest improvement came in the passing game, where USF improved by 85 yards per game. Only two teams saw a greater jump in the passing offense national rankings. In addition, the Bulls improved 39 spots in rushing offense. Defensively, the Bulls finished second nationally in TFL and fourth in sacks and in the top 40 in run defense, total defense and scoring defense.

Holtz went to USF after five seasons at East Carolina, where he won back-to-back Conference USA Championships in 2008 and '09 and finished with a 38-27 record. Holtz also spent five years as head coach at Connecticut, where he amassed a 34-23 record.

Holtz led ECU to unprecedented heights, including four-straight winning seasons, a quartet of bowl game appearances and the back-to-back league crowns. A once-proud program, Holtz quickly revived the Pirates, which had stumbled to record just three wins in a 25-game period in the two-plus seasons prior to his arrival in 2005.

He promptly instilled a sense of pride, commitment, character and discipline into a Pirate team that went on to reward its loyal and passionate fan base with the school's first-ever run of four consecutive bowl invitations and the program's first four-year streak of winning seasons since the 1970s.

The drastic turnaround at ECU, which included a 7-6 finish in 2006, an 8-5 ledger in 2007, a 9-5 mark in 2008 and another nine-win campaign in 2009, coincided with dramatic school-record attendance increases at Dowdy-Ficklen Stadium.

While the initial success in 2005 relied heavily on a wide-open offensive assault, it was a no-nonsense and fundamentally-sound defensive effort that launched the Pirates back into college football's competitive arena a year later.

Holtz followed by using a combination of both in 2007, offering a well-balanced offense and a run-stopping, ball-hawking defense to lead East Carolina to its highest Conference USA win total in school history at that time. The Pirates ended up just one victory shy of earning a berth in the league championship game, despite playing one of the toughest schedules in program history, which was loaded with four Bowl Championship Series members.

In addition to guiding ECU to its first postseason win since 2000 with a 41-38 victory over No. 24 Boise State in the Sheraton Hawai'i Bowl, Holtz fine-tuned the efforts of running back Chris Johnson, who was college football's national statistical champion in all-purpose yards. Johnson also became the program's second first-round draft choice (first since 1992) when the Tennessee Titans selected him with their initial pick in April, 2008. Johnson went on to be named the 2009 NFL Offensive Player of the Year.

In 2008, Holtz' Pirates earned a spot in the Conference USA Championship game. ECU defeated Tulsa to claim the program's first conference title in 32 years, earning a bid to the AutoZone Liberty Bowl. During that season, Holtz led the Pirates to a No. 14 ranking in the polls and victories over No. 17 Virginia Tech and No. 8 West Virginia.

LOUISIANA TECH HEAD COACH CONT.

Holtz continued his success at East Carolina in 2009, leading the Pirates to a second consecutive Conference USA Championship. They became the first team in C-USA Championship game history to post consecutive victories.

Prior to his time in Greenville, Holtz spent six seasons at South Carolina. He wore several hats during his tenure with the Gamecocks, coaching the quarterbacks his first four seasons, before handling the tight ends in 2003 and then returning to guide the signal-callers in '04. He displayed his all-around abilities as a coach in working closely with the Gamecock offense in addition to handling a variety of duties as assistant head coach under his father, the legendary Lou Holtz.

While at South Carolina, Holtz was recognized as an Assistant Coach-of-the-Year in 2001 by the All-American Football Foundation. That year, the Gamecocks ranked second in the Southeastern Conference in rushing offense, and under Holtz's tutelage, senior Phil Petty went on to lead South Carolina to 17 victories in his last 23 starts, including back-to-back Outback Bowl wins over Ohio State in 2001 (24-7) and '02 (31-28).

Holtz went to South Carolina after a successful five-year stint as head coach at fellow BIG EAST school, Connecticut. While at UConn, he led the Huskies to their best season in school history, up to that point, in 1998 and was recognized as one of the top young coaching talents in the country.

Holtz has been credited for developing high-powered and prolific offenses throughout his coaching career. During his last season at Connecticut, he led the Huskies to a then-school-record 10 victories and an appearance in the quarterfinal round of the NCAA Division I-AA playoffs. His team ranked 11th nationally in scoring offense and averaged nearly 36 points per game.

During his five-year tenure as head coach at UConn, Holtz guided the Huskies' program to national top 25 rankings the last four seasons and unprecedented success in the school's 100-year football history, which provided a firm foundation for the school's eventual move to the FBS level in 2002.

The success Holtz earned on the field at Connecticut during his first head coaching tenure was matched by his involvement in the community as a successful speaker, clinician and humanitarian - often donating his time and effort to many charitable and educational organizations. He served as the honorary chairman for Camp Courant in Hartford for four consecutive years, helping fund-raising efforts to send more than 1,000 under-privileged area children to recreational and educational camps during the summer. Holtz was also actively involved with the American Diabetes Association, serving as an honorary chairman and member of the Board of Trustees for two years.

Holtz was honored in 1996 with the National Football Foundation Man-of-the-Year Award and was a member of the Foundation's ethics committee. He was also the recipient of the Franciscan Life Center's St. Francis Award in 1995, an honor given for his dedication and support of Christian values and outstanding athletic achievements.

Prior to taking the head coaching job at UConn, Holtz worked on the offensive staff under his father at Notre Dame. He spent four years at Notre Dame and served as the Fighting Irish's offensive coordinator during the 1992 and '93 seasons.

During those years, Holtz was in charge of one of the country's most potent offensive attacks - a period in which the Irish compiled a 21-2-1 record. The 1992 Notre Dame offense ranked third nationally in total offense, averaging better than 470 yards per game. The 1993 Irish offense, despite the loss of All-America running backs Jerome Bettis and Reggie Brooks, ended the season ranked No. 9 in scoring offense (36.6 points per game). During Holtz's two seasons as offensive coordinator at Notre Dame, the Irish offense averaged nearly 37 points per game.

Holtz has also served on the coaching staffs at Florida State and Colorado State. While serving on Bobby Bowden's FSU staff in 1987 and '88, the Seminoles rolled to a 22-2 record, captured the Sugar and Fiesta Bowl titles and earned a No. 2 and No. 3 national rank, respectively.

In all, he has been involved in eight New Year's Day bowl games during his coaching career. Prior to his stint at South Carolina, the overall record of teams he had been associated with as an assistant coach was an impressive 67-15-2.

Born March 12, 1964, in Willimantic, Connecticut, Louis "Skip" Holtz spent the first two years of his life in Connecticut, while his father served as the top football assistant on the Huskies' staff from 1964-65. He was a prep quarterback at Fayetteville (Ark.) High School, while his father was the head coach at the University of Arkansas.

He attended Holy Cross Junior College in South Bend, Ind., for two years before transferring to Notre Dame in 1984. Holtz earned his bachelor's degree in business management in 1986 and was a football letterwinner for the Irish that same year, appearing in all 11 games as a special teams member and backup flanker.

Skip and his wife, Jennifer, are the parents of three children: Louis Leo (Trey) Holtz III (currently on staff as the inside receivers coach), Chad Fitzgerald Holtz and Hailey Elizabeth Holtz.



SKIP HOLTZ FILE

BOWL/POSTSEASON EXPERIENCE

Year	Bowl/Postseason Round	Final Score
1988	Fiesta Bowl	Florida State 31 , Nebraska 28 (No. 2 final national rank)
1989	Sugar Bowl	Florida State 13 , Auburn 7 (No. 3 final national rank)
1991	Orange Bowl	Colorado 10, Notre Dame 9 (No. 6 final national rank)
1992	Sugar Bowl	Notre Dame 39 , Florida 28 (No. 13 final national rank)
1993	Cotton Bowl	Notre Dame 28 , Texas A&M 3 (No. 4 final national rank)
1994	Cotton Bowl	Notre Dame 24 , Texas A&M 21 (No. 2 final national rank)
1998	NCAA Division I-AA Playoffs	UConn 42 , Hampton 34 Georgia Southern 52, UConn 30
2001	Outback Bowl	South Carolina 24 , Ohio State 7 (No. 19 final national rank)
2002	Outback Bowl	South Carolina 31 , Ohio State 28 (No. 13 final national rank)
2006	PapaJohns.com Bowl	South Florida 24, East Carolina 7
2007	Sheraton Hawai'i Bowl	East Carolina 41 , Boise State 38
2008	AutoZone Liberty Bowl	Kentucky 25, East Carolina 19
2009	AutoZone Liberty Bowl	Arkansas 20, East Carolina 17 (OT)
2010	Meineke Car Care Bowl	South Florida 31 , Clemson 26
2014	Zaxby's Heart of Dallas Bowl	Louisiana Tech 35 , Illinois 18
2015	R+L Carriers New Orleans Bowl	Louisiana Tech 47 , Arkansas State 28
2016	Lockheed Martin Armed Forces Bowl	Louisiana Tech 48 , Navy 45
2017	DXL Frisco Bowl	Louisiana Tech 51 , SMU 10
2018	SoFi Hawai'i Bowl	Louisiana Tech 31 , Hawai'i 14
2019	Walk On's Independence Bowl	Louisiana Tech 14 , Miami (Fla.) 0

COACHING RECORDS

Years	School	Record (Pct.)/Years	Position
1987-88	Florida State	22-2 (.917)/2 Years	Graduate Assistant Coach
1989	Colorado State	5-5-1 (.500)/1 Year	Assistant Coach
1990-93	Notre Dame	40-8-1 (.827)/4 Years	Assistant Coach
1994-98	Connecticut	34-23 (.596)/5 Years	Head Coach
1999-2004	South Carolina	33-37 (.471)/6 Years	Assistant Coach
2005-09	East Carolina	38-27 (.584)/5 Years	Head Coach
2010-12	South Florida	16-21 (.432)/3 Years	Head Coach
2013-Present	Louisiana Tech	58-36 (.617)/8 years	Head Coach
Totals	Head Coach	146-107 (.577)/21 years	
	Assistant Coach	100-52-2 (.650)/13 Years	
	Collegiate Coach	246-159-2 (.604)/33 years	

PLAYING EXPERIENCE

Years	School	Years Lettered (Position)
1979-82	Fayetteville HS, Fayetteville, Ark.	4 (QB)
1986	Notre Dame, South Bend, Ind.	1 (special teams/flanker)

EDUCATION

Years	School	Degree
1986	University of Notre Dame	B.S. in business management

PERSONAL INFORMATION

Full Name: Louis Leo "Skip" Holtz
Born: March 12, 1964 in Willimantic, Conn.
Wife: the former Jennifer Fitzgerald of Port Charlotte, Fla.
Children: Louis Leo "Trey" Holtz, III; Chad Fitzgerald Holtz; Hailey Elizabeth Holtz

JOE AILLET STADIUM



JOE AILLET IS A TOUGH PLACE TO PLAY

It's always nice to be home and Louisiana Tech has experienced recent success in the confines of Joe Aillet Stadium. LA Tech has posted a 103-41 record at home since joining the ranks of Division I-A/FBS in 1988, a winning percentage of 71.5 percent.

WINNING AT THE JOE

Louisiana Tech was undefeated at Joe Aillet Stadium in the 2019 season after posting wins over Grambling State (20-14), FIU (43-31), UMass (69-21), Southern Miss (45-30), North Texas (52-17) and UTSA (41-27).

JOE AILLET STADIUM FUN FACT

NFL Hall of Famer and four-time Super Bowl Champion Terry Bradshaw threw the first touchdown pass in the history of Joe Aillet Stadium connecting with Buster Herren from five yards out against East Carolina on Sept. 28, 1968. Tech went on to win the game 35-7.

HOME OPENERS AT THE JOE

Since Joe Aillet Stadium opened in 1968, Louisiana Tech has won 44 home openers at "The Joe" with a record of 44-8-1 over that span. If you go back to 1988 when the Bulldogs made the transition to Division I, LA Tech has dominated when playing on its home turf with a record of 29-4 in home openers.

TOP DOG WATCHERS AT THE JOE

HOME GAMES AT JOE AILLET STADIUM

28,714	UL-Monroe	Sept. 13, 1997
28,100	Mississippi State.....	Sept. 9, 2007
27,905	Southern	Sept. 5, 2015
27,360	UL-Monroe	Dec. 13, 1999
26,910	UL-Lafayette	Oct. 3, 2015
26,004	Northwestern State	Sept. 20, 2014
25,614	Utah State.....	Nov. 17, 2012
25,224	Mississippi State.....	Aug. 30, 2008
25,212	Hawai'i	Oct. 2, 2011
24,975	UL-Monroe	Sept. 12, 1987

Note: Joe Aillet Stadium has hosted 52 games with crowds over 20,000.

ATTENDANCE HISTORY AND RECORDS

Year	Attendance	Games	Avg.	In Ruston	Games	Avg.	Year	Attendance	Games	Avg.	In Ruston	Games	Avg.
1989	57,900	3	19,300	57,900	3	19,300	2005	82,080	5	16,416	82,080	5	16,416
1990	85,430	5	17,086	85,430	5	17,086	2006	72,928	5	14,586	72,928	5	14,586
1991	69,125	4	17,281	69,125	4	17,281	2007	92,812	5	18,562	92,812	5	18,562
1992	70,450	4	17,613	70,450	4	17,613	2008	108,121	6	18,020	108,121	6	18,020
1993	44,400	4	11,100	44,400	4	11,100	2009	100,000	5	20,000	100,000	5	20,000
1994	70,368	5	14,074	70,368	5	14,074	2010	116,908	6	19,485	116,908	6	19,485
1995	66,260	4	16,565	47,565	3	15,855	2011	107,592	5	21,518	107,592	5	21,518
1996	96,185	5	19,237	66,716	4	16,679	2012	155,045	6	25,841	114,592	5	22,918
1997	105,866	5	21,173	81,054	4	20,264	2013	93,332	5	18,666	93,332	5	18,666
1998	83,738	5	16,748	83,738	5	16,748	2014	100,272	5	20,054	100,272	5	20,054
1999	101,633	4	25,408	61,305	3	20,435	2015	125,863	6	20,977	125,863	6	20,977
2000	66,542	4	16,636	66,542	4	16,636	2016	102,059	5	20,412	102,059	5	20,412
2001	81,730	4	20,432	59,225	3	19,742	2017	142,626	7	20,375	142,626	7	20,375
2002	92,383	5	18,477	51,725	3	17,242	2018	87,623	5	17,525	87,623	5	17,525
2003	103,890	5	20,778	60,611	4	15,153	2019	122,631	6	20,438	122,631	6	20,438
2004	87,740	5	17,548	80,027	4	20,007	2020	7,140	2	3,570	7,140	1	7,140

2020 STATISTICS

RECORD

	Overall	Home	Away	Neutral
All Games:	2-0	1-0	1-0	0-0
Conference:	1-0	0-0	1-0	0-0
Non-Conference:	1-0	1-0	0-0	0-0

TEAM STATISTICS

Category	TECH	OPP
SCORING		
Points Per Game	48.5	34.0
Points Off Turnovers	17	14
FIRST DOWNS		
Rushing	23	16
Passing	27	27
Penalty	8	4
RUSHING YARDAGE		
Yards gained rushing	393	283
Yards lost rushing	48	59
Rushing Attempts	77	58
Average Per Rush	4.5	3.9
Average Per Game	172.5	112.0
TDs Rushing	3	1
PASSING YARDAGE		
Comp-Att-Int	47-73-2	61-90-2
Average Per Pass	7.9	7.4
Average Per Catch	12.3	11.0
Average Per Game	289.0	335.0
TDs Passing	10	8
TOTAL OFFENSE		
Total Plays	150	148
Average Per Play	6.2	6.0
Average Per Game	461.5	447.0
KICK RETURNS: #-Yards	7-176	8-192
PUNT RETURNS: #-Yards	2-44	1-1
INT RETURNS: #-Yards	2-50	2-60
KICK RETURN AVERAGE	25.1	24.0
PUNT RETURN AVERAGE	22.0	1.0
INT RETURN AVERAGE	25.0	30.0
FUMBLES-LOST	3-0	1-1
PENALTIES-Yards	12-93	21-192
Average Per Game	46.5	96.0
PUNTS-Yards	4-124	7-284
Average Per Punt	31.0	40.6
Net punt average	30.8	34.3
KICKOFFS-Yards	17-980	13-759
Average Per Kick	57.6	58.4
Net kick average	39.0	39.1
TIME OF POSSESSION/Game	31:33	28:27
3RD-DOWN Conversions	14/27	19/32
3rd-Down Pct	52%	59%
4TH-DOWN Conversions	4/5	2/3
4th-Down Pct	80%	67%
SACKS BY-Yards	5-50	4-31
MISC YARDS	0	0
TOUCHDOWNS SCORED	13	9
FIELD GOALS-ATTEMPTS	2-2	2-2
ON-SIDE KICKS	0-0	0-0
RED-ZONE SCORES	(9-10) 90%	(10-10) 100%
RED-ZONE TOUCHDOWNS	(8-10) 80%	(8-10) 80%
PAT-ATTEMPTS	(13-13) 100%	(8-8) 100%
ATTENDANCE	7140	0
Games/Avg Per Game	1/7140	1/0
Neutral Site Games		0/0

SCORE BY QUARTERS

	1st	2nd	3rd	4th	OT	Total
Louisiana Tech	24	24	28	21	-	97
Opponents	14	16	21	17	-	68

RESULTS

Date	Opponent	Score	Att.
Sept. 19, 2020	at Southern Miss*	W 31-30	---
Sept. 26, 2020	HOUSTON BAPTIST	W 66-38	7,140
Oct. 2, 2020	at BYU		
Oct. 10, 2020	UTEP*		
Oct. 17, 2020	MARSHALL*		
Oct. 24, 2020	at UTSA*		
Oct. 31, 2020	UAB*		
Nov. 7, 2020	at North Texas*		
Nov. 14, 2020	RICE*		
Nov. 21, 2020	vs. ULM		
Nov. 28, 2020	at FIU*		

RUSHING

Player	GP	Att	Gain	Loss	Net	Avg	TD	Long	Avg/G
HENDERSON, J.	2	29	148	2	146	5.0	1	34	73.0
TUCKER, Israel	2	20	128	0	128	6.4	0	31	64.0
GARNER, Greg	2	13	60	0	60	4.6	1	24	30.0
ALLEN, Aaron	2	5	23	14	9	1.8	0	16	4.5
JOHNSON, J.	2	1	6	0	6	6.0	0	6	3.0
ANTHONY, Luke	2	8	28	26	2	0.2	1	11	1.0
TEAM	1	1	0	6	-6	-6.0	0	0	-6.0
Total.....	2	77	393	48	345	4.5	3	34	172.5
Opponents...	2	58	283	59	224	3.9	1	27	112.0

PASSING

Player	G	Effic	C-A-I	Pct	Yds	TD	Lng	Avg/G
ANTHONY, Luke	2	182.93	30-51-1	58.8	463	8	44	231.5
ALLEN, Aaron	2	125.58	16-21-1	76.2	108	1	16	54.0
ELLIOTT, Westin	1	488.80	1-1-0	100.0	7	1	7	7.0
Total.....	2	170.62	47-73-2	64.4	578	10	44	289.0
Opponents.....	2	155.20	61-90-2	67.8	670	8	74	335.0

RECEIVING

Player	G	No.	Yds	Avg	TD	Long	Avg/G
HARRIS, Smoke	2	10	89	8.9	1	35	44.5
HARDY, Adrian	2	9	148	16.4	1	32	74.0
HEBERT, Griffin	2	7	95	13.6	2	24	47.5
GRAHAM, Isaiah	2	4	41	10.2	2	15	20.5
POWELL, Cee Jay	2	4	19	4.8	0	6	9.5
HENDERSON, J.	2	4	8	2.0	0	6	4.0
TOUSSANT, Wayne	2	3	91	30.3	2	44	45.5
MAXWELL, Kyle	2	3	29	9.7	1	15	14.5
JOHNSON, Jawaun	2	2	44	22.0	1	41	22.0
GARNER, Greg	2	1	14	14.0	0	14	7.0
Total.....	2	47	578	12.3	10	44	289.0
Opponents.....	2	61	670	11.0	8	74	335.0

PUNT RETURNS

Player	No.	Yds	Avg	TD	Long
HARRIS, Smoke	2	44	22.0	0	35
Total.....	2	44	22.0	0	35
Opponents.....	1	1	1.0	0	0

INTERCEPTIONS

Player	No.	Yds	Avg	TD	Long
HALL, Deshon	1	23	23.0	0	23
WILLIAMSON, B.	1	27	27.0	0	27
Total	2	50	25.0	0	27
Opponents	2	60	30.0	0	45

KICK RETURNS

Player	No.	Yds	Avg	TD	Long
TOUSSANT, Wayne	5	146	29.2	0	35
GRAHAM, Isaiah	2	30	15.0	0	20
Total.....	7	176	25.1	0	35
Opponents.....	8	192	24.0	0	48

FUMBLE RETURNS

Player	No.	Yds	Avg	TD	Long
Total.....	0	0	0.0	0	0
Opponents.....	0	0	0.0	0	0



Senior running back Israel Tucker



Senior wide receiver Isaiah Graham

2020 STATISTICS

SCORING

Player	TD	FGs	PATs				DXP	Saf	Pts
			Kick	Rush	Rcv	Pass			
BARNES, Jacob	0	2-2	13-13	0-0	0	0-0	0	0	19
GRAHAM, Isaiah	2	0-0	0-0	0-0	0	0-0	0	0	12
HEBERT, Griffin	2	0-0	0-0	0-0	0	0-0	0	0	12
TOUSSANT, Wayne	2	0-0	0-0	0-0	0	0-0	0	0	12
HENDERSON, J.	1	0-0	0-0	0-0	0	0-0	0	0	6
ANTHONY, Luke	1	0-0	0-0	0-0	0	0-0	0	0	6
MAXWELL, Kyle	1	0-0	0-0	0-0	0	0-0	0	0	6
JOHNSON, Jawaun	1	0-0	0-0	0-0	0	0-0	0	0	6
HARDY, Adrian	1	0-0	0-0	0-0	0	0-0	0	0	6
HARRIS, Smoke	1	0-0	0-0	0-0	0	0-0	0	0	6
GARNER, Greg	1	0-0	0-0	0-0	0	0-0	0	0	6
Total.....	13	2-2	13-13	0-0	0	0-0	0	0	97
Opponents.....	9	2-2	8-8	0-1	0	0-0	0	0	68

FIELD GOALS

Player	FGM-FGA	Pct	01-19	20-29	30-39	40-49	50-99	Lg	Blk
BARNES, JACOB	2-2	100.0	0-0	1-1	0-0	0-0	1-1	51	0

FIELD GOAL SEQUENCE

Numbers in parentheses indicate field goal was made.

Game	Louisiana Tech	Opponents
at Southern Miss*	(28)	(37)
HOUSTON BAPTIST	(51)	(42)
at BYU		
UTEP*		
MARSHALL*		
at UTSA*		
UAB*		
at North Texas*		
RICE*		
vs. ULM		
at FIU*		

PUNTING

Player	No.	Yds	Avg	Long	TB	FC	I20	50+	Blkd
BARNES, Jacob	4	124	31.0	41	0	1	0	0	0

KICKOFFS

Player	No.	Yds	Avg	TB	OB	Retn	Net	YdLn
SIEMIENIEC, G.	17	980	57.6	5	0	-	-	-
Total.....	17	980	57.6	5	0	192	39.0	26
Opponents.....	13	759	58.4	3	2	176	39.1	25

TOTAL OFFENSE

Player	G	Plays	Rush	Pass	Total	Avg/G
ANTHONY, Luke	2	59	2	463	465	232.5
HENDERSON, J.	2	29	146	0	146	73.0
TUCKER, Israel	2	20	128	0	128	64.0
ALLEN, Aaron	2	26	9	108	117	58.5
GARNER, Greg	2	13	60	0	60	30.0
ELLIOTT, Westin	1	1	0	7	7	7.0
JOHNSON, Jawaun	2	1	6	0	6	3.0
TEAM	1	1	-6	0	-6	-6.0
Total.....	2	150	345	578	923	461.5
Opponents.....	2	148	224	670	894	447.0

ALL-PURPOSE

Player	G	Rush	Rec	PR	KOR	IR	Total	Avg/G
TOUSSANT, Wayne	2	0	91	0	146	0	237	118.5
HENDERSON, J.	2	146	8	0	0	0	154	77.0
HARDY, Adrian	2	0	148	0	0	0	148	74.0
HARRIS, Smoke	2	0	89	44	0	0	133	66.5
TUCKER, Israel	2	128	0	0	0	0	128	64.0
HEBERT, Griffin	2	0	95	0	0	0	95	47.5
GARNER, Greg	2	60	14	0	0	0	74	37.0
GRAHAM, Isaiah	2	0	41	0	30	0	71	35.5
JOHNSON, Jawaun	2	6	44	0	0	0	50	25.0
MAXWELL, Kyle	2	0	29	0	0	0	29	14.5
WILLIAMSON, B.	2	0	0	0	0	27	27	13.5
HALL, Deshon	2	0	0	0	0	23	23	11.5
POWELL, Cee Jay	2	0	19	0	0	0	19	9.5
ALLEN, Aaron	2	9	0	0	0	0	9	4.5
ANTHONY, Luke	2	2	0	0	0	0	2	1.0
TEAM	1	-6	0	0	0	0	-6	-6.0
Total.....	2	345	578	44	176	50	1193	596.5
Opponents.....	2	224	670	1	192	60	1147	573.5



Redshirt freshman kicker/punter **Jacob Barnes**

2020 DEFENSIVE LEADERS

No.	Defensive Leaders	GP-GS	-----Tackles-----			TFL/Yds	--Sacks--		---Pass Def---		QBH	--Fumbles--		Blkd Kick	Saf
			Solo	Ast	Total		No-Yards	Int-Yds	BrUp	Rcv-Yds		FF			
52	GRUBBS, Tyler	2	9	19	28	2.0-6	.	.	1	
46	BARNETT, E.	2	7	7	14	2.0-3	
4	WILLIAMSON, B.	2	5	7	12	0.5-0	.	.	1-27	
30	WOODS, Cedric	2	4	5	9	.	.	.	1	
7	COLE, Jaiden	2	6	3	9	
3A	BALDWIN, Trey	1	6	3	9	
54	WALKER, Allen	2	1	7	8	
97	WILLIAMS, M.	2	3	5	8	2.5-18	2.0-17	.	.	1	
1	LADLER, Khalil	2	4	4	8	
17	CALHOUN, B.	2	4	3	7	
47	KENDZIOR, Eric	2	2	4	6	1.0-8	1.0-8	
42	DICKEY, Joren	1	2	4	6	
95	WILBON, Gerald	2	.	4	4	
36	MYLES, Jordan	2	1	2	3	
94	ROSE, Keivie	2	.	3	3	.	.	.	1	
93	HALL, Deshon	2	.	3	3	.	.	.	1-23	
20	FISHER, K.	2	.	2	2	
43	ALLEN, Tristan	2	1	1	2	1.0-23	1.0-23	
99	WELLS, Malik	2	.	2	2	
55	BELL, Levi	1	1	1	2	1.0-2	1.0-2	.	.	2	
6	HARDY, Adrian	2	1	.	1	
37	WRIGHT, Cam	2	.	1	1	1-0	.	.	
33	HENDERSON, J.	2	1	.	1	
82	ADAMS, Doyle	2	1	.	1	
96	BELL, Ben	1	1	.	1	
98	RHINES, Calvin	1	.	1	1	
19	MARSHALL, Taz	1	.	1	1	
18	WESSEL, Trent	2	.	1	1	
2	HANNIBAL, Zach	1	1	.	1	
91	SHAW, Steven	2	1	.	1	
56	CLARK, Mykol	2	.	1	1	
2B	PARKER, Zach	2	.	1	1	
26	TURNER, M.	1	.	1	1	
Total.....		2	62	96	158	10-60	5-50	2-50	3	3	1-0	.	.	.	
Opponents.....		2	67	96	163	7.0-40	4-31	2-60	9	4	.	1	.	.	



Freshman linebacker Tyler Grubbs

2020 GAME-BY-GAME STATS

GAME-BY-GAME SUMMARIES

Game	Score	-----RUSHING-----				-----RECEIVING-----				-----PASSING-----				-----KICK RET-----				-----PUNT RET-----				Total off		
		No.	Yds	TD	Lg	No.	Yds	TD	Lg	Cmp	Att	Int	Yds	TD	Lg	No	Yds	TD	Lg	No	Yds		TD	Lg
LA Tech	31	42	163	0	24	24	218	4	35	24	35	1	218	4	35	3	66	0	30	0	0	0	0	381
Southern Miss	30	30	129	1	27	24	264	3	74	24	32	1	264	3	74	5	149	0	48	0	0	0	0	393
LA Tech	66	35	182	3	34	23	360	6	44	23	38	1	360	6	44	4	110	0	35	2	44	0	35	542
Houston Baptist	38	28	95	0	18	37	406	5	48	37	58	1	406	5	48	3	43	0	17	1	1	0	0	501
BYU																								
LA Tech																								
UTEP																								
LA Tech																								
Marshall																								
LA Tech																								
UTSA																								
LA Tech																								
UAB																								
LA Tech																								
North Texas																								
LA Tech																								
Rice																								
LA Tech																								
ULM																								
LA Tech																								
FIU																								
Totals		58	224	1	27	61	670	8	74	61	90	2	670	8	74	8	192	0	48	1	1	0	0	894
Louisiana Tech		77	345	3	34	47	578	10	44	47	73	2	578	10	44	7	176	0	35	2	44	0	35	923

Games: 2
 Avg/rush: 3.9
 Avg/catch: 11.0
 Pass effic: 155.20
 KR avg: 24.0
 PR avg: 1.0
 All purpose avg/game: 573.5
 Total offense avg/gm: 447.0

DEFENSIVE GAME-BY-GAME SUMMARIES

Team	Score	-----TACKLES-----				-----SACKS-----		--FUMBLE--		-----Pass Defense-----				Blkd Kick	-----PAT Attempts-----			-----Off-----					
		Solo	Ast	Total	TFL-Yds	No-Yds	FF	FR-Yds	Int-Yds	QBH	Brk	Att	Mad		Run	Rcv	Saf	T/O	Pts				
LA Tech	31	22	62	84	6.0-25	2.0-16	0	0-0	1-23	0	0	0	0	0	4-4	0	0	0	0	7	31		
Southern Miss	30	35	56	91	6.0-34	3.0-25	1	0-0	1-15	2	4	0	0	0	3-3	0	0	0	0	7	30		
LA Tech	66	67	96	163	7.0-40	4.0-31	1	0-0	2-60	4	9	0	0	0	8-8	0	0	0	0	10	68		
Houston Baptist	38	32	40	72	1.0-6	1.0-6	0	0-0	1-45	2	5	0	0	0	5-5	0	0	0	0	7	38		
LA Tech																							
BYU																							
LA Tech																							
UTEP																							
LA Tech																							
Marshall																							
LA Tech																							
UTSA																							
LA Tech																							
UAB																							
LA Tech																							
North Texas																							
LA Tech																							
Rice																							
LA Tech																							
ULM																							
LA Tech																							
FIU																							
Total		67	96	163	7.0-40	4.0-31	1	0-0	2-60	4	9	0	0	0	8-8	0	0	0	0	17	68		
Louisiana Tech		62	96	158	10.0-60	5.0-50	0	1-0	2-50	3	3	0	0	0	13-13	0	0	0	0	14	97		

2020 SUPERLATIVES

LA TECH INDIVIDUAL GAME HIGHS

Rushes	18	HENDERSON, J. at Southern Miss (Sep 19, 2020)
Yards Rushing	77	HENDERSON, J. vs Houston Baptist (Sep 26, 2020)
TD Rushes	1	GARNER, Greg vs Houston Baptist (Sep 26, 2020)
		ANTHONY, Luke vs Houston Baptist (Sep 26, 2020)
		HENDERSON, J. vs Houston Baptist (Sep 26, 2020)
Long Rush	34	HENDERSON, J. vs Houston Baptist (Sep 26, 2020)
Pass attempts	30	ANTHONY, Luke vs Houston Baptist (Sep 26, 2020)
Pass completions	17	ANTHONY, Luke vs Houston Baptist (Sep 26, 2020)
Yards Passing	314	ANTHONY, Luke vs Houston Baptist (Sep 26, 2020)
TD Passes	5	ANTHONY, Luke vs Houston Baptist (Sep 26, 2020)
Long Pass	44	ANTHONY, Luke vs Houston Baptist (Sep 26, 2020)
Receptions	5	HARRIS, Smoke at Southern Miss (Sep 19, 2020)
		HARDY, Adrian at Southern Miss (Sep 19, 2020)
		HEBERT, Griffian at Southern Miss (Sep 19, 2020)
Yards Receiving	91	HARRIS, Smoke vs Houston Baptist (Sep 26, 2020)
TD Receptions	2	TOUSSANT, Wayne vs Houston Baptist (Sep 26, 2020)
		HEBERT, Griffian at Southern Miss (Sep 19, 2020)
		TOUSSANT, Wayne vs Houston Baptist (Sep 26, 2020)
		GRAHAM, Isaiah vs Houston Baptist (Sep 26, 2020)
Long Reception	44	TOUSSANT, Wayne vs Houston Baptist (Sep 26, 2020)
Field Goals	1	BARNES, Jacob at Southern Miss (Sep 19, 2020)
		BARNES, Jacob vs Houston Baptist (Sep 26, 2020)
Long Field Goal	51	BARNES, Jacob vs Houston Baptist (Sep 26, 2020)
Punts	2	BARNES, Jacob at Southern Miss (Sep 19, 2020)
		BARNES, Jacob vs Houston Baptist (Sep 26, 2020)
Punting Avg	36.5	BARNES, Jacob at Southern Miss (Sep 19, 2020)
Long Punt	41	BARNES, Jacob at Southern Miss (Sep 19, 2020)
Long Punt Return	35	HARRIS, Smoke vs Houston Baptist (Sep 26, 2020)
Long Kickoff Return	35	TOUSSANT, Wayne vs Houston Baptist (Sep 26, 2020)
Tackles	16	GRUBBS, Tyler at Southern Miss (Sep 19, 2020)
Sacks	1.0	KENDZIOR, Eric at Southern Miss (Sep 19, 2020)
		WILLIAMS, M. at Southern Miss (Sep 19, 2020)
		ALLEN, Tristan vs Houston Baptist (Sep 26, 2020)
		BELL, Levi vs Houston Baptist (Sep 26, 2020)
		WILLIAMS, M. vs Houston Baptist (Sep 26, 2020)
Tackles For Loss	2.0	BARNETT, E. at Southern Miss (Sep 19, 2020)
Interceptions	1	HALL, Deshon at Southern Miss (Sep 19, 2020)
		WILLIAMSON, B. vs Houston Baptist (Sep 26, 2020)

LA TECH TEAM GAME HIGHS

Rushes	42	at Southern Miss (Sep 19, 2020)
Yards Rushing	182	vs Houston Baptist (Sep 26, 2020)
Yards Per Rush	5.2	vs Houston Baptist (Sep 26, 2020)
TD Rushes	3	vs Houston Baptist (Sep 26, 2020)
Pass attempts	38	vs Houston Baptist (Sep 26, 2020)
Pass completions	24	at Southern Miss (Sep 19, 2020)
Yards Passing	360	vs Houston Baptist (Sep 26, 2020)
Yards Per Pass	9.5	vs Houston Baptist (Sep 26, 2020)
TD Passes	6	vs Houston Baptist (Sep 26, 2020)
Total Plays	77	at Southern Miss (Sep 19, 2020)
Total Offense	542	vs Houston Baptist (Sep 26, 2020)
Yards Per Play	7.4	vs Houston Baptist (Sep 26, 2020)
Points	66	vs Houston Baptist (Sep 26, 2020)
Sacks By	3	vs Houston Baptist (Sep 26, 2020)
First Downs	32	vs Houston Baptist (Sep 26, 2020)
Penalties	7	at Southern Miss (Sep 19, 2020)
Penalty Yards	48	at Southern Miss (Sep 19, 2020)
Turnovers	1	at Southern Miss (Sep 19, 2020)
		vs Houston Baptist (Sep 26, 2020)
Interceptions By	1	at Southern Miss (Sep 19, 2020)
		vs Houston Baptist (Sep 26, 2020)
Punts	2	at Southern Miss (Sep 19, 2020)
		vs Houston Baptist (Sep 26, 2020)
Punting Avg	36.5	at Southern Miss (Sep 19, 2020)
Long Punt	41	at Southern Miss (Sep 19, 2020)
Long Punt Return	35	vs Houston Baptist (Sep 26, 2020)

OPPONENT TECH INDIVIDUAL GAME HIGHS

Rushes	11	RAGSDALE, D., at Southern Miss (Sep 19, 2020)
Yards Rushing	56	RAGSDALE, D., at Southern Miss (Sep 19, 2020)
TD Rushes	1	PERKINS, Kevin, at Southern Miss (Sep 19, 2020)
Long Rush	27	GORE, Frank, at Southern Miss (Sep 19, 2020)
Pass attempts	58	Zappe, Bailey, vs Houston Baptist (Sep 26, 2020)
Pass completions	37	Zappe, Bailey, vs Houston Baptist (Sep 26, 2020)
Yards Passing	406	Zappe, Bailey, vs Houston Baptist (Sep 26, 2020)
TD Passes	5	Zappe, Bailey, vs Houston Baptist (Sep 26, 2020)
Long Pass	74	ABRAHAM, Jack, at Southern Miss (Sep 19, 2020)
Receptions	14	STERN, Jerreth, vs Houston Baptist (Sep 26, 2020)
Yards Receiving	160	JONES, Tim, at Southern Miss (Sep 19, 2020)
TD Receptions	3	STERN, Jerreth, vs Houston Baptist (Sep 26, 2020)
Long Reception	74	JONES, Tim, at Southern Miss (Sep 19, 2020)
Field Goals	1	BOURGEAIS, B., at Southern Miss (Sep 19, 2020)
		Garcia, Gino, vs Houston Baptist (Sep 26, 2020)
Long Field Goal	42	Garcia, Gino, vs Houston Baptist (Sep 26, 2020)
Punts	5	Patterson, B., vs Houston Baptist (Sep 26, 2020)
Punting Avg	42.5	FLEMING, G., at Southern Miss (Sep 19, 2020)
Long Punt	50	Patterson, B., vs Houston Baptist (Sep 26, 2020)
Punts inside 20	1	FLEMING, G., at Southern Miss (Sep 19, 2020)
Long Kickoff Return	48	HARRELL, Camron, at Southern Miss (Sep 19, 2020)
Tackles	14	LATHAM, S., at Southern Miss (Sep 19, 2020)
		SHORTS, Malik, at Southern Miss (Sep 19, 2020)
Sacks	1.0	SYKES, Tahj, at Southern Miss (Sep 19, 2020)
		LATHAM, S., at Southern Miss (Sep 19, 2020)
		QUEWON, Dominic, at Southern Miss (Sep 19, 2020)
		Vincent, Greg, vs Houston Baptist (Sep 26, 2020)
Tackles For Loss	2.0	SYKES, Tahj, at Southern Miss (Sep 19, 2020)
Interceptions	1	LATHAM, S., at Southern Miss (Sep 19, 2020)
		Smith, Delon, vs Houston Baptist (Sep 26, 2020)

OPPONENT TEAM GAME HIGHS

Rushes	30	at Southern Miss (Sep 19, 2020)
Yards Rushing	129	at Southern Miss (Sep 19, 2020)
Yards Per Rush	4.3	at Southern Miss (Sep 19, 2020)
TD Rushes	1	at Southern Miss (Sep 19, 2020)
Pass attempts	58	vs Houston Baptist (Sep 26, 2020)
Pass completions	37	vs Houston Baptist (Sep 26, 2020)
Yards Passing	406	vs Houston Baptist (Sep 26, 2020)
Yards Per Pass	8.2	at Southern Miss (Sep 19, 2020)
TD Passes	5	vs Houston Baptist (Sep 26, 2020)
Total Plays	86	vs Houston Baptist (Sep 26, 2020)
Total Offense	501	vs Houston Baptist (Sep 26, 2020)
Yards Per Play	6.3	at Southern Miss (Sep 19, 2020)
Points	38	vs Houston Baptist (Sep 26, 2020)
Sacks By	3	at Southern Miss (Sep 19, 2020)
First Downs	26	vs Houston Baptist (Sep 26, 2020)
Penalties	16	vs Houston Baptist (Sep 26, 2020)
Penalty Yards	147	vs Houston Baptist (Sep 26, 2020)
Turnovers	2	vs Houston Baptist (Sep 26, 2020)
Interceptions By	1	at Southern Miss (Sep 19, 2020)
		vs Houston Baptist (Sep 26, 2020)
Punts	5	vs Houston Baptist (Sep 26, 2020)
Punting Avg	42.5	at Southern Miss (Sep 19, 2020)
Long Punt	50	vs Houston Baptist (Sep 26, 2020)
Punts inside 20	1	at Southern Miss (Sep 19, 2020)

2020 INDIVIDUAL GAME-BY-GAME STATS

RUSHING GAME-BY-GAME

RUSHING	No-Yds/TD	USM	HBU	BYU	UTEP	MAR	UTSA	UAB	UNT	RICE	ULM	FIU
HENDERSON, J. RB	29-146/1	18-69/0	11-77/1									
TUCKER, Israel RB	20-128/0	11-65/0	9-63/0									
GARNER, Greg RB	13-60/1	6-40/0	7-20/1									
ALLEN, Aaron QB	5-9/0	3--8/0	2-17/0									
JOHNSON, Jawaun WR	1-6/0	1-6/0	-									
ANTHONY, Luke QB	8-2/1	3--9/0	5-11/1									
TEAM	1--6/0	DNP	1--6/0									

RECEIVING GAME-BY-GAME

RECEIVING	No-Yds/TD	USM	HBU	BYU	UTEP	MAR	UTSA	UAB	UNT	RICE	ULM	FIU
HARDY, Adrian WR	9-148/1	5-79/1	4-69/0									
HEBERT, Griffin WR	7-95/2	5-48/2	2-47/0									
TOUSSANT, Wayne WR	3-91/2	-	3-91/2									
HARRIS, Smoke WR	10-89/1	5-59/1	5-30/0									
JOHNSON, Jawaun WR	2-44/1	-	2-44/1									
GRAHAM, Isaiah WR	4-41/2	1-5/0	3-36/2									
MAXWELL, Kyle WR	3-29/1	-	3-29/1									
POWELL, Cee Jay WR	4-19/0	4-19/0	-									
GARNER, Greg RB	1-14/0	-	1-14/0									
HENDERSON, J. RB	4-8/0	4-8/0	-									

PASSING GAME-BY-GAME

#9 ANTHONY, Luke	Att	Comp	Int	Pct	Yards	TD	Long	Sack	Yds	Effic
Southern Miss	21	13	0	61.9	149	3	35	1	17	168.6
Houston Baptist	30	17	1	56.7	314	5	44	1	6	192.9
TOTALS	51	30	1	58.8	463	8	44	2	23	182.96

#3 ALLEN, Aaron	Att	Comp	Int	Pct	Yards	TD	Long	Sack	Yds	Effic
Southern Miss	14	11	1	78.6	69	1	16	2	8	129.3
Houston Baptist	7	5	0	71.4	39	0	14	0	0	118.2
TOTALS	21	16	1	76.2	108	1	16	2	8	125.6

#10 ELLIOTT, Westin	Att	Comp	Int	Pct	Yards	TD	Long	Sack	Yds	Effic
Houston Baptist	1	1	0	100.0	7	1	7	0	0	488.8
TOTALS	1	1	0	100.0	7	1	7	0	0	488.8

PUNT RETURNS GAME-BY-GAME

PUNT RETURNS	No-Yds	USM	HBU	BYU	UTEP	MAR	UTSA	UAB	UNT	RICE	ULM	FIU
HARRIS, Smoke	2-44	-	2-44									

KICK RETURNS GAME-BY-GAME

KICK RETURNS	No-Yds	USM	HBU	BYU	UTEP	MAR	UTSA	UAB	UNT	RICE	ULM	FIU
TOUSSANT, Wayne	5-146	2-56	3-90									
GRAHAM, Isaiah	2-30	1-10	1-20									

INTERCEPTION RETURNS GAME-BY-GAME

INT RETURNS	No-Yds	USM	HBU	BYU	UTEP	MAR	UTSA	UAB	UNT	RICE	ULM	FIU
WILLIAMSON, B.	1-27	-	1-27									
HALL, Deshon	1-23	1-23	-									

FUMBLE RETURNS GAME-BY-GAME

FUMBLE RETURNS	No-Yds	USM	HBU	BYU	UTEP	MAR	UTSA	UAB	UNT	RICE	ULM	FIU
N/A												

ALL-PURPOSE YARDS GAME-BY-GAME

ALL-PURPOSE YARDS TOTAL	USM	HBU	BYU	UTEP	MAR	UTSA	UAB	UNT	RICE	ULM	FIU
TOUSSANT, Wayne	237	56	181								
HENDERSON, J.	154	77	77								
HARDY, Adrian	148	79	69								
HARRIS, Smoke	133	59	74								
TUCKER, Israel	128	65	63								
HEBERT, Griffin	95	48	47								
GARNER, Greg	74	40	34								
GRAHAM, Isaiah	71	15	56								
JOHNSON, Jawaun	50	6	44								
MAXWELL, Kyle	29	-	29								
WILLIAMSON, B.	27	-	27								
HALL, Deshon	23	23	-								
POWELL, Cee Jay	19	19	-								
ALLEN, Aaron	9	-8	17								
ANTHONY, Luke	2	-9	11								
TEAM	-6	-	-6								

2020 DEFENSIVE GAME-BY-GAME STATS

TOTAL TACKLES GAME-BY-GAME

TOTAL TACKLES	UA-A	TOT	USM	HBU	BYU	UTEP	MAR	UTSA	UAB	UNT	RICE	ULM	FIU
GRUBBS, Tyler LB	9-19	28	4-12	5-7									
BARNETT, E. LB	7-7	14	4-6	3-1									
WILLIAMSON, B. DB	5-7	12	1-4	4-3									
BALDWIN, Trey LB	6-3	9	DNP	6-3									
WOODS, Cedric DB	4-5	9	2-4	2-1									
COLE, Jaiden DB	6-3	9	1-3	5-0									
LADLER, Khalil DB	4-4	8	4-2	0-2									
WILLIAMS, M. DL	3-5	8	1-3	2-2									
WALKER, Allen LB	1-7	8	1-7	-									
CALHOUN, B. DB	4-3	7	0-3	4-0									
DICKEY, Joren LB	2-4	6	DNP	2-4									
KENDZIOR, Eric DL	2-4	6	1-3	1-1									
WILBON, Gerald DL	0-4	4	0-3	0-1									
HALL, Deshon DL	0-3	3	0-2	0-1									
ROSE, Keivie DL	0-3	3	0-3	-									
MYLES, Jordan	1-2	3	0-2	1-0									
FISHER, K. LB	0-2	2	0-2	-									
BELL, Levi LB	1-1	2	DNP	1-1									
ALLEN, Tristan DL	1-1	2	0-1	1-0									
WELLS, Malik DL	0-2	2	-	0-2									
BELL, Ben DL	1-0	1	DNP	1-0									
WRIGHT, Cam	0-1	1	-	0-1									
ADAMS, Doyle	1-0	1	1-0	-									
SHAW, Steven DL	1-0	1	-	1-0									
HENDERSON, J.	1-0	1	-	1-0									
HANNIBAL, Zach DB	1-0	1	1-0	DNP									
RHINES, Calvin DL	0-1	1	DNP	0-1									
TURNER, M. DB	0-1	1	DNP	0-1									
PARKER, Zach	0-1	1	-	0-1									
CLARK, Mykol DL	0-1	1	0-1	-									
MARSHALL, Taz DB	0-1	1	0-1	DNP									
HARDY, Adrian	1-0	1	1-0	-									
WESSEL, Trent	0-1	1	-	0-1									

TOTAL TACKLES FOR LOSS GAME-BY-GAME

TACKLES FOR LOSS	UA-A	TOT	USM	HBU	BYU	UTEP	MAR	UTSA	UAB	UNT	RICE	ULM	FIU
WILLIAMS, M. DL	2-1	2.5	1.5-9	1.0-9									
BARNETT, E. LB	2-0	2.0	2.0-3	-									
GRUBBS, Tyler LB	2-0	2.0	1.0-5	1.0-1									
KENDZIOR, Eric DL	1-0	1.0	1.0-8	-									
BELL, Levi LB	1-0	1.0	DNP	1.0-2									
ALLEN, Tristan DL	1-0	1.0	-	1.0-23									
WILLIAMSON, B. DB	0-1	0.5	0.5-0	-									

SACKS GAME-BY-GAME

SACKS	UA-A	TOT	USM	HBU	BYU	UTEP	MAR	UTSA	UAB	UNT	RICE	ULM	FIU
WILLIAMS, M. DL	2-0	2.0	1.0-8	1.0-9									
BELL, Levi LB	1-0	1.0	DNP	1.0-2									
ALLEN, Tristan DL	1-0	1.0	-	1.0-23									
KENDZIOR, Eric DL	1-0	1.0	1.0-8	-									

FUMBLES FORCED GAME-BY-GAME

FUMBLES FORCED	#	USM	HBU	BYU	UTEP	MAR	UTSA	UAB	UNT	RICE	ULM	FIU
N/A												

FUMBLES RECOVERED GAME-BY-GAME

FUMBLES RECOVERED	#	USM	HBU	BYU	UTEP	MAR	UTSA	UAB	UNT	RICE	ULM	FIU
WRIGHT, Cam RB	1	-	1									

20-YARD PLUS PLAYS

Yards	Type	Player(s)	Opponent
*44	Pass	TOUSSANT, W. from ANTHONY, L.	Houston Baptist
*43	Pass	TOUSSANT, W. from ANTHONY, L.	Houston Baptist
*41	Pass	JOHNSON, J. from ANTHONY, L.	Houston Baptist
*35	Pass	HARRIS, S. from ANTHONY, L.	Southern Miss
35	KR	TOUSSANT, Wayne	Houston Baptist
35	PR	HARRIS, Smoke	Houston Baptist
34	Rush	HENDERSON, J.	Houston Baptist
*32	Pass	HARDY, A. from ANTHONY, L.	Southern Miss
31	Rush	TUCKER, Israel	Houston Baptist
30	KR	TOUSSANT, Wayne	Southern Miss
30	KR	TOUSSANT, Wayne	Houston Baptist
27	INT	WILLIAMSON, B.	Houston Baptist
26	KR	TOUSSANT, Wayne	Southern Miss
25	KR	TOUSSANT, Wayne	Houston Baptist
24	Pass	HEBERT, G. from ANTHONY, L.	Houston Baptist
24	Rush	GARNER, Greg	Southern Miss
23	INT	HALL, Deshon	Southern Miss
23	Pass	HEBERT, G. from ANTHONY, L.	Houston Baptist
20	Pass	HARDY, A. from ANTHONY, L.	Houston Baptist
20	KR	GRAHAM, Isaiah	Houston Baptist

*touchdown scored on play

LONG PLAYS BY THE NUMBERS

Long Plays By Yards	No.	TD
100+	0	0
90-99	0	0
80-89	0	0
70-79	0	0
60-69	0	0
50-59	0	0
40-49	3	3
30-39	8	2
20-29	9	0

Long Plays By Type	No.	TD
Rushing	3	0
Passing	8	5
Punt returns	1	0
Kick returns	6	0
Interceptions	2	0
Fumble returns	0	0
Other	0	0
TOTAL	20	5

20-YARD PLUS BY PLAYER

Player	No.	TD	R	P	KR	PR	IR	FR
TOUSSANT, Wayne	7	2	0	2	5	0	0	0
HARDY, Adrian	2	1	0	2	0	0	0	0
HARRIS, Smoke	2	1	0	1	0	1	0	0
HEBERT, Griffin	2	0	0	2	0	0	0	0
JOHNSON, Jawaun	1	1	0	1	0	0	0	0
GRAHAM, Isaiah	1	0	0	0	1	0	0	0
HALL, Deshon	1	0	0	0	0	0	1	0
GARNER, Greg	1	0	1	0	0	0	0	0
WILLIAMSON, B.	1	0	0	0	0	0	1	0
HENDERSON, J.	1	0	1	0	0	0	0	0
TUCKER, Israel	1	0	1	0	0	0	0	0
TOTAL	20	5	3	8	6	1	2	0

LONGEST PLAYS OF THE YEAR

Rushing	34.....HENDERSON, J. vs Houston Baptist (9/26/2020)
Rushing Touchdown	3.....HENDERSON, J. vs Houston Baptist (9/26/2020)
Passing	44.....TOUSSANT, Wayne from ANTHONY, Luke vs Houston Baptist (9/26/2020)
Passing Touchdown	44.....TOUSSANT, Wayne from ANTHONY, Luke vs Houston Baptist (9/26/2020)
Punt Return	35.....HARRIS, Smoke vs Houston Baptist (9/26/2020)
Kick Return	35..... TOUSSANT, Wayne vs Houston Baptist (9/26/2020)
Interception Return	27..... WILLIAMSON, B. vs Houston Baptist (9/26/2020)
Fumble Return	None
Punt	41..... BARNES, Jacob vs Southern Miss (9/19/2020)
Field Goal	51.....BARNES, Jacob vs Houston Baptist (9/26/2020)



Sophomore wide receiver **Wayne Toussant**

2020 MONEY PLAYS

Money plays are defined as plays resulting in first down or a touchdown

MONEY RUSHERS	1st	TD	No.	Att
HENDERSON, J.	8	1	9	29
TUCKER, Israel	7	0	7	20
GARNER, Greg	3	1	4	13
ANTHONY, Luke	2	1	3	6
ALLEN, Aaron	3	0	3	3
TOTALS	23	3	26	73

MONEY RECEPTIONS	1st	TD	No.	Rec
HARDY, Adrian	8	1	8	9
HEBERT, Griffin	5	2	7	7
HARRIS, Smoke	5	1	5	10
GRAHAM, Isaiah	3	2	3	4
TOUSSANT, Wayne	2	2	2	3
MAXWELL, Kyle	1	1	2	3
POWELL, Cee Jay	1	0	1	4
GARNER, Greg	1	0	1	1
JOHNSON, Jawaun	1	1	1	2
TOTALS	27	10	30	47

1ST DOWN				
MONEY RUSHERS	1st	TD	No.	Att
TUCKER, Israel	4	0	4	13
HENDERSON, J.	3	1	4	16
ALLEN, Aaron	1	0	1	1
TOTALS	8	1	9	39

1ST DOWN				
MONEY RECEPTIONS	1st	TD	No.	Rec
HEBERT, Griffin	4	0	4	4
HARDY, Adrian	3	0	3	3
TOUSSANT, Wayne	2	2	2	3
HARRIS, Smoke	2	1	2	6
GRAHAM, Isaiah	1	1	1	1
JOHNSON, Jawaun	1	1	1	2
TOTALS	13	5	13	22

2ND DOWN				
MONEY RUSHERS	1st	TD	No.	Att
HENDERSON, J.	3	0	3	9
GARNER, Greg	2	1	3	5
TUCKER, Israel	2	0	2	4
TOTALS	7	1	8	20

2ND DOWN				
MONEY RECEPTIONS	1st	TD	No.	Rec
HARDY, Adrian	3	1	3	4
MAXWELL, Kyle	1	1	2	3
HEBERT, Griffin	1	0	1	1
GRAHAM, Isaiah	1	1	1	2
POWELL, Cee Jay	1	0	1	1
TOTALS	7	3	8	15

3RD DOWN				
MONEY RUSHERS	1st	TD	No.	Att
ANTHONY, Luke	2	0	2	2
GARNER, Greg	1	0	1	2
TUCKER, Israel	1	0	1	3
ALLEN, Aaron	1	0	1	1
HENDERSON, J.	1	0	1	3
TOTALS	6	0	6	11

3RD DOWN				
MONEY RECEPTIONS	1st	TD	No.	Rec
HARRIS, Smoke	3	0	3	3
HARDY, Adrian	2	0	2	2
HEBERT, Griffin	0	1	1	1
GARNER, Greg	1	0	1	1
GRAHAM, Isaiah	1	0	1	1
TOTALS	7	1	8	9

4TH DOWN				
MONEY RUSHERS	1st	TD	No.	Att
ANTHONY, Luke	0	1	1	1
ALLEN, Aaron	1	0	1	1
HENDERSON, J.	1	0	1	1
TOTALS	2	1	3	3

4TH DOWN				
MONEY RECEPTIONS	1st	TD	No.	Rec
HEBERT, Griffin	0	1	1	1
TOTALS	0	1	1	1

2020 START CHART

OFFENSE

OPPONENT	LT	LG	C	RG	RT	WR	WR	WR	FB (WR)	RB	QB
at Southern Miss	Campbell	Mote	Russey	Delfin	Lewis	Hardy	Graham	Hebert	J. Adams	Henderson	Allen
HOUSTON BAPTIST	Campbell	Mote	Russey	Delfin	Lewis	Hardy	Graham	Hebert	Harris (WR)	Henderson	Anthony
at BYU											
UTEP											
MARSHALL											
at UTSA											
UAB											
at North Texas											
RICE											
vs. ULM											
at FIU											

DEFENSE

OPPONENT	DE	DE	DT	DT (S)	LB	LB	LB	CB	S	S	CB
at Southern Miss	T. Allen	Kendzior	M. Williams	Wilbon	Barnett	Grubbs	Walker	Hannibal	Ladler	Williamson	Woods
HOUSTON BAPTIST	Hall	Kendzior	M. Williams	Cole (S)	Barnett	Grubbs	Baldwin	Calhoun	Ladler	Williamson	Woods
at BYU											
UTEP											
MARSHALL											
at UTSA											
UAB											
at North Texas											
RICE											
vs. ULM											
at FIU											



2020 GAME RECAPS

GAME ONE : LA Tech 31, Southern Miss 30 M.M. Roberts Stadium | Hattiesburg, Miss. | September, 19, 2020

BOX SCORE

SCORING SUMMARY

	1Q	2Q	3Q	4Q	FINAL
LA Tech	7	3	14	7	31
Southern Miss	0	13	14	3	30

1st	01:49	TECH	Hebert 5-yd pass from Allen (Barnes kick)
2nd	12:00	USM	Perkins 1-yd run (Driver rush failed)
2nd	06:08	TECH	Barnes 28-yd field goal
2nd	05:44	USM	Jones 74-yd pass from Abraham (Bourgeois kick)
3rd	13:58	USM	Jones 20-yd pass from Abraham (Bourgeois kick)
3rd	07:36	USM	Brownlee 5-yd pass from Abraham (Bourgeois kick)
3rd	05:31	TECH	Hardy 32-yd pass from Anthony (Barnes kick)
3rd	00:29	TECH	Harris 35-yd pass from Anthony (Barnes kick)
4th	05:06	USM	Bourgeois 37-yd field goal
4th	00:14	TECH	Hebert 4-yd pass from Anthony (Barnes kick)

TEAM STATISTICS

	LA TECH	SOUTHERN MISS
FIRST DOWNS	26	21
NET YARDS RUSHING	163	129
NET YARDS PASSING	218	264
Comp.- Att.- Int.	24-35-1	24-32-1
TOTAL OFFENSE YARDS	381	393
Fumbles: Number-Lost	2-0	0-0
Penalties: Number-Yards	7-48	5-45
PUNTS-YARDS/AVG.	2-73/36.5	2-85/42.5
Punt returns: #-Yards-TD/Avg.	0-0-0/0.0	0-0-0/0.0
KICKOFFS-YARDS/AVG.	6-376/62.7	6-365/60.8
Kickoff returns: #-Yds-TD/Avg.	3-66-0/22.0	5-149-0/29.8
Interceptions: #-Yds-TD	1-23-0	1-15-0
Fumble Returns: #-Yds-TD	0-0-0	0-0-0
Possession Time	32:44	27:16
Third-Down Conversions	10-of-16	7-of-12
Fourth-Down Conversions	2-of-3	1-of-2
Red-Zone Scores-Chances	3-3	4-4
Touchdowns	2-3	3-4
Field goals	1-3	1-4
Sacks By: Number-Yards	2-16	3-25
PAT Kicks	4-4	3-3
Field Goals	1-1	1-1
Points off turnovers	7	7

INDIVIDUAL STATISTICS

RUSHING: LA Tech: J. Henderson 18-69; Tucker 11-65; Garner 6-40; J. Johnson 1-6, A. Allen 3-(-8); Anthony 3-(-9)

USM: Ragsdale 11-56; Gore 6-39; Perkins 5-35; Abraham 7-4; D. Jones 1-(-5)

PASSING (C-A-I-Yds-TD): LA Tech: Anthony 13-21-0-149-3; A. Allen 11-14-1-69-1
USM: Abraham 24-32-1-264-3

RECEIVING: LA Tech: Hardy 5-79; Harris 5-59; Hebert 5-48; Powell 4-19; J. Henderson 4-8; Graham 1-5
USM: T. Jones 8-160; Brownlee 5-27; D. Jones 4-45; Gore 3-16; McCoy 1-10; Gunter 1-6; Ragsdale 1-1; Perkins 1-(-1)

TACKLES (UA-A-T): LA Tech: Grubbs 4-12-16; Barnett 4-6-10; A. Walker 1-7-8; Ladler 4-2-6; Woods 2-6-6; Williamson 1-4-5; Cole 1-3-4; Kendzior 1-3-4; M. Williams 1-3-4; Rose 0-3-3; Calhoun 0-3-3; Wilbon 0-3-3; Hall 0-2-2; Myles 0-2-2; Fisher 0-2-2; Hardy 1-0-1; D. Adams 1-0-1; Hannibal 1-0-1; Clark 0-1-1; Marshall 0-1-1; T. Allen 0-1-1

HATTIESBURG – It's been 268 days since Louisiana Tech last played football, and it took until the final seconds of the game for the Bulldogs to secure the 31-30 victory over Southern Miss on Saturday night at M.M. Roberts Stadium.

With the Bulldogs down 30-24 with 21 seconds on the clock, graduate student quarterback Luke Anthony took the snap at the USM four yard line and found junior wide receiver Griffin Hebert in the back of the end zone. The call on the field was incomplete, but upon further review, Hebert had a foot inbounds for the four-yard reception to tie the game. Redshirt freshman kicker Jacob Barnes converted on the extra point and LA Tech (1-0, 1-0 C-USA) defeated Southern Miss (0-2, 0-1 C-USA) in the season/C-USA opener.

Louisiana Tech overcame a 17-point deficit after being down, 27-10, midway through the third quarter. Senior wide receiver Adrian Hardy caught the 32-yard touchdown pass from Anthony to trim the lead to 10, 27-17, with 5:31 left in the third. The momentum continued in LA Tech's favor after an interception from sophomore defensive lineman Deshon Hall set up another TD on a perfectly thrown ball by Anthony to sophomore wide receiver Smoke Harris for the 35-yard touchdown to cut the lead to 27-24 with 29 seconds remaining in the third period.

Southern Miss drove the ball down into Louisiana Tech territory in the fourth quarter, attempting to go up by two scores, but senior defensive lineman Eric Kendzior sacked USM senior quarterback Jack Abraham on third down for an eight yard loss to push the Golden Eagles to the LA Tech 20 yard line. USM converted on the 37-yard field goal attempt, giving the Golden Eagles the 30-24 advantage with just over five minutes to play in regulation.

Junior running back Greg Garner had a 24-yard rush in his first game as a Bulldog to put LA Tech at the USM 27 yard line. LA Tech continued to work down the field until Anthony capped off a 17-play drive by connecting with Hebert again in the back of the end zone for the one-point win.

Hebert recorded the first points of the season for the Bulldogs after catching the four-yard touchdown pass from sophomore quarterback Aaron Allen to give LA Tech the 7-0 lead with 1:49 to go in the first. After Southern Miss tied it up, Barnes made the first field goal of his career on a 28-yard attempt to give Louisiana Tech a three-point edge, 10-7, with 6:08 left in the second quarter.

Louisiana Tech finished the game with 163 total rushing yards, led by senior running back Justin Henderson with 69 yards on 18 attempts. Anthony led the Bulldogs in passing after converting 13-of-21 for 149 yards and three touchdowns. Hardy led the team with 79 receiving yards on five receptions. The Bulldogs finished the night with 218 net passing yards.

LA Tech had 89 tackles on the night, including two sacks, six tackles for loss and one interception. The Bulldogs were led by freshman linebacker Tyler Grubbs recording 16 total tackles, including four solo and one TFL, in his collegiate debut. Senior linebacker Ezekiel Barnett also had double-digit tackles with a career-high 10 total, including four solo and two tackles for loss.

Southern Miss ended the game with 129 net rushing yards, led by freshman running back Frank Gore, Jr. with 56 yards on 11 attempts. Abraham completed 24-of-32 pass attempts for 264 yards and three touchdowns. Senior wide receiver Tim Jones led the Golden Eagles in receptions with eight catches for 160 yards and two touchdowns.

Defensively, USM had 91 total tackles with two Golden Eagles record 14 tackles each in redshirt junior linebacker Santrell Latham and redshirt sophomore defensive back Malik Shorts.

GAME TWO : LA Tech 66, Houston Baptist 38 Joe Aillet Stadium | Ruston, La. | September, 26, 2020

BOX SCORE

SCORING SUMMARY

	1Q	2Q	3Q	4Q	FINAL
Houston Baptist	14	3	7	14	38
LA Tech	17	21	14	14	66

1st	11:59	TECH	Barnes 51-yd field goal
1st	08:29	HBU	Sterns 4-yd pass from Zappe (Garcia kick)
1st	07:24	TECH	Toussant 44-yd pass from Anthony (Barnes kick)
1st	03:42	HBU	Ratzlaff 6-yd pass from Zappe (Garcia kick)
1st	00:49	TECH	Toussant 43-yd pass from Anthony (Barnes kick)
2nd	13:34	TECH	Graham 15-yd pass from Anthony (Barnes kick)
2nd	12:01	TECH	Henderson 3-yd run (Barnes kick)
2nd	03:24	TECH	Graham 15-yd pass from Anthony (Barnes kick)
2nd	00:15	HBU	Garcia 42-yd field goal
3rd	09:48	HBU	Sterns 2-yd pass from Zappe (Garcia kick)
3rd	07:50	TECH	Johnson 41-yd pass from Anthony (Barnes kick)
3rd	02:39	TECH	Anthony 1-yd run (Barnes kick)
4th	13:25	HBU	Ratzlaff 1-yd pass from Zappe (Garcia kick)
4th	08:52	TECH	Garner 2-yd run (Barnes kick)
4th	05:42	HBU	Sterns 1-yd pass from Zappe (Garcia kick)
4th	01:15	TECH	Maxwell 7-yd pass from Elliott (Barnes kick)

TEAM STATISTICS

	HOUSTON BAPTIST	LA TECH
FIRST DOWNS	26	32
NET YARDS RUSHING	95	182
NET YARDS PASSING	406	360
Comp.- Att.- Int.	37-58-1	23-38-1
TOTAL OFFENSE YARDS	501	542
Fumbles: Number-Lost	1-1	1-0
Penalties: Number-Yards	16-147	5-45
PUNTS-YARDS/AVG.	5-199/39.8	2-51/25.5
Punt returns: #-Yards-TD/Avg.	1-1-0/1.0	2-44-0/22.0
KICKOFFS-YARDS/AVG.	7-394/56.3	11-604/54.9
Kickoff returns: #-Yds-TD/Avg.	3-43-0/14.3	4-110-0/27.5
Interceptions: #-Yds-TD	1-45-0	1-27-0
Fumble Returns: #-Yds-TD	0-0-0	0-0-0
Possession Time	29:37	30:23
Third-Down Conversions	12-of-20	4-of-11
Fourth-Down Conversions	1-of-1	2-of-2
Red-Zone Scores-Chances	6-6	6-7
Touchdowns	5-6	6-7
Field goals	1-6	0-7
Sacks By: Number-Yards	1-6	3-34
PAT Kicks	5-5	9-9
Field Goals	1-1	1-1
Points off turnovers	7	10

INDIVIDUAL STATISTICS

RUSHING: LA Tech: J. Henderson 11-77; Tucker 9-63; Garner 7-20; A. Allen 2-17; Anthony 5-17

HBU: Beek 6-35; L. Turner 5-33; Woods 6-22; Bentsen 3-6; Zappe 8-34

PASSING (C-A-I-Yds-TD): LA Tech: Anthony 17-30-1; A. Allen 5-7-0; Elliott 1-1-0

HBU: Zappe 37-58-1

RECEIVING: LA Tech: Harris 5-30; Hardy 4-69; Toussant 3-91; Graham 3-36; Maxwell 3-29; Hebert 2-47; J. Johnson 2-44; Garner 1-14

USM: Sterns 14-138; Ratzlaff 10-137; Beek 4-42; Sherfield 4-20; Sterns 2-52; Woods 2-9; Thompson 1-8

TACKLES (UA-A-T): LA Tech: Grubbs 5-7-12; Baldwin 6-3-9; Williamson 4-3-7; Dickey 2-4-6; Cole 5-0-5; Calhoun 4-0-4; Barnett 3-1-4; M. Williams 2-2-4; Woods 2-1-3; Kendor 1-1-2; L. Bell 1-1-2; Wells 0-2-2; Ladler 0-2-2; J. Henderson 1-0-1; Shaw 1-0-1; T. Allen 1-0-1; Myles 1-0-1; B. Bell 1-0-1; Turner 0-1-1; Wilbon 0-1-1; Rhines 0-1-1; Wessel 0-1-1; Wright 0-1-1; Parker 0-1-1; Hall 0-1-1

RUSTON, La. – Luke Anthony threw five touchdowns and ran for another to lead Louisiana Tech to a 66-38 win over Houston Baptist Saturday night before a “Covid19 sellout” of 7,140 fans at Joe Aillet Stadium.

Anthony, who faced the Huskies as the starting QB for Abilene Christian the past two seasons in Southland Conference play, found Wayne Toussant on a pair of long TD passes in the opening quarter before hitting Isaiah Graham to two more in the second quarter as the Bulldogs built a 38-17 halftime lead.

The Bulldogs (2-0, 1-0 C-USA) amassed 542 yards of total offense as Anthony hit 17-of-30 passes for 314 yards and the five scores. He found Jawaun Johnson for a 41-yard strike in the third quarter and also scored on a one-yard plunge in the third stanza.

Justin Henderson rushed 11 times for 77 yards and one score while Israel Tucker added 63 yards on nine carries to lead the Bulldogs ground game that totaled 182 yards in the game. Henderson scored on a three-yard run early in the second quarter to give Tech a 31-14 advantage.

Greg Garner added a two-yard run in the fourth quarter while Westin Elliott found Kyle Maxwell for a seven-yard score for the final TD of the game.

Freshman Jacob Barnes, who connected on all nine extra point attempts in the game, started the scoring for the Bulldogs with a 51-yard field goal just four minutes into the contest.

Smoke Harris led all Tech receivers with five catches for 30 yards while Adrian Hardy (4-69), Toussant (3-91-2 TDs), Graham (3-36-2 TDs), Maxwell (3-29-1 TD), Griffin Hebert (2-47) and Johnson (2-44-1 TD) were all involved heavily in the passing game.

Defensively, the Bulldogs got enough stops against a high-powered Huskies passing game that had scored 31 points against North Texas and 33 points against Texas Tech. HBU quarterback Bailey Zappe completed 37-of-58 passes for 406 yards and five touchdowns in the contest but did throw his first interception in more than 140 pass attempts on the season.

Bee Jay Williamson intercepted Zappe in the second quarter, upping the LA Tech streak to 19 straight games with at least one forced turnover. It also marked the seventh straight game with at least one interception by the Bulldogs.

True freshman Tyler Grubbs followed up his impressive debut against Southern Miss with another strong outing, totaling 12 tackles and one tackle for loss. Trey Baldwin added nine tackles before leaving the game due to a targeting foul in the third quarter while Williamson chipped in with seven stops.

Milton Williams, Levi Bell and Tristan Allen all recorded sacks in the game.