

# GONZAGA

## MEN'S BASKETBALL

**#2/2 GONZAGA (27-1, 13-0 WCC) AT #23/RV BYU (22-7, 11-3 WCC)**  
**SATURDAY, FEB. 22 | 7 P.M. PT | MARRIOTT CENTER | PROVO, UTAH**



88.6	POINTS PER GAME	80.2
51.6	FG%	50.1
39.4	3FG%	42.2
68.3	FT%	70.3
40.3	REBOUNDS PER GAME	33.1
17.3	ASSISTS PER GAME	17.5
4.0	BLOCKS PER GAME	2.2
7.9	STEALS PER GAME	5.7
67.3	SCORING DEFENSE	68.8
41.7	FG% DEFENSE	44.3
31.6	3FG% DEFENSE	31.6
8.9	REBOUND MARGIN	-0.3
1.5	AST-TO RATIO	1.6

**ON THIS DATE IN GU HISTORY ...**

Feb. 22, 2018  
 - Killian Tillie scored 17 points and Rui Hachimura added 16 in No. 6 Gonzaga's 77-72 victory at San Diego that clinched at least a share of the West Coast Conference title. When Gonzaga fell behind early in the game, it was the first time it had trailed in four games. After trailing at halftime and falling behind by eight points in the second half, the Bulldogs didn't seize the lead until midway through the second half.

### GAME CENTER

**GAME 29** **GONZAGA/BYU SERIES HISTORY:**  
 - OVERALL: Gonzaga leads, 18-6  
 - IN SPOKANE: 6-3, GU leads (6-3 in MAC)  
 - IN PROVO: GU, 6-2 | NEUTRAL: 6-1, GU leads  
 - LAST MEETING: 92-69, GU won (1/18/20, at GU)  
 - FIRST MEETING: 89-67, BYU won (3/19/11, in Denver)  
 - STREAK: Gonzaga, W6

**TV: ESPN2**  
 - Play-by-Play: Dave Flemming  
 - Analyst: Sean Farnham  
**RADIO: Gonzaga IMG Radio Network**  
 - Play by Play: Tom Hudson  
 - Analyst: Adam Morrison  
 \* Sirius (84), XM (84), Internet (84)  
**LIVE STATS: GoZags.com**

**TUNE IN**


**THE TIP-OFF**

- Gonzaga and BYU meet for the 25th time on Saturday in Provo, at 7 p.m. The Zags have a 18-6 advantage in the series, and have won six straight versus the Cougars.  
 - Last season in Provo, Gonzaga cruised to a 93-63 win at BYU. Corey Kispert had 16 points. The Zags shot 59 percent from the field, including 10-of-20 from 3-point range.  
 - GU has won six of the eight meetings in Provo, including the last five matchups at BYU.  
 - The Zags are coming off of a 71-54 win at home over San Francisco Thursday. Killian Tillie scored 22 points.  
 - The Bulldogs have clinched a share of their eighth straight West Coast Conference regular season title, 23rd overall.  
 - Gonzaga's 40 straight regular season conference wins is currently the longest streak of its kind in the nation.  
 - The Zags are the lone team in the nation to have seven players averaging double-digit scoring per game, no other team has more than five averaging double-digit scoring.  
 - The Bulldogs have the country's third-longest win streak currently at 19 consecutive victories.  
 - The Zags' 18 consecutive true road wins is currently the longest active streak in the country. Gonzaga has won 39 straight conference road contests.  
 - GU's 37 straight wins at home is the longest active streak in the nation, and third longest in program history.  
 - Gonzaga has clinched its 13th straight 25-win season.  
 - The Bulldogs are first in the nation in scoring offense (87.9), scoring margin (21.1), second in field goal percentage (51.6), third in total assists (480), fourth in rebound margin (8.7) and fifth in assist-to-turnover ratio (1.50).

### SCHEDULE (H: 15-0; A: 10-0; N: 2-1)

Date	Rank	Opp Rank	Opponent	TV	Time/Result
<b>NOVEMBER</b>					
1	8/7	-/-	# LEWIS-CLARK STATE	KHQ	W, 116-61
5	8/7	-/-	ALABAMA STATE	KHQ/ROOT	W, 95-64
9	8/7	-/-	ARKANSAS-PINE BLUFF	KHQ/ROOT	W, 110-80
12	8/7	-/-	NORTH DAKOTA	KHQ/ROOT	W, 97-66
15	8/7	-/-	at Texas A&M	SEC Network	W, 79-49
19	8/8	-/-	! TEXAS-ARLINGTON	KHQ/ROOT	W, 72-66
23	8/8	-/-	CSU BAKERSFIELD	KHQ/ROOT	W, 77-49
27	8/7	-/-	! vs. Southern Mississippi	ESPNU	W, 94-69
28	8/7	11/10	! vs. Oregon	ESPN	W, 73-72 (OT)
29	8/7	RV/RV	! vs. Michigan	ESPN	L, 64-82
<b>DECEMBER</b>					
4	9/9	-/-	TEXAS SOUTHERN	KHQ/ROOT	W, 101-62
8	9/9	22/23	at Washington	ESPN2	W, 83-76
14	6/6	15/14	at Arizona	ESPN2	W, 84-80
18	2/2	RV/23	NORTH CAROLINA	ESPN2	W, 94-81
21	2/2	-/-	EASTERN WASHINGTON	KHQ/ROOT	W, 112-77
30	1/1	-/-	DETROIT MERCY	KHQ/ROOT	W, 93-72
<b>JANUARY</b>					
2	1/1	-/-	* at Portland	KHQ/ROOT	W, 85-72
4	1/1	-/-	* PEPPERDINE	ESPN2	W, 75-70
9	1/1	-/-	* at San Diego	KHQ/ROOT	W, 94-50
11	1/1	-/-	* at Loyola Marymount	KAYU/ROOT	W, 87-62
16	1/1	-/-	* SANTA CLARA	ESPN2	W, 104-54
18	1/1	RV/-	* BYU	ESPN2	W, 92-69
25	2/1	-/-	* PACIFIC	KAYU/ROOT	W, 92-59
30	2/2	-/-	* at Santa Clara	CBS Sports	W, 87-72
<b>FEBRUARY</b>					
1	2/2	-/-	* at San Francisco	KHQ/ROOT	W, 83-79
6	2/2	-/-	* LOYOLA MARYMOUNT	CBS Sports	W, 85-67
8	2/2	-RV	* at Saint Mary's	ESPN	W, 90-60
15	2/2	-/-	* at Pepperdine	ESPN	W, 89-77
20	2/2	-/-	* SAN FRANCISCO	ESPN2	W, 71-54
22	2/2	23/RV	* at BYU	ESPN2	7 p.m.
27	-/-	-/-	* SAN DIEGO	KHQ/ROOT	6 p.m.
29	-/-	-/-	* SAINT MARY'S	ESPN/2	7 p.m.
<b>MARCH</b>					
9	-/-	-/-	% WCC Semifinals	ESPN/2	TBD
10	-/-	-/-	% WCC Championships	ESPN	6 p.m.

**PROBABLE STARTERS** (Based on previous game's starting lineup)



4 WOOLRIDGE	11 AYAYI	24 KISPERT	33 TILLIE	3 PETRUSEV
MIN -- 32.2	MIN -- 29.2	MIN -- 32.4	MIN -- 21.4	MIN -- 25.8
PPG -- 10.3	PPG -- 10.7	PPG -- 14.0	PPG -- 10.3	PPG -- 17.6
FG% -- 52.7	FG% -- 49.3	FG% -- 47.9	FG% -- 62.3	FG% -- 56.8
3FG% -- 43.8	3FG% -- 35.0	3FG% -- 44.5	3FG% -- 50.0	3FG% -- 18.2
AST -- 4.4	AST -- 3.4	AST -- 2.3	RPG -- 5.6	RPG -- 8.0
STL -- 1.4	RPG -- 6.2	RPG -- 3.9	BLK -- 1.0	AST -- 1.3

*All times are Pacific Time*  
 Rank: AP Top 25 / USA Today Coaches' Poll  
 # Exhibition  
 \* West Coast Conference game  
 ! Battle 4 Atlantis - Paradise Island, Bahamas  
 % WCC Championships - Las Vegas, Nev.

**SOCIAL MEDIA:** Follow GONZAGA MEN'S BASKETBALL on social media for up-to-date news, exclusive content and more. Follow us on Facebook, Instagram and Twitter @ZagMBB

**SPORTS INFO:** Sports Information Director (MBB).... Barrett Henderson  
 Office Phone.....(509) 313-4288  
 Email .....hendersonb@gonzaga.edu

## GAME NOTES

## VERSUS BYU ...

## CAREER STATS

	GP/GS	PPG	RPG	APG	MPG
Tillie	5/4	13.0	5.6	1.6	25.0
Kispert	6/2	8.2	4.0	0.7	21.5
Petrusev	3/1	2.3	2.3	1.0	8.3
Ayayi	3/1	4.7	2.0	2.0	13.0
Woolridge	1/1	11.0	5.0	6.0	37.0
Gilder	1/0	14.0	1.0	2.0	27.0
Timme	1/0	7.0	5.0	1.0	27.0

## NOTABLE PERFORMANCES

## Killian Tillie

- 22 pts, 10 rbs (1-18-20, H)
- 9 pts, 5 rbs, 4/8 FG (2-3-18, H)
- 10 pts, 6 rbs, 3 ast, 28 mins (2-24-18, A)
- 22 pts, 3/4 FG, 6 rbs (3-6-18, N)

## Corey Kispert

- 19 pts, 5 rbs, 4-7 3FG (1-18-20, H)
- 16 pts, 4 3FG, 5 rbs (1-31-19, A)
- Joel Ayayi
- 14 pts, 6 rbs, 6 asts (1-18-20, H)

## LAST FIVE SEASONS

2019-20	H	W	92-69
2018-19	H	W	102-68
	A	W	93-63
2017-18	N*	W	74-54
	A	W	79-65
	H	W	68-60
2016-17	H	L	71-79
	A	W	85-75
2015-16	N*	W	88-84
	A	W	71-68
	H	L	68-69
2014-15	N*	W	91-75
	H	L	70-73
	A	W	87-80

\* WCC Tournament in Las Vegas

## THE LAST MEETING

Jan. 18, 2020 - Spokane - Gonzaga, 92-69

Killian Tillie had 22 points and 10 rebounds, and No. 1 Gonzaga beat BYU 92-69. The Zags shot 74% (17 for 23) from the field after halftime. Corey Kispert scored 19 points for Gonzaga, and Joel Ayayi and Admon Gilder had 14 apiece. T.J. Haws scored 17 points and Jake Toolson had 16 for BYU.

## BY THE NUMBERS

Overall: 18-6  
 In Spokane: 6-3  
 In McCarthy Athletic Center: 6-3  
 In Provo: 6-2  
 At Neutral Site: 6-1  
 Few vs. BYU: 17-6  
 Pope vs. GON: 0-2  
 Most GON Points: 102, 102-68 (2019)  
 Most BYU Points: 89, 67-89 (2011)  
 Fewest GON Points: 65, 65-73 (2014)  
 Fewest BYU Points: 54, 74-54 (2018)  
 Largest GON Margin: +34, 102-68 (2019)  
 Largest BYU Margin: +22, 67-89 (2011)  
 Last GON Win: 1/18/20, 92-69  
 Last BYU Win: 2/25/17, 79-71  
 Current Streak: Won 6  
 Longest GON Win Streak: 6\*  
 Longest GON Home Win Streak: 3\*  
 Longest GON Away Win Streak: 5\*  
 Longest BYU Win Streak: 2  
 Longest BYU Home Win Streak: 1  
 Longest BYU Away Win Streak: 3  
 In Overtime: 0-0  
 \* Active Streak

## SERIES NOTES:

- This is the 25th all-time meeting between Gonzaga and BYU. The Zags have a 18-6 advantage in the series, with all 24 matchups coming under Mark Few.
- The Zags have won the last six meetings, including the latest, Killian Tillie had 22 points and 10 rebounds, and No. 1 Gonzaga beat BYU 92-69, in Spokane on Jan. 18.
- GU has won six of the eight meetings in Provo, including the last five matchups at BYU.
- Last season in Provo, Gonzaga cruised to a 93-63 win at BYU. Brandon Clarke scored 23 points and Rui Hachimura added 20. Corey Kispert had 16 points and Josh Perkins dished out 10 assists. The Bulldogs shot 37-for-63 (59 percent) from the field — including 10-for-20 from 3-point range.
- Gonzaga has won six of the nine Spokane matchups in the series, all coming inside the McCarthy Athletic Center.
- GU has won all five of the meetings against the Cougars in the WCC Tournament, including in the 2014, 2015 and 2018 championship games.
- The Cougars won the first-ever meeting, 89-67, in the third round of the 2011 NCAA Tournament in Denver, Colo.

## SCOUTING THE COUGARS:

- BYU is coming off of an 85-75 win over Santa Clara Thursday. Three Cougars scored 20 points or more, led by T.J. Haws' 28 points. Yoeli Childs and Jake Toolson both recorded double-doubles, Childs put up 22 points and grabbed 11 rebounds, while Toolson tallied 20 points and 10 rebounds.
- The Cougars have won seven straight games, since losing at San Francisco, 83-82, on Jan. 25.
- Four Cougars average double-digit scoring, led by Childs' 20.8 points per game. Toolson scores 15.4 points per game. Haws adds 14.5 points per outing. Childs adds a team-high 8.6 rebounds and is shooting 57.7 percent from the field.
- BYU leads the nation shooting 42.2 percent from three-point range. The Cougars are second with 307 made threes and 507 total assists. They are third in assist-to-turnover ratio (1.58) and field goal percentage (50.1).

## A ZAG WIN WOULD ...

- Extend the nation's third-longest active win streak to 20.
- Improve the nation's current longest road win streak to 20.
- Extend the Bulldogs' conference regular season win streak to 41 victories.
- Improve the national best conference road win streak to 40.
- Be GU's 26th consecutive road win over an unranked team.
- Be the 22nd straight win for GU in the month of February.

## THAT'S EIGHT STRAIGHT:

- Gonzaga's win over San Francisco clinched at least a share of the 2019-20 West Coast Conference regular season title. The Bulldogs need one win to claim the crown outright.
- The Zags have either shared or owned the West Coast Conference regular season title outright in each of the last eight seasons, including this one.
- GU extended its current nationally-best active streak of regular season titles, owned or shared.
- Bucknell at five straight is the second-longest active streak entering this season (Patriot League), but Bucknell has already been eliminated from winning its regular-season conference title this year. Nevada and Vermont were next on the list (three straight each entering this year).
- The Zags have won or shared 19 of the last 20 conference regular season titles. GU now has 23 WCC titles.
- The win over USF also gave the Bulldogs three byes to the semifinal round of the West Coast Conference Tournament in

the Orleans Arena in Las Vegas on March 9.

- Gonzaga has won in the WCC tournament semifinals in each of the past 22 years. The Zags last loss in the WCC semifinals was 1994, 83-75, to San Diego in Santa Clara.

## ZAGS VERSUS RANKED WCC FOES:

- Saturday will be the first-ever ranked matchup between Gonzaga and BYU. It will be the first time BYU has been ranked against versus the Bulldogs since Brigham Young's 2011 NCAA Tournament win over GU.
- Since 2007-08, there have been six matchups between ranked teams in the West Coast Conference, and Gonzaga has won all six. Only one of those games was decided by single digits.
- 3/1/08 – at No. 24 Gonzaga 88, No. 25 Saint Mary's 76
- 1/29/09 – at No. 20 Gonzaga 69, No. 22 Saint Mary's 62
- 1/14/17 – at No. 5 Gonzaga 79, No. 21 Saint Mary's 56
- 2/11/17 – No. 1 Gonzaga 74, at No. 20 Saint Mary's 64
- 3/7/17 – No. 4 Gonzaga 74, No. 19 Saint Mary's 56 (WCC Tournament Finals)
- 2/10/18 – No. 12 Gonzaga 78, at No. 11 Saint Mary's 65

## BALANCING ACT:

- Gonzaga is the only program in the nation with seven players averaging double-digit scoring. No other teams in the country have more than five averaging double-digit scoring.
- No Division I team in the last 20 years has finished a season with seven players averaging 10.0+ point per game.
- Seven different Zags have already led the team in scoring in a game this season.
- Eight Bulldogs have had multiple double-digit scoring games, with seven GU players reaching 20 points.
- Eight Gonzaga players averaging at least three rebounds per outing, and four dishout at least two assists per game.
- The Zags have had seven different players lead a game in assists so far this season, and five have led in rebounds.
- GU has had at least four double-digit scorers in all but two games this season. (Four in 9 games, Five in 12 games, Six in 4 games and Seven in 1 game)

## LIFE ON THE ROAD:

- The Zags' 18-straight true road wins is currently the longest streak in the nation, and according to Elias Sports Bureau, over the last 20 seasons, the only other team to win 17-plus straight road games is Memphis (also 17 straight from Jan. 2007 to March 2008). The longest streak all-time is Kansas with 35 straight back in the 1920s.
- Since the 2005-06 season, Gonzaga is 216-65 in road or neutral games. The Zags' 76.3-win percentage in road or neutral games tops the nation over that span.
- Also since the 2007-08 season, the Zags are 107-25 in true road games. GU's 80.2-win pct. in true road games is best in the nation over that span.
- The Bulldogs have won 39 straight WCC games on the road, the longest active streak in the country. GU's last loss to a conference opponent on the road was at Saint Mary's, 70-67, on Jan. 21, 2016.
- The last time Gonzaga lost to a WCC opponent that was not BYU or Saint Mary's was on Feb. 22, 2014, at San Diego.
- The Zags have won 51 of their last 52 road games in conference play. Since 2014-15, GU is 49-1 in WCC road games.
- If you include the WCC Tournament, GU has won 65 of their last 68 road or neutral league contests.

## WIN STREAKS VERSUS THE WCC:

- The Zags currently have win streaks over each West Coast Conference opponent. Here's a look at the current win

**GAME NOTES**

streaks over league foes, with GU's last loss versus the opponent at home and on the road. The numbers in parenthesis represents the Zags' win streaks at home and on the road.

WCC Opponent	Wins	Last Road Loss	Last Home Loss
Pepperdine	39	2002 (17)	1998 (22)
Loyola Marymount	23	2010 (10)	1991 (30)
Santa Clara	21	2011 (8)	2007 (13)
San Francisco	18	2012 (7)	1989 (30)
Pacific	15	1976 (6)	-- (6)
Portland	12	2014 (11)	2003 (15)
San Diego	11	2014 (5)	2000 (20)
BYU	6	2014 (5)	2017 (3)
Saint Mary's	1	2016 (4)	2018 (1)

**ZAG RANKS IN THE WCC:**

- Gonzaga players rank near the top of the league in ...

Rank/Player	Stat Category	Value
1. Filip Petrushev	Field goal percentage	.565
2. Filip Petrushev	Rebounds per game	8.00
3. Filip Petrushev	Points per game	17.50
3. Drew Timme	Blocks per game	1.00
3. Joel Ayayi	Assist-to-Turnover ratio	2.29
3. Filip Petrushev	Def. Rebounds per game	5.68
3. Ryan Woolridge	Assists per game	4.46
4. Ryan Woolridge	Steals per game	1.50
4. Filip Petrushev	Off. Rebounds per game	2.32
5. Filip Petrushev	Blocks per game	0.89
5. Drew Timme	Off. Rebounds per game	2.07

**FILL IT UP AT THE LINE:**

- Filip Petrushev's 201 free-throw attempts ranks as the second-most taken in the country, while his 130 makes from the line ranks 21st.

- The sophomore is fourth in the nation drawing 7.7 fouls per 40 minutes. He tops the West Coast Conference at 8.5 fouls drawn per league outing.

- Petrushev tops the conference in free-throw rate (65.0).

**STAYING IN FRONT:**

- In the 13 conference games, Gonzaga has trailed for only 75 minutes and 50 seconds, roughly 12 percent of the time.

- In the six conference games at home, the Bulldogs have trailed for 27 minutes and 51 seconds.

- In home games this season, Gonzaga has trailed for 47 minutes and 43 seconds.

- In total over the last three seasons and this season in home conference games, the Bulldogs have trailed for only 66 of the 1,240 minutes, roughly 5.3 percent of the time. Including all 2,640 minutes of conference play over the last three seasons and this season, GU has trailed for 191 minutes and three seconds, roughly 7.1 percent of the time.

- After Gonzaga trailed in the second half only twice during West Coast Conference play last season, the Zags have trailed only three times during the second half this season; with the latest by one 77-76 at USF with 1:55 left.

Trailing in the West Coast Conference

	at Home	Overall	Largest Deficit
2019-20	10:48	58:47	12, at USF (1st, 11:05)
2018-19	8:50	36:08	5, twice, at LMU, Pepp
2017-18*	19:20	51:01	8, at USD (2nd, 18:04)
2016-17*	27:40	45:08	8, at PAC (2nd, 17:13)

\* Home total minutes were 360, overall were 720

**ANOTHER IMPRESSIVE WCC STAT:**

- Since losing 69-66 at San Diego on Feb. 22, 2014, the Zags have gone 89-0 (including conference tournament games) vs.

WCC teams not named St. Mary's or BYU.

- Saturday will be 2,191 days since a team other than Saint Mary's or BYU defeated Gonzaga in WCC play.

**BEST IN THE WEST ... COAST CONFERENCE:**

- Last season, Gonzaga beat West Coast Conference opponents by an average of 27 points, which set a new league record.

- The 2016-17 Zags owned the previous conference record for scoring margin in league games at 26.2.

- This season, GU is beating league foes by 22.2 points.

- According to Ken Pomeroy (KenPom.com), the highest scoring margin of victory since 1998 ...

2018-19	Gonzaga	27.0
2016-17	Gonzaga	26.2
1998-99	Duke	24.3
2015-16	Stephen F. Austin	23.2
<b>2019-20</b>	<b>Gonzaga</b>	<b>22.2</b>
2010-11	Belmont	20.9

**SIMPLY THE BEST:**

- GU is putting up astounding numbers once again this season, which rank among the best in the nation.

	Value	NCAA/WCC Rank
Scoring Margin	21.1	1/1
Scoring Offense	87.9	1/1
Adj. Offensive Efficiency	119.5	1/1
Field Goal Percentage	51.6	2/1
FG% Inside the Arc	57.3	2/1
Free Throw Attempts	674	3/1
Total Assists	480	3/2
Assist-to-turnover ratio	1.50	5/2
Total Rebounds	1,127	5/1

**THE STREAK IN NUMBERS:**

- Five of Gonzaga's longest win streaks in program history have come in the last seven seasons, including the top three.

- GU has had win streaks of 16 games or more in each of the last four seasons.

- Since falling to Michigan on Nov. 29, Gonzaga has won the last 19 games by an average of 21.7 points.

During the 19-game win streak

	Gonzaga	Opponents
Points	90.6	68.8
Field Goal Percentage	52.6	42.4
3pt FG Percentage	38.7	29.7
Made three-pointers	7.7	6.3
Rebounds	39.7	31.3
Assists	17.6	11.8
Turnovers	11.2	13.9
Steals	8.4	6.1
Blocks	4.1	3.1

**WE'RE GOING STREAKING:**

- GU's 40 straight regular season conference wins is currently the longest streak in the nation, and according to Elias Sports Bureau, the fourth-longest over the last 40 seasons.

Most Consecutive Regular Season Conference Wins

Last 40 Seasons

2006-10	Memphis	52*
1992-96	Penn	48
2007-09	Davidson	43

**PRESEASON NODS AND HONORS**

**Joel Ayayi**

Lindy's Top 150 (No. 111)

**Admon Gilder**

Street & Smith's WCC All-Newcomer Team  
Street & Smith's WCC All-Defense  
Lindy's Key Graduate Transfer  
Lindy's All-WCC Second Team  
Lindy's WCC Newcomer of Year  
Athlon Grad Transfer to Watch  
Athlon All-WCC Second Team

**Corey Kispert**

Street & Smith's WCC All-Sharpshooter  
Lindy's Top 150 (No. 147)  
Lindy's All-WCC Third Team  
Athlon Top 100 (No. 96)  
Athlon All-WCC First Team  
Athlon All-WCC Second Team  
NCAA.com Top 9 Glue Guy  
Julius Erving Preseason Watch List  
WCC Player of the Week (Jan. 20)  
Julius Erving Late Season List

**Filip Petrushev**

Lindy's Top 150 (No. 103)  
Lindy's All-WCC First Team  
Athlon Top 100 (No. 91)  
Preseason All-West Coast Conference  
NCAA.com Breakout Candidate  
WCC Player of the Week (Nov. 18)  
Oscar Robertson Watch List  
WCC Player of the Week (Feb. 3)  
Wooden Award Late Season Watch List  
Kareem Abdul-Jabbar Late Season List  
WCC Player of the Week (Feb. 17)

**Killian Tillie**

Street & Smith's Third Team All-American  
Street & Smith's All-WCC  
Lindy's Top 150 (No. 97)  
Lindy's All-WCC First Team  
Lindy's WCC Most Versatile Player of Year  
Lindy's WCC Top NBA Prospect  
Athlon WCC Player of the Year  
Athlon Top 100 (No. 23)  
Athlon All-WCC First Team  
CBS Sports Preseason All-American Third Team  
CBS Sports Top 100 (No. 17)  
West Coast Conference All-Preseason Team  
Karl Malone Preseason Watch List  
Sports Illustrated Top 50 (No. 27)  
Naismith Trophy Preseason Watch List  
NABC Player of the Year Preseason Watch List  
Wooden Award Preseason Watch List  
Lute Olson Award Preseason Watch List  
Karl Malone Late Season List

**Ryan Woolridge**

Street & Smith's WCC All-Newcomer  
WCC Player of the Week (Dec. 31)

**POLL WATCHING**

	Current	Peak
Associated Press	2	1
USAToday/Coaches	2	1
NET	3	2
CBSSports.com	1	1
NBCSports.com	2	1
KenPom	3	2
ESPN.com Power	2	1
BPI	3	2

**PRESEASON MAGAZINES**

Athlon	9
Blue Ribbon	10
Lindy's	8
Street and Smith's	11



**GAME NOTES**

**GENERAL**

Location..... Spokane, Wash.  
 Founded..... 1887  
 Total Enrollment ..... 7,566  
     Undergraduate ..... 5,320  
     Master's Students ..... 1,601  
     Doctoral Students..... 293  
     Law Students ..... 352  
 Campus Size ..... 152 acres  
 Nickname..... Bulldogs  
 Colors ..... Navy and white  
 Conference ..... West Coast (WCC)

**ADMINISTRATION**

President ..... Dr. Thayne M. McCulloh  
     Alma Mater..... Gonzaga '89  
 Athletic Director ..... Mike Roth  
     Alma Mater..... Willamette '79  
 Athletic Phone ..... (509) 313-4202  
 Ticket Office Phone ..... (509) 313-6000

**RADIO INFORMATION**

Gonzaga Sports Network from Learfield IMG College  
 Contact ..... Mark Livingston  
 Address ..... Gonzaga Athletics  
     ..... 502 E. Boone Ave.  
     ..... Spokane, WA 99258-0066  
 Phone ..... (509) 313-5729  
 Play-by-Play Announcer ..... Tom Hudson  
     Email ..... tomhudson@icloud.com  
 Analyst..... Adam Morrison

**McCARTHEY ATHLETIC CENTER**

Year Opened ..... 2004  
 Capacity ..... 6,000  
 Consecutive sellouts ..... 237 (11/19/04-present)  
     Straight sellouts overall ..... 270 (since 11/8/01)  
 Record..... 222-15 (.936)  
     Undefeated seasons (last) ..... 4 (2018-19)  
 Conference Record..... 117-7 (.942)  
     Undefeated seasons (last) ..... 9 (2018-19)

**HISTORY**

First Season..... 1908  
 First NCAA Div. 1 Season ..... 1958-59  
 All-time Record ..... 1,695-1,098 (.606)  
 NCAA Tournament Appearances ..... 22  
     Record..... 33-22  
     Last (Round) ..... 2019 (Elite Eight)  
     Consecutive ..... 21 (1998-present)  
     NCAA Sweet 16 Appearances (last)..... 10 (2019)  
     NCAA Elite Eight Appearances (last) ..... 4 (2019)  
     NCAA Final Four Appearances (last)..... 1 (2017)  
 NIT Appearances (last)..... 3 (1998)  
 WCC Championships (last) ..... 22 (2019)  
 WCC Tournament titles (last) ..... 17 (2018)

1990-93 UNLV 40  
**2018-Pres. Gonzaga 40**  
 1982-84 Houston 39  
 \* Includes vacated wins  
 - The 40 consecutive regular season league victories also broke the longest winning streak of its kind in WCC history.

\* San Francisco won 31 games 1955-57  
 \* Pepperdine won 32 regular season games 1/12/91-1/29/93 (36 overall vs. WCC opponents – including WCC Tournament)  
 - Gonzaga has won 39 straight conference road games, the longest streak by any Division I team over the last 30 seasons, according to the Elias Sports Bureau.

**Most Consecutive Conference Road Wins**

*D-I Last 30 Seasons*

2016-Present Gonzaga	38
2006-09 Davidson	30
2007-10 Memphis	27
2016-19 Vermont	24
1998-01 Duke	24

**THERE'S NO PLACE LIKE HOME:**

- During the Zags' 37-game home win streak, GU has won 20 times by 30-plus points, 25 times by 20 or more points, and 18 of the wins have been versus WCC opponents.  
 - Since the McCarthey Athletic Center opened in 2004, Gonzaga boasts a 222-15 record at home.  
 - The Zags' 93.6 winning percentage at home since 2004-05 ranks second in the nation.  
 - GU has sold out every game since the 6,000-seat McCarthey Athletic Center opened, a streak of 237 games.  
 - The Bulldogs currently have a home sell-out streak of 270 consecutive games, dating back to the second game of the 2001-02 season, in which 3,900 fans attended a matchup against Montana in the then-4,000-seat Martin Centre.

**LONGEST HOME WIN STREAKS**  
 50 - Feb. 22, 2003 - Feb. 12, 2007  
 41 - Dec. 19, 2012 - Nov. 21, 2015  
 37 - Nov. 10, 2017 - Present  
 34 - Dec. 1, 1992 - Jan. 3, 1995  
 29 - Feb. 21, 1998 - Feb. 5, 2000

**PETRUSEV NAMED WCC PLAYER OF THE WEEK:**

- Filip Petrushev was named the West Coast Conference Player of the Week Monday.  
 - He recorded his eighth double-double of the season, scoring 27 points and pulled down 12 rebounds in Gonzaga's win at Pepperdine Saturday. The sophomore added three assists, a steal and a block in 35 minutes.  
 - He matched his career-high for most points in a half, with 20 in the first half, the most in the first half in his career.  
 - It is the third WCC weekly honor of the season for Petrushev and his second in three weeks.  
 - He is the third Bulldog to receive the honor this season, and it is the fifth time a GU player was named the conference player of the week.

**MAGIC NUMBER OF 39:**

- Gonzaga's win at Pepperdine was the 39th-straight win over the Waves.  
 - It was also the 39th consecutive West Coast Conference regular season victory, and the 39th in-a-row against a WCC in a true road game.

Program	Opponent	Wins	Years
UCLA	California	52	1961-85

Syracuse	Colgate	49	1963-2019
USC	UCLA	41	1932-43
Gonzaga	Pepperdine	39	2002-pres.
Kentucky	Ole Miss	39	1929-72
Marquette	Milwaukee	39	1917-2012
Rhode Island	Maine	39	1924-52

**ZAGS HIT 25 WINS ... AGAIN:**

- Gonzaga has won at least 25 games in each of the last 13 consecutive seasons.  
 - The Zags have reached the 25-win plateau in 16 of the last 17 seasons, and 20 of the last 22.  
 - Only Kansas (13), Duke (11) and GU have reached 25 wins in each of the last 11 seasons.

**20/20 VISION:**

- GU has captured its 23rd straight 20-win season.  
 - The Zags' 23-straight 20-win seasons ranks third behind for the longest active run in the country. (Kansas 30, Duke 23)  
 - Prior to the previous 22 seasons, the Bulldogs reached 20 wins in a season eight times since 1907-08.

**ZAGS TABBED WCC FAVORITE ... AGAIN:**

- For the 18th time in the last 19 seasons, Gonzaga was selected as favorites in the West Coast Conference preseason coaches' poll.  
 - With the exception of 2017-18, the Zags have been first place in every West Coast Conference preseason poll since 2001. GU received seven of the league's 10 first place votes in this year's poll.  
 - Coaches are not allowed to vote for their own program. Saint Mary's collected the other three votes. The Zags had 79 points in the poll, while SMC was second with 75 and BYU was third with 65.  
 - Gonzaga advanced to the conference tournament championship game for the 21st straight year last season, before advancing to the program's fifth-straight Sweet 16 and third Elite Eight in the last five years.  
 - The Zags have won or shared 18 of the last 19 conference regular season titles. Gonzaga has also won seven of the last nine WCC tournament titles.

**QUICK NOTES (Entering 2019-20) ...**

- Gonzaga was the first program in the country to reach 300 wins over the last decade. The Zags have won 304 games over the decade, while Kansas has won 300.  
 - GU has won 94 games by 20 or more points since 2013-14, which tops the country. The next best program, Villanova, has 72 20-point victories.  
 - The Bulldogs 33 average wins per season since 2014-15, leads the nation.  
 - Gonzaga has won 165 games over the past five seasons, the most in Div. 1.  
 - The Bulldogs have won 15 NCAA Tournament games in the past five years, which ranks second in the country, behind only North Carolina (16) and tied with Duke and Villanova.  
 - Gonzaga is the only program in the nation that has appeared in the last five Sweet 16's.  
 - The Zags made their 10th appearance in the Sweet 16 in 2018-19. Nine of GU's 10 Sweet 16 appearances have come under Mark Few.  
 - GU has appeared in three of the last five Elite Eights.  
 - Only GU, Duke and Kentucky have appeared in three Elite Eights in the last five years.

**GAME NOTES**

**TEAM INFORMATION**

2018-19 Record .....	33-4
Home.....	17-0
Away.....	9-1
Neutral .....	7-3
WCC Record .....	16-0
Home.....	8-0
Away.....	8-0
Finish.....	First
Tournament .....	Runner-up
NCAA Tournament.....	3-1 (Elite Eight)
Associated Press Final Ranking .....	4
USA Today Final Ranking.....	6
Starters Returning/Lost.....	1/4
Letterwinners Returning/Lost.....	5/10
Points/Rebounds Returning .....	26.3 percent/32.0 percent

**COACHES AND STAFF**

Head Coach .....	Mark Few
Alma Mater.....	Oregon '87
Record at Gonzaga.....	595-123 (21)
Overall Record .....	595-123 (21)
Assistant Coach.....	Tommy Lloyd
Alma Mater.....	Whitman '98
Season on staff .....	19th
Assistant Coach.....	Roger Powell Jr.
Alma Mater.....	Illinois '05
Season on staff .....	First
Assistant Coach.....	Brian Michaelson
Alma Mater.....	Gonzaga '05
Season on staff .....	Seventh
Director of Operations.....	Jorge Sanz
Alma Mater.....	Florida Atlantic '11
Season on staff .....	Second
Graduate Assistant.....	Gary Bell Jr.
Alma Mater.....	Gonzaga '15
Season on staff .....	First
Video Coordinator .....	Ken Nakagawa
Alma Mater.....	Long Beach State '14
Season on staff .....	Fourth
Graduate Assistant.....	Gary Bell Jr.
Alma Mater.....	Gonzaga '15
Season on staff .....	First
Strength and Conditioning Coach .....	Travis Knight
Alma Mater.....	Gonzaga '00
Season on staff .....	14th
Athletic Trainer.....	Josh Therrien
Academic Support Services.....	Steffany Galbraith
Administrative Assistant.....	Sonja Steele
Basketball Office Phone.....	(509) 313-4201

**SPORTS INFORMATION**

Sports Information Director (MBB).....	Barrett Henderson
Office Phone.....	(509) 313-4288
Cell Phone.....	(541) 805-5687
Email .....	hendersonb@gonzaga.edu
SID Mailing Address .....	Gonzaga Athletics
.....	502 E. Boone Ave.
.....	Spokane, WA 99258-0066
Web Site.....	www.GoZags.com
Twitter .....	@ZagMBB
Instagram .....	@ZagMBB
Facebook .....	/ZagMBB

**2019-20 GONZAGA MEN'S BASKETBALL ROSTER**

**NUMERICAL ROSTER**

No.	Name	Pos.	Ht.	Wt.	Yr.	Exp.	Hometown/High School/College
1	Admon Gilder	G	6-4	200	RSR	TR	Dallas, Texas/Madison/Texas A&M
2	Drew Timme	F	6-10	235	FR	HS	Richardson, Texas/Pearce
3	Filip Petrusev	F	6-11	235	SO	1L	Belgrade, Serbia/Montverde Academy
4	Ryan Woolridge	G	6-3	175	RSR	TR	Mansfield, Texas/Lake Ridge/North Texas
5	Martynas Arlauskas	G	6-6	200	FR	HS	Kaunas, Lithuania/President Valdas Adamkus
10	Pavel Zakharov	F	6-11	235	FR	HS	St. Petersburg, Russia/Montverde Academy
11	Joel Ayayi	G	6-5	180	RSO	1L	Bordeaux, France/INSEP
21	Oumar Ballo	C	6-10	260	FR	HS	Koulikoro, Mali/NBA Academy Latin America
22	Anton Watson	F	6-8	220	FR	HS	Spokane, Wash./Gonzaga Prep
23	Matthew Lang	G	6-3	185	SO	1L	Portland, Ore./Jesuit
24	Corey Kispert	F	6-7	220	JR	2L	Edmonds, Wash./King's
33	Killian Tillie	F	6-10	220	SR	3L	Cagnes-sur-Mer, France/INSEP
35	Will Graves	G	6-5	180	RSO	TR	Eugene, Ore./South Eugene/Lane CC

**ALPHABETICAL ROSTER**

No.	Name	Pos.	Ht.	Wt.	Yr.	Exp.	Hometown/High School/College
5	Martynas Arlauskas	G	6-6	200	FR	HS	Kaunas, Lithuania/President Valdas Adamkus
11	Joel Ayayi	G	6-5	180	RSO	1L	Bordeaux, France/INSEP
21	Oumar Ballo	C	6-10	260	FR	HS	Koulikoro, Mali/NBA Academy Latin America
1	Admon Gilder	G	6-4	200	RSR	TR	Dallas, Texas/Madison/Texas A&M
35	Will Graves	G	6-5	180	RSO	TR	Eugene, Ore./South Eugene/Lane CC
24	Corey Kispert	F	6-7	220	JR	2L	Edmonds, Wash./King's
23	Matthew Lang	G	6-3	185	SO	1L	Portland, Ore./Jesuit
3	Filip Petrusev	F	6-11	235	SO	1L	Belgrade, Serbia/Montverde Academy
33	Killian Tillie	F	6-10	220	SR	3L	Cagnes-sur-Mer, France/INSEP
2	Drew Timme	F	6-10	235	FR	HS	Richardson, Texas/Pearce
22	Anton Watson	F	6-8	220	FR	HS	Spokane, Wash./Gonzaga Prep
4	Ryan Woolridge	G	6-3	175	RSR	TR	Mansfield, Texas/Lake Ridge/North Texas
10	Pavel Zakharov	F	6-11	235	FR	HS	St. Petersburg, Russia/Montverde Academy

**COACHING STAFF**

Head Coach: Mark Few (21st Season), Oregon, 1987  
 Assistant Coach: Tommy Lloyd (19th Season), Whitman College, 1998  
 Assistant Coach: Roger Powell Jr. (First Season) Illinois, 2005  
 Assistant Coach: Brian Michaelson (Seventh Season), Gonzaga, 2005  
 Director of Operations: Jorge Sanz (First Season), Florida Atlantic, 2011  
 Video Coordinator: Ken Nakagawa (Fourth Season), Long Beach State, 2014  
 Graduate Assistant: Gary Bell Jr. (First Season), Gonzaga, 2015

**PRONUNCIATION GUIDE**

Gonzaga: Gone-ZAG-uh (Zag rhymes with "bag")  
 ADMON GILDER: Ad-MON GILL-durr  
 MARTYNAS ARLAUSKAS: MAR-teen-es ARE-lauw(-rhymes with pow)-skiss  
 FILIP PETRUSEV: PHIL-LIP PAH-true-SHEV  
 Drew TIMME: Pronounced like Timmy  
 JOEL AYAYI: JOE-el EYE-yigh (rhymes with sigh)-YEE  
 PAVEL ZAKHAROV: PAW-VULL ZOCK-er-RAHV  
 OUMAR BALLO: EW-mar BALL-oh

**ROSTER BREAKDOWN BY LOCATION**

Texas (3): Gilder, Timme, Woolridge  
 Washington (2): Kispert, Watson  
 Oregon (2): Graves, Lang  
 France (2): Ayayi, Tillie  
 Lithuania (1): Arlauskas  
 Mali (1): Ballo  
 Russia (1): Zakharov  
 Serbia (1): Petrusev

**ROSTER BREAKDOWN BY CLASS**

Senior (3): Gilder, Tillie, Woolridge  
 Junior (1): Kispert  
 Sophomore (4): Ayayi, Graves, Lang, Petrusev  
 Freshman (5): Arlauskas, Ballo, Timme, Watson, Zakharov

GAME NOTES

**HEAD COACH - MARK FEW**



**NOTES**

- Mark Few has established himself as one of the most successful coaches in NCAA Division I basketball annals in his 20 seasons at the helm, serving as an assistant coach at GU for 10 seasons prior to take the reins of the program.
- The Zags have won or shared 18 regular season league titles in his 20 seasons (all but the 1999-2000 and 2011-12 seasons) and taken home the conference tournament championship 15 times.
- The Bulldogs won or shared 11 straight West Coast Conference regular-season titles from 2000-11, which was the longest current active streak in the nation at the time and the second-best streak all-time in the NCAA Div. I ranks behind UCLA's 13 Pac-10 Conference titles from 1967-79.
- Few led Gonzaga to the national championship game in the program's first-ever Final Four in 2017, three Elite Eight appearances (2015, '17, '19) and nine Sweet 16 appearances (2000, '00, '06, '09, '15, '16, '17, '18, '19).
- 15 All-Americans, eight Academic All-Americans, 83 all-conference selections, 13 WCC Players of the Year, eight league newcomers of the year and eight league defenders of the year have been coached under Few.
- The Bulldogs made a 21st straight trip to the NCAA Tournament in 2019, a streak that started when Few was an assistant coach in 1999 and currently ranks the Zags tied for fourth among current active streaks behind Kansas, Duke and Michigan State.
- Few has also cultivated NBA talent, including current NBA players in Domantas Sabonis, Kelly Olynyk, Zach Collins, Rui Hachimura and Brandon Clarke. He also helped recruit and develop Dan Dickau, Richie Frahm, Adam Morrison, Jeremy Pargo, Elias Harris, Austin Daye, Rob Sacre and Ronny Turiaf, all NBA players. Morrison became the highest-drafted player in GU history when he was taken No. 3 overall by the Charlotte Bobcats in 2006.

Entering the 2019-20 Season, Few:

- Is the winningest active coach by percentage at .823 (568-122)
- Tied for 17th for fastest to 100 wins in Division I, accomplishing the feat in 126 games
- Third fastest to 200 wins, reaching the milestone in 247 games
- Tied for sixth fastest to 300 wins, achieving his 300th win in his 347th game
- Fifth fastest to 400 wins, achieving the milestone in 499 games
- Third fastest to 500 wins, reaching the milestone in 612 games
- Ranks ninth in winning percentage after five seasons at .806 (133-32) and six seasons .811 (159-37); sixth after seven seasons at .821 (188-41); seventh after eight seasons .802 (211-52); seventh after 10 seasons .800 (264-66); sixth for 11 seasons .799 (291-73); ninth after 12 seasons .792 (316-83); ninth after 13 seasons .792 (342-90), fourth after 14 seasons at .801 (374-93), sixth after 15 seasons at .801 (403-100), third after 16 seasons at .810 (438-103), fourth after 17 seasons at .808 (466-111), fourth after 18 seasons at .817 (503-113), third after 19 seasons at .819 (535-118) and fourth after 20 seasons at .823 (568-122).
- Ranks second for most wins after two seasons (52-16); fourth for three seasons (81-20); third for four seasons (105-29) and five seasons (133-32); second for six seasons (159-37); first for seven seasons (188-41); fourth for eight seasons (211-52) and nine seasons (236-60); third for 10 seasons (266-64), 11 seasons (291-73) and 12 seasons (316-83); second for 13 seasons (342-90), 14 seasons (374-93) and 15 seasons (403-100), first for 16 seasons (438-103), second for 17 seasons (466-111), second for 18 seasons (503-113), first after 19 seasons (535-118) and first after 20 seasons (568-122).
- Is in the Top 15 among active Division I coaches for most 20-win seasons with 20, never having won less than 20 games in a season
- Is tied for second for most consecutive 20-win seasons for active coaches with 20

Over the years, head coach Mark Few and his teams have been active in the community, contributing more than 125 hours on average each year. Individually, Few and his wife, Marcy, helped raise \$6.7 million through his Coaches vs. Cancer event from 2002 to 2013. In 2008, they were honored for their philanthropy as recipients of the Nell and John Wooden Coaching Achievement Award by the World Sports Humanitarian Hall of Fame based in Boise, Idaho. And over the last three years, Few has participated in the ESPN Infiniti Coaches' Charity Challenge in support of the Community Cancer Fund in Spokane. Few and the Zags often make trips to children's hospitals, elementary schools, and other various local events, including Camp Goodtimes, a local summer camp for kids whose lives have been directly affected by cancer.

**HEAD COACH**

Year	Overall		Conf.		WCC	Post-Season
	W	L	W	L	Finish	
2020	27	1	13	0	--	--
2019	33	4	16	0	1st	NCAA Elite Eight
2018	32	5	17	1	1st	NCAA Sweet 16
2017	37	2	17	1	1st	NCAA Runner-Up
2016	28	8	15	3	T-1st	NCAA Sweet 16
2015	35	3	17	1	1st	NCAA Elite Eight
2014	29	7	15	3	1st	NCAA 3rd Round
2013	32	3	16	0	1st	NCAA 3rd Round
2012	26	7	13	3	2nd	NCAA 3rd Round
2011	25	10	11	3	T-1st	NCAA 3rd Round
2010	27	7	12	2	1st	NCAA 2nd Round
2009	28	6	14	0	1st	NCAA Sweet 16
2008	25	8	13	1	1st	NCAA 1st Round
2007	23	11	11	3	1st	NCAA 1st Round
2006	29	4	14	0	1st	NCAA Sweet 16
2005	26	5	12	2	1st	NCAA 2nd Round
2004	28	3	14	0	1st	NCAA 2nd Round
2003	24	9	12	2	1st	NCAA 2nd Round
2002	29	4	13	1	1st	NCAA 1st Round
2001	26	7	13	1	1st	NCAA Sweet 16
2000	26	9	11	3	2nd	NCAA Sweet 16

TOTAL 595 123 289 30

**ASSISTANT COACH**

Year	Overall		Conf.		WCC	Post-Season
	W	L	W	L	Finish	
1999	28	7	12	2	1st	NCAA Elite Eight
1998	24	10	10	4	1st	NIT - 2nd Round
1997	15	12	8	6	T-4th	
1996	21	9	10	4	T-1st	NIT
1995	21	9	7	7	4th	NCAA
1994	22	8	12	2	1st	NIT 2nd Round
1993	19	9	10	4	2nd	
1992	20	10	8	6	3rd	

**GRADUATE ASSISTANT COACH**

Year	Overall		Conf.		WCC	Post-Season
	W	L	W	L	Finish	
1991	14	14	5	9	4th	
1990	8	20	3	11	8th	

**WCC Regular-Season Titles (22)**

2013-19; 2001-11; 1998-99; 1996; 1994

**WCC Tournament Titles (18)**

2013-18; 2009-11; 2004-07; 1999-02; 1995

**WCC Tournament Championship Games (25)**

1998-2019; 1995-96; 1992

**NCAA Tournament Appearances (22)**

1999-2019; 1995

## WEST COAST CONFERENCE

	WCC			OVERALL									
	W	L	PCT	W	L	PCT	PF	PA	HOME	AWAY	NEU	T25	STK
<b>#2/2 Gonzaga Bulldogs</b>	13	0	1.000	27	1	.964	2462	1870	15-0	10-0	2-1	3-0	W19
BYU Cougars	11	3	.786	22	7	.759	2326	1995	13-1	5-5	4-1	0-2	W7
Saint Mary's Gaels	9	4	.692	22	6	.786	2107	1839	13-3	5-2	4-1	1-2	W2
Pacific Tigers	8	5	.615	20	9	.690	2028	1865	14-3	5-5	1-1	0-1	L1
Pepperdine Waves	8	6	.571	15	13	.536	2150	2160	9-4	6-6	0-3	0-3	W1
San Francisco Dons	6	7	.462	17	11	.607	2102	1958	11-5	6-6	0-0	0-2	L1
Santa Clara Broncos	5	8	.385	18	10	.643	2130	1986	15-4	3-6	0-0	0-3	L4
Loyola Marymount Lions	3	10	.231	9	18	.333	1743	1838	7-7	1-9	1-2	0-4	L1
San Diego Toreros	2	11	.154	9	19	.321	1854	1987	6-8	3-8	0-3	0-3	L2
Portland Pilots	1	12	.077	9	19	.321	1873	2013	7-8	2-8	0-3	0-1	L11

## This week ... (All times are Pacific)

F20	Pepperdine def. Portland	66-59
	BYU def. Santa Clara	85-75
	Saint Mary's def. Loyola Marymount	57-51
	Gonzaga def. San Francisco	71-54
F22	Pepperdine at San Francisco	3 p.m.
	San Diego at Saint Mary's	5 p.m.
	Santa Clara at Pacific	7 p.m.
	Loyola Marymount at Portland	7 p.m.
F27	San Diego at Gonzaga	6 p.m.
	Portland at San Francisco	7 p.m.
	Saint Mary's at Santa Clara	7 p.m.
	Pacific at Loyola Marymount	7 p.m.

## 2019-20 Preseason Poll

1. Gonzaga (7)	79
2. Saint Mary's (3)	75
3. BYU	65
4. Pepperdine	56
5. Santa Clara	50
6. San Francisco	40
7. LMU	34
8. Pacific	21
8. San Diego	21
10. Portland	9

(First place votes)

## 2019 All-WCC Preseason Team

Name	Institution
Yoeli Childs	BYU
Tahj Eaddy	Santa Clara
Kessler Edwards	Pepperdine
Malik Fitts	Saint Mary's
Jordan Ford	Saint Mary's
TJ Haws	BYU
Charles Minlend	San Francisco
Colbey Ross	Pepperdine
<b>Killian Tillie</b>	<b>Gonzaga</b>
Jahlil Tripp	Pacific

## WCC Player of the Weeks

11/11 - Jordan Ford, SMC
<b>11/18 - Filip Petrushev, Gonzaga</b>
11/25 - Isaiah White, Portland
12/2 - TJ Haws, BYU
12/9 - Eli Scott, Loyola Marymount
12/16 - Jordan Ford, Saint Mary's
12/23 - Colbey Ross, Pepperdine
<b>12/30 - Ryan Woolridge, Gonzaga</b>
1/6 - Jahlil Tripp, Pacific
1/13 - Charles Minlend, San Francisco
<b>1/20 - Corey Kispert, Gonzaga</b>
1/27 - Kameron Edwards, Pepperdine
<b>2/3 - Filip Petrushev, Gonzaga</b>
2/10 - Jahlil Tripp, Pacific
<b>2/17 - Filip Petrushev, Gonzaga</b>

## FILIP PETRUSEV, F, SO - GONZAGA

Petrusev recorded his eighth double-double of the season, scoring 27 points and pulled down 12 rebounds in Gonzaga's 39th consecutive conference regular season win and 39th WCC road win in a row. The sophomore added three assists, a steal and a block in 35 minutes.

## The Last Time Out

## GONZAGA 71, San Francisco 54

## Game 28 \* Feb. 20 \* McCarthy Athletic Center

SPOKANE, Wash. (AP) — For the second time this season, San Francisco led second-ranked Gonzaga at halftime, and for the second time the Bulldogs needed a big second half to rally for a victory.

Gonzaga coach Mark Few had a few words for his team at halftime Thursday night.

"Just be us," Few said after the Zags beat San Francisco 71-54.

Indeed, Gonzaga trailed 31-22 in the first half. But the Zags, who lead the nation in scoring, could not be contained for long. They erupted for 49 points in the second half while holding the Dons to 23 points, and cruised to their 19th consecutive victory.

Killian Tillie, who missed several games with a sprained ankle, scored 22 points and grabbed nine rebounds to lead Gonzaga.

Filip Petrushev scored 16 points and Ryan Woolridge 12 for Gonzaga (27-1, 13-0 West Coast), which is seeking to go undefeated in the league for the second consecutive season.

Charles Minlend scored 22 points and Khalil Shabazz 13 for San Francisco (17-11, 6-7), which lost just 83-79 at home to Gonzaga on Feb. 1. The Dons have lost 18 straight to Gonzaga, dating to their last win in 2012.

With the win, Gonzaga clinched at least a share of an eighth consecutive regular-season WCC title.

Five of San Francisco's first seven baskets were 3-pointers, three by Minlend, as the Dons took a 19-16 lead. They pushed the lead to 25-16.

Gonzaga scored three straight baskets to cut San Francisco's lead to 25-22.

Minlend scored a pair of baskets as the Dons took a 31-22 lead at halftime, despite shooting just 33% in the first half. Gonzaga shot 38%, but committed eight turnovers and made just one 3-pointer, compared to five for the Dons.

Gonzaga, which trailed by eight at halftime in the first game between the teams, scored the first 12 points of the second half to take a 34-31 lead. The Dons were scoreless for the first 6 1/2 minutes of the second half.

Corey Kispert hit a pair of 3-pointers as the Zags extended their lead to 46-33, outscoring the turnover-prone Dons 24-2 to open the second.

San Francisco found its shooting touch and a basket by Minlend cut Gonzaga's lead to 56-49 late in the second.

But the Bulldogs outscored the Dons the rest of the way for the win.

## NCAA Tournament Appearances

## Since 1992

Gonzaga (1995, '99, '00, '01, '02, '03, '04, '05, '06, '07, '08, '09, '10, '11, '12, '13, '14, '15, '16, '17, '18, '19)  
 BYU ('92, '93, '95, '01, '03, '04, '07, '08, '09, '10, '11, '12, '13, '15)  
 Pepperdine (1992, '94, '00, '02)  
 Pacific (1992, '04, '05, '06)  
 Portland (1996)  
 Santa Clara (1993, '95, '96)  
 San Diego (2003, '08)  
 San Francisco (1998)  
 Saint Mary's (1997, '08, '10, '12, '13, '17, '19)

## NIT Appearances Since 1992

Gonzaga (1994, '96, '98)  
 Pepperdine (1993, '99)  
 BYU (1951, '53, '54, '66, '82, '86, '94, '00, '02, '06, '13, '16, '17, '18)  
 Pacific (1998)  
 Saint Mary's (2009, '15, '16, '18)  
 San Diego (2019)  
 San Francisco (2005)

## WCC Championship Game

## Appearances Since 1992

Gonzaga (1992, '95, '96, '98, '99, '00, '01, '02, '03, '04, '05, '06, '07, '08, '09, '10, '11, '12, '13, '14, '15, '16, '17, '18, '19)  
 BYU (2014, '15, '18, '19)  
 Loyola Marymount (2006)  
 Pepperdine (1992, '93, '94, '00, '02)  
 Portland (1995, '96)  
 Saint Mary's (1997, '04, '05, '09, '10, '11, '12, '13, '16, '17, '19)  
 San Diego (1994, '03, '08)  
 San Francisco (1997, '98)  
 Santa Clara (1993, '99, '01, '07)



GAME NOTES

RECORDS WHEN ...

	19-20	Under	Few
Leading at halftime	22-0	480	35
Trailing at halftime	3-1	97	80
Tied at halftime	1-0	17	9
Leading with 10:00 remaining	24-0	402	20*
Trailing with 10:00 remaining	2-1	28	61*
Tied with 10:00 remaining	0-0	5	5*
Leading with 5:00 remaining	26-0	405	18*
Trailing with 5:00 remaining	0-1	23	64*
Tied with 5:00 remaining	0-0	7	4*
In Overtime	1-0	22	11
GU outrebounds opponents	23-0	471	52
GU is outrebounded	3-1	96	62
Same amount of rebounds	0-0	17	9
GU commits more turnovers	9-1	215	75
Opponent commits more turnovers	16-0	66	37
Same amount of turnovers	1-0	42	9
GU has more fouls than opponent	2-0	122	74
Opponent has more fouls than GU	24-1	56	41
Same amount of fouls	0-0	31	7
GU shoots 50 percent or better	16-0	339	17
Opponent shoots 50 percent or better	3-1	27	32
GU shoots less than 50 percent	10-1	254	106
Opponent shoots less than 50 percent	23-0	557	91
GU shoots better than opponent	23-0	550	42
Opponent shoots better than GU	3-1	39	81
Same shooting percentage	0-0	2	0
GU has more free-throw attempts	22-1	454	46
Opponent has more free-throw atts	2-0	116	72
Same amount of free-throw attempts	1-0	21	5
GU bench outscores opponent bench	14-1	254	35*
Opponent bench outscores GU bench	10-0	167	47*
Benches score the same	2-0	13	3*
GU makes 10 or more three-pointers	3-0	124	15
GU makes 9 or less three-pointers	23-1	467	108
GU shoots above 75 FT percentage	7-0	239	49
GU shoots below 75 FT percentage	18-1	354	73
Games decided by 1-5 points	4-0	89	48
Games decided by 6-10 points	2-0	103	38
Games decided by 11-15 points	4-0	100	19
Games decided by 16 or more points	16-1	289	18
GU scores 50 or less	0-0	0	5
GU scores between 51-59	0-0	11	8
GU scores between 60-69	0-1	73	50
GU scores between 70-79	6-0	169	46
GU scores between 80-89	8-0	188	9
GU scores between 90-99	9-0	112	4
GU scores 100 or more	3-0	41	1
Opponent scores 50 or less	3-0	77	0
Opponent scores between 51-59	3-0	139	1
Opponent scores between 60-69	10-0	211	23
Opponent scores between 70-79	8-0	121	47
Opponent scores between 80-89	2-1	36	40
Opponent scores between 90-99	0-0	8	8
Opponent scores 100 or more	0-0	2	4
Vs. Top 25 Team	3-0	33	43
Vs. Top 10 Team	0-0	7	26
In November	8-1	107	16
In December	5-0	114	42
In January	8-0	151	17
In February	5-0	143	22
In March	0-0	82	24
In April	0-0	1	1
On Monday	1-0	55	9
On Tuesday	3-0	47	14
On Wednesday	3-0	45	11
On Thursday	7-0	144	24
On Friday	1-1	43	10
On Saturday	10-0	215	47
On Sunday	1-0	44	7

\* Records since 2005-06 season

WHEN WAS THE LAST TIME ...

TEAM

**Gonzaga Was Ranked (AP Poll)**

No. 1 Jan. 13, 2020  
 Top 5 (2-5) Feb. 17, 2020  
 Top 10 (6-10) Dec. 9, 2019

**Gonzaga Played a Ranked Opponent (AP Poll)**

No. 1 vs. No. 1 Duke (89-87) on Nov. 21, 2018  
 Top 5 vs. No. 4 Villanova (72-88) on Dec. 5, 2017  
 Top 10 vs. No. 9 Texas Tech (69-75) on March 30, 2019  
 Top 25 at No. 15 Arizona (84-80) on Dec. 14 2019

**Gonzaga Beat a Ranked Opponent (AP Poll)**

Top 5 vs. No. 1 Duke (89-87) on Nov. 21, 2018  
 Top 10 vs. No. 10 Florida State (72-58) on March 28, 2019  
 Top 25 at No. 15 Arizona (84-80) on Dec. 14 2019

**100 Points by a Team**

By Gonzaga 104, Santa Clara (1/16/20)  
 By Opponent 103 by North Carolina (12/15/18)

**30-39 Point Win**

By Gonzaga 90-60, at Saint Mary's (2/8/20)  
 By Opponent 76-41 vs. Duke (12/19/09)

**Overtime Game**

Gonzaga Win 73-72 vs. Oregon (11/28/19)  
 Gonzaga Loss 78-74 vs. Saint Mary's (3/5/12)

**Double Overtime Game**

Gonzaga Win 90-86 vs Stanford (1/31/07)  
 Gonzaga Loss 105-111 vs Florida (11/24/17)

**Won The Game In The Final Seconds**

By Gonzaga Rui Hachimura jumper at 0.6 seconds  
 Gonzaga defeated Washington 81-79 (12/5/18)  
 By Opponent Roosevelt Jones layup at 0.2 seconds  
 Butler defeated Gonzaga 64-63 (11/19/13)

**Made Fewer Than 20 Field Goals**

By Gonzaga 18 vs. Saint Mary's (3/12/19)  
 By Opponent 15 by Fairleigh Dickinson (3/21/19)

**Had 70-79 Field Goal Attempts**

By Gonzaga 74, at San Diego (1/9/20)  
 By Opponent 78 by Arizona (12/14/09)

**Made 10+ Three-Point Field Goals**

By Gonzaga 10, Detroit Mercy (12/30/19)  
 By Opponent 11 by Southern Miss (11/27/19)

**Had 30+ Three-Point Field Goals Attempts**

By Gonzaga 31 at Portland (1/19/19)  
 By Opponent 30 by Arizona (12/14/19)

**Shot Less Than 20 Percent From 3-Point Line**

By Gonzaga .188 (3-of-16) at Santa Clara (1/30/20)  
 By Opponent .120 (3-25) by Santa Clara (1/16/20)

**Made 5 or Fewer Free Throws**

By Gonzaga 5, San Diego (1/26/17)  
 By Opponent 4 by San Francisco (2/20/20)

**Shot Over 90 Percent From The Foul Line**

By Gonzaga .917 (11-of-12), at Saint Mary's (3/2/19)  
 By Opponent .923 (12-of-13) by Arizona (12/14/19)

**Shot 100 Percent From The Foul Line**

By Gonzaga 19-of-19, Washington (12/5/18)  
 By Opponent 6-of-6 by Santa Clara (1/30/20)

**Had 20-29 Assists**

By Gonzaga 20, at Pepperdine (2/15/20)  
 By Opponent 22 by Tennessee (12/9/18)

**Had 20+ Turnovers**

By Gonzaga 22 vs Illinois (11/19/18)  
 By Opponent 21 by Alabama State (11/5/19)

**Committed 10 or Fewer Turnovers**

By Gonzaga 10, at Santa Clara (1/30/20)  
 By Opponent 10, by Pepperdine (2/15/20)

INDIVIDUAL

**30-39 Points by a Player**

By Gonzaga 31, Filip Petrushev at Santa Clara (1/30/20)  
 By Opp. 31, Antoine Davis, Detroit Mercy (12/30/19)

**Two Players Scored 20 or More Points**

By Gonzaga Filip Petrushev (22) & Ryan Woolridge (21)  
 Detroit Mercy (12/30/19)  
 By Opp. Colbey Ross (23) & Kameron Edwards  
 at Pepperdine (2/15/20)

**10+ Field Goals Made by a Player**

By Gonzaga 10, Killian Tillie, San Francisco (2/20/20)  
 By Opp. 10, Kameron Edwards, at Pepperdine (2/15/20)

**20-29 Field Goal Attempts by a Player**

By Gonzaga 21, Zach Norvell Jr., at Creighton (12/1/18)  
 By Opp. 23, Kameron Edwards, at Pepperdine (2/15/20)

**Player Shot .800 With 10+ Field Goals Attempts**

By Gonzaga 9-of-11 (.818) Killian Tillie, Pacific (1/25/20)  
 By Opp. 12-of-15 (.800) Jock Landale, Saint Mary's (1/18/18)

**5+ 3pt Field Goals Made by a Player**

By Gonzaga 5, Corey Kispert, North Carolina (12/18/19)  
 By Opp. 5, Antoine Davis, Detroit Mercy (12/30/19)

**10+ 3pt Field Goal Attempts by a Player**

By Gonzaga 17, Zach Norvell Jr., at Creighton (12/1/18)  
 By Opp. 12, Khalil Shabazz, San Francisco (2/20/20)

**10+ Free Throws Made by a Player**

By Gonzaga 11, Filip Petrushev, Loyola Marymount (2/6/20)  
 By Opp. 11, KeVaughn Allen, vs. Florida (11/24/17)

**10+ Free Throws Attempted by a Player**

By Gonzaga 15, Filip Petrushev, Loyola Marymount (2/6/20)  
 By Opp. 10, Isaiah Stewart, at Washington (12/8/19)

**15+ Free Throws Attempted by a Player**

By Gonzaga 15, Filip Petrushev, Loyola Marymount (2/6/20)  
 By Opp. 15, Charles Mann, Georgia (11/26/14)

**Player Shot 1.000 With 10+ Free Throw Attempts**

By Gonzaga 10-of-10, Zach Norvell Jr., Idaho State (11/6/18)  
 By Opp. 11-of-11, KeVaughn Allen, vs. Florida (11/24/17)

**10+ Rebounds by a Player**

By Gonzaga 12, Filip Petrushev, at Pepperdine (2/15/20)  
 By Opp. 14, Jimbo Lull, San Francisco (2/20/20)

**15+ Rebounds by a Player**

By Gonzaga 15, Filip Petrushev, vs. Oregon (11/28/19)  
 By Opp. 17, Zeke Nnaji, Arizona (12/14/19)

**Two Players with 10 or More Rebounds**

By Gonzaga Filip Petrushev (11) & Drew Timme (10),  
 at Saint Mary's (2/8/20)  
 By Opp. Kerwin Roach II (11) & Mohamed Bamba (10),  
 vs Texas (11/26/17)

**5+ Offensive Rebounds by a Player**

By Gonzaga 6, Filip Petrushev, vs. Oregon (11/28/19)  
 By Opp. 6, Jaden Bediako, Santa Clara (1/16/20)

**10+ Assists by a Player**

By Gonzaga 10, Josh Perkins, at BYU (1/31/19)  
 By Opp. 10, Colbey Ross, Pepperdine (1/4/20)

**5+ Blocked Shots by a Player**

By Gonzaga 5, Drew Timme, Pacific (1/25/20)  
 By Opp. 5, Mohamed Bamba, Texas (11/26/17)

**5+ Steals by a Player**

By Gonzaga 5, Ryan Woolridge, San Francisco (2/20/20)  
 By Opp. 5, Trent Frazier, Illinois (11/19/18)

**Double-Double by a Player\***

By Gonzaga 27/12, Filip Petrushev, at Pepperdine (2/15/20)  
 By Opp. 15/12, Josip Vrankic, at Santa Clara (1/30/20)  
 \*Double-doubles are points and rebounds unless otherwise



GAME NOTES

Associated Press Top 25		
(Feb. 17)	REC	PTS
1 Baylor (48)	23-1	1559
2 <b>Gonzaga</b> (14)	26-1	1518
3 Kansas (1)	22-3	1434
4 San Diego State	26-0	1404
5 Dayton	23-2	1294
6 Duke	22-3	1285
7 Maryland	21-4	1194
8 Florida State	21-4	1088
9 Penn State	20-5	1024
10 Kentucky	20-5	1011
11 Louisville	21-5	837
12 Villanova	19-6	824
13 Auburn	22-3	818
14 Oregon	20-6	742
15 Creighton	20-6	718
16 Seton Hall	18-7	672
17 West Virginia	18-7	552
18 Colorado	20-6	501
19 Marquette	17-7	404
20 Iowa	18-8	254
21 Butler	19-7	242
22 Houston	20-6	237
23 BYU	21-7	188
24 Arizona	18-7	102
25 Ohio State	17-8	95

**Also receiving votes:** Texas Tech 92, Michigan State 87, Michigan 83, LSU 55, Rhode Island 39, Virginia 32, Cincinnati 14, Stephen F. Austin 14, Illinois 12, Northern Iowa 9, Utah State 8, Rutgers 6, Florida 6, East Tennessee State 5, Saint Mary's 4, Tulsa 3, Richmond 3, SMU 2, New Mexico State 2, Wright State 1, Arizona State 1

USA Today/Coaches' Top 25		
(Feb. 17)	REC	PTS
1 Baylor (21)	23-1	788
2 <b>Gonzaga</b> (11)	26-1	772
3 Kansas	22-3	723
4 San Diego St.	26-0	717
5 Dayton	23-2	659
6 Duke	22-3	652
7 Maryland	21-4	601
8 Florida State	21-4	524
9 Penn St.	20-5	503
10 Kentucky	20-5	488
11 Louisville	21-5	466
12 Auburn	22-3	398
13 Villanova	19-6	383
14 Seton Hall	18-7	355
15 Creighton	20-6	340
16 Oregon	20-6	311
17 Colorado	20-6	287
18 West Virginia	18-7	279
19 Marquette	17-7	171
20 Iowa	18-8	168
21 Arizona	18-7	132
22 Houston	20-6	131
23 Butler	19-7	124
24 Ohio St.	17-8	79
25 Michigan St	17-9	76

**Also receiving votes:** Texas Tech 59; Brigham Young 56; Michigan 44; Illinois 24; Virginia 20; Louisiana State 16; Northern Iowa 10; Rhode Island 9; Southern Methodist 6; Oklahoma 6; St. Mary's 5; Florida 5; Rutgers 3; East Tennessee St. 3; Cincinnati 3; Stephen F. Austin 2; Wisconsin 1; Arizona State 1.

PLAYER CAPSULES

**#1 ADMON GILDER**

6-4 • RS SR • G • Dallas, Texas  
 • Texas A&M: Sat out the 2018-2019 season with a blood clot...As a junior, averaged 12.3 points per game and led the Aggies from beyond the arc, shooting 39.5 percent...Named SEC Player of the Week after leading the Aggies to a win over then ranked No. 11 West Virginia with 23 points, nine boards and seven assists...Member of A&M's 1,000 point club.  
 • High School: Three-time TABC All-State selection at Dallas Madison High School...2015 Gatorade Texas Player of the Year and Parade All American...Helped the Trojans capture back-to-back Class 3A state titles in 2013 and 2014.

**#2 DREW TIMME**

6-10 • FR • F • Richardson, Texas  
 • High School: Five-star recruit according to Rivals and ranked 41st on 247 Sports' top recruits for the 2019 class...Nominated for the 2019 McDonald's All-American game as a senior...Helped Pearce advance to the second round of the state tournament... Named MVP of the 8-6A district...Averaged 17.8 points, 10 rebounds, and 2.6 assists per game at the July 2018 Peach Jam.

**#3 FILIP PETRUSEV**

6-11 • SO • F • Belgrade, Serbia  
 • 2018-2019: Appeared in 32 games...Averaged 6.5 points per game...Grabbed 87 rebounds on the year...Shot 85.3 percent from the free throw line...Scored a season-high 15 points versus Saint Mary's...WCC All-Freshman Team.  
 • High School: Excelled at prep powerhouse Montverde Academy in Florida...helped Montverde to a national championship win as a senior...helped guide Serbia to their second straight title at the FIBA U18 European Championships over the 2018 summer...Had 29 points, 8 rebounds and 3 assists in the final.

**#4 RYAN WOOLRIDGE**

6-3 • RS SR • G • Mansfield, Texas  
 • North Texas: Scored a career-high 25 points versus Marshall on Feb. 17, 2018... Grabbed a career-high 12 rebounds at Rice on Dec. 29, 2018... Recorded a triple-double on Dec. 5, 2018 at Indiana State with 12 points, 10 rebounds and 10 assists... When graduated his 150 career steals were one shy of tying the program record ... In 2017-18, Woolridge dished out a single-season school record 221 assists.  
 • High School: Helped Lake Ridge to a 24-8 overall record and 11-4 mark in district play... As a senior, averaged 17.3 points, 6.1 assists, 5.1 rebounds and 3.3 steals per game... Selected co-Offensive Player of the Year for District 14-5A and named to the First Team Super Team (Star-Telegram).

**#5 MARTYNAS ARLAUSKAS**

6-6 • FR • G • Kaunas, Lithuania  
 • Prior to Gonzaga: Averaged 9.4 points, 3.7 rebounds, 1.9 assists and 1.7 steals at the FIBA U16 European Championship 2016 ... At the 2019 FIBA U19 World Cup, Arlauskas averaged 5.4 points, 2.9 rebounds and 1.1 assists for Lithuania ... Arlauskas' father, Mindaugas, played for Zalgiris in the 1980s with Arvydas Sabonis, whose son Domantas was an All-American at GU.

**#10 PAVEL ZAKHAROV**

6-11 • FR • F • St. Petersburg, Russia  
 • Prior to Gonzaga: Zakharov played at Montverde (Fla.) Academy, the same school the produced Zags' forward Filip Petrushev... Helped Russia finish fourth in the 2018 FIBA European Championships ... He averaged 7.3 points and 5 rebounds in the tournament.

**#11 JOEL AYAYI**

6-5 • RS SO • G • Bordeaux, France  
 • 2018-2019: Appeared in 23 games, averaging 5.6 minutes per game...scored five points against Denver and North Alabama... Grabbed five rebounds versus Denver...Season-high 12 minutes versus North Dakota State, UT Arlington and Denver.  
 • 2017-2018: Redshirted.  
 • Prior to Gonzaga: Trained with the French sports institute (INSEP)...Played for France in the FIBA under-16 European Championships...Averaged 11.3 points, 6.7 rebounds and 2.1 assists as France finished sixth in the 16-team tournament.

**#21 OUMAR BALLO**

6-10 • FR • C • Koulikoro, Mali  
 • Prior to Gonzaga: Led Mali to its best-ever finish at the FIBA U19 World Cup, placing second...Led the tournament with 11.8 rebounds per game...Averaged 17.6 points and shot 52.4 percent from the field...One of only six players that recorded three double-doubles at the event...Played at the NBA Academy Latin America in Mexico City.

**#22 ANTON WATSON**

6-8 • FR • F • Spokane, Wash.  
 • High School: Led Gonzaga Prep to a pair of 4A state titles...Scored 33 points in a 69-43 win over Mt. Si in the 2019 title game... averaged 21.6 points, 7.1 rebounds and 3.8 assists as a senior ... He was named the Associated Press and Seattle Times All-State Player of the Year in 2018 and 2019 ... a two-time state tournament MVP and two-time Greater Spokane League MVP.

**#23 MATTHEW LANG**

6-3 • SO • G • Portland, Ore.  
 • 2018-2019: Appeared in 11 games...scored eight points on the season...season-high three points versus CSU Bakersfield and Portland...grabbed three rebounds...season-high six minutes versus North Dakota State.  
 • High School: Excelled at Jesuit High School... guided the Crusaders to 21 wins and a trip to the OSAA Class 6A quarterfinals as a senior...averaged 15.4 points per game as a senior.

**#24 COREY KISPERT**

6-7 • JR • F • Edmonds, Wash.  
 • 2018-2019: Started in 36 out of 37 games... Averaged 8.0 points per game...Scored a season high 17 points versus North Dakota State...Grabbed nine rebounds against Tennessee...Second on the team with 61 made 3 point field goals...Academic All-West Coast Conference.  
 • 2017-2018: Appeared in 35 games, starting 7... Averaged 6.7 points per game and scored in double digit figures 10 times... Registered his first collegiate double-double at Portland with a season-best 23 points and 10 rebounds.

• High School: Helped King's High School win two Washington State 1A titles... Averaged 23.9 points, 6.8 rebounds, 3.4 assists and 2.3 steals per game as a junior.

**#33 KILLIAN TILLIE**

6-10 • JR • F • Cagnes-sur-Mer, France  
 • 2018-2019: Appeared in 15 games...scored a season-high 17 points versus Fairleigh Dickinson...recorded six assists versus Portland... Averaged 16.6 minutes per game...Named to numerous preseason award watch lists... Street & Smith Third Team All-American... CBS Sports Top 100 (No. 50)...SB Nation Top 100 (No. 29)...Kareem Abdul-Jabbar Award Preseason Watch List...Naismith Trophy Preseason Watch List...Wooden Award Preseason Top 50.  
 • 2017-2018: Saw action in 36 games and started 35...averaged 12.9 points per game on 58% shooting from the field and 47.9% shooting from behind the arc... led the Zags in three point percentage...  
 • 2016-2017: Appeared in 33 games... reached double-digit scoring three times... averaged 4.2 points per game... scored a career-high 12 points on 6-of-7 shooting from the field at San Francisco.  
 • Prior to Gonzaga: Led his country to a bronze medal at the 2015 FIBA 3-on-3 U18 World Championships... comes from a deep athletic background as brother Kim played basketball for the University of Utah and brother Kevin won back-to-back NCAA volleyball titles

**#35 WILL GRAVES**

6-5 • SO • G • Eugene, Ore.  
 • 2018-2019: Lane Community College: Played in 29 games for the Titans, starting in 10... averaged 6.6 points per game and 3.3 boards...shot 42 percent from the field and 38.1 percent from beyond the arc.  
 • High School: Played at South Eugene...named to the 6A Southwestern Conference Second team as a senior.


GAME NOTES

2019-20 SEASON AND CAREER HIGHS




22, Eastern Washington, 12/21/19 **Points** 24, at West Virginia, 1/28/17  
 7, 2x, last at Arizona, 12/14/19 **Rebounds** 10, at USC, 11/26/17  
 5, 3x, last at Pepperdine, 2/15/20 **Assists** 7, 3x, last vs. West Virginia, 11/10/17  
 4, Pepperdine, 1/4/20 **Steals** 5, 2x, last at Florida, 2/11/17  
 2, CSU Bakersfield, 2/23/19 **Blocks** 2, 2x, last CSU Bakersfield, 2/23/19  
 34, UT-Arlington, 11/19/19 **Minutes** 40, 10x, last Providence, 3/16/18 **CAREER**

**1** **ADMON GILDER** RSR-TR | G | 6-4 | 200 | Dallas, Texas | Texas A&M




20, at Saint Mary's, 2/8/20 **Points** 20, at Saint Mary's, 2/8/20  
 11, 2x, last Santa Clara, 1/16/20 **Rebounds** 11, 2x, last Santa Clara, 1/16/20  
 4, 2x, last at San Diego, 1/9/20 **Assists** 4, 2x, last at San Diego, 1/9/20  
 4, at Texas A&M, 11/15/19 **Steals** 4, at Texas A&M, 11/15/19  
 5, Pacific, 1/25/20 **Blocks** 5, Pacific (1/25/20)  
 34, Loyola Marymount, 2/6/20 **Minutes** 34, Loyola Marymount, 2/6/20 **CAREER**

**2** **DREW TIMME** FR - HS | F | 6-10 | 235 | Richardson, Texas | Pearce Clark



31, at Santa Clara, 1/30/20 **Points** 31, at Santa Clara, 1/30/20  
 15, 2x, last vs. Oregon, 11/28/19 **Rebounds** 15, 2x, last vs. Oregon, 11/28/19  
 4, 3x, last Pepperdine, 1/4/20 **Assists** 4, 3x, last Pepperdine, 1/4/20  
 3, 3x, last at Santa Clara, 1/30/20 **Steals** 3, 3x, last at Santa Clara, 1/30/20  
 4, 2x, last at Arizona, 12/14/19 **Blocks** 4, 2x, last at Arizona, 12/14/19  
 40, vs. Oregon, 11/28/19 **Minutes** 40, vs. Oregon, 11/28/19 **CAREER**

**3** **FILIP PETRUSEV** SO-1L | F | 6-1 | 225 | Belgrade, Serbia | Montverde Academy




21, Detroit Mercy, 12/30/19 **Points** 25, vs. Marshall, 2/17/18  
 9, UT-Arlington, 11/19/19 **Rebounds** 12, at Rice, 12/29/18  
 9, 2x, last North Carolina, 12/18/19 **Assists** 11, vs. Charlotte, 1/4/18  
 5, San Francisco, 2/20/20 **Steals** 8, vs. UTSA, 2/16/18  
 2, Eastern Washington, 12/21/19 **Blocks** 4, at FIU, 2/22/218  
 41, vs. Oregon, 11/28/19 **Minutes** 41, vs. Oregon, 11/28/19 **CAREER**

**4** **RYAN WOOLRIDGE** RSR-TR | G | 6-3 | 175 | Mansfield, Texas | North Texas County




5, 2x, last Texas Southern, 12/4/19 **Points** 5, 2x, last Texas Southern, 12/4/19  
 2, 5x, last at Santa Clara, 1/30/20 **Rebounds** 2, 5x, last at Santa Clara, 1/30/20  
 1, 2x, last Eastern Washington, 12/21/19 **Assists** 1, 2x, last Eastern Washington, 12/21/19  
 2, at San Diego, 1/9/20 **Steals** 2, at San Diego, 1/9/20  
 1, vs. Michigan, 11/29/19 **Blocks** 1, vs. Michigan, 11/29/19  
 13, Arkansas-Pine Bluff, 11/9/19 **Minutes** 13, Arkansas-Pine Bluff, 11/9/19 **CAREER**

**5** **MARTYNAS ARLAUSKAS** FR - HS | G | 6-6 | 200 | Kaunas, Lithuania




7, Eastern Washington, 12/21/19 **Points** 7, Eastern Washington, 12/21/19  
 5, Texas Southern, 12/4/19 **Rebounds** 5, Texas Southern, 12/4/19  
 1, 2x, last Santa Clara, 1/16/20 **Assists** 1, 2x, last Santa Clara, 1/16/20  
 1, at San Diego, 1/9/20 **Steals** 1, at San Diego, 1/9/20  
 1, 3x, last Santa Clara, 1/16/20 **Blocks** 1, 3x, last Santa Clara, 1/16/20  
 9, at San Diego, 1/9/20 **Minutes** 9, at San Diego, 1/9/20 **CAREER**

**10** **PAVEL ZAKHAROV** FR - HS | F | 6-11 | 235 | St. Petersburg, Russia | Montverde



21, vs. Southern Miss, 11/27/19 **Points** 21, vs. Southern Miss, 11/27/19  
 13, Arkansas-Pine Bluff, 11/9/19 **Rebounds** 13, Arkansas-Pine Bluff, 11/9/19  
 7, 2x, last at Arizona, 12/14/19 **Assists** 7, 2x, last at Arizona, 12/14/19  
 4, BYU, 1/18/20 **Steals** 4, BYU, 1/18/20  
 1, 5x, last at Santa Clara, 1/30/20 **Blocks** 1, 5x, last at Santa Clara, 1/30/20  
 39, at San Francisco, 2/1/20 **Minutes** 39, at San Francisco, 2/1/20 **CAREER**

**11** **JOEL AYAYI** RSO-1L | G | 6-5 | 180 | Bordeaux, France | INSEP



15, North Dakota, 11/12/19 **Points** 15, North Dakota, 11/12/19  
 8, 2x, last North Dakota, 11/12/19 **Rebounds** 8, 2x, last North Dakota, 11/12/19  
 4, Alabama State, 11/5/19 **Assists** 4, Alabama State, 11/5/19  
 3, Arkansas-Pine Bluff, 11/9/19 **Steals** 3, Arkansas-Pine Bluff, 11/9/19  
 2, 2x, last Detroit Mercy, 12/30/19 **Blocks** 2, 2x, last Detroit Mercy, 12/30/19  
 27, 2x, last N. Dakota, 11/12/19 **Minutes** 27, 2x, last N Dakota, 11/12/19 **CAREER**

**22** **ANTON WATSON** FR-HS | F | 6-8 | 220 | Spokane, Wash. | Gonzaga Prep

CAREER SUPERLATIVES

PLAYED/STARTED	19-20	CAREER	STREAK
Admon Gilder	28-9	126-67	-
Ryan Woolridge	28-28	117-103	28
Kilian Tillie	19-19	102-53	1
Corey Kispert	28-28	98-70	36
Filip Petrushev	28-28	58-28	28
Joel Ayayi	28-19	52-19	19
Matthew Lang	17-0	28-0	-
Anton Watson	15-5	15-5	-
Drew Timme	28-4	28-4	-
Martynas Arlauskas	21-0	21-0	-
Pavel Zakharov	17-0	17-0	-
Will Graves	10-0	10-0	-

DOUBLE-DIGIT GAMES	2019-20	CAREER
Points		
Admon Gilder	20	79
Ryan Woolridge	18	69
Kilian Tillie	11	38
Corey Kispert	22	45
Filip Petrushev	26	36
Drew Timme	15	15
Anton Watson	3	3
Joel Ayayi	17	17

Rebounds	2019-20	CAREER
Kilian Tillie	2	6
Ryan Woolridge	-	4
Corey Kispert	-	1
Admon Gilder	-	1
Joel Ayayi	3	3
Filip Petrushev	8	8
Drew Timme	4	4

20+ POINTS	2019-20	CAREER
Ryan Woolridge	1	12
Kilian Tillie	5	13
Admon Gilder	1	8
Corey Kispert	4	6
Filip Petrushev	8	8
Joel Ayayi	2	2
Drew Timme	1	1


8+ REBOUNDS	2019-20	CAREER
Ryan Woolridge	3	18
Kilian Tillie	6	18
Corey Kispert	2	7
Admon Gilder	-	4
Anton Watson	2	2
Joel Ayayi	6	6
Filip Petrushev	11	11
Drew Timme	7	7

5+ ASSISTS	2019-20	CAREER
Ryan Woolridge	14	63
Admon Gilder	3	16
Kilian Tillie	1	3
Joel Ayayi	9	9
Corey Kispert	3	3

3+ BLOCKS	2019-20	CAREER
Kilian Tillie	2	6
Ryan Woolridge	-	2
Corey Kispert	-	1
Filip Petrushev	4	4
Drew Timme	2	2

3+ STEALS	2019-20	CAREER
Ryan Woolridge	5	26
Admon Gilder	3	21
Kilian Tillie	3	5
Corey Kispert	1	2
Joel Ayayi	6	6
Anton Watson	1	1
Drew Timme	2	2
Filip Petrushev	3	3

GAME NOTES




3, 3x, last Detroit Mercy, 12/30/19  
 1, 3x, last at San Diego, 1/9/20  
 1, 3x, last Pacific, 1/25/20  
 1, 3x, last Santa Clara, 1/16/20

**Points** 3, 5x, last Detroit Mercy, 12/30/19  
**Rebounds** 1, 7x, last at San Diego, 1/9/20  
**Assists** 1, 3x, last Pacific, 1/25/20  
**Steals** 1, 3x, last Santa Clara  
**Blocks**  
**Minutes** 6, 2x, last Pine Bluff, 11/9/19

**SEASON** 6, Arkansas-Pine Bluff, 11/9/19

**23**

**MATTHEW LANG** SO-1L | G | 6-3 | 185 | Portland, Ore. | Jesuit




28, 2x, last vs. Southern Miss, 11/27/19  
 8, at Arizona, 12/14/19  
 5, 3x, last at Pepperdine, 2/15/20  
 5, Loyola Marymount, 2/6/20  
 2, at Santa Clara, 1/30/20  
 41, vs. Oregon, 11/28/19

**Points** 28, 2x, last vs. Southern Miss, 11/27/19  
**Rebounds** 10, at Portland, 1/25/18  
**Assists** 5, 3x, last at Pepperdine, 2/15/20  
**Steals** 5, Loyola Marymount, 2/6/20  
**Blocks** 3, Texas A&M, 11/15/18  
**Minutes** 46, vs. Florida, 11/24/17

**SEASON** 41, vs. Oregon, 11/28/19

**24**

**COREY KISPERT** JR-2L | F | 6-6 | 215 | Edmonds, Wash. | King's




22, 4x, last San Francisco, 2/20/20  
 10, 2x, last BYU, 1/18/20  
 6, at Washington, 12/8/19  
 4, at Washington, 12/8/19  
 4, Pacific, 1/25/20  
 33, 2x, last BYU, 1/18/20

**Points** 27, 2x, last at Portland, 1/25/18  
**Rebounds** 12, Texas Southern, 11/10/17  
**Assists** 6, at Washington, 12/8/19  
**Steals** 4, at Washington, 12/8/19  
**Blocks** 4, 2x, last Pacific, 1/25/20  
**Minutes** 35, Utah State, 11/19/17

**SEASON** 33, 2x, last BYU, 1/18/20

**33**

**KILLIAN TILLIE** SR-1L | F | 6-10 | 200 | Cagnes-sur-Mer, France | INSEP



3, 4x, last Pacific, 1/25/20  
 2, Santa Clara, 1/16/20

**Points** 3, 4x, last Pacific, 1/25/20  
**Rebounds** 2, Santa Clara, 1/16/20  
**Assists**  
**Steals**  
**Blocks**  
**Minutes** 4, Santa Clara, 1/16/20

**SEASON** 4, Santa Clara, 1/16/20

**35**

**WILL GRAVES** SO - 1L | G | 6-5 | 180 | Eugene, Ore. | Lane CC

STARTING LINEUPS

Lewis-Clark State	W, 116-61	Woolridge	Gilder	Kispert	Watson	Petrusev
Alabama State	W, 95-64	Woolridge	Gilder	Kispert	Watson	Petrusev
Arkansas-Pine Bluff	W, 110-60	Woolridge	Gilder	Kispert	Watson	Petrusev
North Dakota	W, 97-66	Woolridge	Gilder	Kispert	Watson	Petrusev
at Texas A&M	W, 79-49	Woolridge	Gilder	Kispert	Watson	Petrusev
UT Arlington	W, 72-66	Woolridge	Gilder	Kispert	Tillie	Petrusev
CSU Bakersfield	W, 77-49	Woolridge	Gilder	Kispert	Tillie	Petrusev
vs. Southern Miss	W, 94-69	Woolridge	Gilder	Kispert	Watson	Petrusev
vs. Oregon	W, 73-72	Woolridge	Gilder	Kispert	Tillie	Petrusev
vs. Michigan	L, 64-82	Woolridge	Gilder	Kispert	Tillie	Petrusev
Texas Southern	W, 101-62	Woolridge	Ayayi	Kispert	Tillie	Petrusev
at Washington	W, 83-76	Woolridge	Ayayi	Kispert	Tillie	Petrusev
at Arizona	W, 84-80	Woolridge	Ayayi	Kispert	Tillie	Petrusev
North Carolina	W, 94-81	Woolridge	Ayayi	Kispert	Tillie	Petrusev
Eastern Washington	W, 112-77	Woolridge	Ayayi	Kispert	Tillie	Petrusev
Detroit Mercy	W, 93-72	Woolridge	Ayayi	Kispert	Timme	Petrusev
at Portland	W, 85-72	Woolridge	Ayayi	Kispert	Tillie	Petrusev
Pepperdine	W, 75-70	Woolridge	Ayayi	Kispert	Tillie	Petrusev
at San Diego	W, 94-50	Woolridge	Ayayi	Kispert	Tillie	Petrusev
at Loyola Marymount	W, 87-62	Woolridge	Ayayi	Kispert	Tillie	Petrusev
Santa Clara	W, 104-54	Woolridge	Ayayi	Kispert	Tillie	Petrusev
BYU	W, 92-69	Woolridge	Ayayi	Kispert	Tillie	Petrusev
Pacific	W, 92-59	Woolridge	Ayayi	Kispert	Tillie	Petrusev
at Santa Clara	W, 87-72	Woolridge	Ayayi	Kispert	Tillie	Petrusev
at San Francisco	W, 83-79	Woolridge	Ayayi	Kispert	Timme	Petrusev
Loyola Marymount	W, 85-67	Woolridge	Ayayi	Kispert	Timme	Petrusev
at Saint Mary's	W, 90-60	Woolridge	Ayayi	Kispert	Tillie	Petrusev
at Pepperdine	W, 89-77	Woolridge	Ayayi	Kispert	Timme	Petrusev
San Francisco	W, 71-54	Woolridge	Ayayi	Kispert	Tillie	Petrusev

DOUBLE-DOUBLE TRACKER

	2019-20	Career
Ryan Woolridge		3
Corey Kispert		1
Killian Tillie	1	2
-BYU, 1/18/20 (22 points, 10 rebounds)		
Filip Petrusev	8	8
-North Dakota, 11/12/19 (19 points, 15 rebounds)		
- at Texas A&M, 11/15/19 (14 points, 10 rebounds)		
-vs. Oregon, 11/28/19 (22 points, 15 rebounds)		
-at Washington, 12/8/19 (17 points, 10 rebounds)		
- Pepperdine, 1/4/20 (16 points, 10 rebounds)		
- at San Francisco, 2/1/20 (23 points, 11 rebounds)		
-at Saint Mary's, 2/8/20 (18 points, 11 rebounds)		
- at Pepperdine, 2/15/20 (27 points, 12 rebounds)		
Joel Ayayi	2	2
-vs. Southern Miss, 11/27/19 (21 points, 12 rebounds)		
-North Carolina, 12/18/19 (11 points, 10 rebounds)		
Drew Timme	3	3
-at Loyola Marymount, 1/11/20 (10 points, 11 rebounds)		
-Santa Clara, 1/16/20 (15 points, 11 rebounds)		
-at Saint Mary's, 2/8/20 (20 points, 10 rebounds)		

CURRENT STREAKS

Overall	Won 19
Unranked teams anywhere	Won 27
Ranked teams anywhere	Won 3
Home	Won 37
Home WCC	Won 19
Home non-conference	Won 33
Home unranked non-conference	Won 33
Home ranked teams	Won 2
Home unranked teams	Won 33
Road	Won 18
Road WCC	Won 39
Road ranked teams	Won 2
Road unranked teams	Won 24
Neutral	Lost 1
Neutral ranked teams	Won 1
Neutral unranked teams	Lost 1

Consecutive Made Free Throws (active streak)

Corey Kispert	20
Joel Ayayi	12
Admon Gilder	4
Drew Timme	2
Matt Lang	1

Consecutive Games with a Three-Point Field Goal

Corey Kispert	22/22
Filip Petrusev	0/3
Joel Ayayi	0/10
Killian Tillie	8/13
Admon Gilder	0/5^
Ryan Woolridge	2/4^
Martynas Arlauskas	0/1
Matthew Lang	0/2
Pavel Zakharov	0/1
Will Graves	0/2
Drew Timme	0/1

\* First number is active streak, second is career longest streak  
 ^Streak at Gonzaga



**2020-21 Gonzaga Men's Basketball  
Team High/Low Analysis  
All games**

Page 1/4  
as of Feb 21, 2020

**Gonzaga - Game Highs**

<b>POINTS</b>	112	Eastern Wash. (12/21/2019)
	110	Ark.-Pine Bluff (11/09/2019)
	104	Santa Clara (01/16/2020)
	101	Texas Southern (12/04/2019)
	97	North Dakota (11/12/2019)
<b>FIELD GOALS MADE</b>	42	Texas Southern (12/04/2019)
	41	North Dakota (11/12/2019)
<b>FIELD GOAL ATTEMPTS</b>	78	Texas Southern (12/04/2019)
	74	at San Diego (01/09/2020)
<b>FIELD GOAL PERCENTAGE</b>	.679 (36-53)	at Saint Mary's (CA) (02/08/2020)
	.625 (35-56)	Ark.-Pine Bluff (11/09/2019)
<b>3 PT FG MADE</b>	13	vs Southern Miss. (N) (11/27/2019)
	12	Eastern Wash. (12/21/2019)
<b>3 PT FG ATTEMPTS</b>	30	Eastern Wash. (12/21/2019)
	28	vs Oregon (N) (11/28/2019)
<b>3 PT FG PERCENTAGE</b>	.800 (4-5)	at San Francisco (02/01/2020)
	.684 (13-19)	vs Southern Miss. (N) (11/27/2019)
<b>FREE THROWS MADE</b>	31	Ark.-Pine Bluff (11/09/2019)
	30	Eastern Wash. (12/21/2019)
<b>FREE THROW ATTEMPTS</b>	40	Eastern Wash. (12/21/2019)
	39	CSU Bakersfield (11/23/2019)
	39	Ark.-Pine Bluff (11/09/2019)
<b>FREE THROW PERCENTAGE</b>	.875 (28-32)	Santa Clara (01/16/2020)
	.800 (16-20)	vs Oregon (N) (11/28/2019)
<b>REBOUNDS</b>	53	Santa Clara (01/16/2020)
	53	North Dakota (11/12/2019)
<b>ASSISTS</b>	25	Detroit Mercy (12/30/2019)
	24	Alabama St. (11/05/2019)
<b>STEALS</b>	13	Loyola Marymount (02/06/2020)
	12	at San Diego (01/09/2020)
	12	at Washington (12/08/2019)
<b>BLOCKED SHOTS</b>	10	Pacific (01/25/2020)
	8	North Dakota (11/12/2019)
<b>TURNOVERS</b>	17	Pepperdine (01/04/2020)
	16	at Texas A&M (11/15/2019)
<b>FOULS</b>	21	at San Francisco (02/01/2020)
	21	Eastern Wash. (12/21/2019)





**2020-21 Gonzaga Men's Basketball  
Player Highs Analysis  
All games**

**Gonzaga - Individual Game Highs**

<b>POINTS</b>	31	Filip Petrushev at Santa Clara (01/30/2020)
	28	Corey Kispert vs Southern Miss. (N) (11/27/2019)
	28	Corey Kispert vs Alabama St. (11/05/2019)
	27	Filip Petrushev at Pepperdine (02/15/2020)
	26	Corey Kispert vs North Carolina (12/18/2019)
<b>FIELD GOALS MADE</b>	14	Filip Petrushev at Santa Clara (01/30/2020)
	10	Killian Tillie vs San Francisco (02/20/2020)
	10	Corey Kispert vs North Carolina (12/18/2019)
	10	Corey Kispert vs Alabama St. (11/05/2019)
<b>FIELD GOAL ATTEMPTS</b>	20	Filip Petrushev at Pepperdine (02/15/2020)
	18	Filip Petrushev at Santa Clara (01/30/2020)
<b>FIELD GOAL PERCENTAGE (min 5 made)</b>	1.000 (5-5)	Drew Timme vs Detroit Mercy (12/30/2019)
	.900 (9-10)	Filip Petrushev vs Ark.-Pine Bluff (11/09/2019)
<b>3 PT FG MADE</b>	7	Corey Kispert vs Southern Miss. (N) (11/27/2019)
	5	Corey Kispert at Pepperdine (02/15/2020)
	5	Corey Kispert vs North Carolina (12/18/2019)
	5	Corey Kispert vs Oregon (N) (11/28/2019)
	5	Corey Kispert vs Alabama St. (11/05/2019)
<b>3 PT FG ATTEMPTS</b>	9	Ryan Woolridge vs Eastern Wash. (12/21/2019)
	8	Corey Kispert at Pepperdine (02/15/2020)
	8	Corey Kispert vs Pepperdine (01/04/2020)
	8	Corey Kispert at Portland (01/02/2020)
	8	Joel Ayayi at Washington (12/08/2019)
	8	Corey Kispert vs Oregon (N) (11/28/2019)
	8	Corey Kispert vs Southern Miss. (N) (11/27/2019)
<b>3 PT FG PERCENTAGE (min 2 made)</b>	1.000 (4-4)	Admon Gilder at Arizona (12/14/2019)
	1.000 (3-3)	Joel Ayayi vs Southern Miss. (N) (11/27/2019)
	1.000 (2-2)	Corey Kispert at San Francisco (02/01/2020)
	1.000 (2-2)	Joel Ayayi at San Francisco (02/01/2020)
	1.000 (2-2)	Corey Kispert vs Eastern Wash. (12/21/2019)
	1.000 (2-2)	Ryan Woolridge at Texas A&M (11/15/2019)
	1.000 (2-2)	Ryan Woolridge vs Ark.-Pine Bluff (11/09/2019)
<b>FREE THROWS MADE</b>	11	Filip Petrushev vs Loyola Marymount (02/06/2020)
	10	Filip Petrushev vs Eastern Wash. (12/21/2019)
<b>FREE THROW ATTEMPTS</b>	15	Filip Petrushev vs Loyola Marymount (02/06/2020)
	14	Filip Petrushev vs Eastern Wash. (12/21/2019)
<b>FREE THROW PERCENTAGE (min 3 made)</b>	1.000 (8-8)	Admon Gilder vs Santa Clara (01/16/2020)
	1.000 (7-7)	Corey Kispert vs Pacific (01/25/2020)
	1.000 (6-6)	Drew Timme at Saint Mary's (CA) (02/08/2020)
	1.000 (6-6)	Joel Ayayi at San Francisco (02/01/2020)
	1.000 (5-5)	Joel Ayayi vs BYU (01/18/2020)
	1.000 (5-5)	Corey Kispert vs Santa Clara (01/16/2020)
	1.000 (4-4)	Admon Gilder at Pepperdine (02/15/2020)
	1.000 (4-4)	Corey Kispert at Santa Clara (01/30/2020)
	1.000 (4-4)	Admon Gilder vs North Carolina (12/18/2019)
	1.000 (4-4)	Killian Tillie vs CSU Bakersfield (11/23/2019)
	1.000 (4-4)	Admon Gilder vs Ark.-Pine Bluff (11/09/2019)
	1.000 (4-4)	Ryan Woolridge vs Ark.-Pine Bluff (11/09/2019)
	1.000 (3-3)	Admon Gilder at San Francisco (02/01/2020)
	1.000 (3-3)	Joel Ayayi at San Diego (01/09/2020)
	1.000 (3-3)	Corey Kispert at Washington (12/08/2019)
1.000 (3-3)	Corey Kispert vs Southern Miss. (N) (11/27/2019)	
<b>REBOUNDS</b>	15	Filip Petrushev vs Oregon (N) (11/28/2019)
	15	Filip Petrushev vs North Dakota (11/12/2019)



**2020-21 Gonzaga Men's Basketball**  
**Season/Career Statistics**  
**All games**

Page 1/1  
as of Feb 21, 2020

**Summary**

Player	Season Statistics										Career Statistics									
	GP-GS	MIN/G	FG%	3FG%	FT%	R/G	A/G	STL	BLK	PTS/G	GP-GS	MIN/G	FG%	3FG%	FT%	R/G	A/G	STL	BLK	PTS/G
ARLAUSKAS, Martynas	21-0	5.9	.417	.125	.615	0.9	0.1	4	1	1.4	21-0	5.9	.417	.125	.615	0.9	0.1	4	1	1.4
AYAYI, Joel	28-19	29.2	.482	.343	.792	6.1	3.4	36	6	10.4	51-19	18.6	.488	.336	.727	4.0	2.1	42	6	6.5
GILDER, Admon	28-9	25.1	.425	.375	.764	3.1	2.1	34	7	10.8	28-9	25.1	.425	.375	.764	3.1	2.1	34	7	10.8
GRAVES, Will	11-0	2.0	.571	.667	.000	0.4	0.0	0	0	1.1	11-0	2.0	.571	.667	.000	0.4	0.0	0	0	1.1
KISPERS, Corey	28-28	32.5	.482	.455	.817	3.9	2.3	27	10	13.9	100-71	25.6	.461	.397	.791	3.7	1.3	61	33	9.2
LANG, Matthew	18-0	3.2	.333	.364	.000	0.2	0.2	3	0	0.7	29-0	2.7	.412	.357	1.000	0.2	0.1	3	0	0.7
PETRUSEV, Filip	28-28	25.9	.565	.182	.647	8.0	1.3	20	25	17.5	60-28	18.2	.562	.268	.703	5.2	0.8	25	40	11.6
TILLIE, Killian	19-19	24.1	.527	.400	.698	5.1	1.8	19	17	13.5	103-54	20.0	.547	.446	.746	4.6	1.3	83	74	9.2
TIMME, Drew	28-4	21.2	.608	.500	.615	5.5	1.3	17	28	10.0	28-4	21.2	.608	.500	.615	5.5	1.3	17	28	10.0
WATSON, Anton	15-5	14.8	.538	.111	.571	3.1	1.5	18	8	4.9	15-5	14.8	.538	.111	.571	3.1	1.5	18	8	4.9
WOOLRIDGE, Ryan	28-28	32.6	.529	.433	.600	4.5	4.5	42	6	10.4	28-28	32.6	.529	.433	.600	4.5	4.5	42	6	10.4
ZAKHAROV, Pavel	17-0	4.7	.684	.500	.600	0.9	0.1	2	3	2.1	17-0	4.7	.684	.500	.600	0.9	0.1	2	3	2.1

**Scoring**

Player	Season Statistics								Career Statistics							
	FG-FGA	FG%	3FG-3FGA	3FG%	FT-FTA	FT%	PTS	PTS/G	FG-FGA	FG%	3FG-3FGA	3FG%	FT-FTA	FT%	PTS	PTS/G
ARLAUSKAS, Martynas	10-24	.417	1-8	.125	8-13	.615	29	1.4	10-24	.417	1-8	.125	8-13	.615	29	1.4
AYAYI, Joel	109-226	.482	36-105	.343	38-48	.792	292	10.4	126-258	.488	39-116	.336	40-55	.727	331	6.5
GILDER, Admon	97-228	.425	39-104	.375	68-89	.764	301	10.8	97-228	.425	39-104	.375	68-89	.764	301	10.8
GRAVES, Will	4-7	.571	4-6	.667	0-0	.000	12	1.1	4-7	.571	4-6	.667	0-0	.000	12	1.1
KISPERS, Corey	131-272	.482	70-154	.455	58-71	.817	390	13.9	321-697	.461	171-431	.397	110-139	.791	923	9.2
LANG, Matthew	4-12	.333	4-11	.364	0-0	.000	12	0.7	7-17	.412	5-14	.357	1-1	1.000	20	0.7
PETRUSEV, Filip	179-317	.565	2-11	.182	130-201	.647	490	17.5	246-438	.562	11-41	.268	194-276	.703	697	11.6
TILLIE, Killian	98-186	.527	30-75	.400	30-43	.698	256	13.5	360-658	.547	100-224	.446	132-177	.746	952	9.2
TIMME, Drew	110-181	.608	1-2	.500	59-96	.615	280	10.0	110-181	.608	1-2	.500	59-96	.615	280	10.0
WATSON, Anton	28-52	.538	1-9	.111	16-28	.571	73	4.9	28-52	.538	1-9	.111	16-28	.571	73	4.9
WOOLRIDGE, Ryan	110-208	.529	29-67	.433	42-70	.600	291	10.4	110-208	.529	29-67	.433	42-70	.600	291	10.4
ZAKHAROV, Pavel	13-19	.684	1-2	.500	9-15	.600	36	2.1	13-19	.684	1-2	.500	9-15	.600	36	2.1

**Totals**

Player	Season Statistics									Career Statistics								
	O-REB	D-REB	TOTAL	PF	FO	A	TO	A/TO		O-REB	D-REB	TOTAL	PF	FO	A	TO	A/TO	
ARLAUSKAS, Martynas	8	11	19	11	0	3	6	0.5		8	11	19	11	0	3	6	0.5	
AYAYI, Joel	38	133	171	62	0	94	41	2.3		44	159	203	74	0	106	43	2.5	
GILDER, Admon	20	66	86	46	0	59	26	2.3		20	66	86	46	0	59	26	2.3	
GRAVES, Will	1	3	4	2	0	0	0	0.0		1	3	4	2	0	0	0	0.0	
KISPERS, Corey	25	84	109	50	0	63	44	1.4		95	276	371	158	2	127	98	1.3	
LANG, Matthew	1	2	3	5	0	3	3	1.0		5	2	7	5	0	3	4	0.8	
PETRUSEV, Filip	65	159	224	47	0	36	59	0.6		87	224	311	96	0	46	79	0.6	
TILLIE, Killian	23	73	96	46	2	35	18	1.9		122	351	473	237	10	138	107	1.3	
TIMME, Drew	58	96	154	77	0	37	36	1.0		58	96	154	77	0	37	36	1.0	
WATSON, Anton	15	31	46	23	0	23	12	1.9		15	31	46	23	0	23	12	1.9	
WOOLRIDGE, Ryan	19	106	125	26	0	125	60	2.1		19	106	125	26	0	125	60	2.1	
ZAKHAROV, Pavel	6	9	15	14	0	2	6	0.3		6	9	15	14	0	2	6	0.3	



2020-21 Gonzaga Men's Basketball  
Points-rebounds-assists  
All games

Opponent	Date	Score		1	2	3	4	5	10	11	22	23	24	33
				GILDER,ADM	TIMME,DREW	PETRUSEV,F	WOOLRIDGE,	ARLAUSKAS,	ZAKHAROV,P	AYAYI,JOEL	WATSON,ANT	LANG,MATTH	KISPERT,CO	TILLIE,KIL
ALST	11/05/2019	95-64	W	12-3-1	11-4-2	15-6-1	11-2-6	2-0-0	2-1-0	4-7-7	7-5-4	3-0-0	28-3-3	DNP
UAPB	11/09/2019	110-60	W	15-0-0	15-6-1	25-6-0	14-5-9	5-1-0	6-0-0	8-13-5	12-8-2	0-0-1	10-2-4	DNP
UND	11/12/2019	97-66	W	10-4-3	16-4-0	19-15-2	3-8-4	2-2-0	2-0-0	10-4-1	15-8-2	0-0-0	20-5-5	DNP
at TA&M	11/15/2019	79-49	W	16-7-2	11-5-2	14-10-3	16-7-2	0-0-0	0-1-0	8-7-6	8-2-3	0-0-0	3-3-2	DNP
UTA	11/19/2019	72-66	W	15-5-5	7-10-0	10-3-0	19-9-1	DNP	DNP	0-3-0	3-4-2	DNP	3-2-1	15-8-1
CSUB	11/23/2019	77-49	W	10-0-3	11-3-0	15-7-4	7-2-0	0-0-1	0-1-0	10-1-1	7-2-2	0-1-0	4-3-1	13-4-3
vs USM	11/27/2019	94-69	W	8-1-4	11-7-3	16-7-0	1-4-7	3-2-1	3-0-0	21-12-6	0-0-0	3-0-0	28-2-0	DNP
vs Oregon	11/28/2019	73-72	Wot	2-0-1	7-6-0	22-15-1	5-7-2	DNP	DNP	13-5-3	DNP	DNP	17-7-2	7-5-1
vs Mich	11/29/2019	64-82	L	5-3-0	9-4-2	9-9-0	6-1-5	0-2-0	0-0-0	9-7-4	DNP	0-0-0	6-6-0	20-3-1
TSU	12/04/2019	101-62	W	10-4-4	12-8-4	12-6-1	11-3-5	5-1-0	6-5-0	16-9-5	DNP	0-0-0	17-7-2	12-5-1
at UW	12/08/2019	83-76	W	4-1-0	4-4-0	17-10-0	16-4-3	DNP	DNP	12-5-4	0-0-2	DNP	15-4-0	15-5-6
at UA	12/14/2019	84-80	W	13-7-3	7-3-0	16-7-0	8-4-4	0-0-0	DNP	15-6-7	0-0-1	DNP	18-8-1	7-5-3
UNC	12/18/2019	94-81	W	11-2-2	6-1-0	20-4-0	11-4-9	DNP	DNP	11-10-6	DNP	DNP	26-3-1	9-3-0
EWU	12/21/2019	112-77	W	22-2-0	8-9-3	24-9-2	15-5-5	0-1-1	7-2-1	13-8-2	2-3-0	3-0-0	13-4-2	5-3-2
UDM	12/30/2019	93-72	W	9-3-2	13-7-3	22-6-2	21-6-8	0-2-0	0-0-0	7-6-3	11-3-3	3-1-0	7-5-4	DNP
at UP	01/02/2020	85-72	W	1-2-3	4-2-1	11-8-4	15-7-2	DNP	DNP	13-6-4	1-4-0	DNP	18-2-3	22-2-1
PEP	01/04/2020	75-70	W	11-5-0	5-3-0	16-10-4	0-1-3	DNP	DNP	12-3-3	1-1-0	DNP	10-7-4	20-4-4
at SD	01/09/2020	94-50	W	12-3-2	8-7-4	17-5-0	8-6-6	2-0-0	4-2-0	20-6-3	4-5-1	0-1-1	10-1-4	6-10-1
at LMU	01/11/2020	87-62	W	12-3-1	10-11-3	16-7-3	13-6-5	3-1-0	0-0-0	5-3-1	2-1-1	0-0-0	15-1-2	8-6-4
SCU	01/16/2020	104-54	W	18-5-3	15-11-1	18-7-1	4-4-5	3-2-0	2-2-1	19-6-1	DNP	0-0-0	16-3-1	9-4-3
BYU	01/18/2020	92-69	W	14-1-2	7-5-1	5-5-1	11-5-6	0-0-0	0-0-0	14-6-6	DNP	0-0-0	19-5-2	22-10-2
UOP	01/25/2020	92-59	W	10-5-2	4-3-0	15-6-0	11-2-3	1-2-0	0-0-0	10-3-4	DNP	0-0-1	16-5-1	22-8-1
at SCU	01/30/2020	87-72	W	11-6-1	11-5-0	31-9-0	13-5-6	2-2-0	DNP	7-8-5	DNP	DNP	9-3-5	3-0-0
at USF	02/01/2020	83-79	W	11-5-1	19-4-3	23-11-1	7-2-2	0-0-0	DNP	12-9-1	DNP	0-0-0	11-3-0	DNP
LMU	02/06/2020	85-67	W	17-1-2	17-8-2	21-6-1	12-3-4	0-0-0	2-1-0	5-3-0	DNP	0-0-0	11-3-4	DNP
at SMC	02/08/2020	90-60	W	7-3-5	20-10-1	18-11-2	11-0-3	0-0-0	2-0-0	3-5-1	DNP	0-0-0	10-1-2	19-2-1
at PEP	02/15/2020	89-77	W	11-2-5	10-2-0	27-12-3	10-8-3	1-1-0	DNP	11-6-4	DNP	DNP	19-6-5	DNP
USF	02/20/2020	71-54	W	4-3-2	2-2-1	16-7-0	12-5-7	DNP	DNP	4-4-1	DNP	DNP	11-5-2	22-9-0

Opponent	Date	Score		35
				GRAVES,WIL
ALST	11/05/2019	95-64	W	DNP
UAPB	11/09/2019	110-60	W	DNP
UND	11/12/2019	97-66	W	DNP
at TA&M	11/15/2019	79-49	W	3-0-0
UTA	11/19/2019	72-66	W	DNP
CSUB	11/23/2019	77-49	W	0-0-0
vs USM	11/27/2019	94-69	W	0-0-0
vs Oregon	11/28/2019	73-72	Wot	DNP
vs Mich	11/29/2019	64-82	L	DNP
TSU	12/04/2019	101-62	W	DNP
at UW	12/08/2019	83-76	W	DNP
at UA	12/14/2019	84-80	W	DNP
UNC	12/18/2019	94-81	W	DNP
EWU	12/21/2019	112-77	W	0-1-0
UDM	12/30/2019	93-72	W	DNP
at UP	01/02/2020	85-72	W	DNP
PEP	01/04/2020	75-70	W	DNP
at SD	01/09/2020	94-50	W	3-1-0
at LMU	01/11/2020	87-62	W	3-0-0
SCU	01/16/2020	104-54	W	0-2-0
BYU	01/18/2020	92-69	W	0-0-0
UOP	01/25/2020	92-59	W	3-0-0
at SCU	01/30/2020	87-72	W	DNP
at USF	02/01/2020	83-79	W	DNP
LMU	02/06/2020	85-67	W	0-0-0
at SMC	02/08/2020	90-60	W	0-0-0
at PEP	02/15/2020	89-77	W	DNP
USF	02/20/2020	71-54	W	DNP



**QUICKIE GAME RECORDS****Individual Game**Points

- 52 - Frank Burgess vs. UC-Davis (1-26-61)
- 50 - Jean Claude Lefebvre vs. Whitworth (2-18-58)

Field Goals Made

- 20 - Jean Claude Lefebvre vs. Whitworth (2-18-58)

Free Throws Made

- 16 - Ronny Turiaf vs. Cincinnati (NCAA - 3-20-03)
- 16 - Blake Stepp vs. Washington (12-2-02)
- 16 - Ronny Turiaf vs. Indiana (11-26-02)
- 16 - Frank Burgess (4 times)

Free Throw Percentage (1.000 - min. 10 attempts)

- (15-15) - Sam Dower vs. Santa Clara (3-8-14)
- (15-15) - Geoff Goss vs. Idaho State (1-6-93)
- (15-15) - Frank Burgess vs. Idaho (3-3-61)

Rebounds

- 33 - Jim Dixon vs. Eastern Washington (1-23-61)
- 28 - Paul Cathey vs. Nevada-Las Vegas (12-28-77)

Assists

- 16 - Blake Stepp vs. Long Beach State (12-20-02)
- 13 - Josh Perkins at Creighton (12-1-18)
- 13 - Jeremy Pargo vs. Virginia Tech (11-24-07)
- 13 - Derek Raivio vs. Montana (11-21-04)
- 13 - Blake Stepp vs. Idaho (11-21-03)
- 13 - Matt Santangelo vs. Loyola Marymount (2-11-00)
- 13 - John Stockton vs. Portland (2-11-84)
- 13 - John Stockton vs. San Diego (1-19-84)
- 13 - Ken Tyler vs. Montana State (2-1-75)

Steals (Under Mark Few)

- 7 - Derek Raivio vs. Montana (11-21-04)
- 6 - Nigel Williams-Goss vs. Saint Mary's (3-7-17)
- 6 - David Stockton vs. South Dakota (11-18-12)
- 6 - Jeremy Pargo vs. Loyola Marymount (2-11-08)
- 6 - Derek Raivio vs. Loyola Marymount (1-6-07)

Blocks (Under Mark Few)

- 7 - Przemek Karnowski vs. Saint Mary's (1-2-14)
- 6 - Brandon Clarke vs. Texas Southern (11-10-18)
- 6 - Brandon Clarke vs. Duke (11-21-18)
- 6 - Zach Collins vs. South Carolina (4-1-17)
- 6 - Austin Daye vs. Idaho (11-13-07)
- 6 - Josh Heytvelt at Pepperdine (2-3-07)
- 6 - Robert Sacre at Pepperdine (2-20-10)
- 6 - Abdulla Kuso at San Diego (2-18-08)
- 6 - Abdulla Kuso vs. Duke (12-21-06)

**Team Game**Points Scored - Gonzaga

- 136 vs. Loyola Marymount, 2-18-89 (L 147-136)

Points Scored - Opponent

- 147 - Loyola Marymount, 2-18-89 (147-146)

Biggest Margin of Victory

- 61 - Denver, 12-21-18 (101-40)
- 60 - Eastern Oregon, 12-21-01 (105-45)
- 59 - at Santa Clara, 1-24-19 (98-39)

Biggest Margin of Defeat

- 69 vs. Montana, 2-5-45 (103-34)

Rebounds

- 74 vs. Idaho, 1-22-66

Field Goals Made

- 50 vs. Carroll College, 11-28-80

Field Goals Attempted

- 84 vs. Loyola Marymount, 1-19-90

Field Goal Percentage - Game

- 71.8 vs. Saint Mary's, 1-13-96 (28-39)
- 70.8 vs. Washington State, 12-28-03 (34-48)
- 70.4 vs. Warner Pacific, 12-21-88 (38-54)

Field Goal Percentage - Half

- 84.5 vs. Denver, 12-21-18 (101-40)
- 80.0 vs. San Francisco, 1-16-88 (16-20)
- 80.0 vs. Santa Clara, 1-23-82 (12-15)

Free Throws Made

- 41 vs. Davidson, 12-12-09
- 41 vs. Fairfield, 12-11-90
- 37 vs. San Francisco, 1-15-94
- 36 vs. Santa Clara, 2-12-81
- 36 vs. Eastern Washington, 11-11-11
- 36 vs. BYU, 2-23-12

Free Throws Attempted

- 54 vs. Davidson, 12-12-09
- 53 vs. Loyola Marymount, 2-24-84
- 51 vs. Fairfield, 12-11-90
- 51 vs. Eastern Washington, 11-11-11

Free Throw Percentage - Game (Min. 10 attempts)

- 1.000 vs. BYU, 1-25-14 (12-12)
- 1.000 vs. Michigan State, 11-22-05 (26-26)\* (12-12 in OT)
- 1.000 vs. Eastern Washington, 12-11-93 (20-20)
- 1.000 vs. Pepperdine, 1-13-11 (12-12)
- 1.000 vs. BYU (1-25-14) (12-12)

Free Throw Percentage - Half (Min. 10 attempts)

- 1.000 vs. Portland State, 1-12-81 (22-22)
- 1.000 vs. Cal State Bakersfield, 2-28-11 (14-14)
- 1.000 at Portland, 2-5-09 (11-11)
- 1.000 vs. Eastern Washington, 12-11-93 (11-11)

Consecutive Free Throws

- 27 vs. Michigan State, 11-22-05

Fewest Turnovers

- 2, at Santa Clara, 1-24-19
- 3 vs. San Francisco, 2-18-95
- 3 vs. Penn State, 12-30-88
- 4, at San Francisco, 1-12-19
- 4 at Saint Mary's, 2-10-18
- 4 vs. USC Upstate, 3-3-09

Assists

- 32 vs. Loyola Marymount, 1-19-80
- 31 vs. Carroll College, 11-28-90
- 29 vs. Idaho State, 11-6-18

Blocked Shots

- 11 vs. Pepperdine, 2-10-10
- 11 vs. Portland, 2-24-05
- 11 vs. Santa Clara, 1-25-01
- 11 vs. Saint Mary's, 2-11-99
- 11 vs. St. Peter's, 11-30-90





GAME NOTES

LAST FOUR BOXES



Official Basketball Box Score - Final  
**San Francisco at Gonzaga**  
 02/27/20 McCarty Athletic Center, Spokane, WA  
 2019-20 Men's Basketball

Game Time: 8:00 PM  
 Game Duration: 1:51  
 Attendance: 6,000

Officials: Randy McCall, Lewis Garrison, Ryan McDaniel

Gonzaga - 54

NO.	Name	Min	FG		3P		FT		Rebounds		Fouls		TP	AS	TO	ST	Blocks		+/-
			M/A	M/A	M/A	M/A	OR	DR	PF	FD	BS	BA							
10	Joshi Kunen	F 23:34	2-6	0-0	0-0	5	3	8	0	2	4	1	1	1	0	1	0	0	-3
5	Jimbo Lull	C 28:20	2-2	0-0	3-4	2	12	14	3	7	0	2	2	2	1	0	0	-23	
1	Jamarcoe Bouyea	G 32:33	2-10	0-3	0-0	3	3	1	1	4	2	3	0	0	0	0	0	-11	
14	Charles Matlen	G 34:21	9-18	3-5	1-2	2	2	4	1	2	22	0	2	1	1	0	0	-15	
25	Jordan Ratinho	G 28:36	2-7	0-2	0-0	2	2	2	2	1	4	0	1	0	0	0	0	-12	
00	Khalil Shabazz	24:45	5-19	3-12	0-0	0	0	0	3	2	13	0	5	6	0	0	0	-15	
34	Taavi Jurkatamm	14:22	0-2	0-0	0-0	2	2	2	2	2	0	1	0	0	1	1	0	-5	
11	Remu Raitanen	05:26	0-0	0-0	0-0	2	2	2	0	0	0	0	0	0	0	0	0	-3	
22	Dzmirly Ryuny	06:18	0-2	0-2	0-0	1	1	1	0	0	0	0	0	1	0	0	0	-4	
12	Trevante Anderson	01:45	0-0	0-0	0-0	0	0	0	3	0	0	0	1	0	0	0	0	-0	
Team			1	0	1	0	0	0	0	0	1	0	0	0	0	0	0	-0	
Totals			22-66	6-24	4-6	12	25	37	16	13	54	5	16	10	4	2	1	-17	

Shooting By Period

1st FG%	13-39	33.3%
3PT%	5-12	41.7%
FT%	0-0	0%
2nd FG%	9-27	33.3%
3PT%	4-6	66.7%
FT%	2-6	33.3%
GM FG%	6-24	25.0%
FT%	4-6	66.7%

Dead Ball Rebounds: 2.0

Shooting By Period

1st FG%	10-26	38.5%
3PT%	1-3	33.3%
FT%	1-2	50%
2nd FG%	19-32	59.4%
3PT%	4-10	40.0%
FT%	7-13	53.8%
GM FG%	29-58	50.0%
3PT%	5-13	38.5%
FT%	8-15	53.3%

Dead Ball Rebounds: 3.0

Gonzaga - 71

Record: 27-1 (13-0)

NO.	Name	Min	FG		3P		FT		Rebounds		Fouls		TP	AS	TO	ST	Blocks		+/-
			M/A	M/A	M/A	M/A	OR	DR	PF	FD	BS	BA							
3	Filip Petrushev	F 27:07	7-14	0-0	2-4	2	5	7	1	6	16	0	1	1	0	0	0	-2	
24	Corey Kispert	F 36:15	4-7	3-5	0-0	0	5	3	0	11	2	3	2	0	0	0	0	18	
33	Kilian Tillie	F 30:20	10-13	1-2	1-3	2	7	9	3	22	0	1	0	0	0	0	0	20	
4	Ryan Woodridge	G 40:00	4-7	1-3	3-6	0	5	5	1	5	12	7	5	0	0	0	0	17	
11	Joel Ayayi	G 28:47	1-7	0-2	2-2	2	2	4	1	2	4	1	0	0	0	0	0	7	
1	Admon Gilder	G 23:38	2-4	0-1	0-0	1	2	3	1	0	4	2	3	1	0	0	0	11	
2	Drew Timme	G 13:53	1-6	0-0	0-0	1	1	2	1	0	2	1	1	0	1	1	0	14	
Team			0	5	5	0	0	0	0	0	0	0	0	0	0	0	0	-0	
Totals			29-58	5-13	8-15	8	32	40	13	16	71	13	14	9	2	4	0	17	

Shooting By Period

1st FG%	10-26	38.5%
3PT%	1-3	33.3%
FT%	1-2	50%
2nd FG%	19-32	59.4%
3PT%	4-10	40.0%
FT%	7-13	53.8%
GM FG%	29-58	50.0%
3PT%	5-13	38.5%
FT%	8-15	53.3%

Dead Ball Rebounds: 3.0

USF	GON
Biggest lead	9 (1st 7:28) 17 (2nd 0:01)
Best Scoring Run	12 (1st 7:28) 12 (2nd 14:28)
Lead Changes	4
Times Tied	3
Time with Lead	17:03 19:49

Points from Turnovers	10	17
Paint	28	46
Second Chance	15	7
Fast Breaks	5	20
Bench	13	6

Period by Period Scoring	1st	2nd	TOT
USF	31	23	54
GON	22	49	71



Official Basketball Box Score - Final  
**Gonzaga at Saint Mary's (CA)**  
 02/09/20 University Credit Union Pavilion, Moraga  
 2019-20 Men's Basketball

Game Time: 3:00 AM  
 Game Duration: 1:53  
 Attendance: 3,500

Officials: Michael Irving, D.G. Nelson, Scott Brown

Gonzaga - 90

Record: 25-1 (11-0)

NO.	Name	Min	FG		3P		FT		Rebounds		Fouls		TP	AS	TO	ST	Blocks		+/-
			M/A	M/A	M/A	M/A	OR	DR	PF	FD	BS	BA							
9	Filip Petrushev	F 29:23	8-11	1-1	1-3	2	9	11	2	8	18	2	4	1	0	0	0	26	
24	Corey Kispert	F 24:13	4-7	2-4	0-0	0	1	1	2	0	10	2	2	0	1	0	0	10	
33	Kilian Tillie	F 24:20	7-10	3-5	2-3	0	2	2	2	1	19	1	2	0	0	0	0	21	
4	Ryan Woodridge	G 33:31	5-7	0-0	1-1	0	0	0	1	2	11	3	3	0	0	0	0	28	
11	Joel Ayayi	G 25:48	1-2	1-2	0-0	0	5	5	1	0	3	1	2	0	0	0	0	26	
2	Drew Timme	23:11	7-8	0-0	6-6	3	7	10	3	4	20	1	1	0	1	0	0	-4	
1	Admon Gilder	28:24	3-6	1-2	0-1	0	3	3	2	2	7	5	0	3	1	0	0	36	
5	Martynas Arlauskas	03:06	0-0	0-0	0-0	0	0	0	0	0	0	0	0	0	0	0	0	-4	
10	Pavel Zakharov	03:06	1-1	0-0	0-0	0	0	0	2	2	0	1	0	0	0	0	0	-4	
23	Matthew Lang	03:06	0-0	0-0	0-0	0	0	0	0	0	0	0	0	0	0	0	0	-4	
35	Will Graves	01:52	0-1	0-1	0-0	0	0	0	0	0	0	0	0	0	0	0	0	-2	
Team			1	0	1	0	0	0	0	0	0	0	0	0	0	0	0	-0	
Totals			36-53	8-15	10-14	6	27	33	16	17	90	15	7	3	1	0	0	-30	

Shooting By Period

1st FG%	20-27	74.1%
3PT%	5-6	83.3%
FT%	8-11	72.7%
2nd FG%	16-26	61.5%
3PT%	3-9	33.3%
FT%	2-3	66.7%
GM FG%	36-53	67.9%
3PT%	8-15	53.3%
FT%	10-14	71.4%

Dead Ball Rebounds: 0.0

Saint Mary's (CA) - 60

Record: 20-6 (7-4)

NO.	Name	Min	FG		3P		FT		Rebounds		Fouls		TP	AS	TO	ST	Blocks		+/-
			M/A	M/A	M/A	M/A	OR	DR	PF	FD	BS	BA							
24	Maik Fitts	F 22:43	5-10	0-0	2-2	0	1	1	4	2	12	0	1	0	0	0	0	-24	
42	Dan Fotu	F 28:37	4-6	0-0	1-1	3	3	4	8	0	0	0	0	0	0	0	0	-17	
00	Tanner Krebs	G 28:03	1-5	0-1	0-1	1	1	1	1	1	1	2	0	3	2	0	0	-20	
3	Jordan Ford	G 38:31	10-20	3-6	0-1	1	4	5	0	3	23	2	3	2	0	3	0	-24	
44	Alex Ducas	G 34:10	2-8	1-5	2-4	1	2	3	0	3	7	0	2	1	0	0	0	-23	
12	Tommy Kuhse	08:59	0-1	0-0	0-0	1	1	2	1	1	0	1	1	0	0	0	0	-14	
41	Aaron Menzies	01:27	0-0	0-0	0-0	0	0	0	2	0	0	0	0	0	0	0	0	-1	
14	Kyle Bowen	19:41	0-1	0-1	2-2	2	2	4	3	1	2	0	1	0	0	0	0	-9	
5	Jock Perry	07:32	2-4	0-1	0-0	2	2	2	0	4	0	0	0	0	0	0	0	-9	
1	Logan Johnson	04:24	1-2	0-0	0-0	0	0	0	0	2	0	0	0	0	0	0	0	-6	
23	Kristers Zorkis	01:30	0-0	0-0	0-0	0	0	0	1	0	0	0	1	0	0	0	0	-0	
10	Elijah Thomas	04:23	0-1	0-0	0-0	0	0	0	0	0	0	0	0	0	0	0	0	-3	
Team			2	0	2	0	0	0	0	0	0	0	0	0	0	0	0	-0	
Totals			25-58	4-14	6-10	9	14	23	17	16	60	3	14	6	1	3	0	-30	

Shooting By Period

1st FG%	12-30	40.0%
3PT%	0-5	0.0%
FT%	4-6	66.7%
2nd FG%	13-28	46.4%
3PT%	4-9	44.4%
FT%	2-4	50%
GM FG%	25-58	43.1%
3PT%	4-14	28.6%
FT%	6-10	60.0%

Dead Ball Rebounds: 1.1

GON	SMC
Biggest lead	34 (2nd 3:10) 0 (1st 20:00)
Best Scoring Run	14 (1st 8:04) 6 (2nd 15:45)
Lead Changes	0
Times Tied	0
Time with Lead	39:24 00:00

Points from Turnovers	19	12
Paint	54	42
Second Chance	12	8
Fast Breaks	9	2
Bench	29	8

Period by Period Scoring	1st	2nd	TOT
GON	53	37	90
SMC	28	32	60



## 2020-21 Gonzaga Men's Basketball Combined Team Statistics All games

Page 1/1  
as of Feb 21, 2020

**Game Records**

Record	Overall	Home	Away	Neutral
ALL GAMES	27-1	15-0	10-0	2-1
CONFERENCE	13-0	6-0	7-0	0-0
NON-CONFERENCE	14-1	9-0	3-0	2-1

**Score by Periods**

Team	1st	2nd	OT	TOT
Gonzaga	1206	1249	7	2462
Opponents	883	981	6	1870

**Team Box Score**

No.	Player				Total		3-Point		F-Throw		Rebounds											
		GP-GS	MIN	AVG	FG-FGA	FG%	3FG-FGA	3FG%	FT-FTA	FT%	OFF	DEF	TOT	AVG	PF	DQ	A	TO	BLK	STL	PTS	AVG
3	PETRUSEV, Filip	28-28	724:54	25.9	179-317	.565	2-11	.182	130-201	.647	65	159	224	8.0	47	0	36	59	25	20	490	17.5
24	KISPERT, Corey	28-28	910:36	32.5	131-272	.482	70-154	.455	58-71	.817	25	84	109	3.9	50	0	63	44	10	27	390	13.9
33	TILLIE, Killian	19-19	457:06	24.1	98-186	.527	30-75	.400	30-43	.698	23	73	96	5.1	46	2	35	18	17	19	256	13.5
1	GILDER, Admon	28-9	703:56	25.1	97-228	.425	39-104	.375	68-89	.764	20	66	86	3.1	46	0	59	26	7	34	301	10.8
11	AYAYI, Joel	28-19	817:18	29.2	109-226	.482	36-105	.343	38-48	.792	38	133	171	6.1	62	0	94	41	6	36	292	10.4
4	WOOLRIDGE, Ryan	28-28	911:54	32.6	110-208	.529	29-67	.433	42-70	.600	19	106	125	4.5	26	0	125	60	6	42	291	10.4
2	TIMME, Drew	28-4	594:02	21.2	110-181	.608	1-2	.500	59-96	.615	58	96	154	5.5	77	0	37	36	28	17	280	10.0
22	WATSON, Anton	15-5	221:50	14.8	28-52	.538	1-9	.111	16-28	.571	15	31	46	3.1	23	0	23	12	8	18	73	4.9
10	ZAKHAROV, Pavel	17-0	79:43	4.7	13-19	.684	1-2	.500	9-15	.600	6	9	15	0.9	14	0	2	6	3	2	36	2.1
5	ARLAUSKAS, Martynas	21-0	124:50	5.9	10-24	.417	1-8	.125	8-13	.615	8	11	19	0.9	11	0	3	6	1	4	29	1.4
35	GRAVES, Will	11-0	21:42	2.0	4-7	.571	4-6	.667	0-0	.000	1	3	4	0.4	2	0	0	0	0	0	12	1.1
23	LANG, Matthew	18-0	57:08	3.2	4-12	.333	4-11	.364	0-0	.000	1	2	3	0.2	5	0	3	3	0	3	12	0.7
Team											31	44	75				8					
<b>Total</b>		<b>28</b>	<b>5625</b>		<b>893-1732</b>	<b>.516</b>	<b>218-554</b>	<b>.394</b>	<b>458-674</b>	<b>.680</b>	<b>310</b>	<b>817</b>	<b>1127</b>	<b>40.3</b>	<b>409</b>	<b>2</b>	<b>480</b>	<b>319</b>	<b>111</b>	<b>222</b>	<b>2462</b>	<b>87.9</b>
<b>Opponents</b>		<b>28</b>	<b>5629</b>		<b>718-1735</b>	<b>.414</b>	<b>185-590</b>	<b>.314</b>	<b>249-367</b>	<b>.678</b>	<b>249</b>	<b>635</b>	<b>884</b>	<b>31.6</b>	<b>539</b>	<b>13</b>	<b>315</b>	<b>395</b>	<b>85</b>	<b>175</b>	<b>1870</b>	<b>66.8</b>

**Team Statistics**

	GONZ	OPP
<b>Scoring</b>	<b>2462</b>	<b>1870</b>
Points per game	87.9	66.8
Scoring margin	+21.1	-
<b>Field goals-att</b>	<b>893-1732</b>	<b>718-1735</b>
Field goal pct	.516	.414
<b>3 point fg-att</b>	<b>218-554</b>	<b>185-590</b>
3-point FG pct	.394	.314
3-pt FG made per game	7.8	6.6
<b>Free throws-att</b>	<b>458-674</b>	<b>249-367</b>
Free throw pct	.680	.678
F-Throws made per game	16.4	8.9
<b>Rebounds</b>	<b>1127</b>	<b>884</b>
Rebounds per game	40.3	31.6
Rebounding margin	+8.7	-
<b>Assists</b>	<b>480</b>	<b>315</b>
Assists per game	17.1	11.3
<b>Turnovers</b>	<b>319</b>	<b>395</b>
Turnovers per game	11.4	14.1
Turnover margin	+2.7	-
Assist/turnover ratio	1.5	0.8
<b>Steals</b>	<b>222</b>	<b>175</b>
Steals per game	7.9	6.3
<b>Blocks</b>	<b>111</b>	<b>85</b>
Blocks per game	4.0	3.0
<b>Winning streak</b>	<b>19</b>	<b>-</b>
Home win streak	15	-
<b>Attendance</b>	<b>84000</b>	<b>60782</b>
Home games-Avg/Game	15-5600	10-6078
Neutral site-Avg/Game	-	3-1465

**Team Results**

Date	Opponent	Score	Att.
11/05/2019	Alabama St.	W 95-64	6000
11/09/2019	Ark.-Pine Bluff	W 110-60	6000
11/12/2019	North Dakota	W 97-66	6000
11/15/2019	at Texas A&M	W 79-49	10344
11/19/2019	UT Arlington	W 72-66	6000
11/23/2019	CSU Bakersfield	W 77-49	6000
11/27/2019	vs Southern Miss.	W 94-69	1459
11/28/2019	vs Oregon	Wot 73-72	1432
11/29/2019	vs Michigan	L 64-82	1503
12/04/2019	Texas Southern	W 101-62	6000
12/08/2019	at Washington	W 83-76	9268
12/14/2019	at Arizona	W 84-80	14644
12/18/2019	North Carolina	W 94-81	6000
12/21/2019	Eastern Wash.	W 112-77	6000
12/30/2019	Detroit Mercy	W 93-72	6000
01/02/2020	at Portland	W 85-72	4633
01/04/2020	Pepperdine	W 75-70	0
01/09/2020	at San Diego	W 94-50	4549
01/11/2020	at Loyola Marymount	W 87-62	3534
01/16/2020	Santa Clara	W 104-54	6000
01/18/2020	BYU	W 92-69	6000
01/25/2020	Pacific	W 92-59	6000
01/30/2020	at Santa Clara	W 87-72	4200
02/01/2020	at San Francisco	W 83-79	3006
02/06/2020	Loyola Marymount	W 85-67	6000
02/08/2020	at Saint Mary's (CA)	W 90-60	3500
02/15/2020	at Pepperdine	W 89-77	3104
02/20/2020	San Francisco	W 71-54	6000



## 2020-21 Gonzaga Men's Basketball Combined Team Statistics In Conference games

Page 1/1  
as of Feb 21, 2020

**Game Records**

Record	Overall	Home	Away	Neutral
ALL GAMES	13-0	6-0	7-0	0-0
CONFERENCE	13-0	6-0	7-0	0-0
NON-CONFERENCE	0-0	0-0	0-0	0-0

**Score by Periods**

Team	1st	2nd	OT	TOT
Gonzaga	535	599	0	1134
Opponents	407	438	0	845

**Team Box Score**

No.	Player				Total		3-Point		F-Throw		Rebounds								PTS	AVG		
		GP-GS	MIN	AVG	FG-FGA	FG%	3FG-FGA	3FG%	FT-FTA	FT%	OFF	DEF	TOT	AVG	PF	DQ	A	TO			BLK	STL
3	PETRUSEV, Filip	13-13	328:49	25.3	87-150	.580	1-2	.500	59-98	.602	26	78	104	8.0	21	0	20	26	4	10	234	18.0
33	TILLIE, Killian	10-10	255:12	25.5	60-105	.571	16-37	.432	17-24	.708	12	43	55	5.5	26	1	17	12	13	8	153	15.3
24	KISPERT, Corey	13-13	424:40	32.7	56-125	.448	33-69	.478	30-36	.833	6	39	45	3.5	22	0	35	20	6	17	175	13.5
1	GILDER, Admon	13-0	331:39	25.5	44-94	.468	13-37	.351	38-47	.809	8	36	44	3.4	20	0	29	16	4	21	139	10.7
11	AYAYI, Joel	13-13	389:22	30.0	50-100	.500	13-40	.325	22-23	.957	17	51	68	5.2	32	0	34	23	1	18	135	10.4
2	TIMME, Drew	13-3	273:14	21.0	53-83	.639	0-1	.000	26-41	.634	24	49	73	5.6	35	0	17	16	19	5	132	10.2
4	WOOLRIDGE, Ryan	13-13	438:33	33.7	49-92	.533	11-34	.324	18-27	.667	11	43	54	4.2	12	0	55	27	4	22	127	9.8
22	WATSON, Anton	4-0	40:10	10.0	3-6	.500	0-1	.000	2-6	.333	2	9	11	2.8	3	0	2	1	2	4	8	2.0
10	ZAKHAROV, Pavel	7-0	29:46	4.3	5-7	.714	0-0	.000	0-1	.000	4	1	5	0.7	7	0	1	2	1	1	10	1.4
35	GRAVES, Will	7-0	14:02	2.0	3-4	.750	3-4	.750	0-0	.000	0	3	3	0.4	0	0	0	0	0	0	9	1.3
5	ARLAUSKAS, Martynas	10-0	51:55	5.2	4-9	.444	0-1	.000	4-8	.500	5	3	8	0.8	7	0	0	4	0	2	12	1.2
23	LANG, Matthew	8-0	22:38	2.8	0-4	.000	0-4	.000	0-0	.000	0	1	1	0.1	2	0	2	2	0	2	0	0.0
Team											13	21	34					4				
<b>Total</b>		<b>13</b>	<b>2600</b>		<b>414-779</b>	<b>.531</b>	<b>90-230</b>	<b>.391</b>	<b>216-311</b>	<b>.695</b>	<b>128</b>	<b>377</b>	<b>505</b>	<b>38.8</b>	<b>187</b>	<b>1</b>	<b>212</b>	<b>153</b>	<b>54</b>	<b>110</b>	<b>1134</b>	<b>87.2</b>
<b>Opponents</b>		<b>13</b>	<b>2604</b>		<b>332-806</b>	<b>.412</b>	<b>75-264</b>	<b>.284</b>	<b>106-164</b>	<b>.646</b>	<b>114</b>	<b>277</b>	<b>391</b>	<b>30.1</b>	<b>253</b>	<b>7</b>	<b>143</b>	<b>179</b>	<b>37</b>	<b>84</b>	<b>845</b>	<b>65.0</b>

**Team Statistics**

	GONZ	OPP
<b>Scoring</b>	<b>1134</b>	<b>845</b>
Points per game	87.2	65.0
Scoring margin	+22.2	-
<b>Field goals-att</b>	<b>414-779</b>	<b>332-806</b>
Field goal pct	.531	.412
<b>3 point fg-att</b>	<b>90-230</b>	<b>75-264</b>
3-point FG pct	.391	.284
3-pt FG made per game	6.9	5.8
<b>Free throws-att</b>	<b>216-311</b>	<b>106-164</b>
Free throw pct	.695	.646
F-Throws made per game	16.6	8.2
<b>Rebounds</b>	<b>505</b>	<b>391</b>
Rebounds per game	38.8	30.1
Rebounding margin	+8.8	-
<b>Assists</b>	<b>212</b>	<b>143</b>
Assists per game	16.3	11.0
<b>Turnovers</b>	<b>153</b>	<b>179</b>
Turnovers per game	11.8	13.8
Turnover margin	+2.0	-
Assist/turnover ratio	1.4	0.8
<b>Steals</b>	<b>110</b>	<b>84</b>
Steals per game	8.5	6.5
<b>Blocks</b>	<b>54</b>	<b>37</b>
Blocks per game	4.2	2.8
<b>Winning streak</b>	<b>13</b>	<b>-</b>
Home win streak	6	-
<b>Attendance</b>	<b>30000</b>	<b>26526</b>
Home games-Avg/Game	6-5000	7-3789
Neutral site-Avg/Game	-	0-0

**Team Results**


Date	Opponent		Score	Att.
01/02/2020	at Portland	W	85-72	4633
01/04/2020	Pepperdine	W	75-70	0
01/09/2020	at San Diego	W	94-50	4549
01/11/2020	at Loyola Marymount	W	87-62	3534
01/16/2020	Santa Clara	W	104-54	6000
01/18/2020	BYU	W	92-69	6000
01/25/2020	Pacific	W	92-59	6000
01/30/2020	at Santa Clara	W	87-72	4200
02/01/2020	at San Francisco	W	83-79	3006
02/06/2020	Loyola Marymount	W	85-67	6000
02/08/2020	at Saint Mary's (CA)	W	90-60	3500
02/15/2020	at Pepperdine	W	89-77	3104
02/20/2020	San Francisco	W	71-54	6000

2019-20 GONZAGA BASKETBALL | TV/RADIO ROSTER




1

**Admon Gilder**  
G | 6-4 | 200 | RSr.  
Dallas, Texas



2

**Drew Timme**  
F | 6-10 | 235 | Fr.  
Richardson, Texas




3

**Filip Petrusev**  
F | 6-11 | 235 | So.  
Belgrade, Serbia




4

**Ryan Woolridge**  
G | 6-3 | 175 | RSr.  
Mansfield, Texas




5

**Martynas Arlauskas**  
G | 6-6 | 120 | Fr.  
Kaunas, Lithuania



10

**Pavel Zakharov**  
F | 6-11 | 235 | Fr.  
St. Petersburg, Russia




11

**Joel Ayayi**  
G | 6-5 | 180 | RSo.  
Bordeaux, France



21

**Oumar Ballo**  
C | 6-10 | 260 | Fr.  
Koulikoro, Mali



22

**Anton Watson**  
F | 6-8 | 220 | Fr.  
Spokane, Wash.




23

**Matthew Lang**  
G | 6-3 | 185 | So.  
Portland, Ore.




24

**Corey Kispert**  
F | 6-7 | 220 | Jr.  
Edmonds, Wash.



33

**Killian Tillie**  
F | 6-10 | 220 | Sr.  
Cagnes-sur-Mer, France



35

**Will Graves**  
G | 6-5 | 180 | So.  
Eugene, Ore.



HC

**Mark Few**  
Head Coach  
21st Season



AC

**Tommy Lloyd**  
Assistant Coach  
19th Season




AC

**Roger Powell Jr.**  
Assistant Coach  
First Season



AC

**Brian Michaelson**  
Assistant Coach  
Seventh Season



DO

**Jorge Sanz**  
Director of Operations  
First Season