



# BYU WOMEN'S BASKETBALL

Josh Carter, BYU Athletic Communications | O: (801) 422-4908 | C: (801) 602-6384 | wbasketball\_sid@byu.edu | www.byucougars.com

## BYU 2020-21 SCHEDULE

Date	Opponent	Time/Result	TV
<b>NOVEMBER</b>			
Fri. 11/27	LSU @ S.Point Shootout	W, 67-51	S. Point
Sat. 11/28	Wash. @ S. P. Shootout	L, 77-48	S. Point
<b>DECEMBER</b>			
Mon. 12/7	@ Utah State	W, 87-66	M. West
Thu. 12/10	Montana State	W, 72-58	BYUtv App
Fri. 12/18	Southern Utah	W, 84-74.	Pluto TV
Mon. 12/28	San Francisco*	W, 70-46	BYUtv
Wed. 12/30	Santa Clara*	W, 76-50	BYUtv
<b>JANUARY</b>			
Mon. 1/4	@ San Diego*	L, 58-56	WCC Net
Thu. 1/7	@ Loyola Marymount*	W, 71-57	WCC Net
Thu. 1/14	Saint Mary's*	W, 80-63	BYUtv
Thu. 1/21	@ Portland*	Postponed	WCC Net
Tues. 1/26	Pacific*	W, 81-60	BYUtv App
Sat. 1/30	San Diego*#	Postponed	BYUtv
<b>FEBRUARY</b>			
Tues. 2/2	Gonzaga	L, 63-56	WCC Net
Thu. 2/4	Pepperdine*	W, 75-61	BYUtv App
Sat. 2/6	Loyola Marymount*	W, 69-50	BYUtv
Tues. 2/9	@ Pepperdine	W, 57-43	WCC Net
Thu. 2/11	@ Pacific*	W, 65-52	WCC Net
Sat. 2/13	@ Saint Mary's*	W, 79-61	WCC Net
Thu. 2/18	Gonzaga*	W, 61-56	BYUtv
Sat. 2/20	Portland*	W, 75-68	BYUtv
Thu. 2/25	@ Santa Clara*	W, 66-63	WCC Net
Sat. 2/27	@ San Francisco*	L, 86-72	WCC Net
<b>MARCH</b>			
Mon. 3/8	WCC Semis vs. USF	W, 85-55	BYUtv
Tues. 3/9	WCC Title vs. Gonz.	L, 43-42	ESPNU
Mon. 3/22	NCAA vs. Rutgers	11 a.m. CT	ESPNU

^All times local to site

\* indicates West Coast Conference game

# Indicates double header with men's team

## NO. 6 RUTGERS (14-4, 10-3)



Head Coach..... C. Vivian Stringer  
Record at Rutgers .... 535-290 (25 Seasons)  
Career Record..... 1,055-425 (49 Seasons)



## NCAA FIRST ROUND




NO. 11 BYU (18-5, 13-3)  
Head Coach..... Jeff Judkins  
Career Record ..... 429-199 (20th Season)  
Record at BYU ..... Same

TV Broadcast: ..... ESPNU  
Audio Broadcast: ..... BYU Radio, BYU Cougars App  
Audio Broadcast: ..... BYUcougars.com/LiveRadio  
Live Stats: ..... BYUcougars.com

## 2020-21 BYU STORYLINES

- The Cougars are 6-13 all-time in NCAA Tournament games, including 6-9 under head coach Jeff Judkins. BYU's most recent tournament appearance was in 2019, when the team earned a No. 7 seed and beat No. 10 Auburn in the first round before losing to No. 2 Stanford
- This is BYU's 14th NCAA Tournament appearance and fourth time earning a No. 11 seed.
- The Cougars earned an at-large bid to this season's tournament after finishing second in the regular season standings and advancing to the West Coast Conference Tournament title game
- 2020-21 WCC Co-Player of the Year Shaylee Gonzales finished the season as the WCC's second-leading scorer and leads the team in points (17.9 ppg), assists (3.7 apg) and steals (2.4 spg)
- Following Gonzales, fellow 2020-21 All-WCC First Team members Paisley Johnson Harding (14.0 ppg) and Lauren Gustin (11.5 ppg) round out BYU's top-three scorers
- Gustin ranks fifth in the nation in rebounds per game (12.8 rpg) and has racked up 14 double-doubles on the season, good for 13th in the country
- As a team, BYU enters the NCAA Tournament ranked 21st in the country in field-goal percentage defense (.355) and 21st in assists per game (16.6 apg)


## PROBABLE STARTERS



#2 | Shaylee Gonzales  
Guard | 5-10 | So. RS  
Gilbert, AZ  
Mesquite HS

GP/GS	MPG	Pts	Reb	Ast	Stl	FG%	3PT%	FT%
23/23	34.0	17.9	5.1	3.7	2.4	.463	.321	.727

Tallied a team-high 13 points, four steals, three rebounds and an assist versus Gonzaga in the WCC title game  
Notes: Named 2020-21 WCC Co-Player of the Year... also named to All-WCC First Team... averaging team highs in points (17.9), assists (3.7) and steals (2.4)



#5 | Maria Albiero  
Guard | 5-8 | Sr.  
Londrina, Brazil |  
Neuse Christian Academy

GP/GS	MPG	Pts	Reb	Ast	Stl	FG%	3PT%	FT%
23/23	30.3	5.3	3.0	3.2	0.6	.331	.235	.852


Recorded two assists and a pair of rebounds against the Zags  
Notes: Averaged 6.0 points, 3.2 assists and 2.7 rebounds per game last season ... shot 34.6% from the field and 36% from three in 2019-20



#12 | Lauren Gustin  
Forward | 6-1 | So.  
Salem, UT  
Salem Hills HS/SLCC

GP/GS	MPG	Pts	Reb	Ast	Stl	FG%	3PT%	FT%
22/22	32.3	11.5	12.8	2.0	0.95	.477	.000	.677

Scored eight points and pulled down a game-high 13 rebounds in WCC championship game  
Notes: Ranks 5th in the country in rebounds per game (12.8) ... ranks 13th in the nation in double-doubles (14)... Named to the 2020-21 All-WCC Team



#13 | Paisley Johnson Harding  
Guard | 5-9 | Sr.  
Everett, WA | Glacier Peak HS

GP/GS	MPG	Pts	Reb	Ast	Stl	FG%	3PT%	FT%
23/23	30.2	14.0	2.5	3.4	0.9	.410	.325	.778

Posted 12 points, five rebounds, three assists and three steals in WCC title game against Gonzaga  
Notes: Named to 2020-21 All-WCC First Team ... three-time All-WCC honoree (2x First-Team, 1x Second-Team)



#22 | Sara Hamson  
Center | 6-7 | Sr.  
Lindon, UT | Pleasant Grove HS

GP/GS	MPG	Pts	Reb	Blk	Stl	FG%	3PT%	FT%
23/23	16.8	5.3	3.9	2.6	0.96	.679	.000	.643

Recorded two points, three blocks, one rebound, one assist and one steal versus the Zags  
Notes: Named 2020-21 All-WCC Honorable Mention ... leads WCC in blocks per game (2.62)... active NCAA career leader in total blocks (395)

## 2020-21 OFF THE BENCH

No.	Name	Pos.	Ht.	Yr.	Pts.	Reb.	Hometown	Last Game
11	Kaylee Smiler	G	5-8	So.	3.1	1.0	Hamilton, New Zealand	1 reb, 1 stl, 7 mins
10	Tegan Graham	G	6-0	Gr.	8.1	2.8	Wellington, New Zealand	7 pts, 3 reb, 1 stl, 27 mins
15	Malli Perri	F	6-5	So.	1.9	1.3	Pleasant Grove, UT	DNP
21	Tahlia White	F	6-0	Fr./RS.	1.8	0.8	Orem, UT	DNP
32	Signe Glantz	F	6-1	So.	0.0	0.4	Ostersund, Sweden	DNP
34	Kyra Beckman	F	6-2	Fr./RS.	0.8	1.3	Snohomish, WA	DNP
42	Kayla Belles-Lee	F	6-2	Jr.	1.4	0.7	Ithaca, MI	1 ast, 2 mins
4	Devry Millett	G	5-10	So.	0.3	0.0	Folsom, CA	DNP
3	Kate Vorwaller	G	5-9	Fr.	1.3	0.0	Salt Lake City, UT	DNP
1	Megan Stevenson	G	6-0	Fr.	0.7	0.0	Purcellville, VA	DNP

UNIVERSITY	
Location	Provo, UT 84602
Elevation	4,553 feet
Enrollment	29,672
Founded	October 15, 1875
Owned	Church of Jesus Christ
Nickname	Cougars
Mascot	Cosmo the Cougar
Colors	Dark Blue and White
Arena/Capacity	Marriott Center/19,000
President	Kevin J Worthen (BYU, 1982)
Athletic Director	Tom Holmoe (BYU, 1983)
SeniorWomen'sAdministrator	Liz Darger (BYU, 2000, 2004)

**2020-21 NUMERICAL ROSTER**

No.	Name	Pos.	Ht.	Cl.	Hometown/Previous School
01	Megan Stevenson	F	6-0	Fr.	Purcellville, VA/Loudoun Valley HS
02	Shaylee Gonzales	G	5-10	So./RS	Gilbert, AZ/Mesquite HS
03	Kate Vorwaller	G	5-9	Fr.	Salt Lake City, UT/Skyline HS
04	Devry Millett	G	5-10	So.	Folsom, CA/Folsom HS
05	Maria Albiero	G	5-8	Sr.	Londrina, Brazil/Neuse Christian A.
10	Tegan Graham	G	6-0	Gr.	Wellington,NZ/Wellington Girls Co./Colgate
11	Kaylee Smiler	G	5-8	So.	Hamilton,NZ/Melville HS
12	Lauren Gustin	F	6-1	So./RS	Salem, UT/Salem Hills/ID/SLCC
13	Paisley Johnson Harding	G	5-9	Sr.	Everett, WA/Glacier Peak HS
15	Malli Perri	F	6-5	Jr.	Pleasant Grove, UT/Pleasant G. HS
21	Tahlia White	F	6-0	Fr./RS	Orem, Utah/Mountain View HS
22	Sara Hamson	C	6-7	Sr.	Lindon, Utah/Pleasant Grove HS
32	Signe Glantz	F	6-1	Jr.	Ostersund, Sweden/Lulea Ggymnasie Sk.
34	Kyra Beckman	F	6-2	Fr.	Snohomish, WA/Snohomish HS
42	Kayla Belles-Lee	F	6-2	Jr.	Ithaca,Mich./Ithaca HS/MichiganSt.

TEAM	
Head Coach	Jeff Judkins (Utah, 1978)
Seasons	Entering 20th Year
Overall Career Record	411-194
Record at BYU	Same
Assistant Coach	Ray Stewart (UVU, 2000)
Assistant Coach	Melanie Day (BYU, 2002)
Assistant Coach	LeeCummard(BYU2009,2018)
2019-20Team Record	18-11
2019-20 WCC Record/Finish	13-5/2ndT
2019-20 Post Season	Canceled, COVID-19
Starters Returning/Lost	3/1
LetterwinnersReturning/Lost	5/4
Returning Redshirts	4
Transfers	2
Newcomers	2

Head Coach: Jeff Judkins (Utah, 1978) 20th season  
 Assistant Coaches: Ray Stewart (UVU, 2000), Melalnie Day (BYU 2002), Lee Cummard (BYU 2009, 2018)  
 Graduate Assistant: Mike Shreeve  
 Director of Basketball Operations: Xojjan Harry  
 Strength & Conditioning Coach: Steven Arnold  
 Athletic Trainer: Jeff Hurst

**ROSTER BREAKDOWN**

Starters Returning: (3)	Pos.	Ht.	Cl.	ppg	rpg	apg
05 Maria Albiero	Sr.	6-0	Sr.	2.7	3.2	3.2
13 Paisley Johnson Harding	Sr.	15.2	Sr.	3.8	3.1	3.1
22 Sara Hamson	Sr.	7.0	Sr.	7.9	4.7	4.7
Starters Lost: (1)						
01 Brenna Drollinger	Sr.	12.2	Sr.	4.7	4.3	4.3
Lettwinneres Returning: (5)						
04 Devry Millett	Sr.	1.0	Sr.	0.0	0.0	0.0
11 Kaylee Smiler	So.	1.8	So.	1.6	.78	.78
15 Malli Perri	Jr.	1.8	Jr.	1.2	.21	.21
32 Signe Glantz	Jr.	0.8	Jr.	0.9	.25	.25
Lettwinneres Lost: (4)						
03 Shalae Salmon	Sr.	5.0	Sr.	4.6	0.59	0.59
20 Leilani Otuafi	Fr.	1.9	Fr.	1.1	0.83	0.83
30 Lucy Stewart	Fr.	0.7	Fr.	0.3	0.33	0.33
33 Jasmine Moody	Sr.	6.7	Sr.	4.3	0.65	0.65
Returning Redshirt: (4)						
02 Shaylee Gonzales	So.	17.0	So.	5.6	4.1	4.1
12 Lauren Gustin	So.	6-1	So.	F		
21 Tahlia White	Fr.	6-0	Fr.	F		
34 Kyra Beckman	Fr.	6-2	Fr.	F		
Transfers: (2)						
10 Tegan Graham/Colgate U.	Gr.	6-0	Gr.	G		
42 Kayla Belles-Lee/Mich. St.	Jr.	6-2	Jr.	F		
Newcomers: (2)						
01 Megan Stevenson	Fr.	6-0	Fr.	F		
03 Kate Vorwaller	Fr.	5-9	Fr.	G		

COMMUNICATIONS	
Women's Basketball Dir.	Duff Tittle
Direct Office Number	801-422-4908
Cell Number	801-372-4401
Email Address	duff_tittle@byu.edu
Women's Basketball Assistant Dir.	Josh Carter
Cell Number	801-602-6384
Email Address	wbasketball_sid@byu.edu
Main Office Number	801-422-8948
Website	byucougars.com
Facebook	facebook.com/byuwomensbasketball
Twitter	twitter.com/byuwbb
Instagram	byuwbb
AthleticCommunicationsAddress	331 SAB, Provo, Utah 84602

^ Indicates stats from 2018-19 season

2020-21 TEAM CAPTAINS	
Paisley Johnson Harding	
Maria Albiero	
Sara Hamson	

**PRONUNCIATION GUIDE:**

02 Shaylee Gonzales	SHAY - lee
21 Tahlia White:	Tah-LEE-ah
32 Signe Glantz:	SIG-nay
Xojjan Harry:	ZO-gjan

## BYU TAKES ON RUTGERS IN NCAA FIRST ROUND

SAN ANTONIO — No. 11 seed BYU women's basketball takes on No. 6 seed Rutgers in the first round of the NCAA Tournament on Monday, March 22, at 11 a.m. CDT at Strahan Arena in San Marcos, Texas.

The contest will be broadcast live on ESPNU and radio broadcasts will be available on BYU Radio 107.9 FM, BYUCougars.com and the BYU Cougars App.

### ABOUT NO. 11 BYU (18-5, 13-3)

- The Cougars are 6-13 all-time in NCAA Tournament games, including 6-9 under head coach Jeff Judkins. BYU's most recent tournament appearance was in 2019, when the team earned a No. 7 seed and beat No. 10 Auburn in the first round before losing to No. 2 Stanford
- This is BYU's 14th NCAA Tournament appearance and fourth time earning a No. 11 seed.
- The Cougars earned an at-large bid to this season's tournament after finishing second in the regular season standings and advancing to the West Coast Conference Tournament title game
- 2020-21 WCC Co-Player of the Year Shaylee Gonzales finished the season as the WCC's second-leading scorer and leads the team in points (17.9 ppg), assists (3.7 apg) and steals (2.4 spg)
- Following Gonzales, fellow 2020-21 All-WCC First Team members Paisley Johnson Harding (14.0 ppg) and Lauren Gustin (11.5 ppg) round out BYU's top-three scorers
- Gustin ranks fifth in the nation in rebounds per game (12.8 rpg) and has racked up 14 double-doubles on the season, good for 13th in the country
- Sara Hamson, a 2020-21 All-WCC Honorable Mention, is averaging a league best 2.6 blocks per game, good for 17th in the nation
- Fellow 2020-21 All-WCC Honorable Mention Tegan Graham is averaging 8.1 points per contest off the bench
- Head coach Jeff Judkins is the 2020-21 WCC Coach of the Year
- As a team, BYU enters the NCAA Tournament ranked 21st in the country in field-goal percentage defense (.355) and 21st in assists per game (16.6 apg)

### ABOUT NO. 6 RUTGERS (14-4, 10-3)

- Rutgers earned an at-large bid to this year's tournament after finishing the Big Ten regular season standings in third place, behind No. 7 ranked Maryland and No. 12 Indiana
- This is the Scarlet Knights' 26th NCAA Tournament appearance. Rutgers has reached the Final Four twice and was the national runner-up in 2007
- Senior guard Arella Guirantes (20.8 ppg) and freshman guard Diamond Johnson (17.9 ppg) pace the Scarlet Knights in scoring
- Guirantes also leads Rutgers in assists (5.3 apg) and blocks (1.9 bpg)
- In rebounds, sophomore forward Tyia Singleton leads the team with 6.8 per game
- As a team, the Scarlet Knights rank fourth in the nation in steals per game (12.6 spg) and eighth in scoring margin (18.5). Rutgers also ranks 13th in the country in blocks per game (5.5 bpg) and field-goal percentage (.467)
- Senior forward Tekia Mack ranks ninth in the nation in steals per game (3.1 spg) while averaging 10.9 points per contest

## TEAM COMPARISON

CATEGORY	BYU	RUTGERS
W-L	18-5	14-4
Last 10	8-2	9-1
Last 5	3-2	4-1
PPG	69.3	75.6
FG%	.449	.467
3FG%	.335	.365
FT%	.731	.766
RPG	37.5	34.9
Assist/Game	16.6	15.3
TO/Game	14.4	13.1
Steals/Game	7.7	12.6
Blocks/Game	4.3	5.5

## BYU STAT LEADERS

CATEGORY	PLAYER
Scoring: 17.9 ppg	#2 Shaylee Gonzales
Rebounds: 12.8 rpg	#12 Lauren Gustin
Assists: 3.7 apg	#2 Shaylee Gonzales
Steals: 2.4 spg	#2 Shaylee Gonzales
Blocks: 2.6 bpg	#22 Sara Hamson

## RUTGERS STAT LEADERS

CATEGORY	PLAYER
Scoring: 20.8 ppg	#24 Arella Guirantes
Rebounds: 6.8 rpg	#22 Tyia Singleton
Assists: 5.3 apg	#24 Arella Guirantes
Steals: 3.1 spg	#31 Tekia Mack
Blocks: 1.9 bpg	#24 Arella Guirantes

## NATIONAL RANKINGS

### ASSOCIATED PRESS Top 25 Poll

Rank	School	Record
1.	UConn (23)	(24-1)
2.	Stanford (5)	(25-2)
3.	NC State (2)	(20-2)
4.	Texas A&M	(23-2)
5.	Baylor	(25-2)
6.	South Carolina	(22-4)
7.	Maryland	(24-2)
8.	Louisville	(23-3)
9.	UCLA	(16-5)
10.	Georgia	(20-6)
11.	Arizona	(16-5)
12.	Indiana	(18-5)
13.	Tennessee	(16-7)
14.	Gonzaga*	(23-3)
15.	Arkansas	(19-8)
16.	Michigan	(14-5)
17.	West Virginia	(21-6)
18.	Kentucky	(17-8)
19.	South Florida	(18-3)
20.	Missouri State	(21-2)
21.	Rutgers	(14-4)
22.	Ohio State	(13-7)
23.	Oregon	(13-8)
24.	Florida Gulf Coast	(26-2)
25.	South Dakota State	(21-3)

Others receiving votes: Iowa 43, Stephen F. Austin 35, Marquette 27, Oregon State 21, Virginia Tech 9, Northwestern 9, Georgia Tech 9, Oklahoma State 8, DePaul 2, South Dakota 1, UCF 1

\*Denotes BYU opponent

CAREER HIGHLIGHTS

- ▶ Reached 400th win on Dec. 30, 2019 at Pepperdine with a 65-47 victory
- ▶ Twelve 20-plus win seasons: most recent, in 2018-19; most wins – (28) 2013-14
- ▶ Nine NCAA tournament appearances: most recent, 2018-19; best finish – Sweet 16 (twice, 2013-14 and 2001-02)
- ▶ Five WNIT postseason tournament appearances: most recent, 2016-17, in 2012-13 advancing to Third Round. Best finish, Quarterfinal Round (Elite Eight) 2010-11
- ▶ Five conference coach of the year awards: 2020-21 WCC, 2015-16 WCC, 2010-11 WCC, 2006-07 MWC, 2005-06 MWC
- ▶ Three conference regular season titles: WCC (2015-16); MWC (2005-06 and 2006-07)
- ▶ Four conference tournament crowns: WCC (2018-19); WCC (2014-15); WCC (2011-12); MWC (2001-02)
- ▶ Coached six All-Americans: Morgan Bailey, Lexi Eaton Rydalch, Jennifer Hamson, Kristen Riley, Ambrosia Anderson, Erin Thorn
- ▶ Coached eight conference players of the year: Shaylee Gonzales, Cassie Broadhead, Lexi Eaton Rydalch, Morgan Bailey, Jennifer Hamson, Kristen Riley, Dani Kubik Wright, Ambrosia Anderson,
- ▶ Coached four conference defensive players of the year: Sara Hamson (2019-20 & 2017-18), Kalani Purcell, Jennifer Hamson, Mindy Bonham
- ▶ Coached two conference sixth players of the year: Coriann Fraughton, Kristen Riley
- ▶ Has coached 59 all-conference players
- ▶ 101 players have garnered academic citations
- ▶ Has had three players named to the All-Freshman Team: Brenna Chase, Sara Hamson, Shaylee Gonzales
- ▶ Four players have been named to the All-Defensive Team, while three others have been named Newcomer of the Year, most recently Shaylee Gonzales (2018-19)
- ▶ Eleven players have been named to respective conference championships all-tournament teas; three have picked up a tournament MVP awards, most recent, Paisley Johnson in 2019 WCC Championships
- ▶ Became BYU's women's basketball all-time winningest coach with his 220th career win when the Cougars defeated Pepperdine, 80-56 on Jan. 12, 2012

Coaching Experience

- ▶ Assistant Coach (men) – University of Utah (1989-99)
- ▶ Assistant Coach (women) – BYU (2000-01)

Playing Career

- ▶ NBA with Boston Celtics, Portland Trailblazers, Detroit Pistons, Utah Jazz. Drafted in the second round by the Boston Celtics in 1978, the same year the Celtics selected Larry Bird with the sixth pick overall
- ▶ University of Utah – 1974-78 leading Utah to one conference championship and two berths in the NCAA tournament
- ▶ While at Utah was a second team Academic All-American, a three-time District VII academic selection and a three-time First Team All-WAC honoree
- ▶ Member of the 1977 United States World Games team that captured the gold medal

Education

University of Utah - Physical and Health Education bachelor's degree, 1978

Personal

- ▶ Married to Mary Kay



Head Coach Jeff Judkins

Years at BYU: 20th season

Overall Record: 429-199

At BYU: Same

Jeff Judkins - BYU Coaching Career

Year	Record	Postseason
2001-02	24-9	NCAA Sweet 16
2002-03	19-12	NCAA First Round
2003-04	15-14	DNQ
2004-05	19-11	WNIT First Round
2005-06	26-6	NCAA Second Round
2006-07	23-10	NCAA First Round
2007-08	13-16	DNQ
2008-09	18-11	DNQ
2009-10	23-10	WNIT Quarterfinals
2010-11	25-9	WNIT Third Round
2011-12	26-7	NCAA First Round
2012-13	23-11	WNIT Third Round
2013-14	28-7	NCAA Sweet 16
2014-15	23-10	NCAA First Round
2015-16	26-7	NCAA Second Round
2016-17	20-12	WNIT First Round
2017-18	16-14	DNQ
2018-19	26-7	Second Round
2019-20	18-11	Canceled
2020-21	18-5	
<b>RECORD:</b>	<b>429-199 (.684)</b>	

## TEAM SUPERLATIVES

CATEGORY	RECORD
BYU leads at the half	15-1
Opponent leads at the half	3-4
Score is tied at the half	0-0
Game goes into overtime	0-0
BYU shoots 50% or better	5-0
Opponent shoots 50% or better	0-1
BYU makes 5 or more 3-pointers	16-3
Opponent makes 5 or more 3-pointers	13-4
BYU outrebounds opponent	15-1
Opponent outrebounds BYU	5-2
Rebounds are equal	0-0
BYU has 16 or less turnovers	16-4
Opponent has 16 or less turnovers	13-4
BYU has 17-20 turnovers	0-0
Opponent has 17-20 turnovers	5-1
BYU has 20+ turnovers	2-1
Opponent has 20+ turnovers	1-0
BYU dishes out more assists	17-2
Opponent dishes out more assists	1-2
Assists are equal	1-0
BYU has more blocks	10-3
Opponent has more blocks	5-1
Blocks are equal	3-1
BYU records more steals	11-1
Opponent records more steals	5-4
Steals are equal	2-0
Last 5 games	3-2
Longest win streak	8
Games played in November	1-1
Games played in December	5-0
Games played in January	3-1
Games played in February	8-2
Games played in March	1-1
Played on Monday	3-1
Played on Tuesday	2-2
Played on Wednesday	1-0
Played on Thursday	7-0
Played on Friday	2-0
Played on Saturday	3-2

## 2020-21 TEAM HIGHS

CATEGORY	RECORD	OPPONENT
Points	87	vs. USU, 12/7/20
Rebounds	47	vs. USF, 12/28/20
3-Pointers	14	vs. MSU, 12/10/20
Assists	23	vs. PORT, 2/20/21
Blocks	11	at PEPPE, 2/9/21
Steals	14	vs. PAC, 1/26/21
Field Goal Percentage	.541	vs. SUU, 12/18/20
3-Point Field Goal Percentage	.611	vs. LSU, 11/27/20
Free-Throw Percentage	100 (x2)	last at SMC, 2/13/21

## 2020-21 TEAM LOWS

CATEGORY	RECORD	OPPONENT
Points	42	vs. Gonzaga, 3/9/21
Rebounds	26	vs. Washington, 11/28/20
3-Pointers	2	vs. Gonzaga, 3/9/21
Assists	8	vs. Washington, 11/28/20
Blocks	0	vs. USU, 12/7/20
Steals	2	vs. MSU, 12/10/20
Field Goal Percentage	.273	vs. Washington, 11/28/20
3-Point Field Goal Percentage	.133	vs. Gonzaga, 3/9/21
Free-Throw Percentage	.500	at USD, 1/4/20

## TEAM IN NCAA RANKINGS (as of March 14)

CATEGORY	RANKING
Assists Per Game	21st (16.6)
Field-Goal Percentage Defense	21st (.355)
Field-Goal Percentage	32nd (.449)
Assist/Turnover Ratio	35th (1.15)
Total Blocks	38th (98)

## PLAYERS IN NCAA RANKINGS (as of March 14)

CATEGORY	PLAYER	RANKING
Def. Rebounds Per Game	Lauren Gustin	4th (9.2)
Rebounds Per Game	Lauren Gustin	5th (12.8)
Double Doubles	Lauren Gustin	13th (14)
Blocks Per Game	Sara Hamson	17th (2.6)
Field Goals Made	Shaylee Gonzales	44th (164)

## SCHOOL PLAYER CAREER RECORDS

CATEGORY	PLAYER	BYU RECORD
1,000-point Club	Valerie Cravens	No. 15: 1,381
	<b>Paisley J. Harding</b>	<b>No. 16: 1,372</b>
3-Pointers	Thais Kidd	No. 10: 171
	<b>Paisley J. Harding</b>	<b>No. 11: 163</b>
Blocks	Tresa Spaulding Hamson	No. 1: 494
	<b>Sara Hamson</b>	<b>No. 2: 395</b>
Rebounds	Lexi Eaton	No. 11: 695
	<b>Sara Hamson</b>	<b>No. 12: 684</b>

## FINAL 2020-21 WCC STANDINGS

Place	Team	WCC	AWP	Overall	Pct.
1	No. 18 Gonzaga	16-1	.917	21-3	.875
2	BYU	13-3	.808	17-4	.810
3	San Francisco	10-7	.564	14-9	.609
4	San Diego	9-5	.563	12-7	.632
5	Santa Clara	9-8	.545	13-10	.565
6	Portland	9-8	.510	12-12	.500
7	Pacific	9-9	.503	11-11	.500
8	Saint Mary's	4-14	.225	7-18	.280
9	LMU	4-14	.224	7-18	.280
10	Pepperdine	2-16	.112	5-18	.217

## 2020-21 PRESEASON WCC COACHES' POLL

Place	Team(1stPlaceVotes)	Pts.	Overall	Conf.	2018 Finish
1	GONZAGA (7)	79	28-3	17-1	1st
<b>2</b>	<b>BYU (2)</b>	<b>73</b>	<b>18-11</b>	<b>13-5</b>	<b>2ndT</b>
3	PORTLAND (1)	64	21-11	11-7	4th
4	SAN DIEGO	53	20-11	13-5	2ndT
5	ST. MARY'S	44	12-19	6-12	7th
6	PACIFIC	42	17-14	9-9	5th
7	PEPPERDINE	28	16-15	8-10	6th
8	LMU	25	7-25	3-15	10th
9	SANTA CLARA	22	12-19	5-13	8thT
10	SAN FRANCISCO	20	12-19	5-13	8thT

## 2020-21 PRESEASON ALL WCC TEAM

Player	Team	Year	Position
Haylee Andrews	Portland	Jr.	Guard
Alex Fowler	Portland	So.	Forward
<b>Shaylee Gonzales</b>	<b>BYU</b>	<b>So.</b>	<b>Guard</b>
<b>Sara Hamson</b>	<b>BYU</b>	<b>Sr.</b>	<b>Center</b>
Valerie Higgins	Pacific	Sr.	Guard
<b>Paisley Johnson Harding</b>	<b>BYU</b>	<b>Sr.</b>	<b>Guard</b>
Brooklyn McDavid	Pacific	Sr.	Forward
Myah Pace	San Diego	Sr.	Guard
Sam Simons	St. Mary's	Jr.	Guard
Jill Townsend	Gonzaga	Sr.	Guard
Jenn Wirth	Gonzaga	Sr.	Forward

## 2020-21 WCC STATS

BYU Team Stats	All Games	WCC Games
SCORING OFFENSE	3rd (69.3)	2nd (69.3)
SCORING DEFENSE	2nd (59.2)	2nd (58.6)
SCORING MARGIN	2nd (+10.1)	2nd (+10.8)
FREE THROW PERCENTAGE	5th (.731)	9th (.692)
FIELD GOAL PERCENTAGE	2nd (.449)	2nd (.446)
FIELD GOAL PERCENTAGE DEFENSE	1st (.355)	1st (.354)
3-POINT FIELD GOAL PERCENTAGE	4th (.335)	9th (.319)
3-POINT FG PERCENTAGE DEFENSE	2nd (.303)	2nd (.308)
REBOUNDING OFFENSE	2nd (37.5)	2nd (38.9)
REBOUNDING DEFENSE	3rd (33.5)	2nd (33.8)
REBOUNDING MARGIN	2nd (+4.0)	2nd (+5.2)
BLOCKED SHOTS PER GAME	2nd (4.3)	1st (5.0)
ASSISTS PER GAME	3rd (16.6)	3rd (17.2)
STEALS PER GAME	7th (7.7)	7th (7.9)
TURNOVER MARGIN	5th (+0.48)	5th (+0.6)
ASSIST/TURNOVER RATIO	2nd (1.15)	2nd (1.21)
OFFENSIVE REBOUNDS	7th (10.8)	3rd (11.6)
DEFENSIVE REBOUNDS	2nd (26.7)	1st (27.3)
3-POINT FIELD GOALS MADE	3rd (6.9)	4th (6.4)

BYU Individual Stats	All Games	WCC Games
SCORING	Gonzales 2nd/17.9	3rd/17.7
SCORING	Harding 6th/14.0	7th/14.1
SCORING	Gustin 15th/11.6	18th/11.3
REBOUNDING	Gustin 1st/12.8	1st/13.3
REBOUNDING	Gonzales 15th/5.1	13th/5.4
FIELD GOAL PCT	Gonzales 7th/.463	7th/.444
FIELD GOAL PCT	-	Harding 9th/.406
ASSISTS	Gonzales 6th/3.7	6th/4.1
ASSISTS	Harding 8th/3.4	7th/3.6
ASSISTS	Albiero 9th/3.2	12th/3.1
FREE THROW PCT	-	Harding 7th/.727
STEALS	Gonzales 3rd/2.4	4th/2.6
3-POINT FG PER GAME	Harding 8th/1.70	8th/1.63
3-POINT FG PER GAME	Graham 10th/1.65	14th/1.25
3-POINT FG PER GAME	Gonzales 13th/1.57	7th/1.69
BLOCKED SHOTS	Hamson 1st/2.6	1st/3.0
BLOCKED SHOTS	Graham 15thT/0.5	9th/0.7
ASSIST/TURN RATIO	Albiero 5th/1.62	7th/1.68
ASSIST/TURN RATIO	Harding 7th/1.54	10th/1.52
ASSIST/TURN RATIO	Gonzales 9th/1.18	11th/1.41
OFFENSIVE REBOUNDS	Gustin 1st/3.6	1st/3.7
OFFENSIVE REBOUNDS	Gonzales 11th/2.0	5th/2.6
DEFENSIVE REBOUNDS	Gustin 1st/9.2	1st/9.5
MINUTES PLAYED	Gonzales 2nd/33.98	2nd/34.1
MINUTES PLAYED	Gustin 6th/32.3	5th/32.7
MINUTES PLAYED	Albiero 13th/30.3	12th/30.7
MINUTES PLAYED	Harding 14th/30.2	Harding 15th/30.3

## 2020-21 PLAYER HONORS

## 2020-21 AWARDS &amp; HONORS

2020-21 WCC Co-Player of the Year: Shaylee Gonzales

2020-21 WCC Coach of the Year: Jeff Judkins

2020-21 All-WCC First Team: Shaylee Gonzales

2020-21 All-WCC First Team: Paisley Johnson Harding

2020-21 All-WCC First Team: Lauren Gustin

2020-21 All-WCC Honorable Mention: Sara Hamson

2020-21 All-WCC Honorable Mention: Tegan Graham

2021 WCC All-Tournament Team: Shaylee Gonzales

## PLAYERS OF THE WEEK - 2020-21

Week 1 (11/30) - Shaylee Gonzales, So. G, BYU

Week 2 (12/7) - Alex Fowler, So. F, Portland

Week 3 (12/14) - Ionna Krimili, Fr. G, USF

Week 4 (12/21) - Valerie Higgins, Sr. G, Pacific

Week 5 (12/28) - Abby Rathbun, Jr. F, USF

Week 6 (1/4) - Haylee Andrews, Jr. G, Portland

Week 7 (1/11) - Jenn Wirth, Sr. F, Gonzaga

Week 8 (1/18) - Lauren Gustin, So. F, BYU

Week 9 (1/25) - Taycee Wedin, Jr. G, SMC

Week 9 (2/1) - Ioanna Krimili, Fr. G, USF

Week 10 (2/8) - Valerie Higgins, Sr. G, Pacific

Week 11 (2/15) - Jenn Wirth, Sr. F, Gonzaga

Week 12 (2/22) - Shaylee Gonzales, So. G, BYU

Week 13 (3/1) - Haylee Andrews, Jr. G, Portland

## BYU IN WCC TOURNAMENTS - HISTORY

2020-21: No. 2 seed; lost in finals

2019-20: No. 3 seed; lost in the quarterfinals

2018-19: No. 2 seed; won third WCC title

2017-18: No. 3 seed; lost in quarterfinals

2016-17: No. 2 seed; advanced to the semifinals

2015-16: No. 1 seed; lost in finals

2014-15: No. 5 seed; won second WCC title

2013-14: No. 2 seed; lost in finals

2012-13: No. 4 seed; lost in semifinals

2011-12: No. 2 seed; won first WCC title

## BYU IN THE NCAA TOURNAMENT

Year	Record	Seed	Outcome
2018-19	27-7	No. 7	1-1, beat Auburn 73-64 and lost to Stanford 72-63 in Palo Alto at Stanford
2015-16	26-7	No. 7	0-1, lost to Missouri 78-69 in Austin, Texas
2014-15	23-10	No. 14	0-1, lost to Louisville 86-53 in Tampa, Florida
2013-14	28-7	No. 12	2-1, beat NC State 72-57 and beat Nebraska 80-76 in Los Angeles at UCLA; lost to UConn 70-51 in Lincoln, Nebraska
2011-12	26-7	No. 10	0-1, lost to DePaul 59-55 in Chicago
2006-07	23-10	No. 11	0-1, lost to Louisville 80-54 in Los Angeles at USC
2005-06	26-6	No. 7	1-1, beat Iowa 67-62 at Pepsi Center in Denver; lost to Oklahoma 86-70 at Pepsi Center
2002-03	19-11	No. 11	0-1, lost to Colorado 84-45 in Boulder at Colorado
2001-02	24-9	No. 11	2-1, beat Florida 90-52; beat Iowa State 75-59; lost to Tennessee 68-57 in Ames at Iowa State
1999-00	22-9	No. 12	0-1, lost to Oklahoma 86-81 at Purdue
1992-93	24-5	No. 12	0-1, lost to UC Santa Barbara 88-79 at UC Santa Barbara
1984-85	19-9	No. 8	0-1, lost to Long Beach State 112-85 at Long Beach
1983-84	18-8	No. 8	0-1, lost to USC 97-72 at USC
		RECORD:	6-13 Overall





#5 | MARIA ALBIERO | G | 5-8 | SR. | LONDRINA, BRAZIL | RALEIGH, NC | NEUSE CHRISTIAN AC.

2019-20 Highlights

- ▶ Started in all games while averaging 6.0 points and 2.7 rebounds
- ▶ Her scoring average placed her 4th place on the team with a total of six games with double figure points
- ▶ Finished her junior year in 2nd place on the squad in assists with a 3.2 average while playing nearly 31 minutes of playing time
- ▶ Dished out at least three assists in 18 games and was the assists leader in seven games
- ▶ On the team, ranked 3rd in numerous categories: steals (0.9), 3-point field goal percentage (.360), 3-point field goals made (1.1) and (.720) free-throw percentage
- ▶ In the WCC, she ranked second in assist/turnover ratio (1.7), sixth in 3-point field goal percentage (.360) and ninth in assists (3.2)
- ▶ Named 2019-20 WCC Women's Basketball All-Academic Honorable Mention



Personal

- ▶ Born in Londrina, Brazil, currently lives in Raleigh, North Carolina
- ▶ Parents are Alci Albiero and Maria Cleide Lopez; has one brother and one sister
- ▶ Majoring in Exercise Science

ALBIERO GAME BY GAME STATS (2020-21)



2020-21 BYU Women's Basketball Individual Game-by-Game All games

Page 5/16 as of Mar 14, 2021

#5 ALBIERO, Maria

Opponent	Date	GS	MIN	Total		3-Pointers		Free throws		Rebounds			PF	A	T/O	BLK	STL	PTS	AVG		
				FG-FGA	PCT	3FG-3FGA	PCT	FT-FTA	PCT	OFF	DEF	TOT								AVG	
vs LSU	11/27/2020	*	28:17	1-6	.167	0-2	.000	6-6	1.000	1	0	1	1.0	0	4	1	0	8	8.0		
vs Washington	11/28/2020	*	23:56	1-4	.250	0-2	.000	2-2	1.000	0	1	1	1.0	4	2	3	0	4	6.0		
at Utah St.	12/07/2020	*	34:00	2-5	.400	1-3	.333	2-2	1.000	1	5	6	2.7	3	2	2	0	1	7	6.3	
Montana St.	12/10/2020	*	24:22	2-5	.400	1-3	.333	0-0	.000	0	4	4	3.0	2	4	1	0	5	6.0		
at Southern Utah	12/18/2020	*	30:03	3-5	.600	2-3	.667	0-0	.000	0	1	1	2.6	2	7	2	0	2	8	6.4	
San Francisco	12/28/2020	*	32:04	0-4	.000	0-2	.000	0-0	.000	1	5	6	3.2	1	2	0	0	1	0	5.3	
Santa Clara	12/30/2020	*	27:39	2-4	.500	1-3	.333	2-2	1.000	0	4	4	3.3	3	10	2	0	1	7	5.6	
at San Diego	01/04/2021	*	37:31	2-8	.250	1-4	.250	0-0	.000	0	2	2	3.1	4	3	4	0	1	5	5.5	
at Loyola Marymount	01/07/2021	*	30:08	1-4	.250	0-2	.000	1-2	.500	0	3	3	3.1	3	1	2	0	0	3	5.2	
Saint Mary's (CA)	01/14/2021	*	32:12	2-7	.286	1-4	.250	0-0	.000	0	1	1	2.9	2	5	1	0	0	5	5.2	
Pacific	01/26/2021	*	28:40	3-6	.500	1-4	.250	0-0	.000	0	6	6	3.2	2	6	3	0	1	7	5.4	
at Gonzaga	02/02/2021	*	32:46	3-8	.375	1-3	.333	0-0	.000	1	1	2	3.1	0	4	7	0	0	7	5.5	
Pepperdine	02/04/2021	*	26:52	3-7	.429	0-2	.000	4-4	1.000	0	2	2	3.0	2	1	0	0	1	10	5.8	
Loyola Marymount	02/06/2021	*	34:04	3-7	.429	2-3	.667	1-2	.500	1	2	3	3.0	1	1	2	0	0	9	6.1	
at Pepperdine	02/09/2021	*	28:48	1-6	.167	1-3	.333	0-0	.000	0	4	4	3.1	3	4	2	0	0	3	5.9	
at Pacific	02/11/2021	*	33:25	3-6	.500	2-4	.500	1-2	.500	0	6	6	3.3	0	3	3	1	0	9	6.1	
at Saint Mary's (CA)	02/13/2021	*	31:40	0-3	.000	0-2	.000	2-2	1.000	0	5	5	3.4	0	4	3	0	2	2	5.8	
Gonzaga	02/18/2021	*	32:23	2-5	.400	2-4	.500	0-0	.000	0	2	2	3.3	0	2	0	0	3	6	5.8	
Portland	02/20/2021	*	28:46	1-4	.250	0-2	.000	0-0	.000	0	1	1	3.2	5	3	2	0	0	2	5.6	
at Santa Clara	02/25/2021	*	20:31	0-3	.000	0-2	.000	0-0	.000	0	1	1	3.1	0	1	0	0	0	0	5.4	
at San Francisco	02/27/2021	*	34:12	6-10	.600	0-3	.000	2-3	.667	0	2	2	3.0	4	0	2	0	1	14	5.8	
vs San Francisco	03/08/2021	*	29:48	1-5	.200	0-4	.000	0-0	.000	1	2	3	3.0	2	2	2	0	0	2	5.6	
vs Gonzaga	03/09/2021	*	34:58	0-5	.000	0-4	.000	0-0	.000	1	1	2	3.0	2	2	1	0	0	0	5.3	
Totals			23	697:06	42-127	.331	16-68	.235	23-27	.852	7	61	68	3.0	45	73	45	1	14	123	5.3

Player Averages

Games Played	Minutes/ game	Points/ game	FG Pct	3FG Pct	FT Pct	Rebounds/ game	Assists/ game	Turnovers/ game	Assist/Turnover ratio	Steals/ game	Blocks/ game
29	90.3	5.3	39.1	23.5	85.2	3.0	3.2	2.0	1.6	0.6	0.0

ALBIERO CAREER STATISTICS (ALL GAMES)

Year	GP	GS	Min	Avg	FG	FGA	Pct	3FG	FGA	Pct	FT	FTA	Pct	Off	Def	TR	Avg	PF	FO	A	TO	Blk	Stl	Pts	Avg	
2017-18	29	0	241	8.3	23	55	.418	3	12	.250	9	16	.563	2	23	25	0.9	14	0	22	23	0	9	58	2.0	
2018-19	33	7	497	15.1	38	124	.306	12	43	.279	18	24	.750	10	47	57	1.7	23	0	50	26	0	15	106	3.2	
2019-20	29	29	886	30.6	62	179	.346	32	89	.360	18	25	.720	4	75	79	2.7	37	1	93	54	0	25	174	6.0	
2020-21	23	23	697	30.3	42	126	.331	16	68	.235	23	27	.852	7	61	68	3.0	45	1	73	45	1	14	123	5.3	
TOTAL																										

ALBIERO CAREER STATISTICS (CONFERENCE GAMES)

Year	GP	GS	Min	Avg	FG	FGA	Pct	3FG	FGA	Pct	FT	FTA	Pct	Off	Def	TR	Avg	PF	FO	A	TO	Blk	Stl	Pts	Avg	
2017-18	17	0	137	8.1	12	31	.387	1	5	.200	4	8	.500	2	17	19	1.1	9	0	11	11	0	6	29	1.7	
2018-19	18	0	256	14.2	21	59	.356	9	26	.346	7	10	.700	4	20	24	1.3	12	0	26	11	0	4	58	3.2	
2019-20	18	18	566	31.4	46	110	.418	24	59	.407	7	11	.636	2	50	52	2.9	19	0	59	36	0	18	123	6.8	
2020-21	16	16		30.7			.348			.255			.765				3.1			3.1		1	11		5.6	
TOTAL																										

2020-21 SEASON HIGHS

PTS	14, at USF - 2/27/21
REB	6 (4x), last at Pacific - 2/11/21
AST	10, vs. SCU - 12/30/20
STL	3, vs. Gonzaga - 2/18/21
BLK	1, at Pacific - 2/11/21
FGM	6, at USF - 2/27/21
FGA	10, at USF - 2/27/21
3PM	2 (4x), last vs. Gonzaga - 2/18/21
3PA	4 (6x), last vs. Gonzaga - 2/18/21
FTM	6, vs. LSU - 11/27/20
FTA	6, vs. LSU - 11/27/20

CAREER HIGHS

PTS	16, vs. Portland - 01/19/19
REB	7, twice, last at Pacific - 01/16/20
AST	10, vs. SCU - 12/30/20
STL	3 (2x), last vs. Gonzaga - 2/18/21
BLK	1, at Pacific - 2/11/21
FGM	6 (2x), last at USF - 2/27/21
FGA	12 (2x), last at SMC - 01/18/20
3PM	4, at SMC - 01/18/20
3PA	8, at SMC - 01/18/20
FTM	6, vs. LSU - 11/27/20
FTA	6, vs. LSU - 11/27/20

MISCELLANEOUS

	2020-21	Career
Double-FigurePTS	2	11
20-plus Pts		
Double-Doubles		
3-plus AST	1	37
3-plus STL	1	2
3-plus 3-point FG		2
Scoring Leader		1
Rebound Leader		
Assist Leader	4	12



#11 | KAYLEE SMILER | G | 5-8 | SO. | HAMILTON, NEW ZEALAND | MELVILLE HS

2019-20 Highlights

- ▶ Saw action in a total of 27 games averaging 1.8 points and 1.6 rebounds while averaging nearly 10 minutes of playing time
- ▶ Out of the 27 games, 17 were conference matchups
- ▶ In first collegiate game, she played one minute at Washington State on Nov. 9
- ▶ Her season totals include a total of 48 points, 35 rebounds, 21 assists, three blocks and seven steals
- ▶ Had season bests in points with 19 at SMC on Jan. 18; in rebounds with six at SMC; in assists with three vs. SCU on Jan. 25
- ▶ Tallied one game with 10+points (19 at SMC) and
- ▶ Had three assists in two games

Personal

- ▶ Parents are Phillip and Loanna Smiler
- ▶ Has three brothers and one sister
- ▶ Undecided Major



2020-21 SEASON HIGHS	
PTS	9 (2x), last at LMU - 1/7/21
REB	3 (2x), last at Pepperdine 2/9/21
AST	4 (2x), last at Pacific - 2/11/21
STL	4, at SCU - 2/25/21
BLK	1 (7x), last at SMC - 2/13/21
FGM	3 (2x), last at LMU - 1/7/21
FGA	6, vs. MSU - 12/10/20
3PM	3 (2x), last at LMU - 1/7/21
3PA	5 (2x), last vs. SCU - 12/30/20
FTM	2, vs. USF - 12/28/20
FTA	2, vs. USF - 12/28/20

SMILER GAME BY GAME STATS (2020-21)



2020-21 BYU Women's Basketball  
Individual Game-by-Game  
All games

Page 7/16  
as of Mar 14, 2021

#11 SMILER, Kaylee

Opponent	Date	GS	MIN	Total		3-Pointers		Free throws		Rebounds				PF	A	T/O	BLK	STL	PTS	AVG	
				FG-FGA	PCT	3FG-3FGA	PCT	FT-FTA	PCT	OFF	DEF	TOT	AVG								
vs LSU	11/27/2020		12:03	1-2	.500	1-1	1.000	0-0	.000	0	1	1	1.0	1	0	1	0	0	3	3.0	
vs Washington	11/28/2020		16:40	2-3	.667	2-2	1.000	0-0	.000	0	0	0	0.5	1	0	1	0	0	6	4.5	
at Utah St.	12/07/2020		19:00	0-3	.000	0-3	.000	0-0	.000	0	2	2	1.0	2	2	0	0	0	3.0		
Montana St.	12/10/2020		21:16	3-6	.500	3-5	.600	0-0	.000	0	1	1	1.0	0	2	1	1	0	9	4.5	
at Southern Utah	12/18/2020		14:46	1-3	.333	1-2	.500	0-0	.000	0	1	1	1.0	0	1	0	0	0	3	4.2	
San Francisco	12/28/2020		18:32	1-2	.500	1-2	.500	2-2	1.000	0	0	0	0.8	0	1	0	1	0	5	4.3	
Santa Clara	12/30/2020		16:14	1-5	.200	1-5	.200	0-0	.000	0	0	0	0.7	2	2	1	0	1	3	4.1	
at San Diego	01/04/2021		13:14	2-3	.667	1-2	.500	0-0	.000	0	0	0	0.6	2	0	2	0	0	5	4.3	
at Loyola Marymount	01/07/2021		16:29	3-5	.600	3-4	.750	0-0	.000	0	1	1	0.7	1	1	0	0	1	9	4.8	
Pacific	01/26/2021		18:55	1-5	.200	1-2	.500	0-0	.000	0	3	3	0.9	1	0	0	1	1	3	4.6	
at Gonzaga	02/02/2021		10:30	1-2	.500	1-2	.500	0-0	.000	1	1	2	1.0	1	1	2	1	0	3	4.5	
Pepperdine	02/04/2021		16:25	0-1	.000	0-1	.000	0-0	.000	0	2	2	1.1	2	4	0	1	0	0	4.1	
Loyola Marymount	02/06/2021		23:11	2-4	.500	0-2	.000	0-0	.000	0	1	1	1.1	1	2	2	1	1	4	4.1	
at Pepperdine	02/09/2021		12:48	0-2	.000	0-2	.000	0-0	.000	1	2	3	1.2	1	2	0	0	0	3	3.8	
at Pacific	02/11/2021		17:08	0-1	.000	0-1	.000	0-0	.000	0	0	0	1.1	1	4	1	0	1	0	3.5	
at Saint Mary's (CA)	02/13/2021		20:17	0-1	.000	0-1	.000	0-0	.000	0	2	2	1.2	0	0	1	1	1	0	3.3	
Gonzaga	02/18/2021		15:39	1-3	.333	0-2	.000	0-0	.000	0	2	2	1.2	0	0	1	0	0	2	3.2	
Portland	02/20/2021		16:58	1-2	.500	0-1	.000	0-0	.000	0	0	0	1.2	3	0	1	0	1	2	3.2	
at Santa Clara	02/25/2021		21:36	1-2	.500	1-1	1.000	0-0	.000	0	0	0	1.1	3	1	1	0	4	3	3.2	
at San Francisco	02/27/2021		11:49	1-2	.500	1-2	.500	0-0	.000	0	1	1	1.1	3	1	0	0	1	3	3.2	
vs San Francisco	03/08/2021		16:38	2-3	.667	1-2	.500	0-0	.000	0	0	0	1.0	3	0	0	0	1	5	3.2	
vs Gonzaga	03/09/2021		07:35	0-1	.000	0-1	.000	0-0	.000	1	0	1	1.0	0	0	0	0	1	0	3.1	
<b>Totals</b>			<b>0</b>	<b>357:43</b>	<b>24-61</b>	<b>.393</b>	<b>18-46</b>	<b>.391</b>	<b>2-2</b>	<b>1.000</b>	<b>3</b>	<b>20</b>	<b>23</b>	<b>1.0</b>	<b>28</b>	<b>24</b>	<b>15</b>	<b>7</b>	<b>14</b>	<b>68</b>	<b>3.1</b>

Player Averages

Games Played	Minutes/ game	Points/ game	FG Pct	3FG Pct	FT Pct	Rebounds/ game	Assists/ game	Turnovers/ game	Assist/Turnover ratio	Steals/ game	Blocks/ game
22	16.3	3.1	39.3	39.1	100.0	1.0	1.1	0.7	1.6	0.6	0.3

SMILER CAREER STATISTICS (ALL GAMES)

Year	GP	GS	Min	Avg	FG	FGA	Pct	3FG	FGA	Pct	FT	FTA	Pct	Off	Def	TR	Avg	PF	FO	A	TO	Blk	Stl	Pts	Avg
2019-20	27	0	255	9.4	17	44	.386	11	28	.393	3	6	.500	9	35	44	1.6	23	0	21	17	3	7	48	1.8
2020-21	22	0	357	16.3	24	61	.393	18	46	.391	2	2	1.00	3	20	23	1.0	28	0	24	15	7	14	68	3.1
<b>TOTAL</b>																									

SMILER CAREER STATISTICS (CONFERENCE GAMES)

Year	GP	GS	Min	Avg	FG	FGA	Pct	3FG	FGA	Pct	FT	FTA	Pct	Off	Def	TR	Avg	PF	FO	A	TO	Blk	Stl	Pts	Avg
2019-20	17	0	184	10.8	11	31	.355	7	20	.350	3	6	.500	7	27	34	2.0	15	0	14	14	2	5	32	1.9
2020-21	15	0		16.7			.375			.333			1.00				1.1			1.3		6	12		2.8
<b>TOTAL</b>																									

CAREER HIGHS

PTS	19, at SMC - 01/18/20
REB	6, twice, last at SMC - 01/18/20
AST	4 (2x), last at Pacific - 2/11/21
STL	4, at SCU - 2/25/21
BLK	1 (7x), last at SMC - 2/13/21
FGM	7, at SMC - 01/18/20
FGA	9, at SMC - 01/18/20
3PM	4, at SMC - 01/18/20
3PA	5 (2x), last vs. SCU - 12/30/20
FTM	2, vs. USF - 12/28/20
FTA	2, vs. USF - 12/28/20

MISCELLANEOUS

	2020-21	Career
Double-FigurePTS		
20-plus Pts		
Double-Doubles		
3-plus AST		
3-plus STL		
3-plus3-pointFG		
Scoring Leader		
Rebound Leader		
Assist Leader		



#13 | PAISLEY JOHNSON HARDING | G | 5-9 | SR. | EVERETT, WA | GLACIER PEAK HS

2019-20 Highlights

- ▶ Co-Team Captain
- ▶ Was the team's scoring with a 15.2 average, that put her in 5th place in the WCC
- ▶ Tallied 22 games with at least 10+points including six with 20+points
- ▶ Was the scoring leader in a total of 13 games
- ▶ Had the team's best free-throw percentage (.819) and was 4th in that category in the conference
- ▶ On the team, ranked 2nd in steals (1.5) and 3rd was the assist leader in six
- ▶ In a total of six games recorded at least three steals and in eight games put up at least three 3-pointers
- ▶ Reached 1,000 points with 28 in the road game at Santa Clara on Feb. 20, ranks 27th all-time in scoring with 1,072 career points
- ▶ Named to the 2020 WCC Women's Basketball First Team
- ▶ Named to the 2019-20 Preseason All-WCC Team

Personal

- ▶ Born in Washington
- ▶ Parents are Brent and Stephanie; has two brothers and one sister
- ▶ Married to Connor Harding, a member of the BYU men's basketball team
- ▶ Majoring in Sociology



2020-21 SEASON HIGHS	
PTS	28, at SMC - 2/13/21
REB	5 (2x), last at SCU - 2/25/21
AST	10, at SCU - 2/25/21
STL	2 (3x), last vs. Portland 2/20/21
BLK	
FGM	12, at SMC - 2/13/21
FGA	20, at SMC - 2/13/21
3PM	5, at Pepperdine - 2/9/21
3PA	10, at Pepperdine - 2/9/21
FTM	7, at USF - 2/27/21
FTA	8, vs. Gonzaga - 2/18/21

JOHNSON HARDING GAME BY GAME STATS (2020-21)



2020-21 BYU Women's Basketball  
Individual Game-by-Game  
All games

Page 9/16  
as of Mar 14, 2021

#13 HARDING, Paisley

Opponent	Date	GS	MIN	Total		3-Pointers		Free throws		Rebounds				PF	A	T/O	BLK	STL	PTS	AVG
				FG-FGA	PCT	3FG-3FGA	PCT	FT-FTA	PCT	OFF	DEF	TOT	AVG							
vs LSU	11/27/2020	*	33:36	5-11	.455	3-5	.600	0-0	.000	1	0	1	1.0	2	1	4	0	0	13	13.0
vs Washington	11/28/2020	*	27:48	2-13	.154	2-8	.250	3-3	1.000	1	0	1	1.0	3	2	2	0	1	9	11.0
at Utah St.	12/07/2020	*	25:00	6-13	.462	0-3	.000	2-3	.667	1	3	4	2.0	0	3	0	0	14	12.0	
Montana St.	12/10/2020	*	27:18	3-10	.300	3-7	.429	2-2	1.000	0	0	0	1.5	3	6	0	0	1	11	11.8
at Southern Utah	12/18/2020	*	28:52	5-9	.556	1-3	.333	4-4	1.000	0	0	0	1.2	4	3	3	0	1	15	12.4
San Francisco	12/28/2020	*	21:37	6-10	.600	1-4	.250	2-5	.400	0	1	1	1.2	3	2	3	0	1	15	12.8
Santa Clara	12/30/2020	*	27:30	3-11	.273	1-7	.143	1-1	1.000	0	1	1	1.1	3	3	2	0	0	8	12.1
at San Diego	01/04/2021	*	21:13	2-7	.286	1-4	.250	0-0	.000	0	2	2	1.3	5	2	5	0	2	5	11.3
at Loyola Marymount	01/07/2021	*	30:36	4-11	.364	2-4	.500	0-0	.000	0	3	3	1.4	2	1	1	0	1	10	11.1
Saint Mary's (CA)	01/14/2021	*	26:46	7-11	.636	2-5	.400	4-6	.667	0	2	2	1.5	3	5	3	0	1	20	12.0
Pacific	01/26/2021	*	26:06	3-12	.250	1-6	.167	0-0	.000	0	2	2	1.5	2	3	0	0	1	7	11.5
at Gonzaga	02/02/2021	*	38:21	6-12	.500	2-5	.400	3-4	.750	0	2	2	1.6	5	3	4	0	0	17	12.0
Pepperdine	02/04/2021	*	27:42	3-13	.231	0-5	.000	3-3	1.000	0	0	0	1.5	1	5	1	0	2	9	11.8
Loyola Marymount	02/06/2021	*	20:17	5-10	.500	0-1	.000	4-5	.800	0	2	2	1.5	2	3	1	0	0	14	11.9
at Pepperdine	02/09/2021	*	38:24	6-14	.429	5-10	.500	3-4	.750	4	1	5	1.7	0	5	1	0	0	20	12.5
at Pacific	02/11/2021	*	32:02	6-14	.429	1-3	.333	1-2	.500	1	2	3	1.8	1	2	1	0	0	14	12.6
at Saint Mary's (CA)	02/13/2021	*	32:22	12-20	.600	3-6	.500	1-1	1.000	1	2	3	1.9	3	0	4	0	0	28	13.5
Gonzaga	02/18/2021	*	29:02	3-7	.429	1-3	.333	5-8	.625	0	2	2	1.9	3	2	0	0	0	12	13.4
Portland	02/20/2021	*	39:08	7-16	.438	3-7	.429	1-2	.500	1	3	4	2.0	2	6	2	0	2	18	13.6
at Santa Clara	02/25/2021	*	40:00	3-13	.231	1-4	.250	5-7	.714	0	5	5	2.2	2	10	3	0	0	12	13.6
at San Francisco	02/27/2021	*	33:17	4-16	.250	2-7	.286	7-7	1.000	1	2	3	2.2	2	5	3	0	1	17	13.7
vs San Francisco	03/08/2021	*	29:18	9-17	.529	4-10	.400	1-1	1.000	0	7	7	2.4	3	2	4	0	4	23	14.1
vs Gonzaga	03/09/2021	*	39:11	4-8	.500	0-3	.000	4-4	1.000	0	5	5	2.5	2	3	3	0	3	12	14.0
Totals			695:25	114-278	.410	39-120	.325	56-72	.778	11	47	58	2.5	56	77	50	0	21	323	14.0

Player Averages

Games Played	Minutes/game	Points/game	FG Pct	3FG Pct	FT Pct	Rebounds/game	Assists/game	Turnovers/game	Assist/Turnover ratio	Steals/game	Blocks/game
23	30.2	14.8	41.0	32.5	77.8	2.5	3.3	2.2	1.5	0.9	0.0

HARDING CAREER STATISTICS (ALL GAMES)

Year	GP	GS	Min	Avg	FG	FGA	Pct	3FG	FGA	Pct	FT	FTA	Pct	Off	Def	TR	Avg	PF	FO	A	TO	Blk	Stl	Pts	Avg
2017-18	30	0	591	19.7	54	129	.419	22	51	.431	37	57	.649	20	47	67	2.2	74	2	43	50	5	23	167	5.6
2018-19	33	33	1127	34.2	161	389	.414	51	150	.340	106	145	.731	27	116	143	4.3	84	2	98	68	3	44	479	14.5
2019-20	28	28	974	34.8	143	355	.403	54	141	.383	86	105	.819	28	78	106	3.8	69	1	87	77	11	41	426	15.2
2020-21	23	23	695	30.2	114	278	.410	39	120	.325	56	72	.778	11	47	58	2.5	56	2	77	50	0	21	323	14.0
TOTAL																									

HARDING CAREER STATISTICS (CONFERENCE GAMES)

Year	GP	GS	Min	Avg	FG	FGA	Pct	3FG	FGA	Pct	FT	FTA	Pct	Off	Def	TR	Avg	PF	FO	A	TO	Blk	Stl	Pts	Avg
2017-18	18	0	393	21.8	31	74	.419	16	32	.500	25	38	.658	16	30	46	2.6	44	1	31	32	4	18	103	5.7
2018-19	18	18	612	34.0	89	217	.410	27	82	.329	77	104	.740	11	52	63	3.5	38	0	55	34	1	25	282	15.7
2019-20	17	17	601	35.4	88	223	.395	32	89	.360	54	69	.783	13	53	66	3.9	41	0	57	49	10	32	262	15.4
2020-21	16	16		30.3			.406			.321			.727				2.5			3.6		0	11		14.1
TOTAL																									

CAREER HIGHS

PTS	31, at Pacific - 01/16/20
REB	12, vs. UC Riverside - 11/9/18
AST	10, at SCU - 2/25/21
STL	5, twice, last at USF - 02/22/20
BLK	2, three, last at USF - 02/22/20
FGM	12, at SMC - 2/13/21
FGA	20, at SMC - 2/13/21
3PM	5 (2x), at Pepperdine - 2/9/21
3PA	11, vs. PAC - 02/15/20
FTM	9, at Pacific - 01/16/20
FTA	10, three, last at SCU - 02/20/20

MISCELLANEOUS

	2020-21	Career
Double-FigurePTS	16	69
20-plus Pts	3	15
Double-Doubles	1	2
3-plus AST	13	47
3-plus STL		12
3-plus3-pointFG	5	16
Scoring Leader	5	28
Rebound Leader		5
Assist Leader		14

#15 | MALLI PERRI | F | 6-5 | JR. | PLEASANT GROVE, UT | PLEASANT GROVE HS

2019-20 Highlights

- ▶ Played in 24 games starting in six (all were league contests) while averaging nearly six minutes of playing time
- ▶ Averaged 1.8 points and 1.2 rebounds a contest
- ▶ In her second season on the team, finished with a total of 43 points, 45 rebounds, nine assists, eight blocks and six steals
- ▶ Had season bests in points with seven vs. SCU on Jan. 25; in rebounds with five vs. Texas A&M Kingsville on Nov. 14; in assists and steals with two vs. SMC on Feb. 13

Personal

- ▶ Born in Provo; has three sisters and one brother
- ▶ Married to Tyeler
- ▶ Majoring in Finance



2020-21 SEASON HIGHS	
PTS	6 (2x), last vs. Pacific - 1/26/21
REB	5, vs. LMU - 2/6/21
AST	2, vs. LMU - 2/6/21
STL	1, at Gonzaga - 2/2/21
BLK	2, vs. Pepperdine - 2/4/21
FGM	3 (2x), last vs. Pacific - 2/26/21
FGA	6, vs. Pacific - 2/26/21
3PM	1, (3x), last vs. SCU - 12/30/20
3PA	3, at USU - 12/7/20
FTM	
FTA	

PERRI GAME BY GAME STATS (2020-21)



2020-21 BYU Women's Basketball Individual Game-by-Game All games

Page 11/16 as of Mar 14, 2021

#15 PERRI, Malli

Opponent	Date	GS	MIN	Total		3-Pointers		Free throws		Rebounds				PF	A	T/O	BLK	STL	PTS	AVG	
				FG-FGA	PCT	3FG-3FGA	PCT	FT-FTA	PCT	OFF	DEF	TOT	AVG								
vs LSU	11/27/2020		05:14	0-1	.000	0-1	.000	0-0	.000	0	0	0	0.0	1	1	0	1	0	0	0.0	
vs Washington	11/28/2020		12:02	0-5	.000	0-1	.000	0-0	.000	0	2	2	1.0	2	0	0	1	0	0	0.0	
at Utah St.	12/07/2020		08:00	2-4	.500	1-3	.333	0-0	.000	1	2	3	1.7	2	0	0	0	0	5	1.7	
Montana St.	12/10/2020		12:33	1-2	.500	1-2	.500	0-0	.000	1	3	4	2.3	2	0	2	0	0	3	2.0	
at Southern Utah	12/18/2020		06:01	1-1	1.000	0-0	.000	0-0	.000	1	0	1	2.0	2	0	1	0	0	2	2.0	
San Francisco	12/28/2020		10:16	0-3	.000	0-2	.000	0-0	.000	0	2	2	2.0	2	0	2	1	0	0	1.7	
Santa Clara	12/30/2020		11:58	2-5	.400	1-2	.500	0-0	.000	2	2	4	2.3	4	0	0	0	0	5	2.1	
at Loyola Marymount	01/07/2021		07:01	0-0	.000	0-0	.000	0-0	.000	0	0	0	2.0	2	0	1	0	0	0	1.9	
Saint Mary's (CA)	01/14/2021		08:31	3-3	1.000	0-0	.000	0-0	.000	0	1	1	1.9	0	0	0	1	0	6	2.3	
Pacific	01/26/2021		17:22	3-6	.500	0-1	.000	0-0	.000	1	1	2	1.9	0	0	0	0	0	6	2.7	
at Gonzaga	02/02/2021		02:13	0-0	.000	0-0	.000	0-0	.000	0	0	0	1.7	1	0	0	0	1	0	2.5	
Pepperdine	02/04/2021		10:51	1-5	.200	0-2	.000	0-0	.000	0	0	0	1.6	1	1	0	2	0	2	2.4	
Loyola Marymount	02/06/2021		11:13	2-2	1.000	0-0	.000	0-0	.000	2	3	5	1.8	0	2	0	0	0	4	2.5	
at Pacific	02/11/2021		12:07	2-3	.667	0-1	.000	0-0	.000	1	0	1	1.8	2	1	0	1	0	4	2.6	
at Saint Mary's (CA)	02/13/2021		05:50	0-1	.000	0-0	.000	0-0	.000	1	0	1	1.7	0	1	0	0	0	0	2.5	
Gonzaga	02/18/2021		02:20	0-0	.000	0-0	.000	0-0	.000	0	0	0	1.6	0	0	1	0	0	0	2.3	
Portland	02/20/2021		01:32	0-0	.000	0-0	.000	0-0	.000	0	0	0	1.5	0	0	0	0	0	0	2.2	
at Santa Clara	02/25/2021		01:23	0-0	.000	0-0	.000	0-0	.000	0	0	0	1.4	2	0	0	0	0	0	2.1	
at San Francisco	02/27/2021		01:08	0-0	.000	0-0	.000	0-0	.000	0	0	0	1.4	0	1	0	0	0	0	1.9	
vs San Francisco	03/08/2021		06:48	0-1	.000	0-1	.000	1-2	.500	0	0	0	1.3	2	0	0	0	0	1	1.9	
<b>Totals</b>			<b>0</b>	<b>154:23</b>	<b>17-42</b>	<b>.405</b>	<b>3-16</b>	<b>.188</b>	<b>1-2</b>	<b>.500</b>	<b>10</b>	<b>16</b>	<b>26</b>	<b>1.3</b>	<b>25</b>	<b>7</b>	<b>7</b>	<b>7</b>	<b>1</b>	<b>38</b>	<b>1.9</b>

Player Averages

Games Played	Minutes/game	Points/game	FG Pct	3FG Pct	FT Pct	Rebounds/game	Assists/game	Turnovers/game	Assist/Turnover ratio	Steals/game	Blocks/game
20	7.7	1.9	40.5	18.8	50.0	1.3	0.4	0.4	1.0	0.1	0.4

PERRI CAREER STATISTICS (ALL GAMES)

Year	GP	GS	Min	Avg	FG	FGA	Pct	3FG	FGA	Pct	FT	FTA	Pct	Off	Def	TR	Avg	PF	FO	A	TO	Blk	Stl	Pts	Avg
2018-19	19	0	85	4.5	6	29	.207	5	20	.250	2	2	1.000	6	11	17	0.9	11	0	4	6	5	1	19	1.0
2019-20	24	6	135	5.6	16	53	.302	7	23	.304	4	7	.571	7	21	28	1.2	14	0	5	5	3	5	43	1.8
2020-21	20	0	154	7.7	17	42	.405	3	16	.188	1	2	.500	10	16	26	1.3	25	0	7	7	7	1	38	1.9
TOTAL																									

PERRI CAREER STATISTICS (CONFERENCE GAMES)

Year	GP	GS	Min	Avg	FG	FGA	Pct	3FG	FGA	Pct	FT	FTA	Pct	Off	Def	TR	Avg	PF	FO	A	TO	Blk	Stl	Pts	Avg
2018-19	8	0	36	4.5	2	13	.154	2	10	.200	2	2	1.000	2	6	8	1.0	5	0	2	4	1	0	8	1.0
2019-20	15	6	89	5.9	10	31	.323	4	15	.267	2	5	.400	3	14	17	1.1	9	0	2	4	2	5	26	1.7
2020-21	14	0		7.4			.464			.125							1.1			0.4		5	1		1.9
TOTAL																									

CAREER HIGHS

PTS	7, twice, last vs. SCU - 01/25/20
REB	5 (2x), last vs. LMU - 2/6/21
AST	2 (3x), last vs. LMU - 2/6/21
STL	2, at SMC - 02/13/20
BLK	2 (2x), last vs. Pepperdine - 2/4/21
FGM	3 (3x), last vs. Pacific - 2/26/21
FGA	8, vs. TAMK - 11/14/19
3PM	1, (15x), last vs. SCU - 12/30/20
3PA	3, at USU - 12/7/20
FTM	2, twice, last vs. TAMK - 11/14/19
FTA	2, four, last at SCU - 02/20/20

MISCELLANEOUS

	2020-21	Career
Double-FigurePTS		
20-plus Pts		
Double-Doubles		
3-plus AST		
3-plus STL		
3-plus 3-point FG		
Scoring Leader		
Rebound Leader		
Assist Leader		













**#4 | DEVRY MILLETT | G | 5-10 | SO. | FOLSOM, CA | FOLSOM HS**

## 2019-20 Highlights

- ▶ Played in a total of four games on the year, two were WCC foes San Francisco and Santa Clara
- ▶ Played the most minutes (4) at home vs. Texas A&M Kingsville
- ▶ Scored three points for season bests vs. Texas A&M Kingsville
- ▶ Averaged 2.7 minutes of playing time

## Before BYU

- ▶ Three-year letterwinner in basketball
- ▶ All-league First Team, Sierra Foothill League
- ▶ Bulldog Blood Award
- ▶ CSF Lifetime member
- ▶ Member of high school student government
- ▶ Played club basketball for Cal Stars

## Personal

- ▶ Born in Folsom, California
- ▶ Parents are Bret and Denise Millett

**#3 | KATE VORWALLER | G | 5-9 | FR. | SALT LAKE CITY, UT | SKYLINE HS**

## Before BYU

- ▶ Four-year letterwinner in basketball
- ▶ Member of the 2016-17 4A state championship team
- ▶ 2020 Deseret News 5A All-State second team
- ▶ 2019-20 averaged 13.0 points, 5.0 rebounds, 3.3 assists per game
- ▶ Played club basketball for Salt Lake Metro, where she was a two-time team MVP
- ▶ Skyline HS Golden Talon Recipient (Valedictorian)
- ▶ Graduated on the High Honor Roll
- ▶ Member of the National Honors Society
- ▶ Also recruited by Westminster, West Point and Southern Virginia University

## Personal

- ▶ Parents are John and Tricia Vorwaller
- ▶ Has an older brother, a younger brother and a younger sister

**#1 | MEGAN STEVENSON | F | 6-0 | FR. | PURCELLVILLE, VA | LOUDOUN VALLEY HS**

## Before BYU

- ▶ Four-year letterwinner in basketball
- ▶ Two-time First Team All-Region
- ▶ District Player of the Year 2018-10
- ▶ Two-time First Team All-Conference
- ▶ Named First Team All-State 2019-20
- ▶ Named Second Team All-State 2018-19
- ▶ Broke school record in blocks in a game (11)
- ▶ Recorded a career-high in points in a game (38)
- ▶ Played for Catocin Basketball Club

## Personal

- ▶ Born in San Diego, California
- ▶ Parents are Shanadee & Christopher
- ▶ Has two sisters and four brothers





**2020-21 BYU Women's Basketball  
Season Box Score  
All games**

Page 1/1  
as of Mar 14, 2021

**Game Records**

Record	Overall	Home	Away	Neutral
ALL GAMES	18-5	9-0	7-3	2-2
CONFERENCE	13-3	8-0	5-3	0-0
NON-CONFERENCE	5-2	1-0	2-0	2-2

**Team Box Score**

No.	Player	Total			3-Point		F-Throw		Rebounds													
		GP-GS	MIN	AVG	FG-FGA	FG%	3FG-FGA	3FG%	FT-FTA	FT%	OFF	DEF	TOT	AVG	PF	DQ	A	TO	BLK	STL	PTS	AVG
2	GONZALES, Shaylee	23-23	781:34	34.0	164-354	.463	36-112	.321	48-66	.727	46	72	118	5.1	42	0	86	73	4	56	412	17.9
13	HARDING, Paisley	23-23	695:25	30.2	114-278	.410	39-120	.325	56-72	.778	11	47	58	2.5	56	2	77	50	0	21	323	14.0
12	GUSTIN, Lauren	22-22	710:40	32.3	106-222	.477	0-2	.000	42-62	.677	78	203	281	12.8	47	1	44	49	6	21	254	11.5
10	GRAHAM, Tegan	23-1	558:18	24.3	70-139	.504	38-83	.458	8-12	.667	13	52	65	2.8	55	3	45	32	11	18	186	8.1
5	ALBIERO, Maria	23-23	697:06	30.3	42-127	.331	16-68	.235	23-27	.852	7	61	68	3.0	45	1	73	45	1	14	123	5.3
22	HAMSON, Sara	23-23	385:53	16.8	57-84	.679	0-1	.000	9-14	.643	30	60	90	3.9	48	1	14	18	59	22	123	5.3
11	SMILER, Kaylee	22-0	357:43	16.3	24-61	.393	18-46	.391	2-2	1.000	3	20	23	1.0	28	0	24	15	7	14	68	3.1
15	PERRI, Malli	20-0	154:23	7.7	17-42	.405	3-16	.188	1-2	.500	10	16	26	1.3	25	0	7	7	7	1	38	1.9
21	WHITE, Tahila	18-0	124:53	6.9	10-23	.435	6-11	.545	6-10	.600	5	9	14	0.8	11	0	6	9	1	6	32	1.8
42	BELLES-LEE, Kayla	7-0	17:02	2.4	3-5	.600	0-0	.000	4-4	1.000	2	3	5	0.7	3	0	1	0	1	0	10	1.4
3	VORWALLER, Kate	4-0	06:08	1.5	2-3	.667	1-1	1.000	0-2	.000	0	0	0	0.0	2	0	0	1	0	1	5	1.3
14	UGWU, Babalu	4-0	22:33	5.6	1-7	.143	0-3	.000	2-2	1.000	2	4	6	1.5	3	0	0	3	1	1	4	1.0
34	BECKMAN, Kyra	15-0	56:16	3.8	5-18	.278	1-6	.167	1-2	.500	1	19	20	1.3	6	0	2	7	0	1	12	0.8
1	STEVENSON, Megan	3-0	04:03	1.3	0-0	.000	0-0	.000	2-2	1.000	0	0	0	0.0	0	0	0	4	0	0	2	0.7
4	MILLETT, Devry	8-0	15:50	2.0	1-6	.167	0-2	.000	0-0	.000	0	0	0	0.0	1	0	0	2	0	1	2	0.3
32	GLANTZ, Signe	5-0	12:13	2.4	0-3	.000	0-1	.000	0-0	.000	0	2	2	0.4	0	0	3	0	0	1	0	0.0
Team											40	46	86					17				
Total		23	4600		616-1372	.449	158-472	.335	204-279	.731	248	614	862	37.5	372	8	382	332	98	178	1594	69.3
Opponents		23	4605		466-1314	.355	144-475	.303	285-376	.758	248	522	770	33.5	339	5	257	343	54	181	1361	59.2

**Score by Periods**

Team	1st	2nd	3rd	4th	OT	TOT
BYU	428	389	439	338	0	1594
Opponents	313	344	328	376	0	1361



2020-21 BYU Women's Basketball  
Overall Team Statistics  
All games

Page 1/1  
as of Mar 14, 2021

## Team Statistics

	BYU	OPP
<b>Scoring</b>	<b>1594</b>	<b>1361</b>
Points per game	69.3	59.2
Scoring margin	+10.1	-
<b>Field goals-att</b>	<b>616-1372</b>	<b>466-1314</b>
Field goal pct	.449	.355
<b>3 point fg-att</b>	<b>158-472</b>	<b>144-475</b>
3-point FG pct	.335	.303
3-pt FG made per game	6.9	6.3
<b>Free throws-att</b>	<b>204-279</b>	<b>285-376</b>
Free throw pct	.731	.758
F-Throws made per game	8.9	12.4
<b>Rebounds</b>	<b>862</b>	<b>770</b>
Rebounds per game	37.5	33.5
Rebounding margin	+4.0	-
<b>Assists</b>	<b>382</b>	<b>257</b>
Assists per game	15.6	11.2
<b>Turnovers</b>	<b>332</b>	<b>343</b>
Turnovers per game	14.4	14.9
Turnover margin	+0.5	-
Assist/turnover ratio	1.2	0.7
<b>Steals</b>	<b>178</b>	<b>181</b>
Steals per game	7.7	7.9
<b>Blocks</b>	<b>98</b>	<b>54</b>
Blocks per game	4.3	2.3
<b>Winning streak</b>	<b>0</b>	<b>-</b>
Home win streak	9	-
<b>Attendance</b>	<b>1219</b>	<b>679</b>
Home games-Avg/Game	9-135	10-68
Neutral site-Avg/Game	-	4-0

## Score by Periods

Team	1st	2nd	3rd	4th	OT	TOT
BYU	428	389	439	338	0	1594
Opponents	313	344	328	376	0	1361



**2020-21 BYU Women's Basketball  
Season Schedule/Results & Leaders  
All games**

Page 1/1  
as of Mar 14, 2021

**Game Records**

Record	Overall	Home	Away	Neutral
ALL GAMES	18-5	9-0	7-3	2-2
CONFERENCE	13-3	8-0	5-3	0-0
NON-CONFERENCE	5-2	1-0	2-0	2-2

**Team Results**

Date	Opponent	Score	Att.	High Points	High Rebounds
11/27/2020	vs LSU	W 67-51	0	(30) GONZALES, Shaylee	(14) GUSTIN, Lauren
11/28/2020	vs Washington	L 48-77	0	(13) GUSTIN, Lauren	(10) GUSTIN, Lauren
12/07/2020	at Utah St.	W 87-66	425	(27) GONZALES, Shaylee	(17) GUSTIN, Lauren
12/10/2020	Montana St.	W 72-58	125	(18) GONZALES, Shaylee	(7) HAMSON, Sara
12/18/2020	at Southern Utah	W 84-74	254	(26) GONZALES, Shaylee	(13) GUSTIN, Lauren
12/28/2020	San Francisco	W 70-46	145	(16) GONZALES, Shaylee	(17) GUSTIN, Lauren
12/30/2020	Santa Clara	W 76-50	137	(20) GONZALES, Shaylee	(11) GUSTIN, Lauren
01/04/2021	at San Diego	L 56-58	0	(21) GONZALES, Shaylee	(18) GUSTIN, Lauren
01/07/2021	at Loyola Marymount	W 71-57	0	(20) GONZALES, Shaylee	(14) GUSTIN, Lauren
01/14/2021	Saint Mary's (CA)	W 80-63	163	(20) HARDING, Paisley	(16) GUSTIN, Lauren
01/26/2021	Pacific	W 81-60	127	(23) GONZALES, Shaylee	(9) HAMSON, Sara
02/02/2021	at Gonzaga	L 56-63	0	(17) HARDING, Paisley	(10) GUSTIN, Lauren
02/04/2021	Pepperdine	W 75-61	159	(27) GUSTIN, Lauren	(20) GUSTIN, Lauren
02/06/2021	Loyola Marymount	W 69-50	83	(14) HARDING, Paisley	(8) GONZALES, Shaylee
02/09/2021	at Pepperdine	W 57-43	0	(20) HARDING, Paisley	(10) GUSTIN, Lauren
02/11/2021	at Pacific	W 65-52	0	(14) HARDING, Paisley	(13) GUSTIN, Lauren
				(14) GONZALES, Shaylee	
02/13/2021	at Saint Mary's (CA)	W 79-61	0	(28) HARDING, Paisley	(12) GUSTIN, Lauren
02/18/2021	Gonzaga	W 61-56	153	(16) GONZALES, Shaylee	(10) GUSTIN, Lauren
02/20/2021	Portland	W 75-68	127	(26) GONZALES, Shaylee	(16) GUSTIN, Lauren
02/25/2021	at Santa Clara	W 66-63	0	(20) GONZALES, Shaylee	(13) GUSTIN, Lauren
02/27/2021	at San Francisco	L 72-86	0	(25) GONZALES, Shaylee	(13) GUSTIN, Lauren
03/08/2021	vs San Francisco	W 85-55	0	(23) HARDING, Paisley	(10) GUSTIN, Lauren
03/09/2021	vs Gonzaga	L 42-43	0	(13) GONZALES, Shaylee	(13) GUSTIN, Lauren

**Attendance Summary**

	Games	Attend	Avg/Game
Home	9	1219	135
Away	10	679	68
Neutral	4	0	0
<b>Total</b>	<b>23</b>	<b>1898</b>	<b>83</b>



2020-21 BYU Women's Basketball  
Points-rebounds-assists  
All games

Opponent	Date	Score	1	2	3	4	5	10	11	12	13	14	15	
			STEVENSON,	GONZALES,S	VORWALLER,	MILLETT,DE	ALBIERO,MA	GRAHAM,TEG	SMILER,KAY	GUSTIN,LAU	HARDING,PA	UGWU,BABAL	PERRI,MALL	
vs LSU	11/27/2020	67-51	W	DNP	30-4-3	DNP	DNP	8-1-4	7-4-3	3-1-0	6-14-3	13-1-1	0-0-0	0-0-1
vs UW	11/28/2020	48-77	L	DNP	5-6-0	DNP	DNP	4-1-2	8-1-0	6-0-0	13-10-3	9-1-2	2-1-0	0-2-0
at USU	12/07/2020	87-66	W	DNP	27-4-3	DNP	2-0-0	7-6-2	7-1-3	0-2-2	21-17-3	14-4-3	2-2-0	5-3-0
MSU	12/10/2020	72-58	W	DNP	18-3-3	DNP	0-0-0	5-4-4	9-2-1	9-1-2	8-5-2	11-0-6	0-3-0	3-4-0
at SUU	12/18/2020	84-74	W	DNP	26-5-4	DNP	DNP	8-1-7	4-5-4	3-1-1	19-13-0	15-0-3	DNP	2-1-0
USF	12/28/2020	70-46	W	DNP	16-6-6	DNP	0-0-0	0-6-2	5-3-2	5-0-1	15-17-2	15-1-2	DNP	0-2-0
SCU	12/30/2020	76-50	W	DNP	20-8-3	DNP	0-0-0	7-4-10	8-1-2	3-0-2	12-11-1	8-1-3	DNP	5-4-0
at SD	01/04/2021	56-58	L	DNP	21-8-3	DNP	DNP	5-2-3	7-3-2	5-0-0	6-18-2	5-2-2	DNP	DNP
at LMU	01/07/2021	71-57	W	DNP	20-3-5	DNP	DNP	3-3-1	14-3-5	9-1-1	11-14-2	10-3-1	DNP	0-0-0
SMC	01/14/2021	80-63	W	0-0-0	19-6-6	2-0-0	0-0-0	5-1-5	6-2-0	DNP	12-16-3	20-2-5	DNP	6-1-0
UOP	01/26/2021	81-60	W	0-0-0	23-7-6	0-0-0	0-0-0	7-6-6	15-6-1	3-3-0	DNP	DNP	DNP	6-2-0
at Gonz	02/02/2021	56-63	L	DNP	12-3-3	DNP	DNP	7-2-4	9-4-0	3-2-1	4-10-1	17-2-3	DNP	0-0-0
PEP	02/04/2021	75-61	W	DNP	11-8-4	3-0-0	0-0-0	10-2-1	7-2-4	0-2-4	27-20-0	9-0-5	DNP	2-0-1
LMU	02/06/2021	69-50	W	DNP	8-8-6	DNP	DNP	9-3-1	13-4-1	4-1-2	6-6-3	14-2-3	DNP	4-5-2
at PEP	02/09/2021	57-43	W	DNP	16-7-3	DNP	DNP	3-4-4	8-4-2	0-3-2	8-10-1	20-5-5	DNP	DNP
at UOP	02/11/2021	65-52	W	DNP	14-4-4	DNP	DNP	9-6-3	5-5-2	0-0-4	10-13-1	14-3-2	DNP	4-1-1
at SMC	02/13/2021	79-61	W	DNP	16-4-3	DNP	DNP	2-5-4	7-3-1	0-2-0	16-12-2	28-3-0	DNP	0-1-1
Gonz	02/18/2021	61-56	W	DNP	16-3-7	DNP	DNP	6-2-2	5-1-2	2-2-0	10-10-2	12-2-2	DNP	0-0-0
UP	02/20/2021	75-68	W	DNP	26-1-3	DNP	DNP	2-1-3	8-4-5	2-0-0	17-16-5	18-4-6	DNP	0-0-0
at SCU	02/25/2021	66-63	W	DNP	20-3-1	DNP	DNP	0-1-1	11-1-3	3-0-1	14-13-3	12-5-10	DNP	0-0-0
at USF	02/27/2021	72-86	L	DNP	25-8-2	DNP	DNP	14-2-0	2-2-1	3-1-1	1-13-0	17-3-5	DNP	0-0-1
vs USF	03/08/2021	85-55	W	2-0-0	10-6-7	0-0-0	0-0-0	2-3-2	14-1-1	5-0-0	10-10-4	23-7-2	DNP	1-0-0
vs Gonz	03/09/2021	42-43	L	DNP	13-3-1	DNP	DNP	0-2-2	7-3-0	0-1-0	8-13-1	12-5-3	DNP	DNP



2020-21 BYU Women's Basketball  
Points-rebounds-assists  
All games

Opponent	Date	Score	21	22	32	34	42	
			WHITE,TAHL	HAMSON,SAR	GLANTZ,SIG	BECKMAN,KY	BELLES-LEE	
vs LSU	11/27/2020	67-51	W	0-0-0	0-3-1	DNP	DNP	DNP
vs UW	11/28/2020	48-77	L	1-2-1	0-1-0	DNP	0-1-0	DNP
at USU	12/07/2020	87-66	W	0-0-0	2-1-0	DNP	0-1-0	DNP
MSU	12/10/2020	72-58	W	2-1-1	4-7-1	DNP	3-1-0	DNP
at SUU	12/18/2020	84-74	W	5-0-0	2-1-0	DNP	DNP	DNP
USF	12/28/2020	70-46	W	1-0-0	9-4-2	DNP	4-5-0	DNP
SCU	12/30/2020	76-50	W	1-2-0	12-8-0	DNP	0-2-0	DNP
at SD	01/04/2021	56-58	L	DNP	7-6-1	DNP	DNP	DNP
at LMU	01/07/2021	71-57	W	0-1-0	2-2-1	DNP	2-1-0	DNP
SMC	01/14/2021	80-63	W	2-2-2	8-3-0	DNP	0-0-0	DNP
UOP	01/26/2021	81-60	W	8-2-0	12-9-0	0-1-1	0-4-2	DNP
at Gonz	02/02/2021	56-63	L	0-0-0	4-2-0	DNP	0-0-0	DNP
PEP	02/04/2021	75-61	W	6-1-1	0-1-0	0-0-1	0-0-0	0-1-0
LMU	02/06/2021	69-50	W	0-2-0	9-5-1	0-0-1	0-3-0	2-1-0
at PEP	02/09/2021	57-43	W	DNP	2-5-1	DNP	DNP	DNP
at UOP	02/11/2021	65-52	W	3-0-0	6-7-1	DNP	0-0-0	DNP
at SMC	02/13/2021	79-61	W	0-0-0	8-3-0	0-1-0	0-2-0	2-0-0
Gonz	02/18/2021	61-56	W	0-0-0	10-5-0	DNP	DNP	0-0-0
UP	02/20/2021	75-68	W	DNP	2-4-1	DNP	DNP	DNP
at SCU	02/25/2021	66-63	W	DNP	6-6-1	DNP	DNP	DNP
at USF	02/27/2021	72-86	L	0-0-0	8-1-0	DNP	2-0-0	0-1-0
vs USF	03/08/2021	85-55	W	3-1-1	8-5-2	0-0-0	1-0-0	6-2-0
vs Gonz	03/09/2021	42-43	L	DNP	2-1-1	DNP	DNP	0-0-1



## 2020-21 RADIO/TV ROSTER



**MEGAN  
STEVENSON**  
FRESHMAN, 6-0 FORWARD



**SHAYLEE  
GONZALES**  
SOPHOMORE, 5-10 GUARD



**KATE  
VORWALLER**  
FRESHMAN, 5-9 GUARD



**DEVRY  
MILLETT**  
SOPHOMORE, 5-10 GUARD



**MARIA  
ALBIRO**  
SENIOR, 5-8 GUARD



**TEGAN  
GRAHAM**  
SENIOR, 6-0 GUARD



**KAYLEE  
SMILER**  
SOPHOMORE, 5-8 GUARD



**LAUREN  
GUSTIN**  
SOPHOMORE, 6-1 FORWARD



**PAISLEY  
JOHNSON HARDING**  
SENIOR, 5-9 GUARD



**MALLI  
PERRI**  
JUNIOR, 6-5 FORWARD




**TAHLIA  
WHITE**  
FRESHMAN, 6-0 FORWARD



**SARA  
HAMSON**  
SENIOR, 6-7 CENTER



**SIGNE  
GLANTZ**  
JUNIOR, 6-1 FORWARD



**KYRA  
BECKMAN**  
FRESHMAN, 6-2 FORWARD



**KAYLA  
BELLES-LEE**  
JUNIOR, 6-3 FORWARD