



ORAL ROBERTS

GOLDEN EAGLES

2019-20 #ORUMBB Game Notes - 1

7777 South Lewis Ave. • Tulsa, OK 74171 • Phone: 918-495-7153 • Tickets: 918-495-6000 • [@ORUMBB](#) / [#ORUMBB](#) / [@scottslarks19](#)

Location	Tulsa, Okla.	Enrollment	4,163 (Fall 2019)	Athletic Communications Contact	Scott Slarks
Nickname	Golden Eagles	President	Dr. William Wilson	Slarks' Email	sslarks@oru.edu
Colors	Navy Blue and Vegas Gold	Athletics Director	Mike Carter	Twitter Info	@ORUMBB / #ORUMBB / @scottslarks19

2019-20 SCHEDULE/RESULTS		
DATE	OPPONENT	TIME (CT)
Nov. 6	at Oklahoma State	L, 75-80
Nov. 8	Houston Baptist #	W, 95-81
Nov. 12	at Tulsa	L, 67-74
Nov. 15	at Iowa	L, 74-87
Nov. 19	Rogers State	W, 73-60
Nov. 23	at Wichita State	L, 59-68
Nov. 25	Southwestern Christian	W, 99-45
Dec. 3	at Creighton	L, 60-72
Dec. 8	Haskell	W, 95-55
Dec. 14	Central Oklahoma	W, 69-57
Dec. 17	at Chicago State	W, 97-59
Dec. 21	Missouri State	W, 82-72
Dec. 28	at BYU	8 p.m.
Jan. 2	at South Dakota State *	8:15 p.m.
Jan. 4	at Omaha *	7 p.m.
Jan. 9	North Dakota State *	7 p.m.
Jan. 11	North Dakota *	7 p.m.
Jan. 16	at Western Illinois *	7 p.m.
Jan. 18	at Purdue Fort Wayne *	12 p.m.
Jan. 25	at South Dakota *	3:30 p.m.
Jan. 29	South Dakota State *	7 p.m.
Feb. 1	Denver * %	7 p.m.
Feb. 6	at North Dakota *	7 p.m.
Feb. 8	at North Dakota State *	1 p.m.
Feb. 12	Omaha *	7 p.m.
Feb. 15	South Dakota *	7 p.m.
Feb. 20	at Denver *	8 p.m.
Feb. 27	Western Illinois *	7:30 p.m.
Feb. 29	Purdue Fort Wayne *	7 p.m.
Mar. 7-10	Summit League Tournament	TBA

- Homecoming
 * - Summit League Game % - Hall of Fame Weekend
 Home Games in Bold
 Times listed are Central and subject to change



ORAL ROBERTS GOLDEN EAGLES

Record	7-5 (0-0 Summit League)	Head Coach	Paul Mills
Streak	4 W	Record at ORU	29-47 (3rd Season)
Ranking (AP/Coaches)	-- / --	Career Record	Same
Ranking (Mid-Major)	--	Department Twitter	@ORUathletics
NCAA NET Rank	109	MBB Twitter	@ORUMBB

December 28, 2019 | 8 P.M. (CT) | Provo, Utah | Marriott Center



BYU COUGARS

Record	10-4 (0-0 WCC)	Head Coach	Mark Pope
Streak	4 W	Record at BYU	10-4 (1st Season)
Ranking (AP/Coaches)	-- / --	Career Record	87-60 (5th Season)
Ranking (Mid-Major)	#11	Department Twitter	@BYUCougars
NCAA NET Rank	31	MBB Twitter	@BYUBasketball

SCOUTING THE OPPONENT

• The Golden Eagles and Cougars face off for the second-straight season in Provo, Utah, and seventh time in program history. BYU has claimed all six prior meetings after an 85-65 win last November.

• BYU plays its final game of 2019 on a four-game win streak and three of the victories have been by at least 30 points following a 91-61 decision against Weber State last Saturday.

• Yoeli Childs has been dominant since returning from an injury averaging a double-double with 20.8 points and 10.4 rebounds in five starts this season.

QUICK HITS

• ORU out-scored Missouri State by a 51-34 margin in the second half to rally for a 10-point win last Saturday for its first four-game win streak since Nov. 20-28, 2015. Max Abmas led all scorers with 22 points as four of five starters reached double-figure scoring.

• Redshirt senior Emmanuel Nzekwesi leads the Golden Eagles in scoring and rebounding with 16.1 ppg and 8.7 rpg, while Max Abmas (13.9), Deondre Burns (13.8) and Kevin Obanor (11.3) also average double-digit points per game.

• Following a +13 effort on the glass versus the Bears, ORU moved to ninth in the NCAA averaging 14.2 offensive rebounds per game and 10th totaling 42.4 rebounds per game.

• Elijah Lufile (4.2) and Kevin Obanor (3.5) both rank in the nation's top 50 in offensive rebounds per game at seventh and 33rd, respectively, as the top two in the conference.

ORU	BYU
> 78.8 PPG	77.8
67.5 Opp. PPG	< 66.6
.420 FG %	< .495
> .407 FG % Def.	.435
.306 3FG %	< .411
> .727 FT%	.699
> 42.4 RPG	33.9
> +7.4 +/- Reb.	+0.5
12.7 APG	< 17.2
> 12.3 TPG	12.4
> 6.8 SPG	5.1
> 2.3 BPG	1.8

ORAL ROBERTS PROBABLE STARTERS



#	NAME	POS.	HT.	YR.	HOMETOWN
3	Max Abmas	G	6-1	Fr.	Rockwall, Texas
Shooting 56 percent from long range last two games (9-of-16)					
10	Sam Kearns	G	6-1	Sr.	San Antonio, Texas
Has at least one steal in nine of 12 games played this year					
23	Emmanuel Nzekwesi	F	6-8	RSr.	Trophy Club, Texas
Averaged double-double in two games last week (17 pts, 10 reb)					
2	Deondre Burns	G	6-3	Sr.	Yazoo City, Miss.
Reached double digits for the eighth time scoring 19 Saturday					
0	Kevin Obanor	F	6-8	RSo.	Houston, Texas
Tallied a season-high 12 reb. vs. MSU for third double-double					

OFF THE BENCH

1	Elijah Lufile	F	6-8	RSo.	Milton, Ontario
5	D'Mauria Jones	G	6-3	RJr.	Los Angeles, Calif.
11	Carlos Jürgens	G	6-5	So.	Tartu, Estonia
12	R.J. Fuqua	G	5-11	RSo.	Tulsa, Okla.
13	Aidan Saunders	G	6-4	Sr.	Lithonia, Ga.
14	DeShang Weaver	F	6-8	So.	Houston, Texas
21	Ty Lazenby	G	6-5	Sr.	Glencoe, Okla.
22	Francis Laciš	F	6-7	So.	Riga, Latvia

TEAM INFORMATION

Scan the QR code for additional information on the ORU MBB team



ORU ONLINE

ORUathletics.com
 Stay logged on to ORUathletics.com for stats, game recaps and more



ORU SPORTS NETWORK ON ESPN+

Six of ORU's home games, and at least 13 games this season will be broadcast on the ESPN family of networks.



@ORUMBB / #ORUMBB



MEDIA INFORMATION

There are a number of ways to keep up with the Oral Roberts men's basketball team. All regular season games can be heard on the radio on "The Franchise" at 107.9 FM and 1270 AM. Free audio will also be available on www.ORUathletics.com. Select home games will be broadcast live on ESPN+ and are also available on the go through the ESPN app, while the others will be broadcast for FREE at ORUathletics.com. Finally, updates can be found on Twitter by following @ORUathletics and @ORUMBB or the hashtag #ORUMBB.

INTERVIEW PROCEDURES

During the week: Head Coach Paul Mills and players will be available for interviews up to 30 minutes prior to practice each day with advance notice. Contact the ORU Athletic Communications Department to arrange interviews and verify practice times.

After the game: Players and coaches will be available in the media room after a 10-minute, cool-down period. For specific interview requests, please contact a member of the ORU Athletic Communications staff. At home games, members of the opposing team will **NOT** be taken to the media room unless otherwise specified. All requests for opposing coaches and players should go through the visiting SID.

QUICK FACTS (PRIOR TO THE 2019-20 SEASON)

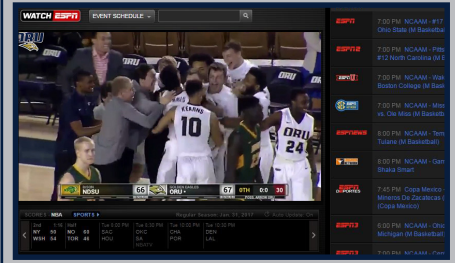
- FIRST YEAR OF BASKETBALL:** 1965-66
- OVERALL ALL-TIME RECORD:** 929-683 (.576) (54 years)
- NCAA TOURNAMENT APPEARANCES (REC):** 5 (2-5)
- LAST NCAA TOURNAMENT:**
2008 First Round (L, 82-63 vs. Pittsburgh)
- 2018-19 RECORD:** 11-21 (7-6 H; 3-13 A; 1-2 N)
- 2018-19 SUMMIT LEAGUE RECORD/FINISH:** 7-9/T-5th
- 2018-19 POST-SEASON:** N/A
- FINAL RANKING LAST YEAR:** N/A
- STARTERS RETURNING/LOST:** 4/1
- LETTERMEN RETURNING/LOST:** 5/6
- RETURNING REDSHIRTS:** 2
- NEWCOMERS:** 4

ORU ATHLETIC COMMUNICATIONS

- ASSISTANT A.D.-COMMUNICATIONS/MBB:** Scott Slarks
- SLARKS' PHONE:** 918-495-6646
- EMAIL:** sslarks@oru.edu
- DIR.-ATHLETIC COMMUNICATIONS:** Jarrett Hardwick
- HARDWICK'S PHONE:** 918-495-7094
- EMAIL:** jhardwick@oru.edu
- ASST. DIR.-ATHLETIC COMMUNICATIONS:** Tyler Pounds
- POUNDS' PHONE:** 918-495-7181
- EMAIL:** tpounds@oru.edu
- VOICE OF THE GOLDEN EAGLES:** Adam Hildebrandt
- MEDIA RELATIONS FAX:** 918-495-7142
- WEBSITE:** ORUathletics.com
- MAILING ADDRESS:** 7777 S. Lewis Ave.
Tulsa, OK 74171

FULL ORU MEN'S BASKETBALL TELEVISION/STREAMING SCHEDULE

Nov. 6	at Oklahoma State (ESPN+)	Feb. 15	South Dakota (KGEB/ESPN+)
Nov. 12	at Tulsa (ESPN3)	Feb. 20	at Denver (Altitude)
Nov. 15	at Iowa (BTN+)	Feb. 27	Western Illinois (KGEB/ESPN+)
Nov. 23	at Wichita State (Cox Yurview)	Feb. 29	Purdue Fort Wayne (KGEB/ESPN+)
Dec. 3	at Creighton (FS1)	Mar. 7/9	Summit League Quarterfinals (MidcoSN/ESPN+)
Dec. 28	at BYU (BYUTV)	Mar. 11	Summit League Semifinals (MidcoSN/ESPN+)
Jan. 2	at South Dakota State (MidcoSN2)		
Jan. 9	North Dakota State (KGEB/ESPN+)		
Jan. 11	North Dakota (KGEB/ESPN+)		
Jan. 16	at Western Illinois (ESPN3)		
Jan. 25	at South Dakota (MidcoSN2)		
Jan. 29	South Dakota State (KGEB/ESPN+)		
Feb. 6	at North Dakota (MidcoSN)		
Feb. 8	at North Dakota State (MidcoSN2)		
Feb. 12	Omaha (KGEB/ESPN+)		



STATISTICAL TRENDS, WINS AND LOSSES (2019-20)

WINS (7 GMS)		LOSSES (5 GMS)	
87.1	Scoring Average	67.0	
61.3	Opp. Scoring Average	76.2	
.464	FG Percent	.360	
.378	FG Percent Defense	.446	
.348	3FG Percent	.246	
.723	FT Percent	.736	
44.6	Rebounding Margin	-2.6	
14.0	Assists/Game	10.8	
12.0	Turnovers/Game	12.6	
6.9	Steals/Game	6.8	
3.0	Blocks/Game	1.4	

SUMMIT LEAGUE STANDINGS (BASED ON PRESEASON POLL)

TEAM	CURRENT	2018-19	2018-19
	NET RANK	OVERALL	CONFERENCE
North Dakota St.	171	19-16	9-7
South Dakota	141	13-17	7-9
Oral Roberts	109	11-21	7-9
Omaha	176	21-11	13-3
South Dakota St.	193	24-9	14-2
Purdue Fort Wayne	271	18-15	9-7
Western Illinois	300	10-21	4-12
North Dakota	212	12-18	6-10
Denver	309	8-22	3-13



Last Time Out

The Basics

Score: Missouri State 72 - Oral Roberts 82
Record: MSU (6-7) - ORU (7-5)
Location: Tulsa, Okla. (Mabee Center)

TULSA, Okla. - A dominant, second-half effort led the Oral Roberts men's basketball team to an 82-72 victory over Missouri State at the Mabee Center Saturday afternoon.

Four players scored in double figures for a depleted Golden Eagles roster and turned a four-point halftime deficit into their fourth-straight win out-scoring the Bears, 51-37, in the second half. Kevin Obanor and Emmanuel Nzekwesi each finished with a double-double helping the home side to a 41-28 advantage in total rebounds against a team 18th in the NCAA in rebounding margin at +8.5.

After the Bears hit a 3-pointer to open the scoring, the Golden Eagles responded with the game's next six points as the two teams went back-and-forth trading the lead four times in the opening frame. MSU led by as many as six points, 16-10, while ORU held a 28-24 edge in the final five minutes. The Bears closed the half on an 11-3 run taking a 35-31 advantage into intermission.

ORU quickly erased the four-point deficit thanks to the hot touch of Max Abmas from long range as the freshman scored 11-straight points for the Golden Eagles during an 11-3 run that turned the momentum. Abmas connected on a 3-pointer closing the MSU margin to one, 40-39, and hit his next three shots giving ORU a 47-43 lead as the team hit 6-of-8 shots in the stanza's first four minutes.

MSU recovered to score the next six points before Obanor converted an old-fashioned, 3-point play putting the Golden Eagles in front, 50-49, and the squad did not allow the visitors any breathing room the rest of the way. A 12-3 run spanning nearly six minutes pushed ORU in front by double figures, 68-58, sealing the squad's perfect non-conference record inside the Mabee Center.

Turning Point

Missouri State was able to cut the ORU lead down to one, 56-55, with 10:41 remaining in regulation keeping within striking distance on the road. The Golden Eagles took control over the next six minutes limiting the Bears to three points on 1-of-9 shooting opening a 10-point cushion that was too much for the visitors to overcome.

Individual Leaders

Oral Roberts: Obanor tallied his third double-double of the campaign as the redshirt sophomore was a force inside the paint. He posted 19 points, including a 10-of-13 performance at the free throw line by drawing nine fouls. He completed the double-double registering a game-high 12 rebounds, five of which were on the offensive end of the floor.

Missouri State: Lamont West scored a team-high 14 points leading five Bears in double-figure scoring as he shot 4-of-9 from 3-point range.

Inside the Box Score

- Abmas led the Golden Eagles with 22 points, 20 of which came in the final 20 minutes, as he knocked down 7-of-8 shots in the second half. It was the third time this year the freshman has scored at least 20 points in a contest.
 - Nzekwesi posted his second-straight double-double and third of the season totaling 12 points and 11 rebounds. The redshirt senior recorded 10 of his rebounds in the second half

Official Basketball Box Score - Final															Game Time: 7:00 PM		
Missouri St. at Oral Roberts															Game Duration: 1:55		
12/21/19 Mabee Center, Tulsa, Okla.															Attendance: 2,160		
2019-20 Men's Basketball															Officials: Luke Chittum, Frank Spencer, Tucson Grigg		
Missouri St. - 72															Record: 6-7		
NO.	Name	Min	FG	3P	FT	Rebounds	Fouls	TP	AS	TO	ST	Blocks	BS	BA	+/-	Shooting By Period	
15	Lamont West	F 21:34	5-10	4-9	0-0	0 2 2	2 0	14	0	1	0	0	0	-18	1st FG%	14-29	48.3%
30	Tullio Da Silva	F 28:07	6-9	0-1	0-0	2 0 2	2 1	12	1	2	1	0	0	-4	3PT%	5-13	38.5%
00	Tyrrik Dixon	G 36:33	2-7	0-5	4-5	1 4 5	2 5	8	3	2	3	0	0	-8	FT%	2-2	100%
1	Keandre Cook	G 29:10	1-8	0-2	0-0	0 3 3	3 1	2	2	0	0	0	0	-4	2nd FG%	14-36	38.9%
4	Ja'Monta Black	G 14:21	0-0	0-0	0-0	0 0 0	0 1	0	2	0	0	0	0	-13	3PT%	3-11	27.3%
11	Isiah Mosley	19:05	4-6	2-3	2-2	0 3 3	4 2	12	1	1	2	0	0	-6	FT%	6-8	75%
44	Gaige Prim	21:51	5-16	0-0	2-3	2 3 5	3 4	12	3	1	0	0	1	-2	GM FG%	28-65	43.1%
33	Josh Hall	19:42	4-8	2-4	0-0	2 4 6	3 0	10	1	1	0	0	1	5	3PT%	8-24	33.3%
23	Kabir Mohammed	06:10	1-1	0-0	0-0	0 1 1	2 0	2	0	0	0	0	0	2	FT%	8-10	80.0%
24	Ford Cooper Jr	03:27	0-0	0-0	0-0	0 0 0	1 0	0	0	0	0	0	0	-2	Dead Ball Rebounds: 2.0		
Team						0 1 1		0	0								
Totals			28-65	8-24	8-10	7 21 28	22 14	72	13	10	6	0	2	-10			
															Technical Fouls: NONE		
Oral Roberts - 82															Record: 7-5		
NO.	Name	Min	FG	3P	FT	Rebounds	Fouls	TP	AS	TO	ST	Blocks	BS	BA	+/-	Shooting By Period	
00	Kevin Obanor	F 31:11	4-9	1-2	10-13	5 7 12	5 9	19	3	1	1	2	0	17	1st FG%	10-29	34.5%
23	Emmanuel Nzekwesi	F 31:39	6-12	0-1	0-0	2 9 11	1 3	12	1	0	0	0	0	-1	3PT%	1-7	14.3%
2	Deondre Burns	G 37:20	7-15	0-1	5-5	0 2 2	1 4	19	4	2	1	0	0	10	FT%	17-22	83.3%
3	Max Abmas	G 34:32	7-12	4-7	4-4	1 2 3	1 3	22	0	1	0	0	0	16	2nd FG%	17-29	58.6%
10	Sam Kearns	G 34:11	2-8	1-6	2-2	0 3 3	1 2	7	1	3	1	0	0	16	3PT%	5-10	50.0%
1	Elijah Lufie	16:09	1-1	0-0	1-2	2 4 6	4 1	3	0	1	0	0	0	5	FT%	12-14	85.7%
13	Aidan Saunders	14:58	0-1	0-0	0-0	0 1 1	1 0	0	0	3	0	0	0	-13	GM FG%	27-58	46.6%
Team						1 2 3		0	0						3PT%	6-17	35.3%
Totals			27-58	6-17	22-26	11 30 41	14 22	82	9	11	3	2	0	10	FT%	22-26	84.6%
															Technical Fouls: NONE		
		MSU	ORU	Points from		MSU	ORU	Period by Period Scoring									
Biggest lead		6 (1st 11:58)	12 (2nd 0:36)	Turnovers		13	8	1st		35	37	72					
Best Scoring Run		6 (1st 13:24)	8 (2nd 16:30)	Paint		34	34	2nd									
Lead Changes		7		Second Chance		6	13	TOT									
Times Tied		5		Fast Breaks		6	10										
Time with Lead		14:55	23:30	Bench		36	3										

alone. He also moved into the top 20 of ORU's career scoring list and is 19th with 1,197 points.

- Obanor grabbed a season-high 12 rebounds to go with his 19 points for his third double-double this season and 10th of his career for the navy and gold.

- Deondre Burns was a catalyst for the offense totaling 19 points of 7-of-15 shooting and was perfect at the foul line making all five free throws. The senior led ORU with four assists, while playing 37:20 of the 40-minute game.

- The Golden Eagles made at least 20 free throws for third-consecutive outing finishing 22-of-26 at the free throw line for a season-high 85 percent.

News and Notes

- ORU won for the fourth-straight time at home against Missouri State and evened its record in the all-time series at 9-9.

- Saturday was the first time ORU had two players register a double-double in the same game since a road test at Western Illinois Feb. 23, 2019. That night it was the same duo of Obanor and Nzekwesi to reach the feat.

- The Golden Eagles have not dropped a home game since February 2, 2019, having won eight in a row dating back to last season, including a perfect 6-0 mark during the 2019-20 campaign.

- ORU guaranteed itself a winning record during non-conference play for the first time under the guidance of Head Coach Paul Mills.

HOME SWEET HOME

Since the start of the 2004-05 season, ORU is 147-46 (.762) at home and an amazing 99-27 (.786) in conference play in that time. During that stretch, the Golden Eagles have at least 10 wins in eight of the 12 years, including a 15-0 regular season mark in 2011-12.




OPPONENT	TIME LEADING	TIME TRAILING
Houston Baptist	38:10	0:00
Rogers St.	34:53	2:20
Southwestern Christian	39:52	0:00
Haskell	36:00	3:19
Central Oklahoma	39:13	0:00
Missouri St.	23:30	14:55
North Dakota St.		
North Dakota		
South Dakota St.		
Denver		
Omaha		
South Dakota		
Western Illinois		
Purdue Fort Wayne		

TAKING ON THE BEST

ORU will play seven games against five different opponents who competed in the 2018 postseason. Included in that number are; two NCAA teams and three NIT teams.

ORU vs. 2019 POSTSEASON TEAMS			
TEAM	2019 TOURN.	DATE	TIME/RESULT
at Iowa	NCAA	11/15	7 p.m.
at Wichita State	NIT	11/23	2 p.m.
at Creighton	NIT	12/3	7:30 p.m.
at South Dakota State	NIT	1/2	8:15 p.m.
North Dakota State	NCAA	1/9	7 p.m.
South Dakota State	NIT	1/29	7 p.m.
at North Dakota State	NCAA	2/8	1 p.m.



BALANCED ATTACK

GAME	LEADING SCORER	2ND SCORER
at Oklahoma St.	21-Deondre Burns	16-Emmanuel Nzekwesi
Houston Baptist	21-Deondre Burns	20-Max Abmas
at Tulsa	13-Kevin Obanor	12-Max Abmas
at Iowa	25-Max Abmas	14-Emmanuel Nzekwesi
Rogers St.	31-Kevin Obanor	11-Max Abmas
at Wichita St.	14-Deondre Burns	13-Obanor/Lufile
Southwestern Christian	18-Max Abmas	17-Deondre Burns
at Creighton	21-Emmanuel Nzekwesi	10-Deondre Burns
Haskell	17-Max Abmas	16-Deondre Burns
Central Oklahoma	22-Deondre Burns	11-Sam Kearns
at Chicago St.	22-Emmanuel Nzekwesi	19-Max Abmas
Missouri St.	22-Max Abmas	19-Obanor/Burns
at BYU		
at South Dakota St.		
at Omaha		
North Dakota St.		
North Dakota		
at Western Illinois		
at Purdue Fort Wayne		
at South Dakota		
South Dakota St.		
Denver		
at North Dakota		
at North Dakota St.		
Omaha		
South Dakota		
at Denver		
Western Illinois		
Purdue Fort Wayne		
Summit League Tournament		

COACHING STAFF

PAUL MILLS
Texas A&M / 1996
29-47 / Third Season



> AT ORU

In his first two seasons at ORU, the Golden Eagles earned six postseason honors from The Summit League; Newcomer of the Year (Ruder & Obanor), Sixth Man of the Year (Owens & Obanor), Second Team All-Summit League (Nzekwesi & Obanor), Honorable Mention All-Summit League (Nzekwesi) and All-Newcomer (Kearns & Obanor).

> VETERAN COACH

Although ORU is Mills' first NCAA head coaching job, Mills has been in the Division I ranks since 2002 when he joined Rice as the director of operations. Before coming to ORU, Mills served on the staff of Scott Drew at Baylor for 14 years.

> POSTSEASON EXPERIENCE

Mills and the Baylor Bears made nine postseason appearances during his 14 years on staff, including seven NCAA Tournaments. Baylor made the Elite Eight twice and made two additional appearances in the Sweet 16. The Bears were the 2008-09 NIT runner-up and the 2012-13 NIT champions.

SOLOMON BOZEMAN
Little Rock/2011
Assistant Coach
Second Season



RUSSELL SPRINGMANN
Salisbury State/1990
Assistant Coach
Second Season



SAM PATTERSON
Baylor/2008
Assistant Coach
Third Season



STEVE UPSHAW
Northeastern State/1992
Director of Operations
18th Season



IAIN LAYMON
Indiana/2017
GA/Video Coordinator
Third Season



SITUATIONAL RECORDS	
ORU'S RECORD WHEN...	
Leading at Halftime	6-0
Trailing at Halftime	1-5
Tied at Halftime	0-0
More Field Goals than opp.	4-1
Fewer Field Goals than opp.	2-4
More 3-pointers than opp.	4-1
Fewer 3-pointers than opp.	2-3
More Free Throws Made than opp.	7-1
Fewer Free Throws Made than opp.	0-3
More Free Throw Attempts than opp.	7-2
Fewer Free Throw Attempts than opp.	0-3
More Rebounds than opp.	6-1
Fewer Rebounds than opp.	1-3
More Assists than opp.	6-0
Fewer Assists than opp.	1-4
More Steals than opp.	4-3
Fewer Steals than opp.	3-2
More Turnovers than opp.	2-2
Fewer Turnovers than opp.	5-3
More Blocked Shots than opp.	3-0
Fewer Blocked Shots than opp.	1-5
Home	6-0
Away	1-5
Neutral	0-0
Overtime	0-0
Leading with 3:00 to play	7-0
GAMES DECIDED BY ...	
1-5 Points	0-1
6-10 Points	1-2
11-19	3-2
20+ points	3-0

ORU BENCH PRODUCTION			
GAME	ORU-OPP	DIFF	TOP BENCH
			SCORER
at Oklahoma St.	13-16	-3	Kearns-6
Houston Baptist	22-24	-2	Kearns-11
at Tulsa	24-8	+16	Lufile-10
at Iowa	13-16	-3	Kearns/Lazenby-5
Rogers St.	20-11	+9	Lufile-10
at Wichita St.	15-37	-22	Obanor-13
Southwestern Christian	40-18	+22	Saunders-13
at Creighton	30-13	+17	Nzekwesi-21
Haskell	23-9	+14	Saunders-15
Central Oklahoma	16-16	0	Lazenby-6
at Chicago St.	49-8	+41	Nzekwesi-22
Missouri St.	3-36	-33	Lufile-3
at BYU			
at South Dakota St.			
at Omaha			
North Dakota St.			
North Dakota			
at Western Illinois			
at Purdue Fort Wayne			
at South Dakota			
South Dakota St.			
Denver			
at North Dakota			
at North Dakota St.			
Omaha			
South Dakota			
at Denver			
Western Illinois			
Purdue Fort Wayne			
Summit League Tournament			

LEADS, DEFICITS AND MARGINS				
GAME	LARGEST +	LARGEST -	FINAL	BIGGEST
			MARGIN	ORU RUN
at Oklahoma St.	0	16	-5	7
Houston Baptist	20	0	+14	8
at Tulsa	4	10	-7	5
at Iowa	3	21	-13	7
Rogers St.	16	4	+13	10
at Wichita St.	2	15	-9	6
Southwestern Christian	54	0	+54	17
at Creighton	2	22	-12	8
Haskell	40	4	+40	10
Central Oklahoma	18	0	+12	11
at Chicago St.	42	2	+38	13
Missouri St.	12	6	+10	8
at BYU				
at South Dakota St.				
at Omaha				
North Dakota St.				
North Dakota				
at Western Illinois				
at Purdue Fort Wayne				
at South Dakota				
South Dakota St.				
Denver				
at North Dakota				
at North Dakota St.				
Omaha				
South Dakota				
at Denver				
Western Illinois				
Purdue Fort Wayne				
Summit League Tournament				

SUMMIT LEAGUE PLAYER OF THE WEEK

Week 1 (Nov. 11) Douglas Wilson, South Dakota State	Week 7 (Dec. 23) Marlon Stewart, North Dakota	Week 13 (Feb. 3)
Week 2 (Nov. 18) Tyler Hagedorn, South Dakota	Week 8 (Dec. 30)	Week 14 (Feb. 10)
Week 3 (Nov. 25) J.T. Gibson, Omaha	Week 9 (Jan. 6)	Week 15 (Feb. 17)
Week 4 (Dec. 2) Jarred Godfrey, Purdue Fort Wayne	Week 10 (Jan. 13)	Week 16 (Feb. 24)
Week 5 (Dec. 9) Rocky Kreuser, North Dakota State	Week 11 (Jan. 20)	
Week 6 (Dec. 16) Vinnie Shahid, North Dakota State	Week 12 (Jan. 21)	



COLLEGEINSIDER.COM MID-MAJOR POLL (DECEMBER 23, 2019)

TEAM (1ST PLACE VOTES)	RECORD	PTS	PREV.	CONFERENCE
1. Gonzaga (30)	13-1	772	1	West Coast
2. Liberty (1)	14-0	742	2	ASUN
3. Northern Iowa	11-1	690	3	Missouri Valley
4. Saint Mary's	12-2	688	4	West Coast
5. ETSU	11-2	653	5	Southern
6. Yale	10-3	541	11	Ivy League
7. UNCG	10-3	521	12	Southern
8. Stephen F. Austin	10-2	501	9	Southland
9. Furman	11-3	495	10	Southern
10. Kent State	10-2	463	8	Mid-American
11. BYU	10-4	452	16	West Coast
12. Belmont	8-4	409	7	Ohio Valley
13. Wright State	10-3	404	17	Horizon
14. Harvard	8-4	392	18	Ivy League
15. Santa Clara	12-2	364	21	West Coast
16. Vermont	8-5	246	14	America East
17. Delaware	10-3	227	15	Colonial
18. Bowling Green	8-4	223	6	Mid-American
19. Toledo	8-4	210	13	Mid-American
20. Colgate	9-4	138	23	Patriot
21. San Francisco	10-3	119	20	West Coast
22. Penn	6-4	109	25	Ivy League
23. Buffalo	8-4	92	24	Mid-American
24. Pacific	12-3	77	NR	West Coast
25. Evansville	9-4	71	19	Missouri Valley

NOTABLE WINNING STREAKS			
WINS	SEASONS	DATES	COACH
22	1971-72	12/20-3/18	Trickey
17*	1989-90	12/16-2/17	Trickey
15*	1990-91	1/17-3/4	Trickey
14	1969-70	12/6-1/22	Trickey
14	1995-96/1996-97	2/6-11/30	Self
13	2011-12	12/18-2/2	Sutton
13	1970-71/1971-72	1/22-12/9	Trickey
12	1972-73	12/20-1/29	Trickey
11	1975-76	1/19-3/1	Hale
11	2007-08	1/5-2/14	Sutton
10	2010-11	2/3-3/7	Sutton
10	1995-96	2/6-3/4	Self

*-Accomplished at the NAIA level



OTHERS RECEIVING VOTES

Drake 57, Sacramento State 52, Arkansas State 43, NKU 35, New Mexico State 34, UCSB 27, Wofford 21, Southern Utah 20, Hawaii 19, Western Carolina 18, Akron 17, William & Mary 16, Eastern Michigan 12, Loyola Chicago 12, Georgia State 11, Eastern Washington 10, Ball State 9, Indiana State 9, Murray State 5, North Dakota State 5, Rider 5, Bradley 4, Bryant 4, South Dakota 3, Hofstra 2, Sam Houston State 2, Appalachian State 1, Cal Baptist 1, Georgia Southern 1, Saint Francis PA 1, UMKC 1.

RECORD BY UNIFORM				
JERSEY	HOME	AWAY	NEUTRAL	TOTAL
Blue	0-0	1-5	0-0	1-5
Gold	1-0	0-0	0-0	1-0
White	4-0	0-0	0-0	4-0
Turquoise (Nike N7)	1-0	0-0	0-0	1-0

ORU RECORD BY STARTING LINEUP

GUARD	GUARD	GUARD	FORWARD	FORWARD/CENTER	RECORD
Fuqua	Abmas	Burns	Nzekwesi	Obanor	1-3
Fuqua	Abmas	Burns	Lacis	Obanor	1-0
Kearns	Abmas	Burns	Lacis	Lufile	1-2
Kearns	Abmas	Burns	Obanor	Lufile	3-0
Kearns	Abmas	Burns	Nzekwesi	Obanor	1-0

GAME-BY-GAME STARTING LINEUP

*- First start of ORU career

OPPONENT	G	G	G	F	F/C
at Oklahoma State	Fuqua	Abmas*	Burns*	Nzekwesi	Obanor
Houston Baptist	Fuqua	Abmas	Burns	Nzekwesi	Obanor
at Tulsa	Fuqua	Abmas	Burns	Nzekwesi	Obanor
at Iowa	Fuqua	Abmas	Burns	Nzekwesi	Obanor
Rogers State	Fuqua	Abmas	Burns	Lacis	Obanor
at Wichita State	Kearns	Abmas	Burns	Lacis	Lufile*
Southwestern Christian	Kearns	Abmas	Burns	Lacis	Lufile
at Creighton	Kearns	Abmas	Burns	Lacis	Lufile
Haskell	Kearns	Abmas	Burns	Obanor	Lufile
Central Oklahoma	Kearns	Abmas	Burns	Obanor	Lufile
Chicago State	Kearns	Abmas	Burns	Obanor	Lufile
Missouri State	Kearns	Abmas	Burns	Nzekwesi	Obanor

OVERTIME

Overall Overtime Record	38-43 (0-0 This Season)
Home Overtime Record	14-13
Away Overtime Record	20-24
Neutral Overtime Record	4-6
Double Overtime Record	3-4
Triple Overtime Record	0-1
Last Single OT Played	vs. NDSU, Feb. 8, 2018 (W, 67-66)
Last Double OT Played	vs. Denver, March 4, 2018 (L, 88-90)
Last Triple OT Played	at IUPUI, Jan. 24, 2004 (L, 105-108)

SCORING BREAKDOWN

CLASS	PTS	PCT.
Seniors (5) (Burns/Kearns/Saunders/Lazenby/Nzekwesi)	464	49.1
Juniors (1) (Jones)	25	0.03
Sophomores (6) (Obanor/Lufile/Jürgens/Fuqua/Weaver/Lăcis)	289	30.6
Freshmen (1) (Abmas)	167	17.7
SCORING	PTS	PCT.
Returners	441	46.7
Newcomers	504	53.3
SCORING	PTS	PCT.
Starters	677	71.6
Bench	268	28.4

HANGIN' A HUNDRED

ORU has been remarkably good when hitting 100 points. ORU has scored at least 100 in 108 games, and gone 101-7 in those contests. 12 of those games have come since 2000, and ORU holds a 11-1 record in those contests with the lone loss in triple OT on the road against IUPUI in 2004. The school record for points in a game is 155, scored in a 155-113 win over Union in 1972.

INDIVIDUAL RECORDS

SEASON

HIGHEST POINTS: 100 — Richard Pape (1971-72)

SCORING AVERAGE: 102 — Richard Pape (1971-72) (288 points in 28 games)

REBOUNDING: 407 — Eddie Woods (1971-72)

REBOUNDING AVERAGE: 14.3 — Eddie Woods (1971-72) (407 in 28 games)

FIELD-GOALS MADE: 423 — Richard Pape (1971-72)

FIELD-GOALS ATTEMPTED: 806 — Phil Moseley (1968-69) (76.7% FT)

FREE THROWS MADE: 401 — Richard Pape (1971-72)

FREE THROWS ATTEMPTED: 611 — Mike Miller (1971-72) (65.6% FT)

PERCENTAGE MADE: 61.1 — Mike Miller (1971-72)

SINGLE GAME

HIGHEST POINTS: 155 — Richard Pape (vs. University of North Dakota, Feb. 15, 1972) (155-113)

HIGHEST SCORING AVERAGE: 15.5 — Richard Pape (vs. University of North Dakota, Feb. 15, 1972)

OPPONENT'S HIGHEST: 113 — Richard Pape (vs. Penn State, Dec. 29, 1971)

INDIVIDUAL RECORD: 52 — Richard Pape (vs. St. Bonaventure, Dec. 29, 1971) (100-52)

FIELD-GOALS ATTEMPTED: 82 — Richard Pape (vs. St. Bonaventure, Dec. 29, 1971) (50-82) (61.0%)

FIELD-GOALS MADE: 50 — Richard Pape (vs. Mountbatten, Dec. 29, 1971) (50-82) (61.0%)

FREE THROWS MADE: 100 — Richard Pape (1971-72)

FREE THROWS ATTEMPTED: 166 — Richard Pape (1971-72)

NEW DIGS

Over the past two years, the home of the Golden Eagles has gotten a make over. Last year, the Mabee Center court was redesigned and the men's basketball locker room got a complete renovation, making it one of the finest in the mid-major ranks. Recently, the ORU practice gym got a new look, including a whole new floor, while a 35-foot, HD video board was installed above center court.



MILESTONE WATCH



EMMANUEL NZEKWESI

Already a 1,000 point scorer entering his senior season, Nzekwesi started the year 27th on ORU's all-time scoring list with 1,084 points in 88 career games for a 12.3 points per game career average. He already has moved up to 19th in program history sitting at 1,197 career points.

He also moved into the top 10 for career rebounds in ORU history Dec. 3 at Creighton and currently has 703.

ORU RECORD BY CONFERENCE

	2019-20	2018-19	2017-18
American	0-2	0-3	0-1
ASUN	--	0-1	1-0
Atlantic 10	--	1-0	--
Big 10	0-1	--	0-2
Big 12	0-1	0-1	0-2
Big East	0-1	--	--
Big Sky	--	--	0-1
Big West	--	--	--
Colonial	--	1-0	--
Conference USA	--	--	--
Horizon League	--	0-1	0-1
Mid-American	--	0-1	--
Missouri Valley	1-0	0-1	1-0
Mountain West	--	--	0-1
Ohio Valley	--	--	--
PAC 12	--	--	--
SEC	--	0-1	0-1
Southern	--	--	--
Southland	1-0	--	--
Summit League	--	7-10	4-9
Sun Belt	--	--	1-0
WAC	1-0	0-1	--
West Coast	--	0-1	0-1
Non-NCAA Division I	4-0	2-0	3-1

LATE GAME FREE THROWS

#	NAME	OVERALL		FINAL 5 MIN/OT		FINAL MINUTE/OT	
		FT-FTA	PCT.	FT-FTA	PCT.	FT-FTA	PCT.
0	Kevin Obanor	40-53	.755	2-4	.500	0-0	.000
1	Elijah Lufile	26-42	.619	1-3	.333	0-0	.000
2	Deondre Burns	35-44	.795	7-8	.875	0-0	.000
3	Max Abmas	20-25	.800	6-7	.857	2-2	1.000
5	D'Mauria Jones	10-19	.526	7-10	.700	2-2	1.000
10	Sam Kearns	14-16	.875	3-4	.750	0-0	.000
11	Carlos Jürgens	0-0	.000	0-0	.000	0-0	.000
12	R.J. Fuqua	4-4	1.000	2-2	1.000	2-2	1.000
13	Aidan Saunders	8-10	.800	6-8	.750	0-0	.000
14	DeShang Weaver	0-0	.000	0-0	.000	0-0	.000
21	Ty Lazenby	8-13	.615	2-2	1.000	2-2	1.000
22	Francis Lăcis	3-4	.750	0-0	.000	0-0	.000
23	Emmanuel Nzekwesi	24-34	.706	1-2	.500	0-0	.000
Team		192-264	.727	37-50	.740	8-8	1.000

STATISTICAL MILESTONE COUNT

TEAM'S LEADING SCORER	SEASON	CAREER	CONSEC.
Deondre Burns	4	4	0
Max Abmas	4	4	1
Emmanuel Nzekwesi	2	29	0
Kevin Obanor	2	14	0
Sam Kearns	0	6	0
DeShang Weaver	0	2	0
Aidan Saunders	0	1	0
Carlos Jürgens	0	1	0

10+ POINTS	SEASON	CAREER	CONSEC.
Max Abmas	9	9	2
Deondre Burns	8	8	1
Emmanuel Nzekwesi	7	62	7
Kevin Obanor	5	24	1
Sam Kearns	4	35	0
Elijah Lufile	5	5	0
Aidan Saunders	2	9	0
Ty Lazenby	2	2	1
R.J. Fuqua	1	10	0
DeShang Weaver	0	15	0
Carlos Jürgens	0	5	0
Francis Lăcis	0	4	0

20+ POINTS	SEASON	CAREER	CONSEC.
Max Abmas	3	3	1
Deondre Burns	3	3	0
Emmanuel Nzekwesi	2	16	0
Kevin Obanor	1	7	0
DeShang Weaver	0	3	0
Sam Kearns	0	3	0

LEADING REBOUNDER	SEASON	CAREER	CONSEC.
Elijah Lufile	5	5	3
Kevin Obanor	4	15	1
Emmanuel Nzekwesi	3	40	2
Sam Kearns	0	1	0
Francis Lăcis	0	1	0

10+ REBOUNDS	SEASON	CAREER	CONSEC.
Emmanuel Nzekwesi	3	26	2
Kevin Obanor	3	10	1
Elijah Lufile	3	3	0
Francis Lăcis	0	1	0

DOUBLE-DOUBLES	SEASON	CAREER	CONSEC.
Emmanuel Nzekwesi	3	24	2
Kevin Obanor	3	10	1
Elijah Lufile	2	2	1
Francis Lăcis	0	1	0

ASSIST LEADER	SEASON	CAREER	CONSEC.
Deondre Burns	7	7	4
R.J. Fuqua	4	10	1
Sam Kearns	2	31	0
Aidan Saunders	1	2	0
Carlos Jürgens	0	5	0
Emmanuel Nzekwesi	0	3	0
DeShang Weaver	0	2	0
Francis Lăcis	0	1	0

GAMES STARTED	SEASON	CAREER	CONSEC.
Deondre Burns	12	12	12
Max Abmas	12	12	12
Kevin Obanor	9	20	4
Sam Kearns	7	61	7
Elijah Lufile	6	7	0
Emmanuel Nzekwesi	5	87	1
R.J. Fuqua	5	25	0
Francis Lăcis	4	19	0
DeShang Weaver	0	25	0
Carlos Jürgens	0	9	0
Aidan Saunders	0	7	0

GAMES W/ MADE 3-POINTER	SEASON	CAREER	CONSEC.
Max Abmas	11	11	6
Sam Kearns	10	64	1
Kevin Obanor	10	26	4
Deondre Burns	4	4	0
Emmanuel Nzekwesi	3	38	0
R.J. Fuqua	3	17	2
Francis Lăcis	3	20	0
Aidan Saunders	3	12	0
Ty Lazenby	3	3	1
D'Mauria Jones	1	1	0
DeShang Weaver	0	28	2

Carlos Jürgens	0	18	0
TEAM	12	--	225

GAMES W/ A BLOCK	SEASON	CAREER	CONSEC.
Kevin Obanor	6	13	1
Francis Lăcis	4	12	0
Emmanuel Nzekwesi	2	41	0
Sam Kearns	1	5	0
Elijah Lufile	1	1	0
D'Mauria Jones	3	3	0
DeShang Weaver	0	18	0
Carlos Jürgens	0	5	0
Aidan Saunders	1	6	0
Ty Lazenby	1	1	0
R.J. Fuqua	0	3	0
TEAM	12	--	12

2019-20 STATISTICAL MILESTONES

20+ POINTS

MAX ABMAS

20 vs. Houston Baptist (11/8/19)
 25 at Iowa (11/15/19)
 22 vs. Missouri State (12/21/19)

DEONDRE BURNS

21 at Oklahoma State (11/6/19)
 21 vs. Houston Baptist (11/8/19)
 22 vs. Central Oklahoma (12/14/19)

EMMANUEL NZEKWESI

21 at Creighton (12/3/19)
 22 at Chicago State (12/17/19)

KEVIN OBANOR

31 vs. Rogers State (11/19/19)

10+ REBOUNDS

ELIJAH LUFILE

11 vs. Houston Baptist (11/8/19)
 10 at Wichita State (11/23/19)
 11 vs. Haskell (12/8/19)

EMMANUEL NZEKWESI

13 at Oklahoma State (11/6/19)
 10 at Creighton (12/3/19)
 11 vs. Missouri State (12/21/19)

KEVIN OBANOR

11 at Tulsa (11/12/19)
 10 vs. Rogers State (11/19/19)
 12 vs. Missouri State (12/21/19)

5+ STEALS

3+ BLOCKS

FRANCIS LACIS

3 vs. Central Oklahoma (12/14/19)

EMMANUEL NZEKWESI

3 vs. Houston Baptist (11/8/19)

KEVIN OBANOR

3 vs. Central Oklahoma (12/14/19)

5+ ASSISTS

DEONDRE BURNS

5 vs. Houston Baptist (11/8/19)
 5 at Tulsa (11/12/19)
 5 vs. Haskell (12/8/19)

R.J. FUQUA

5 at Iowa (11/15/19)

2019-20 DOUBLE-DOUBLES

EMMANUEL NZEKWESI

16 points, 13 rebounds
at Oklahoma State (11/6/19)

21 points, 10 rebounds
at Creighton (12/3/19)

12 points, 11 rebounds
vs. Missouri State (12/21/19)

KEVIN OBANOR

13 points, 11 rebounds
at Tulsa (11/12/19)

31 points, 10 rebounds
vs. Rogers State (11/19/19)

19 points, 12 rebounds
vs. Missouri State (12/21/19)

ELIJAH LUFILÉ

13 points, 10 rebounds
at Wichita State (11/23/19)

15 points, 11 rebounds
vs. Haskell (12/8/19)

THE LAST TIME ...

ORU Scored 100 Points	109 vs. Ecclesia (11/19/18)
Opponent Scored 100 Points	104 at Arkansas (12/19/17)
ORU Scored Fewer than 60 Points	59 at Wichita State (11/23/19)
Opponent Scored Fewer than 60 Points	59 at Chicago State (12/17/19)
ORU Scored Fewer than 50 Points	48 at Penn State (11/24/17)
Opponent Scored Fewer than 50 Points	45 vs. Southwestern Christian (11/25/19)
ORU Won by 30 Points	30 (97-59) at Chicago State (12/17/19)
Opponent Won by 30 Points	34 (84-50) at Missouri State (11/6/18)
ORU shot 65% from the floor	67% (34-51) at Oakland (1/3/12)
Opponent shot 65% from the floor	67% (31-46) vs. North Dakota State (1/5/12)
ORU shot 60% from the floor	62.0% (31-50) vs. North Dakota (1/3/19)
Opponent shot 60% from the floor	60% (33-55) vs. FGCU (12/5/18)
ORU shot less than 35% from the floor	32.3% (21-65) at Wichita State (11/23/19)
Opponent shot less than 35% from the floor	33.9% (21-62) vs. Haskell (12/8/19)
ORU shot 50% from beyond the arc	55.6% (10-18) at South Dakota (1/17/18)
ORU shot 75% from beyond the arc	81.8% (9-11) at SLU (1/3/13)
Opponent shot 50% from beyond the arc	50% (13-26) at North Dakota (2/16/19)
ORU shot less than 20% from beyond the arc	13.0% (3-23) at Wichita State (11/23/19)
ORU shot less than 10% from beyond the arc	9.5% (2-21) vs. Montana (11/21/16)
Opponent shot less than 20% from beyond the arc	13.3% (4-30) at Richmond (12/15/18)
ORU made 10 three-pointers	11 at Chicago State (12/17/19)
Opponent made 10 three-pointers	10 vs. Haskell (12/8/19)
ORU made 15 three-pointers	15 vs. John Brown (12/10/16)
Opponent made 15 three-pointers	15 at North Dakota State (2/14/19)
ORU made 20 three-pointers	20 vs. LeMoyne-Owen (1/8/91)
Opponent made 20 three-pointers	20 at Fort Wayne (12/31/16)
ORU failed to make a three-point attempt	0-7 at Memphis (12/28/12)
Opponent failed to make a three-point attempt	0-15 vs. Little Rock (12/19/16)
ORU shot less than 50% from the FT line	42.9% (3-7) at South Dakota State (1/12/19)
Opponent shot less than 50% from the FT line	42% (5-12) vs. Rogers State (11/19/19)
ORU had 20 Offensive Rebounds	24 vs. Haskell (12/8/19)
Opponent had 20 Offensive Rebounds	23 at Omaha (2/16/17)
ORU had 20 Assists	27 vs. Neb. Christian (1/27/18)
ORU had 10 Steals	10 at Tulsa (11/12/19)
ORU committed 20 Turnovers	20 vs. Rogers State (11/19/19)
Opponent committed 20 Turnovers	21 at Oklahoma State (11/6/19)
ORU committed 25 Turnovers	27 at Arkansas (12/19/17)
Opponent committed fewer than five Turnovers	4 at South Dakota State (11/11/18)
ORU had two 20-point scorers	vs. Houston Baptist (Burns-21, Abmas-20) (11/8/19)
ORU had three 20-point scorers	vs. Omaha (Owens-28, Martin-26, Bradley-24) (1/21/17)
ORU had five double-figure scorers	vs. Houston Baptist (11/8/19)
Opponent had five double-figure scorers	vs. South Dakota State (1/31/19)
ORU had six double-figure scorers	vs. Haskell (12/8/19)
Opponent had six double-figure scorers	at Missouri (12/7/18)
ORU had all 5 starters score in double figures	vs. Haskell (12/8/19)
ORU's bench out-scored its starters	at Chicago State (49-48) (12/17/19)
ORU had two double-figure rebounders	vs. Missouri State (Nzekwesi-11, Obanor-12) (12/21/19)
Opp had two double-figure rebounders	vs. South Dakota (Peterson-12, Kelley-10) (1/17/19)
ORU had two double-doubles	vs. Missouri State (Nzekwesi-12/11, Obanor-19/12) (12/21/19)
ORU had three double-doubles	vs. East Texas Baptist (Owens, Nzekwesi, Harris) (1/23/18)
ORU scored 50 points in first half	53 at Chicago State (12/17/19)
ORU scored 50 points in second half	51 vs. Missouri State (12/21/19)
ORU scored 60 points in a half	60 at Omaha (2/26/16)
Opponent scored less than 20 points in first half	18 at Little Rock (12/2/17)
Opponent scored less than 20 points in second half	17 vs. St. Gregory's (11/14/12)
ORU defeated a ranked opponent	64-42 (#8) at Xavier (12/18/11)
ORU won a single-overtime game	78-69 (OT) vs. James Madison (11/25/18)
ORU won a double-overtime game	74-66 (2OT) at Little Rock (12/2/17)
A Golden Eagle had a 20/10 Performance (PTS/REB)	Nzekwesi (21/10) at Creighton (12/3/19)
A Golden Eagle had a 20/20 Performance (PTS/REB)	Damen Bell-Holter (25/20) vs. NW St. (1/10/13)
A Golden Eagle Scored 30 Points	31-Kevin Obanor vs. Rogers State (11/19/19)
An Opponent Scored 30 Points	30-Luka Garza at Iowa (11/15/19)
A Golden Eagle had 15 Rebounds	18 - Emmanuel Nzekwesi at South Dakota State (1/12/19)
A Golden Eagle had 20 Rebounds	20 - Javan White at Little Rock (12/2/17)
A Golden Eagle had 10 Assists	11 - Kaelen Malone vs. Western Illinois (1/5/19)
An Opponent had 10 Assists	10 - Manu Lecomte at Baylor (11/11/16)
A Golden Eagle had five Steals	9 - R.J. Fuqua vs. Avila (11/10/17)
A Golden Eagle had five Blocks	7 - Albert Owens vs. Oakland (11/27/17)
An Opponent had five Blocks	8 - Yor Anei, Oklahoma State (11/6/19)
The Golden Eagles won a game at the buzzer	vs. North Dakota State (2/8/18)
An Opponent won a game at the buzzer	vs. California Baptist (11/13/18)

ABOUT ORU

Founded in 1963 by evangelist Oral Roberts, ORU is a 400-acre campus located in South Tulsa. ORU boasts a total enrollment of over 5,000 students from all 50 states and more than 30 foreign countries. Some famous ORU alumni include entertainer Kathy Lee Gifford, Pulitzer-prize nominated author Clifton Taulbert and two-time NCAA track & field national champion and 2008 Olympic silver medalist Andretti Bain, 2012 NCAA outdoor national champion Jack Whitt and 2012 Olympians Prince Mumba (Track) and Dominique Allen (Women's Basketball). "The Simpsons" creator Matt Groening briefly attended ORU, and subsequently, many of the characters on the show are modeled after former ORU students and staff members. In fact, if you look closely over Ned Flanders' fireplace, his college diploma reads "Oral Roberts University".

ABOUT THE SUMMIT LEAGUE

Through 37 years of Division I athletics, The Summit League offers 19 championship sports and has a combined enrollment of around 100,000 at nine institutions, including three located in top 60 U.S. metro populations and two land-grant universities. Member institutions include: the University of Denver, University of North Dakota, North Dakota State University, University of Nebraska Omaha, Oral Roberts University, Purdue Fort Wayne University, University of South Dakota, South Dakota State University and Western Illinois University.

The Summit League was previously known as the Mid-Continent Conference before undergoing a rebrand in 2007. The Summit League has produced 12 NCAA National Champions with over 125 All-Americans and 100 Academic All-Americans including numerous student-athletes competing at the highest professional level.

Each year, approximately 3,000 student-athletes continue to raise the bar and help The Summit League reach exceptional success and development. Within the past seven years alone, The Summit League has produced a national postseason team tournament championship, an NCAA semifinal appearance, and eight NCAA Champions. That level of success also carries into the classroom. The Summit League ranked first for NCAA Graduation Success Rate in women's basketball from 2014-16. A total of 22 Summit League teams achieved perfect NCAA Academic Progress Rate scores in the most recently released figures.

ORU SINGLE GAME TOP 10

POINTS

RK	PTS.	NAME	OPP.	DATE
1.	68*	Greg Sutton	Oklahoma City (A)	12/5/90
2.	66	Anthony Roberts	North Carolina A&T (H)	2/19/77
3.	65	Anthony Roberts	Oregon (NIT) (H)	3/9/77
4.	60*	Richard Fuqua	University of the South (H)	1/15/71
5.	57*	Richard Fuqua	St. Benedict (A)	12/26/70
6.	54*	Greg Sutton	Arkansas Tech (A)	11/27/89
7.	52	Ray Thompson	Prairie View A&M (A)	1/16/92
8.	51*	Richard Fuqua	Jackson St. (H)	1/28/71
51		Richard Fuqua	Union (TN) (H)	2/24/72
51		Richard Fuqua	Moorhead (MN) St. (H)	1/15/72

REBOUNDS

RK	REB	NAME	OPP.	DATE
1.	34	David Vaughn	Brandeis (H)	1/8/73
2.	30	Eddie Woods	Lamar (A)	1/25/72
3.	28	Eddie Woods	Lamar (H)	1/21/74
4.	24	Eddie Woods	UT-Pan American (H)	1/26/74
24		Eddie Woods	St. Francis (Pa.) (H)	1/5/72
6.	22	Caleb Green	Southern Utah (H)	2/28/04
7.	21	Mark Acres	Tulsa (H)	1/12/84
21		Antonio Martin	West Texas St. (A)	12/5/77
21		Eddie Woods	St. Johns (A)	3/21/72
21		Eddie Woods	Boston (A)	2/26/72
21		Eddie Woods	Connecticut (H)	12/29/71
21		Rocky Walls	Southern Utah (N)	3/1/98

ASSISTS

RK	ASST	NAME	OPP.	DATE
1.	16	Jonathan Bluiitt	Oakland (H)	1/20/05
2.	15	Haywoode Workman	St. Louis (H)	2/7/87
15		Arnold Dugger	Florida St. (H)	3/1/77
4.	14	Arnold Dugger	North Texas (H)	2/12/77
14		Willie Irons	BYU (H)	1/21/86
6.	13	Richard Fuqua	UT-Pan American (H)	2/27/73
13		Ron Jones	Illinois St. (H)	1/15/77
13		Robert Griffin	Stetson (H)	2/17/79
13		Jonathan Bluiitt	UMKC (A)	1/3/04
10.	12	Six tied		

FIELD GOALS MADE

RK	FGM	NAME	OPP.	DATE
1.	25	Richard Fuqua	Moorhead St. (H)	1/15/72
25		Richard Fuqua	Trinity (H)	2/17/72
25		Anthony Roberts	North Carolina A&T (H)	2/19/77
25		Anthony Roberts	Oregon (H) *NIT*	3/9/77
5.	24	Anthony Roberts	Florida St. (A)	3/1/77
24*		Richard Fuqua	St. Benedicts (H)	12/26/70
7.	21	Anthony Roberts	Illinois St. (A)	1/6/75
21		Anthony Roberts	North Carolina (N)	12/27/76
9.	20	Anthony Roberts	Bowling Green (N)	12/29/76
10.	18	Anthony Roberts	Illinois St. (H)	1/31/76
18		Anthony Roberts	North Texas St. (H)	2/12/77
18		Lamont Reid	Austin Peay (N)	12/30/77

FIELD GOALS ATTEMPTED

RK	FGA	NAME	OPP.	DATE
1.	49	Richard Fuqua	Illinois St. (H)	2/14/73
2.	47	Richard Fuqua	Trinity (H)	2/17/72
47		Richard Fuqua	Union (Tenn.) (H)	2/24/72
4.	46	Richard Fuqua	UT-Pan American (A)	3/6/72
46		Richard Fuqua	St. Benedicts (H)	12/26/70
44		Richard Fuqua	UW-Milwaukee (H)	3/2/72
7.	39	Anthony Roberts	Florida St. (A)	2/19/77
39		Anthony Roberts	Illinois St. (A)	1/6/75
38		Anthony Roberts	North Carolina (N)	12/27/76
37		Anthony Roberts	Oregon (H)	3/9/77

FIELD GOAL PERCENTAGE (MIN. 10 ATTEMPTS)

RK	FG%	NAME	FGM-FGA	OPP.	DATE
1.	1.000	Charles Dorsey	11-11	Butler (A)	2/20/84
2.	.923	Jeff Acres	12-13	Okla. Baptist (H)	11/24/84
.923		Blake Moses	12-13	S.F. Austin (H)	11/30/96
4.	.917	Warren Niles	11-12	St. Gregory's (H)	11/14/12
5.	.909	Woody Jones	10-11	UC-Irvine (A)	12/23/85
.909		Clifford Crenshaw	10-11	Rice (A)	2/22/95
7.	.900	Tye Fields	9-10	TCU (A)	1/6/94
.900		Derrick Taylor	9-10	UMKC (A)	1/7/99
.900		Reggie Borges	9-10	UT-Arlington (H)	12/17/01
.900		Damen Bell-Holter	9-10	Akron (A)	1/3/11
.900		Michael Craion	9-10	Fort Wayne (A)	2/15/12

3-PT FIELD GOALS MADE

RK	3FG	NAME	OPP.	DATE
1.	11	Greg Sutton	Oklahoma City (H)	12/5/90
2.	10	Chris Riouse	Oakland (A)	2/9/06
3.	9	Eric Perry	Chicago St. (H)	2/3/00
9		Markius Barnes	UMKC (H)	2/2/02
9		Ken Tutt	Chattanooga (A)	12/16/06
9		Moses Ehambe	Western Illinois (A)	2/14/08
7.	8	Luke Spencer-Gardner	Southern Utah (H)	1/24/02
8		Moses Ehambe	Centenary (N)	3/8/08
9.	7	16 tied		

3-PT FG ATTEMPTS

RK	3FGA	NAME	OPP.	DATE
1.	17	Robert Jarvis	North Carolina (A)	12/13/08
17		Chris Riouse	Oakland (A)	2/9/06
3.	15	Robert Jarvis	Texas A&M-CC (H)	11/14/07
15		Ken Tutt	Chicago St. (A)	1/17/04
5.	14	Kris Martin	Missouri St. (A)	12/14/16
14		Warren Niles	Central Arkansas (A)	3/9/13
14		Ken Tutt	Southern Utah (A)	1/5/04
14		Ken Tutt	Chattanooga (A)	12/16/06
9.	13	Eight tied		

3-PT FG PERCENTAGE (MIN. 5 ATT.)

RK	3FG%	NAME	3FGM-3FGA	OPP.	DATE
1.	1.00	Bobby Word	5-5	Incarnate Word (A)	1/18/14
1.00		Mikey Manghum	6-6	South Dakota (H)	1/26/12
1.00		Luke Spencer-Gardner	6-6	Utah Valley St. (A)	12/11/04
4.	.900	Eric Perry	9-10	Chicago St. (H)	2/3/00
5.	.889	Aaron Young	8-9	Denver (A)	1/6/16
6.	.875	Warren Niles	7-8	St. Gregory's (H)	11/14/12
.875		Marchello Vealy	7-8	Kansas (A)	11/15/06
8.	.857	Jerome Abbage	6-7	Louisville (A)	1/2/93
.857		Moses Ehambe	6-7	IUPUI (A)	2/24/07
.857		Dominique Morrison	6-7	Western Illinois (A)	12/2/11

FREE THROWS MADE

RK	FTM	NAME	OPP.	DATE
1.	17	Caleb Green	Chicago State (H)	2/4/06
17		Caleb Green	Valparaiso (A)	1/9/06
17		Anthony Roberts	Oregon State (H)	12/30/76
4.	16	Anthony Roberts	North Carolina A&T (H)	2/19/77
16		Caleb Green	Akron (H)	12/2/06
16		Caleb Green	Centenary (A)	1/20/07
16		Kevin Obanor	South Dakota (H)	1/17/19
7.	15	Eldon Lawyer	Oglethorpe (H)	2/5/72
15		Mark Acres	Evansville (A)	3/9/83
15		Haywoode Workman	Oklahoma (A)	12/10/88
10.	14	Six tied		

FREE THROWS ATTEMPTED

RK	FTA	NAME	OPP.	DATE
1.	22	Caleb Green	Seton Hall (N)	12/28/06
2.	21	Caleb Green	Valparaiso (A)	1/9/06
3.	20	Anthony Roberts	Oregon State (H)	12/30/76
4.	19	Caleb Green	Chicago State (H)	2/4/06
19		Caleb Green	Louisiana-Lafayette (H)	11/21/06
19		Caleb Green	Akron (H)	12/2/06
19		Steven Roundtree	Indiana State (H)	11/20/10
19		Korey Billbury	Tulsa (H)	11/15/14
19		Obi Emegano	Omaha (A)	2/19/15
10.	18	Six tied		

FREE THROW PERCENTAGE (MIN. 10 ATT.)

RK	FT%	NAME	FTM-FTA	DATE	PCT.
1.	1.000	Eldon Lawyer	15-15	Oglethorpe (H)	2/15/72
1.000		Obi Emegano	14-14	Denver (H)	2/19/16
1.000		Obi Emegano	12-12	Western Illinois (H)	2/13/16
1.000		Ken Tutt	11-11	Southern Utah (A)	1/11/07
1.000		Dominique Morrison	11-11	South Dakota St. (H)	1/7/11
1.000		Anthony Roberts	10-10	Santa Clara (H)	12/20/75
1.000		Charles Dorsey	10-10	Evansville (A)	2/4/85
1.000		Brian Miles	10-10	Southwest Texas (H)	1/17/87
1.000		Reggie Borges	10-10	Oklahoma Wesleyan (H)	11/23/02
1.000		Dominique Morrison	10-10	UMKC (H)	1/15/11
1.000		Shawn Glover	10-10	Southeastern La. (H)	2/8/14

BLOCKED SHOTS

RK	BLK	NAME	OPP.	DATE
1.	9	Kendrick Moore	Stephen F. Austin (A)	12/14/02
9		Kendrick Moore	IUPUI (N)	3/4/02
9		Antonio Martin	Oklahoma City (H)	1/28/78
9		Alvin Scott	West Texas State (H)	1/24/77
5.	8	Shawn Glover	New Orleans (H)	2/6/14
8		Kendrick Moore	Wichita State (H)	11/30/02
6.	7	David Vaughn	Trinity (H)	2/17/73
7		Shawn King	Fort Wayne (A)	1/10/08
7		Albert Owens	Oakland (H)	11/27/17
8.	6	11 tied		

STEALS

RK	STL	NAME	OPP.	DATE
1.	9	Haywoode Workman	Oklahoma (H)	12/29/88
9		Haywoode Workman	South Carolina (H)	1/28/89
9		R.J. Fuqua	Avila (H)	11/10/17
3.	8	Obi Emegano	Haskell (H)	12/28/14
4.	7	Willie Irons	Coppin State (H)	12/11/86
7		Akin Akin-Otiko	Texas (H)	12/13/86
7		Tim Gill	John Brown (H)	1/23/96
7		Larry Owens	Tulsa (H)	12/3/05
8.	6	Arnold Dugger	Bowling Green (H)	12/28/74
6		Michael Craion	West Virginia (A)	11/11/11
6		Gary "Cat" Johnson	Prtland State (H)	1/23/80

* Part of career spent at NAIA level

** Part of career prior to ORU's move to NCAA Major College Division

ORU SEASON TOP 10**POINTS**

RK	NAME	YEARS	PTS.
1.	Richard Fuqua	1971-72	1,006
2.	Anthony Roberts	1976-77	951
3.	Shawn Glover	2013-14	703
4.	Caleb Green	2006-07	698
5.	Sam McCants	1973-74	697
6.	Ray Thompson	1991-92	688
7.	Caleb Green	2005-06	686
8.	Dominique Morrison	2011-12	674
9.	Obi Emegano	2015-16	669
10.	Warren Niles	2012-13	662

REBOUNDS

RK	NAME	YEARS	REB.
1.	Eddie Woods	1971-72	407
2.	David Vaughn	1972-73	385
3.	Antonio Martin	1979-80	334
4.	Damen Bell-Holter	2012-13	328
5.	Eddie Woods	1973-74	327
6.	Rocky Walls	1997-98	325
7.	Mark Acres	1983-84	324
8.	Caleb Green	2006-07	315
9.	Caleb Green	2004-05	306
10.	Harold Johnson	1974-75	301

ASSISTS

RK	NAME	YEARS	ASST.
1.	Sam McCants	1973-74	208
2.	Arnold Dugger	1976-77	194
3.	Haywoode Workman	1986-87	188
4.	Jonathan Bluiitt	2004-05	178
5.	Arnold Dugger	1974-75	166
6.	Jonathan Bluiitt	2003-04	165
7.	Luke Spencer-Gardner	2002-03	164
8.	Gary Johnson	1981-82	160
9.	Gary Johnson	1980-81	158
10.	Luke Spencer-Gardner	2000-05	156

FIELD GOALS MADE

RK	NAME	YEARS	FG
1.	Richard Fuqua	1971-72	423
2.	Greg Sutton*	1989-90	417
3.	Anthony Roberts	1976-77	402
4.	Greg Sutton*	1990-91	393
5.	Richard Fuqua**	1970-71	353
6.	Sam McCants	1973-74	304
7.	Ray Thompson	1991-92	284
8.	Anthony Roberts	1975-76	277
9.	Anthony Jones*	1990-91	276
10.	Shawn Glover	2013-14	273

FIELD GOALS ATTEMPTED

RK	NAME	YEARS	FGA
1.	Greg Sutton*	1989-90	976
2.	Richard Fuqua	1971-72	941
3.	Greg Sutton*	1990-91	858
4.	Anthony Roberts	1976-77	739
5.	Sam McCants	1973-74	725
6.	Richard Fuqua	1972-73	713
7.	Richard Fuqua	1970-71	701
8.	Clarence Thompson*	1989-90	602
9.	Anthony Roberts	1975-76	573
10.	Anthony Roberts	1974-75	566

FIELD GOAL PERCENTAGE (MIN. 150 ATT.)

RK	NAME	YEARS	ATT.	PCT.
1.	Rufus Freeman*	1989-90	133-194	.686
2.	Brian Miles	1985-86	103-157	.656
3.	Shawn King	2006-07	105-163	.644
4.	Marcus Lewis	2007-09	165-278	.594
5.	Caleb Green	2003-04	177-300	.590
6.	Mark Acres	1981-82	109-186	.586
7.	Michael Craion	2011-12	144-247	.583
	Kevin Obanor	208-19	133-228	.583
9.	Mark Acres	1984-85	221-380	.582
	Leon Irving	1998-99	114-196	.582

3-PT FIELD GOALS MADE

RK	NAME	YEAR	3PTM
1.	Greg Sutton*	1990-91	185
2.	Greg Sutton*	1989-90	170
3.	Clarence Thompson*	1989-90	137
4.	Ken Tutt	2003-04	101
5.	Warren Niles	2012-13	96
6.	Tim Gill	1997-98	95
7.	Tim Gill	1995-96	87
8.	Moses Ehambe	2007-08	86
9.	Robert Jarvis	2007-08	85
10.	Nathan Binam	1999-00	84
	Ken Tutt	2006-07	84
	Robert Jarvis	2008-09	84

3-PT FG ATTEMPTS

RK	NAME	YEAR	3PTA
1.	Greg Sutton*	1990-91	463
2.	Greg Sutton*	1989-90	443
3.	Clarence Thompson*	1989-90	367
4.	Greg Sutton	1988-89	251
	Robert Jarvis	2008-09	251
6.	Warren Niles	2012-13	243
7.	Ken Tutt	2003-04	225
8.	Nathan Binam	1999-00	223
9.	Ken Tutt	2006-07	217
10.	Moses Ehambe	2007-08	212

3-PT FG PERCENTAGE (MIN. 50 ATT.)

RK	NAME	YEAR	3M-3A	3PCT
1.	Tim Gill	1997-98	95-196	.485
2.	Shawn Glover	2013-14	25-52	.481
3.	Luke Spencer-Gardner	2004-05	39-84	.464
4.	Chris Riouse	2005-06	57-123	.463
5.	Aaron Young	2015-16	32-70	.457
6.	Tim Gill	1995-96	87-193	.451
7.	Ken Tutt	2003-04	101-225	.449
8.	Aaron Young	2014-15	29-65	.446
9.	Josh Atkinson	2002-03	68-153	.444
10.	Eric Perry	1999-00	82-185	.443

FREE THROWS MADE

RK	NAME	YEARS	FT
1.	Caleb Green	2006-07	278
2.	Greg Sutton*	1989-90	252
3.	Caleb Green	2005-06	235
4.	Greg Sutton*	1990-91	229
5.	Caleb Green	2004-05	213
6.	Obi Emegano	2014-15	205
7.	Obi Emegano	2015-16	198
8.	Dominique Morrison	2011-12	189
9.	Richard Fuqua	1971-72	160
10.	Damen Bell-Holter	2012-13	159

FREE THROWS ATTEMPTED

RK	NAME	YEARS	FTA
1.	Caleb Green	2006-07	366
2.	Greg Sutton*	1989-90	328
3.	Caleb Green	2005-06	308
4.	Caleb Green	2004-05	283
5.	Greg Sutton*	1990-91	280
6.	Obi Emegano	2014-15	260
7.	Obi Emegano	2015-16	232
8.	Dominique Morrison	2011-12	229
9.	Damen Bell-Holter	2012-13	211
10.	Richard Fuqua	1971-72	210

FREE THROW PERCENTAGE (MIN. 75 ATT.)

RK	NAME	YEARS	ATT.	PCT.
1.	Bobby Hodge**	1967-68	93-102	.912
2.	Steve Bontrager	1980-81	73-81	.901
3.	Sam Potter	1983-84	82-94	.872
4.	Ken Tutt	2004-05	87-100	.870
5.	Tim Gill	1996-97	85-99	.859
6.	Bill Hull**	1968-69	78-91	.857
7.	Tim Gill	1995-96	64-75	.853
	Obi Emegano	2015-16	198-232	.853
9.	Robert Jarvis	2007-08	104-122	.852
	L. Spencer-Gardner	2002-03	115-135	.852

BLOCKED SHOTS

RK	NAME	YEARS	BLK
1.	Kendrick Moore	2001-02	103
2.	Kendrick Moore	2002-03	94
3.	Alvin Scott	1976-77	81
4.	Shawn King	2006-07	81
5.	Shawn King	2007-08	68
6.	Rocky Walls	1997-98	58
7.	Mark Acres	1982-83	54
	Marvin Washington	1987-88	54
9.	Shawn Glover	2013-14	53
10.	Ray Thompson	1991-92	50
	Damen Bell-Holter	2010-11	50

STEALS

RK	NAME	YEARS	STL
1.	Haywoode Workman	1987-88	103
2.	Haywoode Workman	1988-89	93
3.	Greg Sutton*	1989-90	88
4.	Greg Sutton*	1990-91	81
5.	Earl McClellan	1996-97	77
6.	Akin Akin-Otiko	1986-87	72
7.	Sebastian Neal	1991-92	68
8.	Gary "Cat" Johnson	1981-82	63
9.	Earl McClellan	1995-96	62
10.	Larry Owens	2004-05	58

* Part of career spent at NAIA level

** Part of career prior to ORU's move to NCAA Major College Division

ORU CAREER TOP 10**POINTS**

RK	NAME	YEARS	POINTS
1.	Greg Sutton	1988-91**	3,070
2.	Richard Fuqua	1969-73*	3,004
3.	Caleb Green	2003-07	2,503
4.	Anthony Roberts	1973-77	2,341
5.	Dominique Morrison	2008-12	2,080
6.	Mark Acres	1981-85	2,038
7.	Ken Tutt	2003-07	2,019
8.	Warren Niles	2009-13	1,984
9.	Tim Gill	1994-98	1,959
10.	Haywoode Workman	1986-89	1,506

REBOUNDS

RK	NAME	YEARS	REB.
1.	Eddie Woods**	1970-74	1,365
2.	Caleb Green	2003-07	1,189
3.	Mark Acres	1981-85	1,051
4.	Rocky Walls	1994-98	946
5.	Damen Bell-Holter	2009-13	878
6.	Antonio Martin	1977-80	857
7.	Anthony Roberts	1973-77	800
8.	Jeff Acres	1980-85	797
9.	Carl Hardaway**	1966-70	750
10.	Emmanuel Nzekwesi	2016-pres.	692

ASSISTS

RK	NAME	YEARS	ASST.
1.	Luke Spencer-Gardner	2000-05	534
2.	Jonathan Bluiitt	2002-06	509
3.	Arnold Dugger	1974-77	501
4.	Greg Sutton*	1988-91	490
5.	Gary Johnson	1978-82	481
6.	Earl McClellan	1993-97	413
7.	Willie Irons	1984-88	393
8.	Eric Perry	1996-00	383
9.	Tim Gill	1994-98	377
10.	Haywoode Workman	1986-89	376

FIELD GOALS MADE

RK	NAME	YEARS	FG
1.	Richard Fuqua**	1969-73	1,273
2.	Greg Sutton*	1988-91	1,024
3.	Anthony Roberts	1973-77	1,006
4.	Caleb Green	2003-07	821
5.	Mark Acres	1981-85	799
6.	Dominique Morrison	2008-12	687
7.	Ken Tutt	2003-07	684
8.	Warren Niles	2009-13	674
9.	Tim Gill	1994-98	664
10.	Carl Hardaway**	1966-70	608

FIELD GOALS ATTEMPTED

RK	NAME	YEARS	FGA
1.	Richard Fuqua**	1969-73	2,838
2.	Greg Sutton*	1988-91	2,398
3.	Anthony Roberts	1973-77	2,007
4.	Ken Tutt	2003-07	1,619
5.	Warren Niles	2009-13	1,594
6.	Caleb Green	2003-07	1,524
7.	Dominique Morrison	2008-12	1,475
8.	Mark Acres	1981-85	1,416
9.	Tim Gill	1994-98	1,391
10.	Haywoode Workman	1986-89	1,262

FIELD GOAL PERCENTAGE (MIN. 2 SEASONS & 200 FGM)

RK	NAME	YEARS	FGM-FGA	PCT.
1.	Shawn King	2006-08	232-389	.596
2.	Brandon Conley	2012-16	249-432	.576
3.	Brian Miles	1983-87	274-480	.571
4.	Marcus Lewis	2007-09	277-489	.566
5.	Mark Acres	1981-85	799-1416	.564
6.	Steven Roundtree	2010-13	370-684	.541
7.	Caleb Green	2003-07	821-1524	.539
	Michael Craion	2009-12	311-577	.539
9.	Reggie Clement	1980-83	265-495	.535
10.	David Vaughn	1972-73	232-438	.530
	Kevin Ford	2008-10	233-440	.530

3-PT FIELD GOALS MADE

RK	NAME	YEARS	3PTM
1.	Greg Sutton*	1988-91	438
2.	Tim Gill	1994-98	333
3.	Ken Tutt	2003-07	319
4.	Warren Niles	2009-13	292
5.	Eric Perry	1996-00	214
6.	Clarence Thompson*	1988-90	205
7.	Josh Atkinson	1999-04	203
8.	Moses Ehambe	2004-08	183
9.	Luke Spencer-Gardner	2000-05	171
10.	Robert Jarvis	2008-09	169
--	Sam Kearns	2017-pres.	144

3-PT FIELD GOALS ATTEMPTED

RK	NAME	YEARS	3PTA
1.	Greg Sutton*	1988-91	1,157
2.	Warren Niles	2009-13	780
3.	Ken Tutt	2003-07	775
4.	Tim Gill	1994-98	757
5.	Eric Perry	1996-00	565
6.	Clarence Thompson*	1988-90	553
7.	Josh Atkinson	1999-04	539
8.	Robert Jarvis	2007-09	459
9.	Moses Ehambe	2004-08	447
10.	Dominique Morrison	2008-12	424

3-PT FIELD GOAL PERCENTAGE (MIN. 100 ATT.)

RK	NAME	YEAR	3M-ATT.	PCT.
1.	Chris Riouse	2004-06	76-161	.472
2.	Tim Gill	1994-98	333-757	.440
3.	Aaron Young	2014-17	90-217	.415
	Luke Spencer-Gardner	2001-05	171-412	.415
4.	Ken Tutt	2003-07	319-775	.412
5.	Moses Ehambe	2004-08	183-447	.409
6.	Phillip Owens	1997-99	56-139	.403
7.	James Kruse	1994-97	49-122	.402
8.	Mikey Manghum	2009-13	44-111	.396
8.	Clifford Crenshaw	1993-97	134-302	.392
9.	Anthony Jones*	1990-91	59-151	.391
10.	Chad Wilkerson	1995-99	116-299	.388
--	DeShang Weaver	2018-pres.	77-183	.421

FREE THROWS MADE

RK	NAME	YEARS	FT
1.	Caleb Green	2003-07	852
2.	Greg Sutton*	1988-91	584
3.	Dominique Morrison	2008-12	543
4.	Richard Fuqua**	1969-73	458
5.	Obi Emegano	2013-16	433
6.	Damen Bell-Holter	2009-13	371
7.	Mark Acres	1981-85	440
8.	Haywoode Workman	1986-89	339
9.	Ken Tutt	2003-07	332
10.	Anthony Roberts	1973-77	329

FREE THROWS ATTEMPTED

RK	NAME	YEARS	FTA
1.	Caleb Green	2003-07	1134
2.	Greg Sutton*	1988-91	765
3.	Dominique Morrison	2008-12	668
4.	Richard Fuqua**	1969-73	658
5.	Mark Acres	1981-85	632
6.	Obi Emegano	2013-16	530
7.	Rocky Walls	1994-98	527
8.	Damen Bell-Holter	2009-13	510
9.	Derrick Taylor	1996-00	489
10.	Anthony Roberts	1973-77	434

FREE THROW PERCENTAGE (MIN. 75 ATT.)

RK	NAME	YEARS	ATT.	PCT.
1.	Steve Bontrager	1979-81	103-117	.880
2.	Bill Hull**	1967-69	104-121	.860
3.	Bobby Hodge**	1966-68	169-198	.854
4.	Sam Potter	1983-85	131-156	.840
5.	D.J. Jackson	2012-14	96-116	.828
6.	Tim Gill	1994-98	302-365	.827
7.	Jalen Bradley	2015-17	109-133	.820
8.	Kenny Bohanon	1992-94	116-142	.817
	Obi Emegano	2013-16	433-530	.817
10.	Robert Jarvis	2007-09	191-234	.816

BLOCKED SHOTS

RK	NAME	YEARS	BLK
1.	Kendrick Moore	2001-03	197
2.	Mark Acres	1981-85	164
3.	Albert Owens	2014-18	159
4.	Shawn King	2006-08	149
5.	Damen Bell-Holter	2009-13	139
6.	Alvin Scott	1973-77	131
7.	Rocky Walls	1994-98	127
8.	Antonio Martin	1977-80	106
9.	Shawn Glover	2012-14	97
10.	Brandon Conley	2012-16	94

STEALS

RK	NAME	YEARS	STL
1.	Haywoode Workman	1986-89	250
2.	Earl McClellan	1993-97	215
3.	Greg Sutton*	1988-91	213
4.	Tim Gill	1994-98	172
5.	Rocky Walls	1994-98	166
6.	Caleb Green	2003-07	164
7.	Gary "Cat" Johnson	1978-82	163
8.	Willie Irons	1984-88	157
9.	Mark Acres	1981-85	150
	Akin Akin-Otiko	1983-87	150
10.	Eric Perry	1996-00	145

* Part of career spent at NAIA level

** Part of career prior to ORU's move to NCAA Major College Division



2019-20 Oral Roberts Men's Basketball Combined Team Statistics All games

Page 1/1
as of Dec 21, 2019

Game Records

Record	Overall	Home	Away	Neutral
ALL GAMES	7-5	6-0	1-5	0-0
CONFERENCE	0-0	0-0	0-0	0-0
NON-CONFERENCE	7-5	6-0	1-5	0-0

Score by Periods

Team	1st	2nd	OT	TOT
Oral Roberts	437	508	0	945
Opponents	400	410	0	810

Team Box Score

No.	Player				Total		3-Point		F-Throw		Rebounds											
		GP-GS	MIN	AVG	FG-FGA	FG%	3FG-FGA	3FG%	FT-FTA	FT%	OFF	DEF	TOT	AVG	PF	DQ	A	TO	BLK	STL	PTS	AVG
23	NZEKWESE, Emmanuel	7-5	177:45	25.4	43-75	.573	3-6	.500	24-34	.706	15	46	61	8.7	19	1	6	9	4	7	113	16.1
3	ABMAS, Max	12-12	334:30	27.9	57-149	.383	33-101	.327	20-25	.800	7	18	25	2.1	9	0	14	13	0	12	167	13.9
2	BURNS, Deondre	12-12	358:56	29.9	62-145	.428	7-30	.233	35-44	.795	10	48	58	4.8	19	1	42	28	0	11	166	13.8
00	OBANOR, Kevin	12-9	287:03	23.9	40-98	.408	15-42	.357	40-53	.755	42	47	89	7.4	34	2	12	22	9	7	135	11.3
1	LUFILÉ, Elijah	12-6	252:58	21.1	36-63	.571	0-0	.000	26-42	.619	50	46	96	8.0	27	1	4	11	1	10	98	8.2
10	KEARNS, Sam	12-7	319:37	26.6	30-86	.349	18-61	.295	14-16	.875	2	41	43	3.6	20	0	24	17	1	13	92	7.7
12	FUQUA, R.J.	6-5	179:19	29.9	10-37	.270	4-20	.200	4-4	1.000	3	21	24	4.0	17	0	23	15	0	9	28	4.7
21	LAZENBY, Ty	11-0	155:56	14.2	16-46	.348	8-19	.421	8-13	.615	6	16	22	2.0	20	1	9	14	1	4	48	4.4
13	SAUNDERS, Aidan	12-0	132:57	11.1	17-37	.459	3-15	.200	8-10	.800	2	18	20	1.7	9	0	9	8	2	4	45	3.8
22	LÁCIS, Francis	9-4	135:46	15.1	10-30	.333	5-18	.278	3-4	.750	8	13	21	2.3	13	0	5	5	7	0	28	3.1
5	JONES, D'Mauria	9-0	65:13	7.2	7-15	.467	1-5	.200	10-19	.526	7	13	20	2.2	8	0	4	1	3	5	25	2.8
Team											18	12	30					4				
Total		12	2400		328-781	.420	97-317	.306	192-264	.727	170	339	509	42.4	195	6	152	147	28	82	945	78.8
Opponents		12	2400		294-723	.407	85-270	.315	137-211	.649	120	300	420	35.0	227	1	155	173	42	62	810	67.5

Team Statistics

	ORU	OPP
Scoring	945	810
Points per game	78.8	67.5
Scoring margin	+11.3	-
Field goals-att	328-781	294-723
Field goal pct	.420	.407
3 point fg-att	97-317	85-270
3-point FG pct	.306	.315
3-pt FG made per game	8.1	7.1
Free throws-att	192-264	137-211
Free throw pct	.727	.649
F-Throws made per game	16.0	11.4
Rebounds	509	420
Rebounds per game	42.4	35.0
Rebounding margin	+7.4	-
Assists	152	155
Assists per game	12.7	12.9
Turnovers	147	173
Turnovers per game	12.3	14.4
Turnover margin	+2.2	-
Assist/turnover ratio	1.0	0.9
Steals	82	62
Steals per game	6.8	5.2
Blocks	28	42
Blocks per game	2.3	3.5
Winning streak	4	-
Home win streak	6	-
Attendance	11789	48954
Home games-Avg/Game	6-1965	6-8159
Neutral site-Avg/Game	-	0-0

Team Results

Date	Opponent		Score	Att.
11/06/2019	at Oklahoma St.	L	75-80	7319
11/08/2019	Houston Baptist	W	95-81	2159
11/12/2019	at Tulsa	L	67-74	3705
11/15/2019	at Iowa	L	74-87	11021
11/19/2019	Rogers St.	W	73-60	1944
11/23/2019	at Wichita St.	L	59-68	10075
11/25/2019	Southwestern Christ.	W	99-45	1840
12/03/2019	at Creighton	L	60-72	16427
12/08/2019	Haskell	W	95-55	1470
12/14/2019	Central Okla.	W	69-57	1886
12/17/2019	at Chicago St.	W	97-59	407
12/21/2019	Missouri St.	W	82-72	2490



2019-20 Oral Roberts Men's Basketball
Points-rebounds-assists
All games

Opponent	Date	Score	00	1	2	3	5	10	11	12	13	14	21
			OBANOR,KEV	LUFILF,ELI	BURNS,DEON	ABMAS,MAX	JONES,D'MA	KEARNS,SAM	JÜRGENS,CA	FUQUA,R.J.	SAUNDERS,A	WEAVER,DES	LAZENBY,TY
at OSU	11/06/2019	75-80	L	5-2-2	3-6-1	21-4-2	14-1-0	0-0-0	6-6-1	6-9-4	0-1-1		4-2-0
HBU	11/08/2019	95-81	W	4-8-2	9-11-0	21-9-5	20-2-0	DNP	11-2-3	10-4-4	0-1-0	DNP	2-2-1
at Tulsa	11/12/2019	67-74	L	13-11-0	10-8-0	8-4-5	12-2-1	5-2-1	9-3-2	DNP	0-2-3	0-1-0	DNP
at Iowa	11/15/2019	74-87	L	8-9-0	2-3-0	8-5-4	25-0-0	DNP	5-1-2	6-1-5	0-1-0		5-2-1
RS	11/19/2019	73-60	W	31-10-0	10-8-0	2-6-2	11-3-3	2-2-0	0-2-1	DNP	3-5-4	8-4-1	DNP
at WSU	11/23/2019	59-68	L	13-7-0	13-10-0	14-7-2	1-0-2	0-0-0	12-7-3	DNP	DNP	2-1-0	0-0-0
SWC	11/25/2019	99-45	W	9-9-1	7-7-0	17-5-4	18-5-2	6-7-2	9-7-3	DNP		13-2-1	12-6-1
at CU	12/03/2019	60-72	L	4-2-1	8-8-1	10-3-2	5-2-0	2-4-0	7-3-2		3-3-3	0-2-0	0-0-1
Hask	12/08/2019	95-55	W	11-8-1	15-11-0	16-5-5	17-2-3	2-3-0	13-8-2			15-4-2	2-4-1
CentOK	12/14/2019	69-57	W	9-8-1	8-9-1	22-5-4	3-3-1	0-0-0	11-1-1			5-1-1	6-0-1
at CSU	12/17/2019	97-59	W	9-3-1	10-9-1	8-3-3	19-2-2	8-2-1	2-0-3			2-1-3	17-2-1
MSU	12/21/2019	82-72	W	19-12-3	3-6-0	19-2-4	22-3-0	DNP	7-3-1	DNP	0-1-0	DNP	

Opponent	Date	Score	22	23
			LÁCIS,FRAN	NZEKWESI,E
at OSU	11/06/2019	75-80	L	16-13-1
HBU	11/08/2019	95-81	W	0-0-0
at Tulsa	11/12/2019	67-74	L	0-0-0
at Iowa	11/15/2019	74-87	L	1-1-0
RS	11/19/2019	73-60	W	6-5-1
at WSU	11/23/2019	59-68	L	4-2-0
SWC	11/25/2019	99-45	W	8-4-2
at CU	12/03/2019	60-72	L	0-0-0
Hask	12/08/2019	95-55	W	4-6-2
CentOK	12/14/2019	69-57	W	5-3-0
at CSU	12/17/2019	97-59	W	DNP
MSU	12/21/2019	82-72	W	DNP





**2019-20 Oral Roberts Men's Basketball
Team Game-by-Game
All games**

Page 1/1
as of Dec 21, 2019

Opponent	Date	Score	Total		3-Pointers		Free throws		Rebounds											
			FG-FGA	PCT	3FG-FGA	PCT	FT-FTA	PCT	OFF	DEF	TOT	AVG	PF	A	TO	BLK	STL	PTS	AVG	
at Oklahoma St.	11/06/2019	75-80	L	24-71	.338	7-32	.219	20-26	.769	14	32	46	46.0	27	12	17	2	10	75	75.0
Houston Baptist	11/08/2019	95-81	W	34-78	.436	9-29	.310	18-26	.692	17	36	53	49.5	21	17	16	4	10	95	85.0
at Tulsa	11/12/2019	67-74	L	22-67	.328	10-35	.286	13-19	.684	14	24	38	45.7	24	13	12	1	10	67	79.0
at Iowa	11/15/2019	74-87	L	28-65	.431	8-23	.348	10-12	.833	9	25	34	42.8	21	12	12	1	3	74	77.8
Rogers St.	11/19/2019	73-60	W	24-60	.400	10-26	.385	15-24	.625	17	32	49	44.0	10	14	20	1	4	73	76.8
at Wichita St.	11/23/2019	59-68	L	21-65	.323	3-23	.130	14-17	.824	13	23	36	42.7	16	7	9	2	7	59	73.8
Southwestern Christ.	11/25/2019	99-45	W	40-86	.465	12-39	.308	7-12	.583	23	31	54	44.3	9	16	5	2	8	99	77.4
at Creighton	12/03/2019	60-72	L	23-60	.383	4-17	.235	10-17	.588	14	29	43	44.1	14	10	13	1	4	60	75.3
Haskell	12/08/2019	95-55	W	35-70	.500	9-28	.321	16-26	.615	24	30	54	45.2	6	16	11	4	8	95	77.4
Central Okla.	12/14/2019	69-57	W	19-44	.432	8-23	.348	23-29	.793	6	24	30	43.7	15	10	12	7	5	69	76.6
at Chicago St.	12/17/2019	97-59	W	31-57	.544	11-25	.440	24-30	.800	8	23	31	42.5	18	16	9	1	10	97	78.5
Missouri St.	12/21/2019	82-72	W	27-58	.466	6-17	.353	22-26	.846	11	30	41	42.4	14	9	11	2	3	82	78.8
Total		945		328-781	.420	97-317	.306	192-264	.727	170	339	509	42.4	195	152	147	28	82	945	78.8
Opponents		810		294-723	.407	85-270	.315	137-211	.649	120	300	420	35.0	227	155	173	42	62	810	67.5

Oral Roberts Averages

Games Played	Points/game	FG Pct	3FG Pct	FT Pct	Rebounds/game	Assists/game	Turnovers/game	Assist/Turnover ratio	Steals/game	Blocks/game
12	78.8	42.0	30.6	72.7	42.4	12.7	12.3	1.0	6.8	2.3



2019-20 Oral Roberts Men's Basketball
Season/Career Statistics
All games

Page 1/1
 as of Dec 21, 2019

Summary

Player	Season Statistics										Career Statistics									
	GP-GS	MIN/G	FG%	3FG%	FT%	R/G	A/G	STL	BLK	PTS/G	GP-GS	MIN/G	FG%	3FG%	FT%	R/G	A/G	STL	BLK	PTS/G
ABMAS, Max	12-12	27.9	.383	.327	.800	2.1	1.2	12	0	13.9	12-12	27.9	.383	.327	.800	2.1	1.2	12	0	13.9
BURNS, Deondre	12-12	29.9	.428	.233	.795	4.8	3.5	11	0	13.8	12-12	29.9	.428	.233	.795	4.8	3.5	11	0	13.8
FUQUA, R.J.	6-5	29.9	.270	.200	1.000	4.0	3.8	9	0	4.7	33-26	29.5	.339	.299	.788	2.9	3.1	40	3	7.4
JONES, D'Mauria	9-0	7.2	.467	.200	.526	2.2	0.4	5	3	2.8	9-0	7.2	.467	.200	.526	2.2	0.4	5	3	2.8
KEARNS, Sam	12-7	26.6	.349	.295	.875	3.6	2.0	13	1	7.7	70-62	30.6	.387	.358	.822	2.7	3.5	53	5	9.8
LĂCIS, Francis	9-4	15.1	.333	.278	.750	2.3	0.6	0	7	3.1	37-20	17.0	.407	.356	.556	2.6	0.7	15	15	4.3
LAZENBY, Ty	11-0	14.2	.348	.421	.615	2.0	0.8	4	1	4.4	11-0	14.2	.348	.421	.615	2.0	0.8	4	1	4.4
LUFILE, Elijah	12-6	21.1	.571	.000	.619	8.0	0.3	10	1	8.2	12-6	21.1	.571	.000	.619	8.0	0.3	10	1	8.2
NZEKWESI, Emmanuel	7-5	25.4	.573	.500	.706	8.7	0.9	7	4	16.1	95-87	27.3	.485	.272	.676	7.4	1.3	81	61	12.6
OBANOR, Kevin	12-9	23.9	.408	.357	.755	7.4	1.0	7	9	11.3	39-20	23.4	.531	.390	.806	7.4	0.6	11	17	13.8
SAUNDERS, Aidan	12-0	11.1	.459	.200	.800	1.7	0.8	4	2	3.8	44-7	15.7	.360	.254	.688	1.7	1.0	22	7	5.2

Scoring

Player	Season Statistics								Career Statistics							
	FG-FGA	FG%	3FG-3FGA	3FG%	FT-FTA	FT%	PTS	PTS/G	FG-FGA	FG%	3FG-3FGA	3FG%	FT-FTA	FT%	PTS	PTS/G
ABMAS, Max	57-149	.383	33-101	.327	20-25	.800	167	13.9	57-149	.383	33-101	.327	20-25	.800	167	13.9
BURNS, Deondre	62-145	.428	7-30	.233	35-44	.795	166	13.8	62-145	.428	7-30	.233	35-44	.795	166	13.8
FUQUA, R.J.	10-37	.270	4-20	.200	4-4	1.000	28	4.7	85-251	.339	32-107	.299	41-52	.788	243	7.4
JONES, D'Mauria	7-15	.467	1-5	.200	10-19	.526	25	2.8	7-15	.467	1-5	.200	10-19	.526	25	2.8
KEARNS, Sam	30-86	.349	18-61	.295	14-16	.875	92	7.7	229-591	.387	144-402	.358	83-101	.822	685	9.8
LĂCIS, Francis	10-30	.333	5-18	.278	3-4	.750	28	3.1	57-140	.407	36-101	.356	10-18	.556	160	4.3
LAZENBY, Ty	16-46	.348	8-19	.421	8-13	.615	48	4.4	16-46	.348	8-19	.421	8-13	.615	48	4.4
LUFILE, Elijah	36-63	.571	0-0	.000	26-42	.619	98	8.2	36-63	.571	0-0	.000	26-42	.619	98	8.2
NZEKWESI, Emmanuel	43-75	.573	3-6	.500	24-34	.706	113	16.1	482-993	.485	47-173	.272	186-275	.676	1197	12.6
OBANOR, Kevin	40-98	.408	15-42	.357	40-53	.755	135	11.3	173-326	.531	41-105	.390	150-186	.806	537	13.8
SAUNDERS, Aidan	17-37	.459	3-15	.200	8-10	.800	45	3.8	80-222	.360	16-63	.254	53-77	.688	229	5.2

Totals

Player	Season Statistics									Career Statistics								
	O-REB	D-REB	TOTAL	PF	FO	A	TO	A/TO	O-REB	D-REB	TOTAL	PF	FO	A	TO	A/TO		
ABMAS, Max	7	18	25	9	0	14	13	1.1	7	18	25	9	0	14	13	1.1		
BURNS, Deondre	10	48	58	19	1	42	28	1.5	10	48	58	19	1	42	28	1.5		
FUQUA, R.J.	3	21	24	17	0	23	15	1.5	11	85	96	77	2	102	70	1.5		
JONES, D'Mauria	7	13	20	8	0	4	1	4.0	7	13	20	8	0	4	1	4.0		
KEARNS, Sam	2	41	43	20	0	24	17	1.4	24	165	189	170	4	248	137	1.8		
LĂCIS, Francis	8	13	21	13	0	5	5	1.0	26	72	98	61	0	26	32	0.8		
LAZENBY, Ty	6	16	22	20	1	9	14	0.6	6	16	22	20	1	9	14	0.6		
LUFILE, Elijah	50	46	96	27	1	4	11	0.4	50	46	96	27	1	4	11	0.4		
NZEKWESI, Emmanuel	15	46	61	19	1	6	9	0.7	220	483	703	224	4	127	177	0.7		
OBANOR, Kevin	42	47	89	34	2	12	22	0.5	114	176	290	103	4	25	66	0.4		
SAUNDERS, Aidan	2	18	20	9	0	9	8	1.1	14	61	75	40	0	43	50	0.9		

WHAT'S COMING BACK IN 2019-20

CATEGORY	PERCENTAGE RETURNING
Games Started	70.6 (113 of 160)
Min . Played	71.8 (4,617 of 6,427)
Points	78.7 (1,820 of 2,314)
Field Goals Made	76.5 (654 of 854)
3-Pt . FGs Made	91.7 (244 of 340)
Free Throws Made	78.8 (268 of 340)
Rebounds	72.1 (762 of 1,056)
Assists	64.1 (278 of 434)
Steals	77.0 (117 of 152)
Blocks	74.5 (79 of 106)

RETURNING LEADERS

Points per Game	Obanor (14.9)
Field Goals Made	Nzekwesi (161)
Field Goal Pct .	Obanor (.583)
3-Pt . FGs Made	Weaver (77)
3-Pt Pct .	Weaver (.421)
Free Throws Made	Obanor (110)
Free Throw Pct .	Obanor (.827)
Rebounds Per Game	Nzekwesi (8.5)
Assists Per Game	Kearns (3.6)
Blocks Per Game	Nzekwesi, Weaver (0.8)
Steals Per Game	Kearns, Jürgens (0.8)

SQUAD BREAKDOWN

Starters Returning (4)	Lâcis, Kearns, Weaver, Nzekwesi
Starters Lost (1)	Smith
Others Returning (3)	Jürgens, Obanor, Saunders
Returning Redshirts (2)	Fuqua, Jones
Newcomers (4)	Lufile, Burns, Abmas, Lazenby
Freshmen (1)	Abmas
Sophomores (6)	Obanor, Lufile, Jürgens, Fuqua, Weaver, Lâcis
Juniors (1)	Jones
Seniors (5)	Burns, Kearns, Saunders, Lazenby, Nzekwesi



(Entering 2019-20)

WINS BY SUMMIT LEAGUE SCHOOLS SINCE 2001

South Dakota State ²	345
South Dakota State ³	336
North Dakota State ²	328
ORAL ROBERTS ¹	327
Omaha ⁴	316
Denver ⁵	264
Purdue Fort Wayne ²	254
North Dakota ⁶	253
Western Illinois	186

1 - Played in the Southland for two seasons (2012-13, 2013-14)
 2 - Joined the Summit League in 2007 3 - Joined the Summit League in 2011
 4 - Joined the Summit League in 2012 5 - Joined the Summit League in 2013
 6 - Joined the Summit League in 2018



2019-20 ROSTER

NO.	NAME	POS.	HT.	WT.	CL.	HOMETOWN / HIGH SCHOOL / PREVIOUS SCHOOL
0	Kevin Obanor	F	RSo.	6-8	240	Houston, Texas / Mount Zion Christian Acad.
1	Elijah Lufile	F/C	RSo.	6-8	275	Milton, Ontario / Jean Vanier Catholic HS / Midland College
2	Deondre Burns	G	Sr.	6-3	190	Yazoo City, Miss. / Newman Smith HS / Little Rock
3	Max Abmas	G	Fr.	6-1	160	Rockwall, Texas / Jesuit Dallas HS
5	D'Mauria Jones	G	RJr.	6-3	210	Los Angeles, Calif. / Narbonne HS / Antelope Valley College
10	Sam Kearns	G	Sr.	6-1	180	San Antonio, Texas / Clemens HS / North Platte CC
11	Carlos Jürgens	G	So.	6-5	175	Tartu, Estonia / Tartu Art Gymnasium
12	R.J. Fuqua	G	RSo.	5-11	160	Tulsa, Okla. / Booker T. Washington HS
13	Aidan Saunders	G	Sr.	6-4	185	Lithonia, Ga. / Miller Grove HS / Three Rivers College
14	DeShang Weaver	F	So.	6-8	200	Houston, Texas / Cypress Falls HS
21	Ty Lazenby	G	Sr.	6-5	205	Glencoe, Okla. / Glencoe HS / Oklahoma
22	Francis Lâcis	F	So.	6-7	200	Riga, Latvia / Riga Centre Language School
23	Emmanuel Nzekwesi	F	RSr.	6-8	240	Trophy Club, Texas / Byron Nelson HS

HEAD COACH:

Paul Mills









ASST. COACHES:

Solomon Bozeman
 Russell Springmann
 Sam Patterson
 Steve Upshaw
DIR. OF OPERATIONS: John Joslin
ATHLETIC TRAINER: Ashtin Meerpohl
DIR. OF SPORTS PERF: iain Laymon
VIDEO COORDINATOR: Dakota Brasher
GRADUATE ASST.: Chris Dendinger
 Chase Driscoll
 Maverick Harris
 Brady Rath
 Duncan White

PRONUNCIATION GUIDE:

#0 - oh-BAN-er
 #1 - loo-FEE-lay
 #2 - dee-ON-dre
 #3 - ACE-muss
 #5 - duh-MAR-ee-ay
 #11 - YUR-ginz
 #12 - FEW-kway
 #21 - lay-zin-BEE
 #22 - LOT-sis
 #23 - nez-uh-KWAY-zee



RETURNERS		SEASON HIGHS		CAREER HIGHS	
0		Points: 31, vs. Rogers State (11/19/19) Field Goals: 10, vs. Rogers State (11/19/19) 3-pt Made: 5, vs. Rogers State (11/19/19) FT Made: 10, vs. Missouri State (12/21/19) Rebounds: 12, vs. Missouri State (12/21/19) Assists: 3, vs. Missouri State (12/21/19) Steals: 3, at Oklahoma State (11/6/19)	Points: 31 (2x), vs. Rogers State (11/19/19) Field Goals: 10, vs. Rogers State (11/19/19) 3-pt Made: 5, vs. Rogers State (11/19/19) FT Made: 16, vs. South Dakota (11/17/19) Rebounds: 14, at South Dakota (12/10/19) Assists: 3 (2x), vs. Missouri State (12/21/19) Steals: 3, at Oklahoma State (11/6/19)		
10		Points: 13, vs. Haskell (12/8/19) Field Goals: 5, vs. Haskell (12/8/19) 3-pt Made: 3 (3x), vs. Haskell (12/8/19) FT Made: 6, vs. Central Oklahoma (12/14/19) Rebounds: 8, vs. Haskell (12/8/19) Assists: 3 (4x), at Chicago State (12/17/19) Steals: 2 (4x), at Chicago State (12/17/19)	Points: 27, vs. Purdue Fort Wayne (2/2/19) Field Goals: 10, vs. Purdue Fort Wayne (2/2/19) 3-pt Made: 5 (2x), vs. Fort Wayne (1/4/18) FT Made: 6 (2x), vs. Central Oklahoma (12/14/19) Rebounds: 8, vs. Haskell (12/8/19) Assists: 9, at South Dakota (1/17/18) Steals: 4, at Omaha (12/30/18)		
11		Points: _____ Field Goals: _____ 3-pt Made: _____ FT Made: _____ Rebounds: _____ Assists: _____ Steals: _____	Points: 15, vs. Ecclesia (11/19/18) Field Goals: 6, vs. South Dakota (1/17/19) 3-pt Made: 4 (2x), at South Dakota State (1/12/19) FT Made: 2, at Western Illinois (2/23/19) Rebounds: 6, vs. Ecclesia (11/19/18) Assists: 5 (2x), at South Dakota State (1/12/19) Steals: 3 (2x), vs. South Dakota (1/17/19)		
12		Points: 10, vs. Houston Baptist (11/8/19) Field Goals: 3 (2x), at Iowa (11/15/19) 3-pt Made: 2, vs. Houston Baptist (11/8/19) FT Made: 2 (2x), vs. Houston Baptist (11/8/19) Rebounds: 9, at Oklahoma State (11/6/19) Assists: 5, at Iowa (11/15/19) Steals: 3, at Oklahoma State (11/6/19)	Points: 19, at Arkansas (12/19/17) Field Goals: 7, at Arkansas (12/19/17) 3-pt Made: 4, at Arkansas (12/19/17) FT Made: 6, at Western Illinois (1/6/18) Rebounds: 9, at Oklahoma State (11/6/19) Assists: 8, vs. Omaha (12/30/17) Steals: 9, vs. Avila (11/10/17)		
13		Points: 15, vs. Haskell (12/8/19) Field Goals: 6, vs. Haskell (12/8/19) 3-pt Made: 1 (3x), vs. Central Oklahoma (12/14/19) FT Made: 2 (4x), vs. Haskell (12/8/19) Rebounds: 4 (2x), vs. Haskell (12/8/19) Assists: 3, at Chicago State (12/17/19) Steals: 2, vs. Southwestern Christian (11/25/19)	Points: 15 (3x), vs. Haskell (12/8/19) Field Goals: 6 (2x), vs. Haskell (12/8/19) 3-pt Made: 3, at Richmond (12/15/18) FT Made: 7, vs. James Madison (11/25/18) Rebounds: 5, at Missouri (12/7/18) Assists: 4 (3x), at SMU (12/2/18) Steals: 3 (2x), vs. Ecclesia (11/19/18)		
14		Points: _____ Field Goals: _____ 3-pt Made: _____ FT Made: _____ Rebounds: _____ Assists: _____ Steals: _____	Points: 24, vs. South Dakota (1/17/19) Field Goals: 8, vs. South Dakota (1/17/19) 3-pt Made: 7, at Omaha (12/30/18) FT Made: 7, vs. Ecclesia (11/19/18) Rebounds: 6 (2x), at South Dakota State (1/12/19) Assists: 3 (2x), at Denver (1/20/19) Steals: 2 (4x), vs. Denver (2/7/19)		
22		Points: 8, vs. Southwestern Christian (11/25/19) Field Goals: 3, vs. Southwestern Christian (11/25/19) 3-pt Made: 2 (2x), vs. Southwestern Christian (11/25/19) FT Made: 2, vs. Central Oklahoma (12/14/19) Rebounds: 6, vs. Haskell (12/8/19) Assists: 2 (2x), vs. Haskell (12/8/19) Steals: _____	Points: 15, at Denver (1/20/19) Field Goals: 5, at Denver (1/20/19) 3-pt Made: 5, at Denver (1/20/19) FT Made: 3, vs. Omaha (2/28/19) Rebounds: 17, vs. Ecclesia (11/19/18) Assists: 3, vs. South Dakota State (1/31/19) Steals: 4, vs. Ecclesia (11/19/18)		
23		Points: 22, at Chicago State (12/17/19) Field Goals: 9, at Chicago State (12/17/19) 3-pt Made: 1 (3x), at Creighton (12/3/19) FT Made: 8, at Oklahoma State (11/6/19) Rebounds: 13, at Oklahoma State (11/6/19) Assists: 2, vs. Houston Baptist (11/8/19) Steals: 3, vs. Houston Baptist (11/8/19)	Points: 34, vs. North Dakota (1/3/19) Field Goals: 13, vs. North Dakota (1/3/19) 3-pt Made: 2 (9x), at Western Illinois (2/23/19) FT Made: 9, at North Dakota State (1/13/18) Rebounds: 18, at South Dakota State (1/12/19) Assists: 6, vs. Fort Wayne (1/4/18) Steals: 3 (10x), vs. Houston Baptist (11/8/19)		

NEWCOMERS		SEASON HIGHS		SEASON HIGHS	
1		Points: 15, vs. Haskell (12/8/19) Field Goals: 5 (2x), vs. Haskell (12/8/19) 3-pt Made: _____ FT Made: 5, vs. Haskell (12/8/19) Rebounds: 11 (2x), vs. Haskell (12/8/19) Assists: 1 (4x), at Chicago State (12/17/19) Steals: 3, at Creighton (12/3/19)	Points: 22, vs. Central Oklahoma (12/14/19) Field Goals: 8 (3x), vs. Central Oklahoma (12/14/19) 3-pt Made: 3, vs. Central Oklahoma (12/14/19) FT Made: 6, at Chicago State (12/17/19) Rebounds: 9, vs. Houston Baptist (11/8/19) Assists: 5 (3x), vs. Haskell (12/8/19) Steals: 2 (4x), at Chicago State (12/17/19)		
3		Points: 25, at Iowa (11/15/19) Field Goals: 9, at Iowa (11/15/19) 3-pt Made: 6, vs. Houston Baptist (11/8/19) FT Made: 4, vs. Missouri State (12/21/19) Rebounds: 5, vs. Southwestern Christian (11/25/19) Assists: 3 (2x), vs. Haskell (12/8/19) Steals: 4, at Chicago State (12/17/19)	Points: 8, at Chicago State (12/17/19) Field Goals: 3, vs. Southwestern Christian (11/25/19) 3-pt Made: 1, at Tulsa (11/12/19) FT Made: 6, at Chicago State (12/17/19) Rebounds: 7, vs. Southwestern Christian (11/25/19) Assists: 2, vs. Southwestern Christian (11/25/19) Steals: 3, vs. Southwestern Christian (11/25/19)		
21		Points: 17, at Chicago State (12/17/19) Field Goals: 5 (2x), at Chicago State (12/17/19) 3-pt Made: 5, at Chicago State (12/17/19) FT Made: 4, vs. Central Oklahoma (12/14/19) Rebounds: 6, vs. Southwestern Christian (11/25/19) Assists: 2, vs. Rogers State (11/19/19) Steals: 2, vs. Southwestern Christian (11/25/19)	Points: 5, at Chicago State (12/17/19) Field Goals: 4, vs. Central Oklahoma (12/14/19) 3-pt Made: _____ FT Made: _____ Rebounds: _____ Assists: _____ Steals: _____		

TEAM		SEASON HIGHS		SEASON LOWS	
Points: 99, vs. Southwestern Christian (11/25/19) Field Goals: 40, vs. Southwestern Christian (11/25/19) 3-pt Made: 12, vs. Southwestern Christian (11/25/19) FT Made: 24, at Chicago State (12/17/19) Rebounds: 54 (2x), vs. Haskell (12/8/19) Assists: 17, vs. Houston Baptist (11/8/19) Steals: 10 (4x), at Chicago State (12/17/19) Blocks: 7, vs. Central Oklahoma (12/14/19) Turnovers: 20, vs. Rogers State (11/19/19)	Points: 59, at Wichita State (11/23/19) Field Goals: 19, vs. Central Oklahoma (12/14/19) 3-pt Made: 3, at Wichita State (11/23/19) FT Made: 7, vs. Southwestern Christian (11/25/19) Rebounds: 30, vs. Central Oklahoma (12/14/19) Assists: 7, at Wichita State (11/23/19) Steals: 3 (2x), vs. Missouri State (12/21/19) Blocks: 1 (5x), at Chicago State (12/17/19) Turnovers: 5, vs. Southwestern Christian (11/25/19)				



Kevin OBANOR
R-So. | F | 6-8 | 240
Houston, Texas | Mt. Zion



Elijah LUFILE
R-So. | F/C | 6-8 | 275
Milton, Ontario | Midland College



Deondre BURNS
Sr. | G | 6-3 | 190
Yazoo City, Miss. | Little Rock



Max ABMAS
Fr. | G | 6-1 | 160
Rockwall, Texas | Jesuit Dallas



D'Mauria JONES
R-Jr. | G | 6-3 | 210
Los Angeles, Calif. | Antelope Valley



Sam KEARNS
Sr. | G | 6-1 | 180
San Antonio, Texas | North Platte



Carlos JÜRGENS
So. | G | 6-5 | 175
Tartu, Estonia | Tartu Art Gymnasium



R.J. FUQUA
R-So. | G | 5-11 | 160
Tulsa, Okla. | Booker T. Washington



Aidan SAUNDERS
Sr. | G | 6-4 | 185
Lithonia, Ga. | Three Rivers



DeShang WEAVER
So. | F | 6-8 | 200
Houston, Texas | Cypress Falls



Ty LAZENBY
Sr. | G | 6-5 | 205
Glencoe, Okla. | Oklahoma



Francis LĀCIS
So. | F | 6-7 | 200
Riga, Latvia | Riga Centre



Emmanuel NZEKWESI
R-Sr. | F | 6-8 | 240
Trophy Club, Texas | Byron Nelson
@ORUMBB / #ORUMBB



Paul MILLS
Head Coach
3rd Season



Solomon BOZEMAN
Assistant Coach
2nd Season



Russell SPRINGMANN
Assistant Coach
2nd Season



Sam PATTERSON
Assistant Coach
3rd Season