

BYU BASKETBALL

Kyle Chilton, BYU Athletic Communications | O: 801-422-4909 | C: 801-372-2080 | kyle_chilton@byu.edu | 30 Smith Fieldhouse | Provo, UT | 84602

BYU 2018-19 SCHEDULE

| | | | | |
|-------|-----|------------------------|---------------|------------|
| O24 | Wed | Saint Martin's (Exh) | BYUtv | W, 92-71 |
| N1 | Thu | Westminster (Exh) | BYUtv | W, 72-43 |
| N6 | Tue | at Nevada | CBS SN | L, 70-86 |
| N9 | Fri | Utah Valley% | BYUtv | W, 75-65 |
| N13 | Tue | Northwestern State@ | BYUtv | W, 82-57 |
| N15 | Thu | Oral Roberts | BYUtv | W, 85-65 |
| N17 | Sat | Alabama A&M@ | BYUtv | W, 91-60 |
| N21 | Wed | Rice@ | BYUtv | W, 105-78 |
| N24 | Sat | Houston@ | BYUtv | L, 62-76 |
| N28 | Wed | at Illinois State (OT) | ESPN+ | L, 89-92 |
| D1 | Sat | at Weber State | KJZZ | L, 103-113 |
| D5 | Wed | Utah State | BYUtv | W, 95-80 |
| D8 | Sat | vs. Utah ^ | ESPNW | W, 74-59 |
| D12 | Wed | Portland State | BYUtv | W, 85-66 |
| D15 | Sat | vs. UNLV (OT)# | ESPN3 | L, 90-92 |
| D22 | Sat | at San Diego State | CBS SN | L, 81-90 |
| D29 | Sat | at Mississippi State | ESPNU | L, 81-103 |
| J3 | Thu | at Pacific* | ESPNU | W, 90-87 |
| J5 | Sat | at Saint Mary's* | ESPN2 | 8 pm |
| J10 | Thu | Portland* | BYUtv | 7 pm |
| J12 | Sat | Santa Clara* | BYUtv | 7 pm |
| J17 | Thu | at Pepperdine* | ESPNU | 8 pm |
| J19 | Sat | at San Francisco* | NBC Bay Area | 8 pm |
| J24 | Thu | Saint Mary's* | ESPN Networks | 9 pm |
| J31 | Thu | Gonzaga* | ESPN Networks | 9 pm |
| F2 | Sat | Loyola Marymount* | BYUtv | 7 pm |
| F7 | Thu | at Portland* | ESPN Networks | 8 pm |
| F9 | Sat | Pacific* | BYUtv | 7 pm |
| F14 | Thu | at San Diego* | Spectrum SN | 7 pm |
| F16 | Sat | at Loyola Marymount* | Spectrum SN | 1 pm |
| F21 | Thu | San Francisco* | BYUtv | 7 pm |
| F23 | Sat | at Gonzaga* | ESPN Networks | 7 pm |
| M2 | Sat | San Diego* | BYUtv | 7 pm |
| M7-12 | | WCC Championships | BYUtv/ESPN | |

% UCCU Crosstown Clash
 @ Men Against Breast Cancer Cougar Cup
 ^ Beehive Classic/Deseret Duel at Vivint Smart Home Arena
 # Neon Hoops Showcase at T-Mobile Arena
 * WCC Game
 All times local to site

SOCIAL MEDIA

Website: www.BYUcougars.com
 Facebook: [/BYUbasketball](https://www.facebook.com/BYUbasketball) | [/BYUcougars](https://www.facebook.com/BYUcougars)
 Twitter: [@BYUbasketball](https://twitter.com/BYUbasketball) | [@BYUcougars](https://twitter.com/BYUcougars)
 Instagram: [BYUcougars](https://www.instagram.com/BYUcougars)
 Hashtags: [#BYUhoops](https://twitter.com/BYUhoops) [#GoCougs](https://twitter.com/GoCougs)

Follow [@BYUgamenotes](https://twitter.com/BYUgamenotes) on Twitter for in-game Cougar achievements, milestones and notes.



Saint Mary's (9-7, 0-1 WCC) GAELS

Head Coach Randy Bennett
 Alma Mater..... UC San Diego, 1986
 Career Record..... 401-169 (17th)
 Record at Saint Mary's..... Same

GAME INFORMATION

TV.....ESPN2
 TV Talent..... Dave Feldman (play-by-play)
Adrian Branch (analyst)
 Live Video..... WatchESPN.com
 Radio.....BYU Sports Network
 ..BYU Radio - Sirius XM 143, KSL 102.7 FM/1160 AM
 Radio Talent..... Greg Wrubell (play-by-play)
Mark Durrant (analyst)
 Live Stats.....BYUcougars.com

SERIES INFORMATION

Series Record.....Series tied 13-13
 Last Meeting.....BYU won 85-72, 03/05/18
 H/A/N.....9-5/2-7/2-1



BYU (9-7, 1-0 WCC) COUGARS

Head Coach..... Dave Rose
 Alma Mater..... Houston, 1983
 Career Record..... 338-129 (14th)
 Record at BYU..... Same

BYU STORYLINES

- At Pacific, junior guard Jahshire Hardnett came off the bench for the first time this season and totaled 17 points – including 14 in the second half. He hit 4 of 4 from the free-throw line in the final 47 seconds to help the Cougars hold off the Tigers and claim their first road win of the season.
- Junior guard TJ Haws posted game highs of 24 points and six assists at Pacific. He hit 6 of 12 from the field and 4 of 8 from 3-point range. Over the last seven games, Haws is averaging 20.4 points and 5.1 assists while shooting 52.3 percent from the field, 46.2 percent from 3 and 85.4 percent from the FT line.
- BYU opened the Pacific game hitting 10 of 11 from the field and 5 of 6 from 3 for a 26-10 lead. The Cougars hit nine 3s in the first half, a season high for either half.

BYU'S PROJECTED STARTING LINEUP (BASED ON PREVIOUS GAME)



#30 | TJ Haws
 Guard
 6-4 | 170 | Jr.
 Alpine, Utah
 Lone Peak HS

| GP/GS | MPG | Pts | Reb | Ast | Stl | FG% | 3PT% | FT% |
|-------|------|------|-----|-----|-----|------|------|------|
| 16/16 | 33.6 | 17.7 | 4.1 | 5.1 | 1.1 | .484 | .393 | .853 |

Notes: A team captain ... leads the team in assists, 3-point field goals, 3-point FG percentage and FT percentage ... scored a career-high 30 points vs. Portland State ... had 25 points and 6 3-point field goals vs. Houston ... has led the team in assists in all but two games ... has a 2.53:1 assist to TO ratio ... reached 1,000 career points at Illinois State



#24 | McKay Cannon
 Guard
 6-0 | 185 | Sr.
 Shelley, Idaho
 Weber State

| GP/GS | MPG | Pts | Reb | Ast | Stl | FG% | 3PT% | FT% |
|-------|------|-----|-----|-----|-----|------|------|------|
| 16/2 | 12.8 | 2.5 | 1.1 | 1.1 | 0.3 | .429 | .318 | .600 |

Notes: Has season highs of 8 points, 3 rebounds, 3 assists and 2 3-point field goals ... played a season-high 22 minutes at Pacific, his second start of the season, and hit a pair of 3-pointers ... in 2017-18 posted season highs of 17 points, 4 rebounds, 6 assists and 4 steals



#23 | Yoeli Childs
 Forward
 6-8 | 225 | Jr.
 South Jordan, Utah
 Bingham HS

| GP/GS | MPG | Pts | Reb | Ast | Blk | FG% | 3PT% | FT% |
|-------|------|------|------|-----|-----|------|------|------|
| 16/16 | 32.7 | 21.7 | 10.2 | 2.6 | 1.1 | .543 | .289 | .727 |

Notes: Named the Dec. 10 WCC and NCAA March Madness Player of the Week ... is 19th in the nation in scoring, 17th rebounding, fifth in double-doubles ... has nine double-doubles, nine 20-point games ... scored 31 points in three-straight games ... a candidate for the Karl Malone Award ... named to the 2018-19 All-WCC Preseason Team ... became the 51st Cougar to reach 1,000 career points



#44 | Connor Harding
 Guard
 6-6 | 185 | Fr.
 Pocatello, Idaho
 Highland HS

| GP/GS | MPG | Pts | Reb | Ast | Stl | FG% | 3PT% | FT% |
|-------|------|-----|-----|-----|-----|------|------|------|
| 16/6 | 20.9 | 7.6 | 3.7 | 1.4 | 0.4 | .506 | .310 | .647 |

Notes: Made his first collegiate start against Utah and totaled 5 points and 5 rebounds ... has season highs of 14 points, seven rebounds, three assists, two blocks and two steals ... has scored in double figures four times ... led Highland High School to the 2016 5A state title in Idaho ... was the 2015-16 USA Today Idaho Player of the Year and Idaho Gatorade Player of the Year



#41 | Luke Worthington
 Forward
 6-10 | 235 | Sr.
 Mequon, Wisconsin
 Homestead HS

| GP/GS | MPG | Pts | Reb | Ast | Stl | FG% | 3PT% | FT% |
|-------|------|-----|-----|-----|-----|------|------|------|
| 16/2 | 10.1 | 3.4 | 2.4 | 0.2 | 0.4 | .563 | .000 | .692 |

Notes: A team captain ... averaging 9.0 points and 4.7 rebounds over the last three games ... has season highs of 11 points, 6 rebounds and 2 steals ... in 2017-18 was a team captain and earned WCC All-Academic Honorable Mention and received Bronze Honors on the WCC Commissioner's Honor Roll ... was named to the NABC Honors Court

OFF THE BYU BENCH

| No. | Name | Pos. | Ht. | Wt. | Yr. | Pts. | Reb. | Hometown (Previous School) | Notes |
|-----|-------------------|------|-----|-----|-----|------|------|---|--|
| 0 | Jahshire Hardnett | G | 6-0 | 185 | Jr. | 11.6 | 2.3 | Gulfport, Mississippi (Chipola College) | Scored 17 points and hit a career-best 8 of 9 free throws at Pacific |
| 1 | Ryland Bergersen | G | 6-6 | 200 | So. | 3.1 | 1.4 | Boise, Idaho (Link Year) | Posted 6 points, 2 rebounds and 2 assists at San Diego State |
| 2 | Zac Seljaas | G | 6-7 | 215 | Jr. | 7.9 | 3.4 | Bountiful, Utah (Bountiful HS) | Scored 5 points off the bench at Pacific ... has hit a 3 in 14 of 16 games |
| 4 | Nick Emery | G | 6-2 | 185 | Jr. | 5.6 | 1.7 | Alpine, Utah (Lone Peak HS) | Season highs of 11 points, 3 3-pointers, 4 rebounds, 6 assists and 2 steals |
| 10 | Jesse Wade | G | 6-1 | 175 | So. | — | — | Kaysville, Utah (Gonzaga) | Sitting out 2018-19 due to NCAA transfer rules |
| 13 | Taylor Maughan | G | 6-4 | 200 | Jr. | 0.0 | 0.3 | Fullerton, California (BYU-Hawaii) | Saw his first action in a BYU uniform against Northwestern State |
| 21 | Evan Troy | G | 6-5 | 180 | Jr. | 0.3 | 0.6 | Longview, Washington (Mark Morris HS) | Saw game action for the first time this season against Northwestern State |
| 25 | Gavin Baxter | F | 6-9 | 210 | Fr. | 1.7 | 1.5 | Provo, Utah (Timpvieview HS) | Hit 4 of 4 from the field for a career-best 8 points at Illinois State |
| 33 | Dalton Nixon | F | 6-7 | 215 | Jr. | 5.0 | 3.7 | Orem, Utah (Orem HS) | Has started eight games ... shooting 48.3% from the field, 72.0% from the line |
| 40 | Kolby Lee | F | 6-9 | 260 | Fr. | 1.6 | 1.1 | Meridian, Idaho (Rocky Mountain HS) | Tied his career high with 5 points at San Diego State and his first career 3 |

Career Highlights

- 338-129 overall record (second all-time at BYU in wins) for a BYU record .724 winning percentage
- Eighth among active coaches in the NCAA in career winning percentage
- Reached 300 career victories in his 407th game as a head coach, tied for 25th fastest in NCAA history
- Reached 200 career victories in his 259th game as a head coach, 15th fastest in NCAA history
- With 329 victories through 13 seasons is sixth all-time for best career starts by wins in NCAA history
- With 305 victories through 12 seasons is sixth all-time for best career starts by wins in NCAA history
- With 283 victories through 11 seasons is tied for fifth all-time for best career starts by wins in NCAA history
- With 257 victories through 10 seasons is sixth all-time for best career starts by wins in NCAA history
- With 232 victories through nine seasons is fifth all-time for best career starts by wins in NCAA history
- With 209 victories through first eight seasons is fourth all-time for best career starts by wins in NCAA history
- With 185 victories through first seven seasons is fourth all-time for best career starts by wins in NCAA history
- Streak of 13-consecutive 20-win seasons is tied for sixth all-time in NCAA history and the fifth longest current streak
- Four Mountain West Conference regular season titles, a BYU record
- Three-time MWC Coach of the Year (2006, 2007, 2011)
- Two-time USBWA District VIII Coach of the Year (2006, 2011)
- Naismith Coach of the Year Finalist (2011)
- Honorable Mention for National Coach of the Year by Scout.com (2006)
- Eight trips to the NCAA tournament (a BYU record), including six-consecutive trips from 2007 to 2012 (a BYU record) and back-to-back appearances in 2014 and 2015
- Six-consecutive 25-win seasons (2006-11), 13-consecutive 20-win seasons and 13-straight trips to the postseason (NCAA or NIT), all BYU records
- Holds top two spots for wins in a season in BYU history with 32 in 2010-11 and 30 in 2009-10
- Took BYU to the Sweet 16 in 2011 for the first time since 1981
- Coached Jimmer Fredette, the 2011 Consensus National Player of the Year
- Coached five conference players of the year (Keena Young, Lee Cummond, Jimmer Fredette, Tyler Haws, Kyle Collinsworth)
- Inducted into the Dixie State Athletics Hall of Fame on Sept. 14, 2013



Coaching Experience

- BYU Head Coach (2005-present)
- BYU Associate Head Coach (2000-2005)
- BYU Assistant Coach (1997-2000)
- Dixie State Head Coach (1990-1997)
- Dixie State Assistant Coach (1987-1990)
- Assistant coach at Pine View High School (1986-1987)
- Head coach at Millard High School (1983-1986)

Service

- Won the 2018 ESPN INFINITI Coaches' Charity Challenge to raise more than \$100,000 for the BYU Simmons Center for Cancer Research, which created the David and Cheryl Rose Family Student Cancer Research Endowment, a fellowship for BYU students conducting cancer research
- A member of the National Coaches vs. Cancer Council
- NABC Game Pillar Award for Service in 2008
- 63rd recipient of the Dale Rex Memorial Award
- Honorary Chair of the Mac's Gift Children's Cancer Foundation
- Lobbied before Congress for more funding for cancer research in September 2010

Education

- Houston (1983, B.A.)

Playing Career

- Played baseball and basketball at Dixie State College
- Played for Houston from 1980-83 (played in 1980-81 and 82-83, redshirted in 1981-82)
- Co-captain on the famous "Phi Slama Jama" team that featured Hakeem (then Akeem) Olajuwon and Clyde Drexler
- Helped Houston achieve a No. 1 ranking and reach the national championship game in 1983

Mission

- Manchester England (1977-79)

Personal/Family

- Wife: Cheryl
- Children: Daughter Chanell and husband Brock Reichner, son Garrett and wife Brooke, daughter Taylor and husband William
- Dave and Cheryl Rose have eight grandchildren

ROSE'S BYU COACHING LEDGER

| Season | Overall | Pct. | Home | Pct. | Away | Pct. | Neutral | Pct. | Conf. | Pct. | Tourney | NCAA/NIT |
|---------------|----------------|-------------|---------------|-------------|--------------|-------------|--------------|-------------|---------------|-------------|--------------|--------------|
| 05-06 | 20-9 | .690 | 14-1 | .933 | 5-7 | .417 | 1-1 | .500 | 12-4 | .750 | 0-1 | 0-1 NIT |
| 06-07 | 25-9 | .735 | 17-0 | 1.000 | 6-7 | .462 | 2-2 | .500 | 13-3 | .813 | 2-1 | 0-1 NCAA |
| 07-08 | 27-8 | .771 | 16-0 | 1.000 | 8-5 | .615 | 3-3 | .500 | 14-2 | .875 | 2-1 | 0-1 NCAA |
| 08-09 | 25-8 | .758 | 14-2 | .875 | 9-3 | .750 | 2-3 | .400 | 12-4 | .750 | 1-1 | 0-1 NCAA |
| 09-10 | 30-6 | .833 | 15-1 | .938 | 10-4 | .714 | 5-1 | .833 | 13-3 | .813 | 1-1 | 1-1 NCAA |
| 10-11 | 32-5 | .865 | 13-1 | .929 | 10-1 | .909 | 9-3 | .750 | 14-2 | .875 | 2-1 | 2-1 NCAA |
| 11-12 | 26-9 | .743 | 13-3 | .813 | 8-3 | .727 | 5-3 | .625 | 12-4 | .750 | 1-1 | 1-1 NCAA |
| 12-13 | 24-12 | .667 | 15-3 | .833 | 7-5 | .583 | 2-4 | .333 | 10-6 | .625 | 0-1 | 3-1 NIT |
| 13-14 | 23-12 | .657 | 14-1 | .933 | 5-8 | .385 | 4-3 | .571 | 13-5 | .722 | 2-1 | 0-1 NCAA |
| 14-15 | 25-10 | .714 | 13-3 | .813 | 8-3 | .727 | 4-4 | .500 | 13-5 | .722 | 2-1 | 0-1 NCAA |
| 15-16 | 26-11 | .703 | 16-2 | .889 | 6-6 | .500 | 4-3 | .571 | 13-5 | .722 | 1-1 | 3-1 NIT |
| 16-17 | 22-12 | .647 | 14-4 | .778 | 5-4 | .556 | 3-4 | .429 | 12-6 | .667 | 1-1 | 0-1 NIT |
| 17-18 | 24-11 | .686 | 13-3 | .813 | 7-6 | .538 | 4-2 | .667 | 11-7 | .611 | 2-1 | 0-1 NIT |
| 18-19 | 9-7 | .563 | 7-1 | .875 | 1-5 | .167 | 1-1 | .500 | 1-0 | 1.000 | — | — |
| Totals | 338-129 | .724 | 194-25 | .886 | 95-67 | .586 | 49-37 | .570 | 163-56 | .744 | 18-13 | 10-13 |

CURRENT MOST CONSECUTIVE DIVISION I 20-WIN SEASONS

| Coach, School | Years | No. |
|------------------------------------|-----------|-----|
| Mike Krzyzewski, Duke | 1997-2018 | 22 |
| Bill Self, Tulsa, Illinois, Kansas | 1999-2018 | 20 |
| Mark Few, Gonzaga | 2000-2018 | 19 |
| Roy Williams, North Carolina | 2005-2018 | 14 |
| Dave Rose, BYU | 2006-2018 | 13 |

BEST CAREER STARTS BY WINS, 13 SEASONS

| Coach, School | Date | W | L | Pct. |
|---------------------------------------|---------|-----|-----|------|
| Roy Williams, Kansas | 1989-01 | 355 | 89 | .800 |
| Thad Matta, Butler, Xavier, OSU | 2001-13 | 352 | 104 | .772 |
| Mark Few, Gonzaga | 2000-12 | 342 | 90 | .792 |
| Sean Miller, Xavier, Arizona | 2005-17 | 340 | 113 | .751 |
| Jamie Dixon, Pittsburgh | 2004-16 | 328 | 123 | .727 |
| Dave Rose, BYU | 2006-18 | 329 | 122 | .729 |
| Everett Case, NC State | 1947-59 | 320 | 81 | .798 |
| Denny Crum, Louisville | 1972-84 | 319 | 89 | .782 |
| Jim Boeheim, Syracuse | 1977-89 | 317 | 101 | .758 |
| Tubby Smith, Tulsa, Georgia, Kentucky | 1992-04 | 315 | 114 | .734 |

ROSE'S MILESTONE VICTORIES

| Win | Date | Opponent | Score | Record |
|-----|----------|----------------------|------------|----------------|
| 25 | 12/06/06 | San Jose State | 81-69 | 25-11 (.694) |
| 50 | 11/23/07 | vs. No. 6 Louisville | 78-76 | 50-18 (.735) |
| 75 | 11/20/08 | North Florida | 74-41 | 75-26 (.743) |
| 100 | 11/20/09 | at Hawaii | 83-65 | 100-34 (.746) |
| 125 | 03/06/10 | at TCU | 107-77 | 125-38 (.767) |
| 150 | 02/09/11 | at Air Force | 90-52 | 150-42 (.781) |
| 175 | 01/16/12 | at San Diego | 82-63 | 175-49 (.781) |
| 200 | 01/19/13 | San Diego | 74-57 | 200-59 (.772) |
| 225 | 02/06/14 | Santa Clara | 89-76 | 225-75 (.750) |
| 250 | 02/07/15 | at Loyola Marymount | 87-68 | 250-86 (.744) |
| 275 | 02/11/16 | at San Francisco | 114-89 | 275-96 (.741) |
| 300 | 02/04/17 | Portland | 73-62 | 300-107 (.737) |
| 325 | 02/10/18 | San Francisco | 75-73 (OT) | 325-118 (.734) |

BYU VS. SAINT MARY'S

Overall Series Record: Series tied 13-13
 BYU Record in Provo: 9-5
 BYU Record at Saint Mary's: 2-7
 BYU Record at Neutral Sites: 2-1
 BYU Record Under Dave Rose: 6-10

Last 10 games vs. Saint Mary's

| | | | |
|----------|--------------------|-------|---|
| 03/05/18 | Las Vegas* | 85-72 | W |
| 01/25/17 | Moraga, California | 62-75 | L |
| 12/30/17 | Provo, Utah (OT) | 64-74 | L |
| 03/06/17 | Las Vegas* | 50-81 | L |
| 02/18/17 | Provo, Utah | 57-70 | L |
| 01/05/17 | Moraga, California | 68-81 | L |
| 02/04/16 | Provo, Utah | 70-59 | W |
| 12/31/15 | Moraga, California | 74-85 | L |
| 02/12/15 | Provo, Utah | 82-60 | W |
| 01/17/15 | Moraga, California | 77-82 | L |

Saint Mary's projected starting lineup

| No. | Name | Ht. | Pos. | Ppg | Rpg |
|-----|---------------|------|------|------|-----|
| 24 | Malik Fitts | 6-8 | F | 14.3 | 8.3 |
| 42 | Dan Fotu | 6-7 | F | 4.2 | 3.8 |
| 1 | Jordan Hunter | 6-10 | C | 10.1 | 5.9 |
| 3 | Jordan Ford | 6-1 | G | 22.8 | 2.6 |
| 12 | Tommy Kuhse | 6-2 | G | 4.8 | 1.9 |

Saint Mary's last game

L, 72-76 at San Francisco, 01/03/19

| BYU | CATEGORY | SMC |
|----------|-------------|----------|
| 9-7, 1-0 | W-L | 9-7, 0-1 |
| 4-6 | Last 10 | 6-4 |
| 2-3 | Last 5 | 3-2 |
| 84.9 | PPG | 77.0 |
| 79.3 | Opp PPG | 66.6 |
| +5.6 | Margin | +10.4 |
| .480 | FG% | .488 |
| .423 | FG% Def | .437 |
| .314 | 3FG% | .390 |
| 7.3 | 3FG/Game | 8.0 |
| .355 | Opp 3FG% | .310 |
| .738 | FT% | .742 |
| 38.1 | RPG | 34.7 |
| 38.4 | Opp RPG | 30.5 |
| -0.3 | Margin | +4.2 |
| 16.4 | Assist/Game | 11.8 |
| 11.4 | TO/Game | 10.3 |
| 12.8 | Opp TO/Game | 11.2 |
| +1.4 | Margin | +0.9 |
| 6.1 | Steals/Game | 6.5 |
| 3.1 | Blocks/Game | 2.1 |

BY THE NUMBERS

- 2** Since joining the WCC in 2011, the Cougars have had two players on the All-WCC First Team each year, including Yoeli Childs and Elijah Bryant in 2017-18.
- 2** The number of teams in BYU history that have featured three players with 1,000-plus points each while playing together. Yoeli Childs, TJ Haws and Nick Emery have played seven games together as 1,000-point scorers. The 1979-80 team played the final four games with Danny Ainge, Alan Taylor and Scott Runia as 1,000-point scorers.
- 13** The number of consecutive seasons BYU has won at least 20 games and reached the postseason. Both streaks are program records.
- 24** The number of career 20-point games for Yoeli Childs, including nine this season.
- 29** The number of career double-doubles for junior forward Yoeli Childs. He had five as a freshman, 15 as a sophomore in 2017-18 and has nine in 2018-19.
- 338** Dave Rose (2005 to present) is second all-time in BYU basketball history with 338 career victories, behind only the great Stan Watts, who coached the Cougars to 371 wins from 1949 to 1972 and was inducted into the Naismith Memorial Basketball Hall of Fame in 1986. Including his record at Dixie, Rose has 505 career wins as a head coach.
- 1,071** The number of career points for junior guard Nick Emery. He became the 50th player in BYU history to reach 1,000 career points and is currently 48th all-time in program history.
- 1,163** The number of career points for junior guard TJ Haws. He became the 52nd Cougar to reach 1,000 career points when he had 22 at Illinois State. Haws is currently 34th all-time.
- 1,277** The number of career points for junior forward Yoeli Childs. He became the 51st Cougar in program history to reach 1,000 career points when he totaled 24 vs. Oral Roberts. Childs is currently 25th all-time in BYU history.

THE BASKETBALL HALL OF FAME: HOOPHALL AWARDS

BYU junior forward Yoeli Childs is a preseason candidate for the 2019 Karl Malone Power Forward of the Year Award, presented by the Naismith Memorial Basketball Hall of Fame. So far he is averaging 21.7 points and 10.2 rebounds and has nine double-doubles in 2018-19. Childs earned first-team All-WCC honors in 2017-18 while averaging 17.8 points, 8.6 rebounds and 1.8 blocks. The South Jordan, Utah, native also registered 15 double-doubles and shot 54.1 percent from the field.

PLAYER OF THE WEEK HONORS

BYU junior forward Yoeli Childs was named the Dec. 10 West Coast Conference Player of the Week and the NCAA March Madness Player of the Week. Childs led BYU to a pair of wins against in-state foes while averaging 31.0 points, 9.0 rebounds and 2.5 steals. For the week, Childs shot 70.6 percent from the field and 92.3 percent from the free-throw line.

LAST TIME VS. SAINT MARY'S - COUGARS DEFEAT GAELS IN WCC CHAMPIONSHIPS

LAS VEGAS - Yoeli Childs and Elijah Bryant led the BYU men's basketball team to an 85-72 victory over No. 20 Saint Mary's in the semifinals of the West Coast Conference Basketball Championships Monday night in the Orleans Arena.

"They shared the ball, they played tough and they played together," BYU head coach Dave Rose said. "We executed well and made big shots. It's a pretty good formula to win."

Childs recorded a career-high 33 points and added six rebounds, two steals, two blocks and one assists. Bryant contributed 25 points, five rebounds, one assist and one steal. TJ Haws added 11 points and led the team with seven assists. Dalton Nixon scored 10 and brought down six rebounds while recording four assists.

BYU shot 60.7 percent from the field, 57.1 percent from beyond the arc and 100.0 percent from the free-throw line in the first half. The Gaels recorded 51.9 percent from the field, 35.7 percent from the perimeter and 66.7 percent from the charity stripe.

BYU ended the game shooting 61.1 percent from the field, 45.5 percent from three and 87.5 percent from the line. Saint Mary's shot 50.0 percent from the field, 30.8 percent from beyond the arc and 80.0 percent from the free-throw line.

Official Basketball Box Score -- Game Totals -- Final Statistics
 BYU vs Saint Mary's
 03-05-18 8:30 PM at Orleans Arena (Las Vegas, Nev.)

BYU 85 • 24-9

| ## | Player | Total | 3-Ptr | Rebounds | Off | Def | TP | PF | TP | A | TO | Bk | Stl | Min | | |
|--------|--------------------|-------|-------|----------|-----|-----|-----|-----|----|----|----|----|-----|-----|-----|-----|
| ## | Player | FG | FGA | FG-FGA | FT | FTA | Off | Def | TP | PF | TP | A | TO | Bk | Stl | Min |
| 00 | HARDNETT, Jahshire | 2-4 | 0-1 | 0-0 | 0 | 2 | 2 | 2 | 4 | 3 | 1 | 0 | 1 | 21 | | |
| 03 | BRYANT, Elijah | 8-13 | 1-2 | 8-8 | 1 | 4 | 5 | 1 | 25 | 1 | 2 | 0 | 1 | 40 | | |
| 23 | CHILD, Yoeli | 13-18 | 3-3 | 4-4 | 1 | 5 | 6 | 2 | 33 | 1 | 2 | 2 | 2 | 39 | | |
| 30 | HAWS, TJ | 5-8 | 1-3 | 0-0 | 0 | 2 | 2 | 1 | 11 | 7 | 0 | 0 | 1 | 40 | | |
| 41 | WORTHINGTON, Luke | 1-3 | 0-0 | 0-0 | 0 | 1 | 4 | 2 | 2 | 0 | 0 | 1 | 10 | | | |
| 02 | SELJAAS, Zac | 0-0 | 0-0 | 0-0 | 0 | 0 | 0 | 1 | 0 | 0 | 0 | 0 | 8 | | | |
| 15 | DASTRUP, Payton | 0-0 | 0-0 | 0-0 | 0 | 0 | 0 | 0 | 0 | 0 | 0 | 0 | 0 | 0 | | |
| 24 | CANNON, McKay | 0-0 | 0-0 | 0-0 | 0 | 0 | 2 | 0 | 2 | 0 | 0 | 0 | 19 | | | |
| 33 | NIXON, Dalton | 4-8 | 0-2 | 2-4 | 2 | 4 | 6 | 3 | 10 | 4 | 1 | 0 | 1 | 23 | | |
| Team | | 0 | 2 | 2 | | | | | | | | | | | | |
| Totals | | 33-54 | 5-11 | 14-16 | 4 | 20 | 24 | 16 | 85 | 20 | 6 | 2 | 7 | 200 | | |

FG % 1st Half: 17-38 60.7% 2nd half: 16-26 61.5% Game: 33-54 61.1%
 3FG % 1st Half: 4-7 57.1% 2nd half: 1-4 25.0% Game: 5-11 45.5%
 FT % 1st Half: 3-3 100.0 2nd half: 11-13 84.6% Game: 14-16 87.5%

Saint Mary's 72 • 28-5

| ## | Player | Total | 3-Ptr | Rebounds | Off | Def | TP | PF | TP | A | TO | Bk | Stl | Min | | |
|--------|-------------------|-------|-------|----------|-----|-----|-----|-----|----|----|----|----|-----|-----|-----|-----|
| ## | Player | FG | FGA | FG-FGA | FT | FTA | Off | Def | TP | PF | TP | A | TO | Bk | Stl | Min |
| 00 | Krebs, Tanner | 1-5 | 0-4 | 0-0 | 2 | 2 | 4 | 1 | 2 | 0 | 0 | 0 | 1 | 20 | | |
| 03 | Naar, Emmett | 1-4 | 0-1 | 0-0 | 0 | 3 | 3 | 1 | 2 | 7 | 2 | 0 | 1 | 38 | | |
| 24 | Hermanson, Calvin | 4-11 | 3-9 | 1-2 | 1 | 3 | 4 | 5 | 12 | 2 | 1 | 0 | 0 | 32 | | |
| 30 | Ford, Jordan | 10-18 | 4-8 | 3-4 | 3 | 3 | 6 | 1 | 27 | 1 | 1 | 0 | 0 | 40 | | |
| 34 | Landale, Jock | 9-13 | 1-2 | 4-4 | 3 | 1 | 4 | 5 | 23 | 0 | 3 | 1 | 0 | 34 | | |
| 01 | Hunters, Jordan | 2-2 | 0-0 | 0-0 | 0 | 1 | 1 | 1 | 4 | 0 | 1 | 0 | 0 | 6 | | |
| 10 | Thomas, Elijah | 0-0 | 0-0 | 0-0 | 0 | 0 | 0 | 0 | 3 | 0 | 0 | 0 | 0 | 3 | | |
| 12 | Kuhse, Tommy | 0-0 | 0-0 | 0-0 | 0 | 0 | 0 | 0 | 0 | 0 | 0 | 0 | 0 | 0 | | |
| 21 | Fitzner, Evan | 1-3 | 0-2 | 0-0 | 0 | 5 | 0 | 2 | 1 | 2 | 1 | 0 | 0 | 25 | | |
| 44 | Neal, Cullen | 0-0 | 0-0 | 0-0 | 0 | 0 | 0 | 0 | 0 | 0 | 0 | 0 | 0 | 2 | | |
| Team | | 0 | 0 | 0 | | | | | | | | | | | | |
| Totals | | 28-56 | 8-26 | 8-10 | 9 | 18 | 27 | 17 | 72 | 11 | 10 | 2 | 2 | 200 | | |

FG % 1st Half: 14-27 51.9% 2nd half: 14-29 48.3% Game: 28-56 50.0%
 3FG % 1st Half: 5-14 35.7% 2nd half: 3-12 25.0% Game: 8-26 30.8%
 FT % 1st Half: 4-6 66.7% 2nd half: 4-4 100.0 Game: 8-10 80.0%

Officials: David Hall, Tony Padilla, Verne Harris
 Technical fouls: BYU-None, Saint Marys-None.
 Attendance: 8296
 2018 WCC Basketball Championship Semifinal - #2 Saint Mary's vs. #3 BYU

| Score by periods | 1st | 2nd | Total |
|------------------|-----|-----|-------|
| BYU | 41 | 44 | 85 |
| Saint Marys | 37 | 35 | 72 |

Last FG - BYU 2nd 01:10, SMC 2nd 00:31.
 Largest lead - BYU by 13 2nd 07:35, SMC by 4 1st 07:30.
 BYU led for 28:41, SMC led for 07:19. Game was tied for 04:00.
 Score tied - 7 times.
 Lead changed - 13 times.

QUICK FACTS

University Information

Location: Provo, Utah 84602
 Elevation: 4,553 feet
 Enrollment: 33,517 (Daytime)
 Founded: October 15, 1875
 Owned: The Church of Jesus Christ of Latter-day Saints
 Nickname: Cougars
 Mascot: Cosmo
 Colors: Blue and White
 Arena (capacity): Marriott Center (18,987)
 Conference: West Coast Conference
 President: Kevin J Worthen (BYU, 1979)
 Athletic Director: Tom Holmoe (BYU, 1983)
 Athletic Website: BYUcougars.com
 Tickets: (801) 422-BYU1 or (800) 322-BYU1

2018-19 Preview

Lettermen Returning/Lost: 10/4
 Newcomers: 3
 Returning Redshirts: 2
 Starters Returning/Lost: 5/1
 Returning Scoring: 71.2% (1,850 of 2,600)
 Returning Rebounding: 67.2% (769 of 1,145)
 Returning Assists: 82.0% (437 of 533)
 Returning Blocks: 75.2% (100 of 133)
 Returning Minutes: 78.7% (5,568 of 7,075)

2017-18 Review

Overall Record: 24-11
 H/A/N Record: 13-3/7-6/4-2
 Conference Record/Finish: 11-7 (3rd)
 2018 Postseason: (0-1 in the NIT)
 First Round: at Stanford – L, 83-86
 2018 Final National Ranking: NR/NR

BYU Coaching Staff

Head Coach: Dave Rose
 Alma Mater (year): Houston (1983)
 Record at School (years): 338-129 (14th year)
 Career Division I Record (years): same
 Assistant Head Coach
 Tim LaComb (Utah, 2006)
 Assistant Coach
 Quincy Lewis (Wagner, 1993)
 Assistant Coach
 Lee Cummard (BYU, 2009)
 Dir. of Basketball Operations: Andrew May (BYU, 2010)

BYU History

First Year of Basketball: 1903
 All-Time Record: 1819-1089 (.626)
 Winning Seasons: 91 (last 2017-18)
 Regular Season Conf. Championships: 29 (last 2010-11)
 Postseason Appearances (record): 43 (33-44)
 Total NCAA Appearances (record): 29 (15-32)
 Last NCAA Appearance: 2015
 First Round: L vs. No. 11 seed Ole Miss, 90-94
 Total NIT Appearances (Record): 14 (18-11)
 Last NIT Appearance: 2018
 First Round: L at No. 3 seed Stanford, 86-89

Media Relations

Men's Basketball Contact: Kyle Chilton
 Cell Phone: 801-372-2080
 Office Phone: 801-422-4909
 Email: kyle_chilton@byu.edu

Media Information

Radio Station: BYU Sports Network
 BYU Radio – Sirius XM 143/89.1 FM HD2
 KSL 102.7 FM and 1160 AM
 Play-By-Play Announcer: Greg Wrubell
 Beat Writers: Jeff Call, Deseret News
 Darnell Dickson, Daily Herald
 Jay Drew, Salt Lake Tribune

2018-19 BYU STARTING LINEUPS

| Opponent | (1) | (2) | (3) | (4) | (5) |
|----------------------|-------------------|--------------|----------------|--------------|------------------|
| at Nevada | Jahshire Hardnett | TJ Haws | Zac Seljaas | Yoeli Childs | Dalton Nixon |
| Utah Valley | Jahshire Hardnett | TJ Haws | Zac Seljaas | Yoeli Childs | Luke Worthington |
| Northwestern State | Jahshire Hardnett | TJ Haws | Zac Seljaas | Yoeli Childs | Dalton Nixon |
| Oral Roberts | Jahshire Hardnett | TJ Haws | Zac Seljaas | Yoeli Childs | Dalton Nixon |
| Alabama A&M | Jahshire Hardnett | TJ Haws | Zac Seljaas | Yoeli Childs | Dalton Nixon |
| Rice | Jahshire Hardnett | TJ Haws | Zac Seljaas | Yoeli Childs | Dalton Nixon |
| Houston | Jahshire Hardnett | TJ Haws | Zac Seljaas | Yoeli Childs | Dalton Nixon |
| at Illinois State | Jahshire Hardnett | TJ Haws | Zac Seljaas | Yoeli Childs | Dalton Nixon |
| at Weber State | Jahshire Hardnett | TJ Haws | Zac Seljaas | Yoeli Childs | Dalton Nixon |
| Utah State | Jahshire Hardnett | TJ Haws | Zac Seljaas | McKay Cannon | Yoeli Childs |
| vs. Utah | Jahshire Hardnett | TJ Haws | Zac Seljaas | Yoeli Childs | Connor Harding |
| Portland State | Jahshire Hardnett | TJ Haws | Zac Seljaas | Yoeli Childs | Connor Harding |
| vs. UNLV | Jahshire Hardnett | TJ Haws | Zac Seljaas | Yoeli Childs | Connor Harding |
| at San Diego State | Jahshire Hardnett | TJ Haws | Zac Seljaas | Yoeli Childs | Connor Harding |
| at Mississippi State | Jahshire Hardnett | TJ Haws | Zac Seljaas | Yoeli Childs | Connor Harding |
| at Pacific | TJ Haws | McKay Cannon | Connor Harding | Yoeli Childs | Luke Worthington |
| at Saint Mary's | | | | | |
| Portland | | | | | |
| Santa Clara | | | | | |
| at Pepperdine | | | | | |
| at San Francisco | | | | | |
| Saint Mary's | | | | | |
| Gonzaga | | | | | |
| Loyola Marymount | | | | | |
| at Portland | | | | | |
| Pacific | | | | | |
| at San Diego | | | | | |
| at Loyola Marymount | | | | | |
| San Francisco | | | | | |
| at Gonzaga | | | | | |
| San Diego | | | | | |
| Won-Loss Records | (1) | (2) | (3) | (4) | (5) |
| 4-4 | Jahshire Hardnett | TJ Haws | Zac Seljaas | Yoeli Childs | Dalton Nixon |
| 1-0 | Jahshire Hardnett | TJ Haws | Zac Seljaas | McKay Cannon | Yoeli Childs |
| 1-0 | Jahshire Hardnett | TJ Haws | Zac Seljaas | Yoeli Childs | Luke Worthington |
| 2-3 | Jahshire Hardnett | TJ Haws | Zac Seljaas | Yoeli Childs | Connor Harding |
| 1-0 | TJ Haws | McKay Cannon | Connor Harding | Yoeli Childs | Luke Worthington |

GAMES PLAYED (RECORD)

| | 2018-19 | Career |
|-------------------|----------|-------------|
| Luke Worthington | 16 (9-7) | 115 (78-37) |
| Zac Seljaas | 16 (9-7) | 86 (57-29) |
| Nick Emery | 7 (4-3) | 77 (51-26) |
| TJ Haws | 16 (9-7) | 85 (55-30) |
| Yoeli Childs | 16 (9-7) | 84 (54-30) |
| Dalton Nixon | 15 (9-6) | 65 (44-21) |
| Jahshire Hardnett | 16 (9-7) | 51 (33-18) |
| McKay Cannon | 16 (9-7) | 44 (29-16) |
| Rylan Bergersen | 14 (8-6) | 38 (23-15) |
| Evan Troy | 7 (6-1) | 19 (16-3) |
| Gavin Baxter | 15 (8-7) | 15 (8-7) |
| Connor Harding | 16 (9-7) | 16 (9-7) |
| Kolby Lee | 10 (8-2) | 10 (8-2) |
| Taylor Maughan | 7 (6-1) | 7 (6-1) |

GAMES STARTED (RECORD)

| | 2018-19 | Career |
|-------------------|----------|------------|
| TJ Haws | 16 (9-7) | 85 (55-30) |
| Nick Emery | – | 65 (44-21) |
| Yoeli Childs | 16 (9-7) | 76 (48-28) |
| Luke Worthington | 2 (2-0) | 55 (39-16) |
| Jahshire Hardnett | 16 (9-7) | 48 (31-17) |
| Zac Seljaas | 15 (8-7) | 27 (17-10) |
| Dalton Nixon | 8 (4-4) | 10 (5-5) |
| McKay Cannon | 2 (2-0) | 2 (2-0) |
| Connor Harding | 6 (3-3) | 6 (3-3) |

STREAKS

| Streak | 2018-19 | Overall |
|---------------------------------------|----------|-----------|
| Current won/loss streak | 1 win | same |
| At home | 2 wins | same |
| On the road | 1 win | same |
| On a neutral floor | 1 loss | same |
| At home vs. Nonconference | 2 wins | same |
| At home vs. WCC | – | 1 loss |
| On the road vs. Nonconference | 5 losses | 6 losses |
| On the road vs. WCC | 1 win | 3 wins |
| On a neutral floor vs. Nonconference | 1 loss | same |
| On a neutral floor vs. WCC | – | 1 loss |
| At regular season tournament | 1 loss | same |
| At WCC Tournament | – | 2 wins |
| NCAA Tournament | – | 3 losses |
| At NIT | – | 3 losses |
| Games with a 3-point make | 16 games | 169 games |
| Vs. in-state teams | 2 wins | same |
| At home vs. in-state teams | 2 wins | 4 wins |
| On the road vs. in-state teams | 1 loss | same |
| On a neutral floor vs. in-state teams | 1 win | 6 wins |

LEADS AND DEFICITS, BYU'S BIGGEST...

| | |
|------------------------------------|--|
| Halftime lead | 22 (46-24 vs. Alabama A&M, 11/17/18) |
| Halftime lead lost in defeat | 9 (40-31 at Illinois State, 11/28/18) |
| Halftime deficit | 17 (30-47 vs. UNLV, 12/15/18) |
| Halftime deficit erased in victory | 1 (25-26 vs. Utah Valley, 11/09/18) |
| Overall lead | 40 (89-49 vs. Alabama A&M, 11/17/18) |
| Margin of victory | 31 (91-60 vs. Alabama A&M, 11/17/18) |
| Margin of defeat | 16 (70-86 at Nevada, 11/06/18) |
| Lead lost in defeat | 14 (52-38 at Illinois State, 11/28/18) |
| Overall deficit | 36 (64-100 at Miss. State, 12/29/18) |
| Deficit overcome in victory | 7 (4-11 vs. Utah Valley, 11/09/18) |

Rose vs. the state

BYU basketball coach Dave Rose has compiled a record of 43-11 vs. in-state opponents (3-1 in 2018-19) since taking over in 2005-06, good for a win percentage of 79.6. This season, the Cougars won at home against Utah Valley and Utah State, defeated Utah at Vivint Smart Home Arena and lost at Weber State.

| Opponent | W | L | Opponent | W | L | Opponent | W | L |
|------------|----|---|---------------|----|---|-------------|---|---|
| Utah | 14 | 6 | Weber State | 13 | 1 | Utah Valley | 3 | 1 |
| Utah State | 10 | 3 | Southern Utah | 3 | 0 | | | |

AWARDS CANDIDATES

Yoeli Childs

- Has nine double-doubles, nine 20-point games and three 30-point games through 16 games in 2018-19
- Scored 31 points in three-straight games (Weber State, Utah State and Utah), the first Cougar to do so since Jimmer Fredette scored 30-plus in the final five games of the 2010-11 season
- Has scored in double figures in 22-straight games dating back to last season
- Has season highs of 31 points, 16 rebounds, 6 assists, 5 steals and 3 blocks
- Named to the All-WCC First Team in 2017-18
- Named to the USBWA All-District VIII Team and NABC All-District 9 First Team in 2017-18
- Earned a spot on the WCC All-Tournament Team
- Named to the Barclays Center Classic All-Tournament Team

TJ Haws

- Has led BYU in assists 14 times, has scored in double figures 13 times and has totaled 20-plus points six times in 2018-19
- Scored a career-best 30 points on 9 of 15 shooting from the field, 5 of 10 from 3-point range vs. Portland State
- Season highs of 30 points, 8 rebounds, 8 assists, 3 steals and 2 blocks
- Received All-WCC Honorable Mention in 2017-18
- Named to the WCC All-Academic Team
- Received Bronze Honors on the WCC Commissioner's Honor Roll
- Received the Playmaker Award at the end of season banquet

Cougars sign three to NLI's

During the November signing period, the Cougars signed three players to National Letters of Intent: Da Silva, Nate Hansen and Shengzhe Li.

A 6-foot-9 forward from Brazil, Da Silva plays for Dave Evans at Wasatch Academy in Mount Pleasant, Utah. In 2017-18, he helped lead the Tigers to a 24-2 record, including a 12-game win streak to end the season. Da Silva also plays for the Utah Mountain Stars, coached by former Cougars Marty Haws and Kevin Nixon. During the summer of 2018, he averaged 14.8 points, 8.9 rebounds and 2.3 blocks.

Hansen hails from Provo, Utah, and plays for former Cougar Kevin Santiago at Timpview High School. In 2017-18, the 6-foot-3 guard helped lead the T-Birds to a record of 17-7 overall and 8-2 in region play while averaging 15.1 points and draining 53 3-pointers. He scored in double figures 18 times, had 20-plus points six times and registered season highs of 30 points, nine assists, eight steals and six 3-point field goals. Hansen plays for the Utah Mountain Stars and plans to serve a mission for The Church of Jesus Christ of Latter-day Saints following high school.

Originally from Shanghai, China, Li plays for former BYU assistant Jeff Reinert at Santa Margarita Catholic in Santa Margarita, California. A 6-foot-10 center, Li averaged 6.8 points and 5.6 rebounds while helping Santa Margarita to a record of 20-10 in 2017-18. Prior to playing for Santa Margarita, Li played two years in Spain for the Canarias Basketball Academy in Las Palmas. He also plays for the Pump N Run club during the AAU season.

NOTES AND STORYLINES

Dave Rose

BYU head coach Dave Rose has led the Cougars to one of the most successful eras in program history since taking over in 2005. His career record of 338-129 ranks him second in BYU history in total victories and first in winning percentage (.724). Rose has been named conference coach of the year three times, led the Cougars to four conference titles, eight NCAA tournament appearances, five NIT appearances, eight 25-win seasons and 13 20-win seasons. On Nov. 6, 2018, BYU announced Rose signed a contract extension through the 2020-21 season.

Rose wins off the court

Rose won the 2018 ESPN INFINITI Coaches' Charity Challenge, raising more than \$100,000 for the BYU Simmons Center for Cancer Research. The Simmons Center in turn created the David and Cheryl Rose Family Student Cancer Research Endowment, a fellowship for BYU students conducting cancer research.

Rose among the nation's best

Dave Rose is eighth in career win percentage among active NCAA Division I head coaches (as of 12/31/18).

| Rk | Coach | Yrs. | W | L | Pct. | Rk | Coach | Yrs. | W | L | Pct. |
|----|------------------------------|------|------|-----|-------|----|--------------------------------|------|-----|-----|-------|
| 1 | Mark Few, Gonzaga | 20 | 547 | 120 | .8201 | 9 | Ray Harper, Jacksonville State | 19 | 384 | 148 | .7218 |
| 2 | Roy Williams, North Carolina | 31 | 851 | 230 | .7872 | 10 | Bruce Pearl, Auburn | 24 | 542 | 209 | .7217 |
| 3 | John Calipari, Kentucky | 27 | 688 | 204 | .7713 | 11 | Tom Izzo, Michigan State | 24 | 584 | 227 | .7201 |
| 4 | Bill Self, Kansas | 26 | 665 | 202 | .7670 | 12 | Jamie Dixon, TCU | 16 | 384 | 151 | .7178 |
| 5 | Mike Krzyzewski, Duke | 44 | 1111 | 339 | .7662 | 13 | Tony Bennett, Virginia | 13 | 299 | 119 | .7153 |
| 6 | Sean Miller, Arizona | 15 | 376 | 125 | .7505 | 14 | Jim Boeheim, Syracuse | 43 | 934 | 375 | .7135 |
| 7 | Greg Marshall, Wichita State | 21 | 487 | 186 | .7236 | 15 | Bob Huggins, West Virginia | 37 | 852 | 345 | .7118 |
| 8 | Dave Rose, BYU | 14 | 337 | 129 | .7232 | | | | | | |

Missions

Ten of BYU's players and five members of the coaching staff have served missions for The Church of Jesus Christ of Latter-day Saints. See the list below:

| Players | Players | Coaches |
|--------------------------------|-----------------------------|------------------------------|
| Gavin Baxter: Washington, D.C. | Taylor Maughan: Oklahoma | Dave Rose: England |
| McKay Cannon: Chile | Dalton Nixon: Massachusetts | Tim LaComb: Massachusetts |
| Nick Emery: Germany | Zac Seljaas: Iowa | Andrew May: Washington, D.C. |
| Connor Harding: Georgia | Jesse Wade: France | Lee Cummond: Tennessee |
| TJ Haws: France | Luke Worthington: Chile | Nate Austin: Texas |

Childs star all grown up

In two years with the Cougars, Yoeli Childs has made his mark on the BYU record book. He is currently climbing the rankings in points scored, blocks per game, total blocks, field goal percentage and rebounds per game. With another strong season, he is poised to climb the charts in career points and rebounds as well. See complete rankings on page 6.

Four star additions

BYU added four players to the roster that were four star recruits coming out of high school. Gavin Baxter (class of 2016), Connor Harding (2016) and Kolby Lee (2017) are all freshmen who were all ranked four-star recruits by ESPN.com. Baxter and Harding are coming off two-year missions while Lee was a redshirt in 2017-18. The Cougars also welcome sophomore Jesse Wade, who was a four-star recruit in the class of 2015. He served a mission before playing his freshman season at Gonzaga in 2017-18. Wade will sit out this season due to NCAA transfer rules.

Cougars with 1,000 points

In 2016-17, junior guard Nick Emery became the 50th player in Cougar history to score 1,000 career points. He also joined Tyler Haws, Danny Ainge and Eric Mika as the only BYU players to reach 1,000 career points as sophomores. Junior Yoeli Childs reached the milestone on Nov. 15 in BYU's win over Oral Roberts, becoming the 51st player in BYU history and 15th under Dave Rose to reach the milestone. TJ Haws became the 52nd Cougar and 16th under Rose to reach 1,000 career points at Illinois State on Nov. 28. The 16 players who have reached 1,000 points under Rose include the all-time leading scorer in Tyler Haws and the No. 2 scorer in Jimmer Fredette.

Tyler (2,720 points) and TJ Haws (1,163) are the third set of brothers to both reach 1,000 career points, joining Jackson (1,235) and Nick Emery (1,071) and Fred (1,841) and Ken Roberts (1,652). The Haws brothers are also joined by their father Marty (1,337), who was also a 1,000-point scorer at BYU.

100 career 3-pointers

Junior guard TJ Haws reached 100 career 3-pointers in BYU's win at San Francisco last season, becoming the 23rd Cougar to reach the milestone. Junior guard Nick Emery was the 22nd Cougar to reach 100 3-pointers. Haws was fourth fastest to 100 career 3s in terms of games played while Emery is second. Junior Zac Seljaas hit a season-best five 3-pointers against Alabama A&M to reach 100 career 3s in 75 games, 12th fastest in BYU history.

| Rk | Name | Years | Career 3FG | Games to 100 |
|----|--------------------|----------------|------------|--------------|
| 1 | Chase Fischer | 2014-16 | 215 | 34 |
| 2 | Nick Emery | 2015-17, 18-19 | 179 | 38 |
| 3 | Terrell Lyday | 1999-01 | 127 | 49 |
| 4 | TJ Haws | 2016-19 | 161 | 50 |
| 5 | Nick Sanderson | 1991-93 | 129 | 51 |
| 6 | Elijah Bryant | 2016-18 | 100 | 53 |
| 7 | Mark Bigelow | 1998-99, 01-04 | 213 | 55 |
| 8 | Jonathan Tavernari | 2006-10 | 265 | 57 |
| 9 | Matt Carlino | 2011-14 | 157 | 64 |
| 10 | Mike Rose | 2003-07 | 163 | 69 |
| 11 | Jimmer Fredette | 2007-11 | 296 | 72 |
| 12 | Zac Seljaas | 2015-16, 17-19 | 115 | 75 |
| 13 | Jackson Emery | 2005-06, 08-11 | 230 | 79 |
| 14 | Todd Christensen | 1995-96, 98-00 | 104 | 80 |
| 15 | Lee Cummond | 2005-09 | 153 | 90 |

#Smith and Toolson played their freshman seasons (29 games) before the NCAA instituted the 3-point shot.

CAREER RECORDS

Points Scored

| Rk Name, Years | G | Pts | Avg |
|--------------------------------------|-----|-------|------|
| 1 Tyler Haws, 2009-10, 12-15 | 139 | 2,720 | 19.6 |
| 2 Jimmer Fredette, 2007-11 | 139 | 2,599 | 18.7 |
| 3 Danny Ainge, 1977-81 | 118 | 2,467 | 20.9 |
| 4 Michael Smith, 1983-84, 86-89 | 122 | 2,319 | 19.0 |
| 5 Devin Durrant, 1978-80, 82-84 | 117 | 2,285 | 19.5 |
| 6 Russell Larson, 1991-95 | 129 | 1,885 | 14.6 |
| 7 Fred Roberts, 1978-82 | 119 | 1,841 | 15.5 |
| 8 Jeff Chatman, 1984-88 | 122 | 1,824 | 15.0 |
| 9 Mekeli Wesley, 1997-01 | 115 | 1,740 | 15.1 |
| 10 Mark Bigelow, 1998-99, 01-04 | 120 | 1,715 | 14.3 |
| 11 Kyle Collinsworth, 2010-11, 13-16 | 140 | 1,707 | 12.2 |
| 12 Brandon Davies, 2009-13 | 135 | 1,680 | 12.4 |
| 13 Ken Roberts, 1990-91, 93-96 | 126 | 1,652 | 13.1 |
| 14 Lee Cumnard, 2005-09 | 131 | 1,569 | 12.0 |
| 15 Jonathan Tavarnari, 2006-10 | 132 | 1,519 | 11.5 |
| 16 Kresimir Cosic, 1970-73 | 79 | 1,513 | 19.2 |
| 17 Joe Nelson, 1946-50 | 114 | 1,494 | 13.1 |
| 18 Jay Cheesman, 1973-77 | 103 | 1,408 | 13.7 |
| 19 Roland Minson, 1948-51 | 105 | 1,407 | 13.4 |
| 20 Andy Toolson, 1984-85, 87-90 | 117 | 1,388 | 11.9 |
| 21 Trent Plaisted, 2004-08 | 103 | 1,372 | 13.3 |
| 22 Marty Haws, 1986-90 | 123 | 1,337 | 10.9 |
| 23 Dick Nemeika, 1963-66 | 78 | 1,299 | 16.7 |
| 24 Alan Taylor, 1976-80 | 110 | 1,284 | 11.7 |
| 25 Yoeli Childs, 2016-present | 84 | 1,277 | 15.2 |
| 26 Jackson Emery, 2005-06, 08-11 | 133 | 1,235 | 9.3 |
| 27 Doug Richards, 1971-74 | 78 | 1,218 | 15.6 |
| 28 Gary Trost, 1987-88, 90-93 | 114 | 1,205 | 10.6 |
| 29 Matt Carlino, 2011-14 | 96 | 1,201 | 12.5 |
| 30 Eldon Brinley, 1927-31 | — | 1,195 | — |
| 31 Noah Hartsock, 2008-12 | 134 | 1,191 | 8.9 |
| 32 Joe Richey, 1950-53 | 89 | 1,177 | 13.2 |
| 33 Randy Reid, 1992-96 | 125 | 1,170 | 9.4 |
| 34 TJ Haws, 2016-present | 85 | 1,163 | 13.7 |
| 35 Kari Liimo, 1966-69 | 76 | 1,156 | 15.2 |
| 36 Elwood Romney, 1929-33 | — | 1,150 | — |
| 37 Doug Howard, 1967-70 | 79 | 1,143 | 14.5 |
| 38 Mel Hutchins, 1947-48, 49-51 | 97 | 1,141 | 11.8 |
| 39 Travis Hansen, 2000-03 | 86 | 1,137 | 13.2 |
| 40 Steve Schreiner, 1988-91 | 93 | 1,128 | 12.1 |
| 41 Chase Fischer, 2014-16 | 71 | 1,121 | 15.8 |
| 42 John Fairchild, 1963-65 | 53 | 1,109 | 20.9 |
| 43 Gary Earnest, 1958-61 | 77 | 1,108 | 14.4 |
| 44 Terrell Lyday, 1999-01 | 66 | 1,105 | 16.7 |
| 45 Mark Handy, 1973-77 | 96 | 1,099 | 11.4 |
| 46 Bruce Burton, 1960-63 | 78 | 1,089 | 14.0 |
| 47 Eric Mika, 2013-14, 16-17 | 67 | 1,080 | 16.1 |
| 48 Nick Emery, 2015-present | 77 | 1,071 | 13.9 |
| 49 Keena Young, 2004-07 | 88 | 1,068 | 12.1 |
| 50 Scott Rumia, 1976-80 | 110 | 1,051 | 9.6 |
| 51 Bernie Fryer, 1970-72 | 55 | 1,031 | 18.7 |
| 52 Dave Eastis, 1958-61 | 69 | 1,015 | 14.7 |

3-Point Field Goals Made

| Rk Name, Years | G | 3FG | Avg |
|---------------------------------|-----|-----|------|
| 1 Jimmer Fredette, 2007-11 | 139 | 296 | 2.13 |
| 2 Jonathan Tavarnari, 2006-10 | 132 | 265 | 2.01 |
| 3 Jackson Emery, 2005-06, 08-11 | 133 | 230 | 1.73 |
| 4 Chase Fischer, 2014-16 | 71 | 215 | 3.03 |
| 5 Mark Bigelow, 1998-99, 01-04 | 120 | 213 | 1.77 |
| 6 Nick Emery, 2015-present | 77 | 179 | 2.32 |
| 7 Mike Rose, 2003-07 | 66 | 163 | 2.47 |
| 8 Tyler Haws, 2009-10, 12-15 | 139 | 162 | 1.17 |
| 9 TJ Haws, 2016-present | 85 | 161 | 1.89 |
| 10 Matt Carlino, 2011-14 | 96 | 157 | 1.64 |
| 11 Lee Cumnard, 2005-09 | 131 | 153 | 1.17 |
| 12 Andy Toolson, 1984-85, 87-90 | 117 | 141 | 1.20 |
| 13 Nick Sanderson, 1991-93 | 103 | 129 | 1.25 |
| 14 Terrell Lyday, 1999-01 | 66 | 127 | 1.91 |
| 15 Mark Heslop, 1988-92 | 78 | 126 | 1.61 |

3-Point Field Goals Per Game

| Rk Name, Years | G | 3FG | Avg |
|-------------------------------|-----|-----|------|
| 1 Chase Fischer, 2014-16 | 71 | 103 | 3.03 |
| 2 Nick Emery, 2015-present | 77 | 179 | 2.32 |
| 3 Jimmer Fredette, 2007-11 | 139 | 296 | 2.13 |
| 4 Jonathan Tavarnari, 2006-10 | 132 | 265 | 2.01 |
| 5 Nick Sanderson, 1991-93 | 65 | 129 | 1.98 |
| 6 Terrell Lyday, 1999-01 | 66 | 127 | 1.92 |
| 7 Elijah Bryant, 2016-18 | 58 | 110 | 1.89 |
| 8 TJ Haws, 2016-present | 85 | 161 | 1.89 |

Rebounds

| Rk Name, Years | G | Reb | Avg |
|-------------------------------------|-----|-------|------|
| 1 Kyle Collinsworth, 2010-11, 13-16 | 140 | 1,047 | 7.5 |
| 2 Michael Smith, 1983-84, 86-89 | 122 | 922 | 7.6 |
| 3 Kresimir Cosic, 1970-73 | 79 | 919 | 11.6 |
| 4 Alan Taylor, 1976-80 | 110 | 919 | 8.4 |
| 5 Greg Kite, 1979-83 | 112 | 847 | 7.6 |
| 6 Brandon Davies, 2009-13 | 135 | 840 | 6.2 |
| 7 Fred Roberts, 1978-82 | 119 | 838 | 7.0 |
| 8 Steve Trumbo, 1978-82 | 116 | 835 | 7.2 |
| 9 Russell Larson, 1991-95 | 129 | 821 | 6.4 |
| 10 John Benson, 1954-57 | 78 | 803 | 10.3 |
| 11 Mark Handy, 1973-77 | 96 | 801 | 8.3 |
| 12 Nate Austin, 2011-16 | 153 | 792 | 5.2 |
| 13 Nick Mateljan, 1951-55 | 87 | 789 | 9.1 |
| 14 Bruce Burton, 1960-63 | 78 | 776 | 9.9 |
| 15 Ken Roberts, 1990-91, 93-96 | 126 | 753 | 6.0 |
| 16 Yoeli Childs, 2016-present | 84 | 736 | 8.8 |
| 17 Herschel Pedersen, 1953-56 | 73 | 721 | 9.9 |
| 18 Jay Cheesman, 1973-77 | 103 | 712 | 6.9 |
| 19 Jeff Chatman, 1984-88 | 122 | 696 | 5.7 |
| 20 Lee Cumnard, 2005-09 | 131 | 686 | 5.2 |
| Trent Plaisted, 2004-08 | 103 | 686 | 6.7 |

Rebounds Per Game

| Rk Name, Years | G | Reb | Avg |
|--------------------------------|-----|-----|------|
| 1 John Fairchild, 1963-65 | 53 | 678 | 12.8 |
| 2 Kresimir Cosic, 1970-73 | 79 | 919 | 11.6 |
| 3 John Nicoll, 1957-59 | 40 | 455 | 11.4 |
| 4 John Benson, 1954-57 | 78 | 803 | 10.3 |
| 5 Bruce Burton, 1960-63 | 78 | 776 | 9.9 |
| 6 Herschel Pedersen, 1953-56 | 73 | 721 | 9.8 |
| 7 Paul Ruffner, 1968-70 | 54 | 522 | 9.7 |
| 8 Rafael Araujo, 2002-04 | 62 | 589 | 9.5 |
| 9 Brett Applegate, 1982-84 | 60 | 566 | 9.4 |
| 10 Nick Mateljan, 1951-54 | 87 | 789 | 9.1 |
| 11 Yoeli Childs, 2016-present | 84 | 736 | 8.8 |
| 12 Dave Eastis, 1958-61 | 69 | 597 | 8.65 |
| 13 Bob Skousen, 1958-59, 61-63 | 54 | 467 | 8.64 |
| 14 Kari Liimo, 1966-69 | 76 | 655 | 8.6 |
| 15 Alan Taylor, 1976-80 | 110 | 919 | 8.4 |

Assists Per Game

| Rk Name, Years | G | Ast | Avg |
|-------------------------------------|-----|-----|------|
| 1 Kyle Collinsworth, 2010-11, 13-16 | 140 | 703 | 5.02 |
| 2 Matt Montague, 1996-97, 99-02 | 122 | 570 | 4.67 |
| 3 Danny Ainge, 1977-81 | 118 | 539 | 4.57 |
| 4 Matt Carlino, 2011-14 | 96 | 437 | 4.55 |
| 5 Nathan Call, 1986-88, 90-92 | 129 | 528 | 4.09 |
| 6 Marty Haws, 1986-90 | 123 | 502 | 4.08 |
| 7 TJ Haws, 2016-present | 85 | 337 | 3.96 |
| 8 Jimmer Fredette, 2007-11 | 139 | 515 | 3.71 |
| 9 Scott Rumia, 1976-80 | 110 | 405 | 3.68 |
| 10 Randy Reid, 1992-96 | 125 | 458 | 3.66 |

Blocks

| Rk Name, Years | G | Blk | Avg |
|------------------------------|-----|-----|-----|
| 1 Greg Kite, 1979-83 | 112 | 208 | 1.9 |
| 2 Shawn Bradley, 1990-91 | 34 | 177 | 5.2 |
| 3 Noah Hartsock, 2008-12 | 134 | 177 | 1.3 |
| 4 Russell Larson, 1991-95 | 129 | 166 | 1.3 |
| 5 Yoeli Childs, 2016-present | 84 | 127 | 1.5 |
| 6 Brandon Davies, 2009-13 | 135 | 123 | 0.9 |
| 7 Alan Taylor, 1976-80 | 110 | 119 | 1.1 |
| 8 Trent Plaisted, 2004-08 | 103 | 107 | 1.0 |
| 9 Jeff Chatman, 1984-88 | 122 | 107 | 0.9 |
| 10 Lee Cumnard, 2005-09 | 131 | 106 | 0.8 |

Blocks Per Game

| Rk Name, Years | G | Blk | Avg |
|------------------------------|-----|-----|------|
| 1 Shawn Bradley, 1990-91 | 34 | 177 | 5.21 |
| 2 Greg Kite, 1979-83 | 112 | 208 | 1.86 |
| 3 Yoeli Childs, 2016-present | 84 | 127 | 1.51 |
| 4 Noah Hartsock, 2008-12 | 134 | 177 | 1.32 |
| 5 Eric Mika, 2013-14, 16-17 | 67 | 87 | 1.30 |
| 6 Russell Larson, 1991-95 | 129 | 166 | 1.29 |
| 7 Alan Taylor, 1976-80 | 110 | 119 | 1.08 |
| 8 Trent Plaisted, 2004-08 | 103 | 107 | 1.04 |
| 9 Alan Pollard, 1984-86 | 60 | 62 | 1.03 |
| 10 Corbin Kaufusi, 2014-16 | 86 | 80 | 0.93 |

Assist/Turnover Ratio

| Rk Name, Years | A | TO | A:TO |
|-------------------------------------|-----|-----|--------|
| 1 Marty Perry, 1982-85 | 299 | 117 | 2.56:1 |
| 2 Nathan Call, 1986-88, 90-92 | 528 | 236 | 2.24:1 |
| 3 Scott Rumia, 1976-80 | 405 | 185 | 2.19:1 |
| 4 Kevin Santiago, 1988-90 | 193 | 90 | 2.14:1 |
| 5 Marty Haws, 1986-90 | 502 | 244 | 2.06:1 |
| 6 Randy Reid, 1992-96 | 458 | 232 | 1.97:1 |
| 7 Kyle Collinsworth, 2010-11, 13-16 | 703 | 367 | 1.92:1 |
| 8 Matt Montague, 1996-97, 99-02 | 570 | 300 | 1.90:1 |
| 9 TJ Haws, 2016-present | 337 | 184 | 1.83:1 |
| 10 Matt Carlino, 2011-14 | 437 | 243 | 1.80:1 |

5 Blocks Games

| Rk Name, Years | # |
|----------------------------|----|
| 1 Shawn Bradley, 1990-91 | 22 |
| 2 Greg Kite, 1979-83 | 12 |
| 3 Alan Taylor, 1976-80 | 3 |
| Trent Plaisted, 2004-08 | 3 |
| 5 Alan Pollard, 1984-86 | 2 |
| Russell Larson, 1991-95 | 2 |
| James Anderson, 2008-11 | 2 |
| Yoeli Childs, 2016-present | 2 |

3 Blocks Games

| Rk Name, Years | # |
|------------------------------|----|
| 1 Greg Kite, 1979-83 | 35 |
| 2 Shawn Bradley, 1990-91 | 28 |
| 3 Noah Hartsock, 2008-12 | 24 |
| 4 Russell Larson, 1991-95 | 21 |
| 5 Yoeli Childs, 2016-present | 16 |

5 3-pointers Games

| Rk Name, Years | # |
|---------------------------------|----|
| 1 Chase Fischer, 2014-16 | 14 |
| 2 Jonathan Tavarnari, 2006-10 | 13 |
| Jimmer Fredette, 2007-11 | 13 |
| 4 Jackson Emery, 2005-06, 08-11 | 11 |
| 5 Nick Emery, 2015-present | 9 |
| 6 Matt Carlino, 2011-14 | 6 |
| 7 Terrell Lyday, 1999-01 | 5 |
| Mike Rose, 2003-07 | 5 |
| Elijah Bryant, 2016-18 | 5 |

3 3-pointers Games

| Rk Name, Years | # |
|--------------------------------|----|
| 1 Jimmer Fredette, 2007-11 | 47 |
| 2 Jonathan Tavarnari, 2006-10 | 46 |
| 3 Chase Fischer, 2014-16 | 39 |
| 4 Mark Bigelow, 1998-99, 01-04 | 34 |
| Jackson Emery, 2005-06, 08-11 | 34 |
| Nick Emery, 2015-present | 34 |
| 7 TJ Haws, 2016-present | 31 |
| 8 Matt Carlino, 2011-14 | 25 |
| 9 Mike Rose, 2003-07 | 24 |
| 10 Nick Sanderson, 1991-93 | 22 |

Consecutive Games with a 3-Pointer

| Rk Name, Years | # |
|---|----|
| 1 Nick Emery, 2/22/16 to 1/28/17 | 32 |
| 2 Jimmer Fredette, 12/8/10 to 3/24/11 | 28 |
| 3 Chase Fischer, 12/23/15 to 3/29/16 | 26 |
| 4 Jackson Emery, 1/27/10 to 12/8/10 | 24 |
| Elijah Bryant, 11/17/17 to 2/1/18 | 24 |
| 6 Mark Bigelow, 2/13/99 to 1/15/02 | 22 |
| Jonathan Tavarnari, 11/29/08 to 2/24/09 | 22 |
| 8 Nick Emery, 11/20/15 to 2/4/16 | 21 |
| Terrell Lyday, 11/20/00 to 2/12/01 | 21 |
| TJ Haws, 1/14/17 to 11/24/17 | 21 |

Consecutive Games Started

| Rk Name, Years | # |
|---------------------------------|-----|
| 1 Jeff Chatman, 1984-88 | 122 |
| 2 Fred Roberts, 1978-82 | 119 |
| 3 Mark Bigelow, 1998-99, 01-04 | 118 |
| 4 Devin Durrant, 1978-80, 82-84 | 117 |
| 5 Lee Cumnard, 2005-09 | 102 |
| Marty Haws, 1986-90 | 91 |
| 7 Michael Smith, 1983-84, 86-89 | 90 |
| 8 TJ Haws, 2016-present | 85 |
| 9 Mekeli Wesley, 1997-01 | 71 |
| Brandon Davies, 2009-13 | 71 |

Double-Doubles

| Rk Name, Years | # |
|-------------------------------------|----|
| 1 Kresimir Cosic, 1970-73 | 48 |
| 2 John Fairchild, 1964-65 | 39 |
| 3 Kyle Collinsworth, 2010-11, 13-16 | 37 |
| 4 Alan Taylor, 1976-80 | 34 |
| 5 Bruce Burton, 1960-63 | 31 |
| 6 Steve Trumbo, 1978-82 | 30 |
| 7 Michael Smith, 1983-84, 86-89 | 30 |
| Yoeli Childs, 2016-present | 29 |
| 9 Brett Applegate, 1982-84 | 28 |
| 10 Russell Larson, 1991-95 | 27 |
| 11 Jay Cheesman, 1973-77 | 25 |
| 12 Rafael Araujo, 2002-04 | 24 |
| Brandon Davies, 2009-13 | 24 |
| 14 Kari Liimo, 1966-69 | 23 |
| Mark Handy, 1973-77 | 23 |

Consecutive Double-Doubles

| Rk Name, Years | # |
|---------------------------------------|----|
| 1 Kresimir Cosic, 2/26/71 to 12/11/71 | 10 |
| Brett Applegate, 12/21/83 to 1/30/84 | 10 |
| 3 John Fairchild, 2/20/65 to 3/14/65 | 7 |
| Eric Mika, 12/31/16 to 01/21/17 | 7 |
| 5 Bruce Burton, 1/5/63 to 2/2/63 | 6 |
| Kresimir Cosic, 12/29/71 to 1/27/72 | 6 |
| Yoeli Childs, 03/14/18 to 11/17/18 | 6 |
| 8 Mark Miller, 2/5/60 to 2/20/60 | 5 |
| John Fairchild, 12/14/63 to 1/28/63 | 5 |
| John Fairchild, 12/30/64 to 1/16/65 | 5 |
| Jim Eakins, 2/1/68 to 2/24/68 | 5 |
| Rafael Araujo, 11/29/03 to 12/13/03 | 5 |

BYU BASKETBALL

BYU'S RECORD WHEN/MISCELLANEOUS STATS

| BYU'S RECORD WHEN ... | | | | | |
|---------------------------------|-------|-----|-----|-----|------------|
| Venue | 18-19 | H | A | N | Under Rose |
| Overall | 9-7 | 7-1 | 1-5 | 1-1 | 338-129 |
| Home | 7-1 | — | — | — | 194-25 |
| Away | 1-5 | — | — | — | 95-67 |
| Neutral | 1-1 | — | — | — | 49-37 |
| Lead at the half/end of game... | 18-19 | H | A | N | Under Rose |
| BYU leads at the half | 8-1 | 6-0 | 1-1 | 1-0 | 277-32 |
| Opponent leads at the half | 1-5 | 1-1 | 0-3 | 0-1 | 51-90 |
| Score tied at the half | 0-1 | 0-0 | 0-1 | 0-0 | 10-7 |
| BYU leads w/5 min left | 9-0 | 7-0 | 1-0 | 1-0 | 316-10 |
| Opponent leads w/5 min left | 0-6 | 0-1 | 0-4 | 0-1 | 18-115 |
| Score tied w/5 min left | 0-1 | 0-0 | 0-1 | 0-0 | 4-4 |
| BYU leads w/1 min left | 8-1 | 7-0 | 0-0 | 1-1 | 327-3 |
| Opponent leads w/1 min left | 0-6 | 0-1 | 0-5 | 0-0 | 6-119 |
| Score tied w/1 min left | 1-0 | 0-0 | 1-0 | 0-0 | 5-7 |
| Game goes into overtime | 0-2 | 0-0 | 0-1 | 0-1 | 10-11 |
| BYU scores... | 18-19 | H | A | N | Under Rose |
| 100-plus points | 1-1 | 1-0 | 0-1 | 0-0 | 17-3 |
| 90-99 points | 3-1 | 2-0 | 1-0 | 0-1 | 67-4 |
| 80-89 points | 3-3 | 3-0 | 0-3 | 0-0 | 117-24 |
| 70-79 points | 2-1 | 1-0 | 0-1 | 1-0 | 105-36 |
| 60-69 points | 0-1 | 0-1 | 0-0 | 0-0 | 28-52 |
| 60 or less points | 0-0 | 0-0 | 0-0 | 0-0 | 4-10 |
| Opponent scores... | 18-19 | H | A | N | Under Rose |
| 100-plus points | 0-2 | 0-0 | 0-2 | 0-0 | 2-7 |
| 90-99 points | 3-1 | 2-0 | 0-2 | 0-1 | 4-17 |
| 80-89 points | 2-1 | 1-0 | 1-1 | 0-0 | 25-44 |
| 70-79 points | 1-1 | 1-1 | 0-0 | 0-0 | 80-50 |
| 60-69 points | 4-0 | 4-0 | 0-0 | 0-0 | 136-11 |
| 50-59 points | 2-0 | 1-0 | 0-0 | 1-0 | 68-0 |
| 50 or less points | 0-0 | 0-0 | 0-0 | 0-0 | 23-0 |
| BYU double figure scorers | 18-19 | H | A | N | Under Rose |
| One player in double figures | 0-0 | 0-0 | 0-0 | 0-0 | 1-5 |
| Two players in double figures | 2-4 | 2-1 | 0-3 | 0-0 | 42-30 |
| Three players in double figures | 4-1 | 2-0 | 1-1 | 1-0 | 112-58 |
| Four players in double figures | 2-2 | 2-0 | 0-1 | 0-1 | 122-31 |
| Five players in double figures | 1-0 | 1-0 | 0-0 | 0-0 | 48-5 |
| Six players in double figures | 0-0 | 0-0 | 0-0 | 0-0 | 12-0 |
| Seven players in double figures | 0-0 | 0-0 | 0-0 | 0-0 | 1-0 |
| Shooting, rebounding and TOs | 18-19 | H | A | N | Under Rose |
| BYU shoots 50% or better | 4-3 | 3-0 | 1-2 | 0-1 | 157-13 |
| Opponent shoots 50% or better | 0-3 | 0-1 | 0-2 | 0-0 | 19-47 |
| BYU outshoots opponent | 9-4 | 7-0 | 1-3 | 1-1 | 278-25 |
| Opponent outshoots BYU | 0-3 | 0-1 | 0-2 | 0-0 | 58-101 |
| Teams shoot equal FG percentage | 0-0 | 0-0 | 0-0 | 0-0 | 1-3 |
| BYU outrebounds opponent | 7-2 | 5-0 | 1-2 | 1-0 | 256-37 |
| Opponent outrebounds BYU | 2-5 | 2-1 | 0-3 | 0-1 | 65-84 |
| BYU, opponent tie in rebounds | 0-0 | 0-0 | 0-0 | 0-0 | 16-8 |
| BYU has a positive TO margin | 6-2 | 5-1 | 0-0 | 1-1 | 207-52 |
| BYU has a negative TO margin | 2-3 | 1-0 | 1-3 | 0-0 | 99-62 |
| BYU, opponent tie in TOs | 1-2 | 1-0 | 0-2 | 0-0 | 31-15 |
| Wins, losses and rest | 18-19 | H | A | N | Under Rose |
| Coming off a win | 6-2 | 5-1 | 0-0 | 1-1 | 236-101 |
| Coming off a loss | 3-5 | 2-0 | 1-5 | 0-0 | 102-28 |
| Two-plus days between games | 7-7 | 5-1 | 1-5 | 1-1 | 262-93 |
| One day between games | 2-0 | 2-0 | 0-0 | 0-0 | 61-21 |
| Playing the next day | 0-0 | 0-0 | 0-0 | 0-0 | 15-15 |
| Days | 18-19 | H | A | N | Under Rose |
| Monday | 0-0 | 0-0 | 0-0 | 0-0 | 10-5 |
| Tuesday | 1-1 | 1-0 | 0-1 | 0-0 | 41-12 |
| Wednesday | 3-1 | 3-0 | 0-1 | 0-0 | 61-19 |
| Thursday | 2-0 | 1-0 | 1-0 | 0-0 | 58-27 |
| Friday | 0-0 | 0-0 | 0-0 | 0-0 | 29-8 |
| Saturday | 3-5 | 2-1 | 0-3 | 1-1 | 139-57 |

| BYU'S RECORD WHEN ... | | | | | |
|---------------------------|-------|-----|-----|-----|------------|
| On television | 18-19 | H | A | N | Under Rose |
| All games on TV | 9-7 | 7-1 | 1-5 | 1-1 | 300-121 |
| On BYUtv | 7-1 | 7-1 | 0-0 | 0-0 | 123-12 |
| On ESPN | 0-0 | 0-0 | 0-0 | 0-0 | 3-5 |
| On ESPN2 | 0-0 | 0-0 | 0-0 | 0-0 | 18-28 |
| On ESPN3 | 2-1 | 0-0 | 1-1 | 1-0 | 30-15 |
| On ESPNNEWS | 0-0 | 0-0 | 0-0 | 0-0 | 1-0 |
| On ESPN3 | 0-0 | 0-0 | 0-0 | 0-1 | 0-1 |
| ESPN+ | 0-1 | 0-0 | 0-1 | 0-0 | 0-1 |
| On SSN/AT&T Sports | 0-0 | 0-0 | 0-0 | 0-0 | 15-9 |
| On CBS Sports Network | 0-2 | 0-0 | 0-2 | 0-0 | 15-9 |
| On KJZZ | 0-1 | 0-0 | 0-1 | 0-0 | 4-1 |
| Top 25 | 18-19 | H | A | N | Under Rose |
| vs. a top 25 opponent | 0-2 | 0-0 | 0-2 | 0-0 | 13-37 |
| as a top 25 team | 0-0 | 0-0 | 0-0 | 0-0 | 57-16 |
| Months | 18-19 | H | A | N | Under Rose |
| November | 5-3 | 5-1 | 0-2 | 0-0 | 68-21 |
| December | 3-4 | 2-0 | 0-3 | 1-1 | 78-30 |
| January | 1-0 | 0-0 | 1-0 | 0-0 | 80-29 |
| February | 0-0 | 0-0 | 0-0 | 0-0 | 72-22 |
| March | 0-0 | 0-0 | 0-0 | 0-0 | 40-26 |
| April | 0-0 | 0-0 | 0-0 | 0-0 | 0-1 |
| Margin of victory/defeat | 18-19 | H | A | N | Under Rose |
| 1-4 points | 1-2 | 0-0 | 1-1 | 0-1 | 34-33 |
| 5-9 points | 0-1 | 0-0 | 0-1 | 0-0 | 59-34 |
| 10-15 points | 3-1 | 2-0 | 0-1 | 1-0 | 93-37 |
| 16-19 points | 1-2 | 1-1 | 0-1 | 0-0 | 37-17 |
| 20-29 points | 3-1 | 3-0 | 0-1 | 0-0 | 65-7 |
| 30-39 points | 1-0 | 1-0 | 0-0 | 0-0 | 33-1 |
| 40-49 points | 0-0 | 0-0 | 0-0 | 0-0 | 9-0 |
| 50+ points | 0-0 | 0-0 | 0-0 | 0-0 | 6-0 |
| BYU points per possession | 18-19 | H | A | N | Under Rose |
| > 1.4 | 0-0 | 0-0 | 0-0 | 0-0 | 7-0 |
| 1.3-1.399 | 1-0 | 1-0 | 0-0 | 0-0 | 25-0 |
| 1.2-1.299 | 2-1 | 2-0 | 0-1 | 0-0 | 85-1 |
| 1.1-1.199 | 3-1 | 1-0 | 1-0 | 1-1 | 90-13 |
| 1.0-1.099 | 2-3 | 2-1 | 0-2 | 0-0 | 99-51 |
| 0.9-0.999 | 1-1 | 1-0 | 0-1 | 0-0 | 29-44 |
| 0.8-0.899 | 0-1 | 0-0 | 0-1 | 0-0 | 3-18 |
| < 0.8 | 0-0 | 0-0 | 0-0 | 0-0 | 0-2 |
| Opp points per possession | 18-19 | H | A | N | Under Rose |
| > 1.4 | 0-0 | 0-0 | 0-0 | 0-0 | 0-0 |
| 1.3-1.399 | 0-1 | 0-0 | 0-1 | 0-0 | 0-5 |
| 1.2-1.299 | 0-4 | 0-1 | 0-2 | 0-1 | 3-25 |
| 1.1-1.199 | 1-0 | 0-0 | 1-0 | 0-0 | 17-49 |
| 1.0-1.099 | 2-2 | 2-0 | 0-2 | 0-0 | 71-43 |
| 0.9-0.999 | 1-0 | 0-0 | 0-0 | 1-0 | 107-6 |
| 0.8-0.899 | 4-0 | 4-0 | 0-0 | 0-0 | 78-1 |
| < 0.8 | 1-0 | 1-0 | 0-0 | 0-0 | 62-0 |

| DUNKS | | |
|------------------|---------|--------|
| | 2018-19 | Career |
| Yoeli Childs | 21 | 113 |
| TJ Haws | 0 | 2 |
| Dalton Nixon | 5 | 10 |
| Luke Worthington | 0 | 3 |
| Gavin Baxter | 4 | 4 |
| Connor Harding | 4 | 4 |
| Zac Seljaas | 2 | 2 |
| Rylan Bergersen | 1 | 1 |
| BYU | 37 | |
| Opponents | 20 | |

| LATE GAME FREE THROWS, 5:00-2:00 | | |
|----------------------------------|-----------------|--------------|
| Player | Season | Career |
| TJ Haws | 7-8 (.875) | 35-43 (.814) |
| Yoeli Childs | 4-8 (.500) | 26-42 (.619) |
| Nick Emery | 0-0 (.000) | 19-21 (.905) |
| Zac Seljaas | 4-4 (1.000) | 4-5 (.800) |
| Evan Troy | 0-0 (.000) | 0-1 (.000) |
| Dalton Nixon | 0-2 (.000) | 4-7 (.571) |
| Luke Worthington | 4-8 (.500) | 8-14 (.571) |
| Jahshire Hardnett | 6-7 (.857) | 16-21 (.762) |
| McKay Cannon | 1-1 (1.000) | 1-2 (.500) |
| Rylan Bergersen | 4-6 (.667) | 6-8 (.750) |
| Connor Harding | 3-3 (1.000) | 3-3 (1.000) |
| Kolby Lee | 1-2 (.500) | 1-2 (.500) |
| Gavin Baxter | 0-1 (.000) | 0-1 (.000) |
| Totals | 34-50 (.680) | |
| Under Rose | 881-1210 (.728) | |

| LATE GAME FREE THROWS, 2:00-0:00 | | |
|----------------------------------|------------------|---------------|
| Player | Season | Career |
| TJ Haws | 6-6 (1.000) | 51-57 (.895) |
| Yoeli Childs | 6-9 (.750) | 17-27 (.630) |
| Zac Seljaas | 3-4 (.750) | 15-19 (.789) |
| Luke Worthington | 0-0 (.000) | 4-8 (.500) |
| Jahshire Hardnett | 14-18 (.778) | 29-33 (.879) |
| Nick Emery | 2-2 (1.000) | 35-39 (.897) |
| Dalton Nixon | 1-2 (.500) | 7-11 (.636) |
| McKay Cannon | 0-0 (.000) | 10-10 (1.000) |
| Evan Troy | 0-0 (.000) | 4-5 (.800) |
| Gavin Baxter | 0-1 (.000) | 0-1 (.000) |
| Kolby Lee | 2-4 (.500) | 2-4 (.500) |
| Connor Harding | 2-3 (.667) | 2-3 (.667) |
| Rylan Bergersen | 1-2 (.500) | 1-2 (.500) |
| Totals | 37-50 (.740) | |
| Under Rose | 1140-1513 (.753) | |



2018-19 WCC Standings (as of 1/3/19)

| | Overall | Pct | WCC | Pct |
|------------------|---------|------|-----|-------|
| San Francisco | 13-2 | .867 | 1-0 | 1.000 |
| Santa Clara | 9-6 | .600 | 1-0 | 1.000 |
| BYU | 9-7 | .562 | 1-0 | 1.000 |
| Pepperdine | 8-7 | .533 | 1-0 | 1.000 |
| Loyola Marymount | 12-3 | .800 | 0-1 | .000 |
| San Diego | 11-5 | .688 | 0-1 | .000 |
| Pacific | 10-6 | .625 | 0-1 | .000 |
| Saint Mary's | 9-7 | .562 | 0-1 | .000 |
| Gonzaga | 13-2 | .867 | 0-0 | .000 |
| Portland | 7-8 | .467 | 0-0 | .000 |

2018-19 WCC Players of the Week

| | |
|---------|---------------------------------|
| Nov. 12 | Rui Hachimura, Gonzaga |
| Nov. 19 | James Batemon, Loyola Marymount |
| Nov. 26 | Rui Hachimura, Gonzaga |
| Dec. 3 | Josh Perkins, Gonzaga |
| Dec. 10 | Yoeli Childs, BYU |
| Dec. 17 | Anthony Townes, Pacific |
| Dec. 24 | Trey Wertz, Santa Clara |
| Dec. 31 | Ajare Sanni, Pacific |

2018-19 Preseason All-WCC Team

| Player | School | Yr. | Pos. |
|------------------|------------------|-----|------|
| James Batemon | Loyola Marymount | Sr. | G |
| Yoeli Childs | BYU | Jr. | F |
| KJ Feagin | Santa Clara | Sr. | G |
| Frankie Ferrari | San Francisco | Sr. | G |
| Jordan Ford | Saint Mary's | Jr. | G |
| Rui Hachimura | Gonzaga | Jr. | F |
| Zach Norvell Jr. | Gonzaga | So. | G |
| Josh Perkins | Gonzaga | Sr. | G |
| Isaiah Pineiro | San Diego | Sr. | F |
| Killian Tillie | Gonzaga | Jr. | F |

2018-19 WCC Preseason Poll

| Team (First Place Votes) | Points |
|--------------------------|--------|
| 1. Gonzaga (9) | 81 |
| 2. Saint Mary's | 68 |
| 3. BYU (1) | 67 |
| 4. San Francisco | 57 |
| 5. San Diego | 52 |
| 6. Pacific | 39 |
| 7. Loyola Marymount | 31 |
| 8. Pepperdine | 22 |
| 9. Santa Clara | 18 |
| 10. Portland | 15 |

| TEAM | All | Conf |
|-----------------------------|------|--------|
| WCC Stats (as of 1/3/19) | | |
| Scoring Offense | 2 | |
| Scoring Defense | 10 | |
| Scoring Margin | 6 | |
| FT Percentage | 6 | |
| FG Percentage | 3 | |
| FG Percentage Defense | 6 | |
| 3FG Percentage | 9 | |
| 3FG Percentage Defense | 9 | |
| 3-Point FG Made/Game | 8 | |
| Rebounding Offense | 3 | |
| Rebounding Defense | 9 | |
| Rebounding Margin | 8 | |
| Blocked Shots | 5 | |
| Assists | 2 | |
| Steals | 7 | |
| Turnover Margin | 5 | |
| Assist/Turnover Ratio | 2 | |
| Offensive Rebounds | 7 | |
| Defensive Rebounds | 3 | |
| Defensive Reb Pct | 6 | |
| Offensive Reb Pct | 9 | |
| NCAA Stats (as of 12/31/18) | Rank | Actual |
| Won-Lost Percentage | 191 | 53.3 |
| Scoring Offense | 20 | 84.5 |
| Scoring Defense | 311 | 78.8 |
| Scoring Margin | 142 | 5.7 |
| Field-Goal Percentage | 61 | 47.7 |
| Field-Goal Pct Defense | 117 | 42.1 |
| 3-Point Field Goals/Game | 239 | 7.0 |
| 3-Point Field-Goal Pct | 306 | 30.4 |
| 3-Point FG Defense | 244 | 35.2 |
| Free-Throw Percentage | 40 | 74.9 |
| Rebound Margin | 231 | -0.5 |
| Assists Per Game | 36 | 16.7 |
| Assist Turnover Ratio | 20 | 1.46 |
| Blocked Shots Per Game | 202 | 3.1 |
| Steals Per Game | 191 | 6.3 |
| Turnovers Per Game | 34 | 11.4 |
| Turnover Margin | 121 | 1.5 |
| Personal Fouls Per Game | 282 | 19.9 |
| Offensive Rebounds Per Game | 275 | 9.1 |
| Defensive Rebounds Per Game | 28 | 29.2 |
| Total Rebounds Per Game | 87 | 38.3 |

| INDIVIDUAL | Top BYU player - All | Rank | Top BYU player - Conf | Rank |
|-----------------------------|----------------------|------|-----------------------|------|
| WCC (as of 1/3/19) | | | | |
| Scoring | Yoeli Childs | 2 | | |
| Rebounding | Yoeli Childs | 1 | | |
| FG Percentage | Yoeli Childs | 10 | | |
| Assists | TJ Haws | 4 | | |
| FT Percentage | TJ Haws | 7 | | |
| Steals | — | — | | |
| 3FG Percentage | TJ Haws | 13 | | |
| 3FG Made/Game | TJ Haws | T6 | | |
| Blocked Shots | Yoeli Childs | 6 | | |
| Assist/TO Ratio | TJ Haws | 6 | | |
| Offensive Rebounds | Yoeli Childs | 6 | | |
| Defensive Rebounds | Yoeli Childs | 2 | | |
| Minutes Played | TJ Haws | 9 | | |
| NCAA Stats (as of 12/31/18) | BYU Player | Rank | Actual | |
| Points Per Game | Yoeli Childs | 19 | 22.3 | |
| | TJ Haws | 144 | 17.3 | |
| Field-Goal Percentage | Yoeli Childs | 65 | 55.4 | |
| Free-Throw Percentage | TJ Haws | 45 | 87.5 | |
| Rebounds Per Game | Yoeli Childs | 17 | 10.1 | |
| Blocked Shots Per Game | Yoeli Childs | 197 | 1.13 | |
| Assist Turnover Ratio | TJ Haws | 83 | 2.42 | |
| Double-Doubles | Yoeli Childs | 5 | 8.0 | |

2018-19 SCORING BY HALF (BYU-OPPONENT)

| Opponent | 1st half | Margin | FG % | 2nd half | Margin | FG % | OT | Margin | FG % | Final | Margin | FG % |
|----------------------|--------------|------------|------------------|--------------|------------|------------------|----------|--------|-----------|---------------|------------|------------------|
| at Nevada | 34-34 | 0 | 31.4-27.0 | 36-52 | -16 | 44.1-51.7 | -- | -- | -- | 70-86 | -16 | 37.7-37.9 |
| Utah Valley | 25-26 | -1 | 31.0-22.5 | 50-39 | +11 | 54.8-45.7 | -- | -- | -- | 75-65 | +10 | 43.3-33.3 |
| Northwestern State | 42-25 | +17 | 48.4-32.3 | 40-32 | +8 | 46.4-30.3 | -- | -- | -- | 82-57 | +25 | 47.5-31.3 |
| Oral Roberts | 43-31 | +12 | 40.6-39.3 | 42-34 | +8 | 41.0-41.2 | -- | -- | -- | 85-65 | +20 | 40.8-40.3 |
| Alabama A&M | 46-24 | +22 | 50.0-25.7 | 45-36 | +9 | 50.0-45.2 | -- | -- | -- | 91-60 | +31 | 50.0-34.8 |
| Rice | 54-43 | +11 | 58.3-54.8 | 51-35 | +16 | 52.9-36.4 | -- | -- | -- | 105-78 | +27 | 55.7-45.3 |
| Houston | 32-37 | -5 | 38.7-50.0 | 30-39 | -9 | 43.5-51.6 | -- | -- | -- | 62-76 | -14 | 40.7-50.8 |
| at Illinois State | 40-31 | +9 | 51.5-33.3 | 38-47 | -9 | 35.5-48.4 | 11-14 | -3 | 12.5-36.4 | 89-92 | -3 | 40.3-39.7 |
| at Weber State | 46-47 | -1 | 55.9-41.7 | 57-66 | -9 | 62.9-64.7 | -- | -- | -- | 103-113 | -10 | 59.4-52.9 |
| Utah State | 53-34 | +19 | 57.6-35.3 | 42-46 | -4 | 53.8-65.4 | -- | -- | -- | 95-80 | +15 | 55.9-48.3 |
| vs. Utah | 32-28 | +4 | 37.0-38.5 | 42-31 | +11 | 56.7-34.6 | -- | -- | -- | 74-59 | +15 | 47.4-36.5 |
| Portland State | 45-32 | +13 | 53.3-38.7 | 40-34 | +6 | 41.9-25.0 | -- | -- | -- | 85-66 | +19 | 47.5-31.3 |
| vs. UNLV | 30-47 | -17 | 45.2-48.4 | 53-36 | +17 | 61.3-37.5 | 7-9 | -2 | 50.0-50.0 | 90-92 | -2 | 52.9-44.1 |
| at San Diego State | 38-52 | -14 | 56.0-51.4 | 43-38 | +5 | 51.5-55.6 | -- | -- | -- | 81-90 | -9 | 53.4-52.8 |
| at Mississippi State | 38-48 | -10 | 48.3-50.0 | 43-55 | -12 | 38.7-59.4 | -- | -- | -- | 81-103 | -22 | 43.3-54.3 |
| at Pacific | 49-37 | +12 | 60.0-39.3 | 41-50 | -9 | 41.7-53.8 | -- | -- | -- | 90-87 | +3 | 51.9-46.3 |
| at Saint Mary's | | | | | | | | | | | | |
| Portland | | | | | | | | | | | | |
| Santa Clara | | | | | | | | | | | | |
| at Pepperdine | | | | | | | | | | | | |
| at San Francisco | | | | | | | | | | | | |
| Saint Mary's | | | | | | | | | | | | |
| Gonzaga | | | | | | | | | | | | |
| Loyola Marymount | | | | | | | | | | | | |
| at Portland | | | | | | | | | | | | |
| Pacific | | | | | | | | | | | | |
| at San Diego | | | | | | | | | | | | |
| at Loyola Marymount | | | | | | | | | | | | |
| San Francisco | | | | | | | | | | | | |
| at Gonzaga | | | | | | | | | | | | |
| San Diego | | | | | | | | | | | | |
| Totals | 40.4-36.0 | +4.4 | 47.8-38.9 | 43.3-41.9 | +1.4 | 48.7-46.1 | 9.0-11.5 | -2.5 | 28.6-40.0 | 84.9-79.3 | +5.6 | 48.0-42.3 |

* Superlatives in bold

2018-19 Offensive Trends (BYU-Opponent)

| Opponent | Points/Point | Points Off TO | 2nd Chance Points | Fastbreak Points | Bench Points | Big Run | Big Lead | | | | | |
|---------------------------|-------------------|---------------|-------------------|------------------|--------------------|---------|--------------------|-----|-------------------|-----|-----------------|-------------|
| at Nevada | 38 | 34 | 8 | 12 | 10 | 2 | 17 | 7 | 20 | 26 | 8-0/10-0 | 4/16 |
| Utah Valley | 32 | 32 | 13 | 6 | 11 | 13 | 7 | 4 | 16 | 22 | 8-0/7-0 | 12/7 |
| Northwestern State | 40 | 16 | 12 | 10 | 10 | 4 | 13 | 4 | 20 | 30 | 18-0/8-0 | 28/2 |
| Oral Roberts | 40 | 24 | 16 | 6 | 13 | 3 | 24 | 8 | 26 | 32 | 9-0/3-0 | 26/2 |
| Alabama A&M | 44 | 18 | 10 | 4 | 12 | 5 | 24 | 0 | 26 | 34 | 11-0/5-0 | 40/0 |
| Rice | 52 | 30 | 14 | 4 | 8 | 13 | 14 | 6 | 30 | 34 | 12-0/5-0 | 31/3 |
| Houston | 18 | 32 | 16 | 12 | 8 | 7 | 11 | 10 | 8 | 11 | 7-0/11-0 | 2/21 |
| at Illinois State | 42 | 22 | 17 | 14 | 15 | 10 | 6 | 9 | 15 | 7 | 6-0/6-0 | 14/6 |
| at Weber State | 62 | 42 | 5 | 16 | 4 | 12 | 6 | 6 | 25 | 30 | 7-0/6-0 | 6/15 |
| Utah State | 36 | 50 | 22 | 9 | 5 | 12 | 11 | 5 | 31 | 33 | 6-0/8-0 | 22/0 |
| vs. Utah | 34 | 16 | 15 | 19 | 14 | 7 | 6 | 6 | 6 | 22 | 13-0/8-0 | 20/3 |
| Portland State | 44 | 26 | 32 | 10 | 6 | 23 | 18 | 9 | 14 | 34 | 16-0/9-0 | 22/0 |
| vs. UNLV | 58 | 20 | 21 | 11 | 14 | 19 | 12 | 6 | 12 | 24 | 5-0/9-0 | 4/17 |
| at San Diego State | 36 | 28 | 18 | 27 | 11 | 8 | 12 | 10 | 32 | 13 | 8-0/10-0 | 2/20 |
| at Mississippi State | 40 | 54 | 13 | 24 | 13 | 29 | 2 | 12 | 14 | 30 | 8-0/13-0 | 4/36 |
| at Pacific | 26 | 32 | 13 | 22 | 6 | 7 | 2 | 2 | 31 | 46 | 6-0/7-0 | 21/1 |
| at Saint Mary's | | | | | | | | | | | | |
| Portland | | | | | | | | | | | | |
| Santa Clara | | | | | | | | | | | | |
| at Pepperdine | | | | | | | | | | | | |
| at San Francisco | | | | | | | | | | | | |
| Saint Mary's | | | | | | | | | | | | |
| Gonzaga | | | | | | | | | | | | |
| Loyola Marymount | | | | | | | | | | | | |
| at Portland | | | | | | | | | | | | |
| Pacific | | | | | | | | | | | | |
| at San Diego | | | | | | | | | | | | |
| at Loyola Marymount | | | | | | | | | | | | |
| San Francisco | | | | | | | | | | | | |
| at Gonzaga | | | | | | | | | | | | |
| San Diego | | | | | | | | | | | | |
| Totals | 642 | 476 | 249 | 206 | 163 | 174 | 185 | 104 | 326 | 428 | | |
| Times Led, Record (W/L/T) | 6-5/2-2/1-0 | | 7-3/2-4/0-0 | | 4-4/5-3/0-0 | | 7-4/0-2/2-1 | | 0-2/9-5/0-0 | | | |
| Under Rose (W/L/T) | 224-49/92-77/22-3 | | 258-50/70-72/10-7 | | 206-60/107-64/25-5 | | 238-63/64-47/36-19 | | 185-47/145-78/8-4 | | | |

* Superlatives in bold

| No. | Name | Pos. | Ht. | Wt. | Yr. | Hometown (Previous School) |
|-----|-------------------|------|------|-----|-----|---------------------------------------|
| 0 | Jahshire Hardnett | G | 6-0 | 185 | Jr. | Gulfport, Mississippi (Chipola) |
| 1 | Rylan Bergersen | G | 6-6 | 200 | So. | Boise, Idaho (Link Year) |
| 2 | Zac Seljaas | G | 6-7 | 215 | Jr. | Bountiful, Utah (Bountiful HS) |
| 4 | Nick Emery | G | 6-2 | 185 | Jr. | Alpine, Utah (Lone Peak HS) |
| 10 | Jesse Wade | G | 6-1 | 175 | So. | Kaysville, Utah (Gonzaga) |
| 13 | Taylor Maughan | G | 6-4 | 200 | Jr. | Fullerton, California (BYU-Hawaii) |
| 21 | Evan Troy | G | 6-5 | 180 | Jr. | Longview, Washington (Mark Morris HS) |
| 23 | Yoeli Childs | F | 6-8 | 225 | Jr. | South Jordan, Utah (Bingham HS) |
| 24 | McKay Cannon | G | 6-0 | 185 | Sr. | Shelley, Idaho (Weber State) |
| 25 | Gavin Baxter | F | 6-9 | 210 | Fr. | Provo, Utah (Timpview HS) |
| 30 | TJ Haws | G | 6-4 | 170 | Jr. | Alpine, Utah (Lone Peak HS) |
| 33 | Dalton Nixon | F | 6-7 | 215 | Jr. | Orem, Utah (Orem HS) |
| 40 | Kolby Lee | F | 6-9 | 240 | Fr. | Meridian, Idaho (Rocky Mountain HS) |
| 41 | Luke Worthington | F | 6-10 | 235 | Sr. | Mequon, Wisconsin (Homestead HS) |
| 44 | Connor Harding | G | 6-6 | 185 | Fr. | Pocatello, Idaho (Highland HS) |

Pronunciations
 YOELI CHILDS
 YO-lee
 JAHSIRE HARDNETT
 jaw-SHEER
 TAYLOR MAUGHAN
 MAWN
 ZAC SELJAAS
 SELL-yus
 LEE CUMMARD
 cuh-MAHRD
 ROBERT RAMOS
 RAY-mus
 ERICK SCHORK
 SH-ork


Head Coach: Dave Rose, 14th year (Houston, 1983)
 Assistant Head Coach: Tim LaComb (Utah, 2006)
 Assistant Coach: Quincy Lewis (Wagner, 1993)
 Assistant Coach: Lee Cummard (BYU, 2009)
 Graduate Assistant: Nate Austin (BYU, 2016)
 Director of Basketball Operations: Andrew May (BYU, 2010)
 Coordinator of Player Development: Garrett Faucette (BYU, 2008)
 Athletic Trainer: Robert Ramos (BYU, 1995)
 Strength and Conditioning Coach: Erick Schork (Springfield, 1995)

| 2018-19 SEASON AND CAREER HIGH | | | | | |
|--------------------------------|-------------------|--------|---|--|--|
| # | Player | | Points | Rebounds | Assists |
| 0 | Jahshire Hardnett | Season | 24 at Weber State | 4 (3x) last at Weber State | 4 (2x) last vs. Oral Roberts |
| | | Career | Same | 8 (2x) last vs. Pacific (2017-18) | 5 (2x) last at Santa Clara (2017-18) |
| 1 | Rylan Bergersen | Season | 8 vs. Alabama A&M | 4 vs. Portland State | 3 vs. Rice |
| | | Career | Same | 4 (2x) last vs. Portland State (2018-19) | Same |
| 2 | Zac Seljaas | Season | 15 vs. Alabama A&M | 6 (2x) vs. UNLV | 4 (2x) last at Illinois State |
| | | Career | 25 vs. Central Michigan (2015-16) | 7 (3x) last vs. Creighton (2015-16) | 5 (3x) last vs. Idaho State (2017-18) |
| 4 | Nick Emery | Season | 11 vs. Utah State | 4 (2x) last at Pacific | 6 vs. Portland State |
| | | Career | 37 vs. Utah Valley (2016-17) | 9 vs. San Diego (2015-16) | 7 vs. Mississippi Valley State (2015-16) |
| 13 | Taylor Maughan | Season | — | 1 vs. Alabama A&M | 1 at San Diego State |
| | | Career | — | Same | Same |
| 21 | Evan Troy | Season | 2 vs. Oral Roberts | 2 vs. Northwestern State | — |
| | | Career | 2 (3x) last at Loyola Marymount (2017-18) | Same | 1 (2x) last vs. Portland (2017-18) |
| 23 | Yoeli Childs | Season | 31 (3x) last vs. Utah | 16 (2x) last at Illinois State | 6 at Illinois State |
| | | Career | 33 vs. Saint Mary's (2018 WCC) | 17 at San Francisco (2016-17) | 8 at Santa Clara (2017-18) |
| 24 | McKay Cannon | Season | 8 vs. Rice | 3 (2x) last at Pacific | 3 (2x) last at Mississippi State |
| | | Career | 17 at Utah State (2017-18) | 4 at San Francisco (2017-18) | 6 at Utah Valley (2017-18) |
| 25 | Gavin Baxter | Season | 8 at Illinois State | 6 vs. Utah Valley | 1 (2x) vs. Rice |
| | | Career | Same | Same | Same |
| 30 | TJ Haws | Season | 30 vs. Portland State | 8 (2x) last at Illinois State | 8 vs. Rice |
| | | Career | Same | Same | 8 (2x) last vs. Rice (2018-19) |
| 33 | Dalton Nixon | Season | 15 vs. Northwestern State | 7 (2x) last at Illinois State | 4 vs. Houston |
| | | Career | 15 (2x) last vs. Northwestern State (2018-19) | 8 vs. UT Arlington (2017-18) | 4 (2x) last vs. Saint Mary's (2018 WCC) |
| 40 | Kolby Lee | Season | 5 (2x) last at San Diego State | 2 (2x) last vs. Oral Roberts | — |
| | | Career | Same | Same | — |
| 41 | Luke Worthington | Season | 11 at San Diego State | 6 (2x) last at Mississippi State | 1 (2x) last vs. Alabama A&M |
| | | Career | 16 at Gonzaga (2017-18) | 6 (4x) last at Mississippi State (2018-19) | 3 at Santa Clara (2017-18) |
| 44 | Connor Harding | Season | 14 vs. Utah State | 7 (2x) last vs. Rice | 3 vs. Portland State |
| | | Career | Same | Same | Same |

| GEOGRAPHIC BREAKDOWN | |
|----------------------|--|
| California | Taylor Maughan |
| Idaho | Rylan Bergersen McKay Cannon Connor Harding Kolby Lee |
| Mississippi | Jahshire Hardnett |
| Utah | Gavin Baxter Yoeli Childs Nick Emery TJ Haws Dalton Nixon Zac Seljaas Jesse Wade |
| Washington | Evan Troy |
| Wisconsin | Luke Worthington |

| CLASS BREAKDOWN | | | |
|----------------------------------|--|-------------------------------|---|
| Seniors | Juniors | Sophomores | Freshmen |
| McKay Cannon Luke Worthington | Yoeli Childs Nick Emery Jahshire Hardnett TJ Haws Taylor Maughan Dalton Nixon Zac Seljaas Evan Troy | Rylan Bergersen Jesse Wade | Gavin Baxter Connor Harding Kolby Lee |

#0 • JAHSHIRE HARDNETT
6-0 • 185 • JR • GUARD



GULFPORT, MISSISSIPPI
CHIPOLA COLLEGE

2018-19 SEASON HIGHS

| | |
|-------|---|
| PTS | 24 at Weber State – 12/01/18 |
| 1st H | 13 vs. Rice – 11/21/18 |
| 2nd H | 16 at Weber State – 12/01/18 |
| REB | 4 (3x) last at Weber State – 12/01/18 |
| AST | 4 (2x) last vs. Oral Roberts – 11/15/18 |
| BLK | – |
| STL | 4 (2x) last vs. Portland State – 12/12/18 |
| FGM | 11 at Weber State – 12/01/18 |
| FGA | 15 (2x) last at Weber State – 12/01/18 |
| 3PM | 3 vs. Rice – 11/21/18 |
| 3PA | 6 at San Diego State – 12/22/18 |
| FTM | 8 at Pacific – 01/03/19 |
| FTA | 9 at Pacific – 01/03/19 |
| MIN | 40 vs. UNLV – 12/15/18 |

CAREER HIGHS

| | |
|-------|---|
| PTS | 24 at Weber State – 12/01/18 |
| 1st H | 13 vs. Rice – 11/21/18 |
| 2nd H | 16 at Weber State – 12/01/18 |
| REB | 8 (2x) last vs. Pacific – 01/27/18 |
| AST | 5 (2x) last at Santa Clara – 01/13/18 |
| BLK | 1 (3x) last at Stanford – 03/14/18 |
| STL | 4 (2x) last vs. Portland State – 12/12/18 |
| FGM | 11 at Weber State – 12/01/18 |
| FGA | 15 (2x) last at Weber State – 12/01/18 |
| 3PM | 3 vs. Rice – 11/21/18 |
| 3PA | 6 at San Diego State – 12/22/18 |
| FTM | 8 at Pacific – 01/03/19 |
| FTA | 9 at Pacific – 01/03/19 |
| MIN | 40 vs. UNLV – 12/15/18 |

MISCELLANEOUS

| | 18-19 | Career |
|----------------------|---------|----------|
| Double-Figure Points | 8 (4-4) | 15 (9-6) |
| 20-plus Points | 2 (1-1) | 2 (1-1) |
| Double-Figure Reb | – | – |
| Double-Doubles | – | – |
| 3-plus Steals | 1 (0-1) | 1 (0-1) |
| 3-plus Blocks | – | – |
| 3-plus 3-point FG | – | – |
| Scoring Leader | 1 (0-1) | 1 (0-1) |
| Rebound Leader | – | 2 (2-0) |
| Assist Leader | 1 (1-0) | 3 (1-2) |

2018-19 SEASON — PPG: 11.6 RPG: 2.3 APG: 1.8 BPG: 0.0 SPG: 1.2 FG%: .450 3FG%: .237 FT%: .820

2017-18 • Sophomore

- Played in 35 games and started 32-straight games to end the season
- Received the Outstanding Defensive Player Award at the end of season banquet
- Posted season highs of 17 points (San Diego), 8 rebounds (twice), 5 assists (twice), 2 steals (7 times), 1 block (3 times) and 2 3-point field goals (twice)
- In a home win over San Diego, totaled 17 points, 8 rebounds, 1 block and 2 steals
- Scored in double figures seven times
- Led the team in rebounds twice and assists twice

- Was named to the Sun Herald's All-South Mississippi Team and to the Clairon-Ledger's Dandy Dozen
- As a senior, played at Arlington Day School in Jacksonville, Florida, where he averaged 13 points and five rebounds

Personal

- Parents are Monique Phillips and Michael Hardnett
- Has two brothers

Before BYU

- Played his freshman season at Chipola College in Marianna, Florida
- Averaged 13.0 points, 2.9 rebounds, 3.9 assists and 1.8 steals while shooting 56.0 percent from the field and 43.9 percent from the 3-point line
- Posted season highs of 25 points, eight rebounds, 10 assists and four steals.
- Earned All-Panhandle Conference First Team honors and Panhandle Conference Freshman of the Year
- Helped lead the Indians to a 22-8 record
- Redshirted at Fordham before playing at Chipola
- Prepped at Gulfport High School in Gulfport, Mississippi, where he played for Owen Miller for three seasons
- As a junior, Hardnett averaged 22.2 points, 4.3 rebounds and 1.6 steals while leading Gulfport to the Mississippi Class 6A state title

2018-19 GAME-BY-GAME

| Opponent | Date | GS | Min | FG | FGA | Pct | 3FG | FGA | Pct | FT | FTA | Pct | Off | Def | TR | Avg | PF | FO | A | TO | Blk | Stl | Pts | Avg | |
|----------------------|----------|----|-----|-----|-----|------|------|-----|------|------|-----|-------|------|-----|----|-----|-----|----|---|----|-----|-----|-----|------|------|
| at Nevada | 11/06/18 | * | 27 | 6 | 15 | .400 | 1 | 5 | .200 | 4 | 6 | .667 | 0 | 4 | 4 | 4.0 | 3 | 0 | 3 | 1 | 0 | 0 | 17 | 17.0 | |
| Utah Valley | 11/09/18 | * | 34 | 3 | 8 | .375 | 0 | 2 | .000 | 3 | 4 | .750 | 0 | 2 | 2 | 3.0 | 1 | 0 | 4 | 1 | 0 | 1 | 9 | 13.0 | |
| Northwestern State | 11/13/18 | * | 22 | 2 | 5 | .400 | 1 | 3 | .333 | 4 | 4 | 1.000 | 1 | 1 | 2 | 2.7 | 0 | 0 | 3 | 4 | 0 | 2 | 9 | 11.7 | |
| Oral Roberts | 11/15/18 | * | 29 | 6 | 11 | .545 | 1 | 3 | .333 | 3 | 3 | 1.000 | 1 | 3 | 4 | 3.0 | 0 | 0 | 4 | 1 | 0 | 2 | 16 | 12.8 | |
| Alabama A&M | 11/17/18 | * | 25 | 2 | 6 | .333 | 0 | 1 | .000 | 1 | 1 | 1.000 | 0 | 3 | 3 | 3.0 | 1 | 0 | 3 | 0 | 0 | 0 | 5 | 11.2 | |
| Rice | 11/21/18 | * | 23 | 6 | 7 | .857 | 3 | 4 | .750 | 5 | 5 | 1.000 | 0 | 3 | 3 | 3.0 | 4 | 0 | 1 | 1 | 0 | 1 | 20 | 12.7 | |
| Houston | 11/24/18 | * | 23 | 2 | 5 | .400 | 0 | 2 | .000 | 0 | 0 | .000 | 0 | 3 | 3 | 3.0 | 1 | 0 | 0 | 2 | 0 | 1 | 4 | 11.4 | |
| at Illinois State | 11/28/18 | * | 31 | 1 | 7 | .143 | 0 | 3 | .000 | 7 | 8 | .875 | 1 | 2 | 3 | 3.0 | 3 | 0 | 2 | 1 | 0 | 4 | 9 | 11.1 | |
| at Weber State | 12/01/18 | * | 32 | 11 | 15 | .733 | 0 | 0 | .000 | 2 | 4 | .500 | 1 | 3 | 4 | 3.1 | 3 | 0 | 1 | 1 | 0 | 0 | 24 | 12.6 | |
| Utah State | 12/05/18 | * | 26 | 3 | 8 | .375 | 0 | 2 | .000 | 4 | 5 | .800 | 0 | 1 | 1 | 2.9 | 1 | 0 | 1 | 2 | 0 | 1 | 10 | 12.3 | |
| vs. Utah | 12/08/18 | * | 22 | 0 | 3 | .000 | 0 | 2 | .000 | 0 | 0 | .000 | 0 | 0 | 0 | 2.6 | 2 | 0 | 1 | 0 | 0 | 0 | 0 | 11.2 | |
| Portland State | 12/12/18 | * | 23 | 3 | 8 | .375 | 0 | 1 | .000 | 0 | 0 | .000 | 0 | 0 | 0 | 2.4 | 2 | 0 | 1 | 1 | 0 | 4 | 6 | 10.8 | |
| vs. UNLV | 12/15/18 | * | 40 | 7 | 14 | .500 | 0 | 1 | .000 | 5 | 6 | .833 | 2 | 1 | 3 | 2.5 | 1 | 0 | 3 | 2 | 0 | 2 | 19 | 11.4 | |
| at San Diego State | 12/22/18 | * | 20 | 5 | 12 | .417 | 2 | 6 | .333 | 0 | 0 | .000 | 0 | 1 | 1 | 2.4 | 2 | 0 | 0 | 3 | 0 | 0 | 12 | 11.4 | |
| at Mississippi State | 12/29/18 | * | 28 | 2 | 7 | .286 | 0 | 0 | .000 | 4 | 6 | .667 | 0 | 2 | 2 | 2.3 | 3 | 0 | 2 | 0 | 0 | 1 | 8 | 11.2 | |
| at Pacific | 01/03/19 | | 21 | 4 | 9 | .444 | 1 | 3 | .333 | 8 | 9 | .889 | 1 | 0 | 1 | 2.3 | 3 | 0 | 0 | 1 | 0 | 0 | 17 | 11.6 | |
| at Saint Mary's | 01/05/19 | | | | | | | | | | | | | | | | | | | | | | | | |
| Portland | 01/10/19 | | | | | | | | | | | | | | | | | | | | | | | | |
| Santa Clara | 01/12/19 | | | | | | | | | | | | | | | | | | | | | | | | |
| at Pepperdine | 01/17/19 | | | | | | | | | | | | | | | | | | | | | | | | |
| at San Francisco | 01/19/19 | | | | | | | | | | | | | | | | | | | | | | | | |
| Saint Mary's | 01/24/19 | | | | | | | | | | | | | | | | | | | | | | | | |
| Gonzaga | 01/31/19 | | | | | | | | | | | | | | | | | | | | | | | | |
| Loyola Marymount | 02/02/19 | | | | | | | | | | | | | | | | | | | | | | | | |
| at Portland | 02/07/19 | | | | | | | | | | | | | | | | | | | | | | | | |
| Pacific | 02/09/19 | | | | | | | | | | | | | | | | | | | | | | | | |
| at San Diego | 02/14/19 | | | | | | | | | | | | | | | | | | | | | | | | |
| at Loyola Marymount | 02/16/19 | | | | | | | | | | | | | | | | | | | | | | | | |
| San Francisco | 02/21/19 | | | | | | | | | | | | | | | | | | | | | | | | |
| at Gonzaga | 02/23/19 | | | | | | | | | | | | | | | | | | | | | | | | |
| San Diego | 03/02/19 | | | | | | | | | | | | | | | | | | | | | | | | |
| Totals | | | 15 | 426 | 63 | 140 | .450 | 9 | 38 | .237 | 50 | 61 | .820 | 7 | 29 | 36 | 2.3 | 30 | 0 | 29 | 21 | 0 | 19 | 185 | 11.6 |

CAREER STATISTICS (ALL GAMES)

| Year | GP | GS | Min | Avg | FG | FGA | Pct | 3FG | FGA | Pct | FT | FTA | Pct | Off | Def | TR | Avg | PF | FO | A | TO | Blk | Stl | Pts | Avg |
|---------|----|----|------|------|-----|-----|------|-----|-----|------|----|-----|------|-----|-----|-----|-----|-----|----|-----|----|-----|-----|-----|------|
| 2017-18 | 35 | 32 | 945 | 27.0 | 75 | 164 | .457 | 15 | 46 | .326 | 46 | 57 | .807 | 11 | 85 | 96 | 2.7 | 91 | 2 | 71 | 59 | 3 | 25 | 211 | 6.0 |
| 2018-19 | 16 | 15 | 426 | 26.6 | 63 | 140 | .450 | 9 | 38 | .237 | 50 | 61 | .820 | 7 | 29 | 36 | 2.3 | 30 | 0 | 29 | 21 | 0 | 19 | 185 | 11.6 |
| TOTAL | 51 | 47 | 1371 | 26.9 | 138 | 304 | .454 | 24 | 84 | .286 | 96 | 118 | .814 | 18 | 114 | 132 | 2.6 | 121 | 2 | 100 | 80 | 3 | 44 | 396 | 7.8 |

CAREER STATISTICS (CONFERENCE GAMES)

| Year | GP | GS | Min | Avg | FG | FGA | Pct | 3FG | FGA | Pct | FT | FTA | Pct | Off | Def | TR | Avg | PF | FO | A | TO | Blk | Stl | Pts | Avg | |
|---------|----|----|-----|------|----|-----|------|-----|-----|------|----|-----|------|-----|-----|----|-----|----|----|----|----|-----|-----|-----|-----|--|
| 2017-18 | 18 | 18 | 524 | 29.1 | 35 | 76 | .461 | 10 | 26 | .385 | 28 | 36 | .778 | 7 | 52 | 59 | 3.3 | 52 | 1 | 35 | 27 | 2 | 13 | 108 | 6.0 | |
| 2018-19 | | | | | | | | | | | | | | | | | | | | | | | | | | |
| TOTAL | 18 | 18 | 524 | 29.1 | 35 | 76 | .461 | 10 | 26 | .385 | 28 | 36 | .778 | 7 | 52 | 59 | 3.3 | 52 | 1 | 35 | 27 | 2 | 13 | 108 | 6.0 | |

#1 • RYLAN BERGERSEN
6-6 • 200 • SO • GUARD



BOISE, IDAHO
LINK YEAR

2018-19 SEASON — PPG: 3.1 RPG: 1.4 APG: 0.5 BPG: 0.1 SPG: 0.1 FG%: .406 3FG%: .300 FT%: .600

2017-18 • Freshman

- Played in 24 games
- Received the Coaches Award at the end of season banquet
- Posted season highs of 7 points, 4 rebounds, 2 assists, 1 block and 1 steal (twice)
- At Stanford, scored 7 points and hit 4 of 4 from the free-throw line
- Scored 4 points on 2 of 2 shooting and added 1 steal at Santa Clara

- His father Roberto was selected in the second round of the 1999 NBA Draft by the Atlanta Hawks and was inducted into the Boise State Hall of Fame

Before BYU

- Reclassified to play one year of prep school at Link Year for Antonio McKenzie in Branson, Missouri
- Averaged 18 points, five rebounds and three assists while shooting 42 percent from 3
- During the summer of 2016, played for Team Fast on the Adidas Uprising circuit where he averaged 12.9 points and shot 44 percent from downtown
- Played at Borah High School for coach Cary Cada
- As a senior in 2015-16, averaged 15.5 points, 5.7 rebounds, 3.0 assists, 1.4 blocks and 2.3 assists per game while shooting 53 percent from the floor and 41 percent from 3-point range
- Led Borah (23-3) to the semifinals of the 5A state tournament and a win in the consolation game
- Named first-team all-state as a senior by the Idaho Statesman and USA Today
- Named second-team all-state as a junior by USA Today

Personal

- Parents are Roberto and Rhonda Bergersen

2018-19 SEASON HIGHS

| | |
|-------|---|
| PTS | 8 vs. Alabama A&M – 11/17/18 |
| 1st H | 6 vs. Alabama A&M – 11/17/18 |
| 2nd H | 6 vs. Rice – 11/21/18 |
| REB | 4 vs. Portland State – 12/12/18 |
| AST | 3 vs. Rice – 11/21/18 |
| BLK | 1 (2x) last vs. Portland State – 12/12/18 |
| STL | 1 (2x) last vs. Alabama A&M – 11/17/18 |
| FGM | 3 vs. Oral Roberts – 11/15/18 |
| FGA | 5 (2x) last vs. Rice – 11/21/18 |
| 3PM | 1 (4x) last at Weber State – 12/01/18 |
| 3PA | 4 vs. Alabama A&M – 11/17/18 |
| FTM | 5 vs. Alabama A&M – 11/17/18 |
| FTA | 9 vs. Alabama A&M – 11/17/18 |
| MIN | 17 vs. Alabama A&M – 11/17/18 |

CAREER HIGHS

| | |
|-------|---|
| PTS | 8 vs. Alabama A&M – 11/17/18 |
| 1st H | 6 vs. Alabama A&M – 11/17/18 |
| 2nd H | 6 vs. Rice – 11/21/18 |
| REB | 4 (2x) last vs. Portland State – 12/12/18 |
| AST | 3 vs. Rice – 11/21/18 |
| BLK | 4 (3x) last vs. Portland State – 12/12/18 |
| STL | 1 (4x) last vs. Alabama A&M – 11/17/18 |
| FGM | 3 vs. Oral Roberts – 11/15/18 |
| FGA | 5 (2x) last vs. Rice – 11/21/18 |
| 3PM | 1 (8x) last at Weber State – 12/01/18 |
| 3PA | 4 vs. Alabama A&M – 11/17/18 |
| FTM | 5 vs. Alabama A&M – 11/17/18 |
| FTA | 9 vs. Alabama A&M – 11/17/18 |
| MIN | 17 vs. Alabama A&M – 11/17/18 |

MISCELLANEOUS

| | 18-19 | Career |
|----------------------|-------|--------|
| Double-Figure Points | – | – |
| 20-plus Points | – | – |
| Double-Figure Reb | – | – |
| Double-Doubles | – | – |
| 3-plus Steals | – | – |
| 3-plus Blocks | – | – |
| 3-plus 3-point FG | – | – |
| Scoring Leader | – | – |
| Rebound Leader | – | – |
| Assist Leader | – | – |

2018-19 GAME-BY-GAME

| Opponent | Date | GS | Min | FG | FGA | Pct | 3FG | FGA | Pct | FT | FTA | Pct | Off | Def | TR | Avg | PF | FO | A | TO | Blk | Stl | Pts | Avg |
|----------------------|----------|----|-----|-----|-----|-------|------|-----|-------|------|-----|-------|------|-----|----|-----|-----|----|---|----|-----|-----|-----|-----|
| at Nevada | 11/06/18 | | 13 | 1 | 4 | .250 | 1 | 3 | .333 | 3 | 5 | .600 | 0 | 1 | 1 | 1.0 | 0 | 0 | 0 | 0 | 1 | 6 | 6.0 | |
| Utah Valley | 11/09/18 | | 5 | 0 | 0 | .000 | 0 | 0 | .000 | 0 | 0 | .000 | 0 | 1 | 1 | 1.0 | 0 | 0 | 0 | 0 | 1 | 0 | 3.0 | |
| Northwestern State | 11/13/18 | | 7 | 1 | 1 | 1.000 | 0 | 0 | .000 | 0 | 0 | .000 | 0 | 1 | 1 | 1.0 | 1 | 0 | 0 | 1 | 0 | 0 | 2.7 | |
| Oral Roberts | 11/15/18 | | 8 | 3 | 5 | .600 | 1 | 2 | .500 | 0 | 0 | .000 | 0 | 1 | 1 | 1.0 | 0 | 0 | 0 | 0 | 0 | 7 | 3.8 | |
| Alabama A&M | 11/17/18 | | 17 | 1 | 4 | .250 | 1 | 4 | .250 | 5 | 9 | .556 | 0 | 3 | 3 | 1.4 | 0 | 0 | 0 | 1 | 0 | 1 | 8 | 4.6 |
| Rice | 11/21/18 | | 12 | 2 | 5 | .400 | 0 | 3 | .000 | 2 | 2 | 1.000 | 0 | 3 | 3 | 1.7 | 2 | 0 | 3 | 0 | 0 | 6 | 4.8 | |
| Houston | 11/24/18 | | 7 | 0 | 2 | .000 | 0 | 2 | .000 | 0 | 0 | .000 | 0 | 1 | 1 | 1.6 | 0 | 0 | 0 | 0 | 0 | 0 | 4.1 | |
| at Illinois State | 11/28/18 | | | | | | | | | | | | | | | | | | | | | | | |
| | | | | | | | | | | | | | | | | | | | | | | | | |
| | | | | | | | | | | | | | | | | | | | | | | | | |
| at Weber State | 12/01/18 | | 6 | 1 | 3 | .333 | 1 | 2 | .500 | 0 | 0 | .000 | 0 | 0 | 0 | 1.4 | 1 | 0 | 0 | 0 | 0 | 3 | 4.0 | |
| Utah State | 12/05/18 | | | | | | | | | | | | | | | | | | | | | | | |
| | | | | | | | | | | | | | | | | | | | | | | | | |
| vs. Utah | 12/08/18 | | 1 | 0 | 0 | .000 | 0 | 0 | .000 | 0 | 0 | .000 | 0 | 0 | 0 | 1.2 | 0 | 0 | 0 | 0 | 0 | 0 | 3.6 | |
| Portland State | 12/12/18 | | 11 | 1 | 2 | .500 | 0 | 1 | .000 | 0 | 1 | .000 | 0 | 4 | 4 | 1.5 | 1 | 0 | 2 | 1 | 1 | 0 | 3.4 | |
| vs. UNLV | 12/15/18 | | 7 | 0 | 1 | .000 | 0 | 0 | .000 | 0 | 0 | .000 | 0 | 0 | 0 | 1.4 | 3 | 0 | 0 | 1 | 0 | 0 | 3.1 | |
| at San Diego State | 12/22/18 | | 17 | 2 | 3 | .667 | 1 | 1 | 1.000 | 1 | 1 | 1.000 | 0 | 2 | 2 | 1.4 | 0 | 0 | 2 | 0 | 0 | 6 | 3.3 | |
| at Mississippi State | 12/29/18 | | 13 | 1 | 1 | 1.000 | 1 | 1 | 1.000 | 1 | 2 | .500 | 0 | 2 | 2 | 1.5 | 1 | 0 | 0 | 1 | 0 | 0 | 4 | 3.4 |
| at Pacific | 01/03/19 | | 2 | 0 | 1 | .000 | 0 | 1 | .000 | 0 | 0 | .000 | 0 | 0 | 0 | 1.4 | 1 | 0 | 0 | 0 | 0 | 0 | 3.1 | |
| at Saint Mary's | 01/05/19 | | | | | | | | | | | | | | | | | | | | | | | |
| Portland | 01/10/19 | | | | | | | | | | | | | | | | | | | | | | | |
| Santa Clara | 01/12/19 | | | | | | | | | | | | | | | | | | | | | | | |
| at Pepperdine | 01/17/19 | | | | | | | | | | | | | | | | | | | | | | | |
| at San Francisco | 01/19/19 | | | | | | | | | | | | | | | | | | | | | | | |
| Saint Mary's | 01/24/19 | | | | | | | | | | | | | | | | | | | | | | | |
| Gonzaga | 01/31/19 | | | | | | | | | | | | | | | | | | | | | | | |
| Loyola Marymount | 02/02/19 | | | | | | | | | | | | | | | | | | | | | | | |
| at Portland | 02/07/19 | | | | | | | | | | | | | | | | | | | | | | | |
| Pacific | 02/09/19 | | | | | | | | | | | | | | | | | | | | | | | |
| at San Diego | 02/14/19 | | | | | | | | | | | | | | | | | | | | | | | |
| at Loyola Marymount | 02/16/19 | | | | | | | | | | | | | | | | | | | | | | | |
| San Francisco | 02/21/19 | | | | | | | | | | | | | | | | | | | | | | | |
| at Gonzaga | 02/23/19 | | | | | | | | | | | | | | | | | | | | | | | |
| San Diego | 03/02/19 | | | | | | | | | | | | | | | | | | | | | | | |
| Totals | | | 0 | 126 | 13 | 32 | .406 | 6 | 20 | .300 | 12 | 20 | .600 | 0 | 19 | 19 | 1.4 | 10 | 0 | 7 | 5 | 2 | 44 | 3.1 |

CAREER STATISTICS (ALL GAMES)

| Year | GP | GS | Min | Avg | FG | FGA | Pct | 3FG | FGA | Pct | FT | FTA | Pct | Off | Def | TR | Avg | PF | FO | A | TO | Blk | Stl | Pts | Avg |
|---------|----|----|-----|-----|----|-----|------|-----|-----|------|----|-----|------|-----|-----|----|-----|----|----|----|----|-----|-----|-----|-----|
| 2017-18 | 24 | 0 | 88 | 3.7 | 10 | 19 | .526 | 4 | 10 | .400 | 7 | 8 | .875 | 0 | 9 | 9 | 0.4 | 12 | 0 | 4 | 3 | 1 | 2 | 31 | 1.3 |
| 2018-19 | 14 | 0 | 126 | 9.0 | 13 | 32 | .406 | 6 | 20 | .300 | 12 | 20 | .600 | 0 | 19 | 19 | 1.4 | 10 | 0 | 7 | 5 | 2 | 2 | 44 | 3.1 |
| TOTAL | 38 | 0 | 214 | 5.6 | 23 | 51 | .451 | 10 | 30 | .333 | 19 | 28 | .679 | 0 | 28 | 28 | 0.7 | 22 | 0 | 11 | 8 | 3 | 4 | 75 | 2.0 |

CAREER STATISTICS (CONFERENCE GAMES)

| Year | GP | GS | Min | Avg | FG | FGA | Pct | 3FG | FGA | Pct | FT | FTA | Pct | Off | Def | TR | Avg | PF | FO | A | TO | Blk | Stl | Pts | Avg | |
|---------|----|----|-----|-----|----|-----|------|-----|-----|------|----|-----|------|-----|-----|----|-----|----|----|---|----|-----|-----|-----|-----|--|
| 2017-18 | 14 | 0 | 44 | 3.1 | 4 | 6 | .667 | 1 | 2 | .500 | 3 | 4 | .750 | 0 | 6 | 6 | 0.4 | 6 | 0 | 1 | 2 | 0 | 1 | 12 | 0.9 | |
| 2018-19 | | | | | | | | | | | | | | | | | | | | | | | | | | |
| TOTAL | 14 | 0 | 44 | 3.1 | 4 | 6 | .667 | 1 | 2 | .500 | 3 | 4 | .750 | 0 | 6 | 6 | 0.4 | 6 | 0 | 1 | 2 | 0 | 1 | 12 | 0.9 | |

#2 • ZAC SELJAAS
6-7 • 215 • JR • GUARD



BOUNTIFUL, UTAH
BOUNTIFUL HS

2018-19 SEASON HIGHS

| | |
|-------|---|
| PTS | 15 vs. Alabama A&M – 11/17/18 |
| 1st H | 7 (2x) last vs. Portland State – 12/12/18 |
| 2nd H | 9 (2x) last at Mississippi State – 12/29/18 |
| REB | 6 (2x) last vs. UNLV – 12/15/18 |
| AST | 4 (2x) last at Illinois State – 11/28/18 |
| BLK | 1 (7x) last vs. Utah – 12/08/18 |
| STL | 5 vs. Utah – 12/08/18 |
| FGM | 5 (2x) last vs. Utah – 12/08/18 |
| FGA | 14 vs. Utah – 12/08/18 |
| 3PM | 5 vs. Alabama A&M – 11/17/18 |
| 3PA | 8 (2x) last vs. Utah – 12/08/18 |
| FTM | 6 at Mississippi State – 12/29/18 |
| FTA | 6 at Mississippi State – 12/29/18 |
| MIN | 37 vs. Utah – 12/08/18 |

CAREER HIGHS

| | |
|-------|---|
| PTS | 25 vs. CMU – 12/1/8/15 |
| 1st H | 14 vs. San Francisco – 01/09/16 |
| 2nd H | 19 vs. CMU – 12/1/8/15 |
| REB | 7 (3x) last vs. Creighton – 03/22/16 |
| AST | 5 (3x) last vs. Idaho State – 12/21/17 |
| BLK | 3 vs. Valparaiso – 03/29/16 |
| STL | 5 vs. Utah – 12/08/18 |
| FGM | 9 vs. CMU – 12/1/8/15 |
| FGA | 14 vs. Utah – 12/08/18 |
| 3PM | 7 vs. CMU – 12/1/8/15 |
| 3PA | 10 (2x) last vs. San Francisco – 01/09/16 |
| FTM | 6 at Mississippi State – 12/29/18 |
| FTA | 6 at Mississippi State – 12/29/18 |
| MIN | 37 (2x) last vs. Utah – 12/08/18 |

MISCELLANEOUS

| | 18-19 | Career |
|----------------------|---------|-----------|
| Double-Figure Points | 5 (3-2) | 22 (18-4) |
| 20-plus Points | – | 2 (2-0) |
| Double-Figure Reb | – | 0 (0-0) |
| Double-Doubles | – | 0 (0-0) |
| 3-plus Steals | 1 (0-1) | 2 (1-1) |
| 3-plus Blocks | – | 1 (0-1) |
| 3-plus 3-point FG | 1 (1-0) | 12 (11-1) |
| Scoring Leader | – | 2 (2-0) |
| Rebound Leader | – | 1 (1-0) |
| Assist Leader | 1 (0-1) | 3 (2-1) |

CAREER STATISTICS (ALL GAMES)

| Year | GP | GS | Min | Avg | FG | FGA | Pct | 3FG | FGA | Pct | FT | FTA | Pct | Off | Def | TR | Avg | PF | FO | A | TO | Blk | Stl | Pts | Avg |
|--------------|-----------|-----------|-------------|-------------|------------|------------|-------------|------------|------------|-------------|-----------|-----------|-------------|-----------|------------|------------|------------|------------|----------|------------|-----------|-----------|-----------|------------|------------|
| 2015-16 | 35 | 1 | 698 | 19.9 | 88 | 178 | .494 | 68 | 136 | .500 | 23 | 33 | .697 | 19 | 81 | 100 | 2.9 | 63 | 1 | 41 | 21 | 16 | 21 | 267 | 7.6 |
| 2017-18 | 35 | 11 | 696 | 19.9 | 66 | 145 | .455 | 23 | 78 | .295 | 24 | 29 | .828 | 15 | 49 | 64 | 1.8 | 61 | 2 | 49 | 27 | 10 | 13 | 179 | 5.1 |
| 2018-19 | 16 | 15 | 367 | 22.9 | 40 | 100 | .400 | 24 | 68 | .353 | 22 | 27 | .815 | 15 | 39 | 54 | 3.4 | 30 | 1 | 24 | 17 | 7 | 14 | 126 | 7.9 |
| TOTAL | 86 | 27 | 1761 | 20.5 | 194 | 423 | .459 | 115 | 282 | .408 | 69 | 89 | .775 | 49 | 169 | 218 | 2.5 | 154 | 4 | 114 | 65 | 33 | 48 | 572 | 6.7 |

CAREER STATISTICS (CONFERENCE GAMES)

| Year | GP | GS | Min | Avg | FG | FGA | Pct | 3FG | FGA | Pct | FT | FTA | Pct | Off | Def | TR | Avg | PF | FO | A | TO | Blk | Stl | Pts | Avg |
|--------------|-----------|----------|------------|-------------|-----------|------------|-------------|-----------|-----------|-------------|-----------|-----------|-------------|-----------|-----------|-----------|------------|-----------|----------|-----------|-----------|-----------|-----------|------------|------------|
| 2015-16 | 17 | 0 | 340 | 20.0 | 39 | 91 | .429 | 30 | 72 | .417 | 8 | 12 | .667 | 15 | 48 | 63 | 3.7 | 30 | 0 | 29 | 11 | 7 | 6 | 116 | 6.8 |
| 2017-18 | 18 | 7 | 312 | 17.3 | 31 | 63 | .492 | 6 | 24 | .250 | 8 | 10 | .800 | 10 | 19 | 29 | 1.6 | 28 | 1 | 20 | 10 | 4 | 8 | 76 | 4.2 |
| 2018-19 | | | | | | | | | | | | | | | | | | | | | | | | | |
| TOTAL | 35 | 7 | 652 | 18.6 | 70 | 154 | .455 | 36 | 96 | .375 | 16 | 22 | .727 | 25 | 67 | 92 | 2.6 | 58 | 1 | 49 | 21 | 11 | 14 | 192 | 5.5 |

2018-19 SEASON — PPG: 7.9 RPG: 3.4 APG: 1.5 BPG: 0.4 SPG: 0.8 FG%: .400 3FG%: .353 FT%: .815

2017-18 • Sophomore

- Played in 35 games and started 11
- Posted season highs of 11 points (4 times), 5 rebounds, 5 assists, 2 blocks and 2 steals (twice)
- Hit 4 of 5 from the field and 3 of 4 from 3-point range for 11 points at Princeton
- Made 5 of 8 field goals for 11 points and added 2 assists at Santa Clara
- Scored in double figures five times and had three-plus 3-pointers once
- Led the team in assists twice

2015-16 • Freshman

- Played in 35 games and started 1
- Received the Sixth Man Award at the team banquet
- Nationally was 224th in 3-point field goals
- Among freshmen nationally was 38th in 3-point field goals
- In the WCC was 2nd in 3-point field goal percentage and 11th in 3-point field goals
- Finished the 2015-16 season 2nd in 3-point field goal percentage in a season at BYU and T-13th in made 3-point field goals
- His 7 3-point field goals against Central Michigan are tied for 8th most in a single game in BYU history
- In the BYU freshman record book is 1st in 3-point field goal percentage in a season, 2nd in 3-point field goals, 2nd in 3-point field goals per game, 2nd in games with 3-plus 3-point field goals and T-2nd most games with 5-plus 3-pointers
- Ended the season with 10-straight games with a made 3-pointer

Before BYU

- A four-year letterman for coach Mike Maxwell at Bountiful High School
- Finished Bountiful career with totals of 1,704 points, 494 rebounds, 325 assists, 140 steals and 217 3-point field goals
- Named the Utah Gatorade Player of the Year
- Named the 4A MVP and first-team all-state by the Deseret News, received All-Tribune (top players in the state regardless of classification) honors from the Salt Lake Tribune and named the Standard Examiner All-Area MVP
- Led Bountiful to a record of 22-6 overall and 14-0 in Region and the 4A state title
- Averaged 25.4 points, 6.1 rebounds, 4.3 assists and 1.7 steals and hit 82 threes
- Named to the 4A all-state first team by the Deseret News and the Salt Lake Tribune as a junior
- Led Bountiful to a record of 26-1 overall and 14-0 in Region 6 and the 4A state title
- Named to the 4A all-state second team by the Deseret News and the Salt Lake Tribune as a sophomore
- Led Bountiful to a record of 21-4 overall and 10-0 in Region 6 and the 4A state semifinals

Personal

- Parents are Gary and Carleen Seljaas
- Has two sisters and one brother
- Sister Nancy played at BYU from 2002-05
- Served a mission for The Church of Jesus Christ of Latter-day Saints in Iowa

2018-19 GAME-BY-GAME

| Opponent | Date | GS | Min | FG | FGA | Pct | 3FG | FGA | Pct | FT | FTA | Pct | Off | Def | TR | Avg | PF | FO | A | TO | Blk | Stl | Pts | Avg | |
|----------------------|----------|----|-----|-----|-----|-------|------|-----|-------|------|-----|-------|------|-----|----|-----|-----|----|---|----|-----|-----|-----|-----|-----|
| at Nevada | 11/06/18 | * | 24 | 3 | 6 | .500 | 2 | 5 | .400 | 0 | 0 | .000 | 0 | 5 | 5 | 5.0 | 3 | 0 | 0 | 0 | 1 | 0 | 8 | 8.0 | |
| Utah Valley | 11/09/18 | * | 22 | 2 | 4 | .500 | 2 | 4 | .500 | 1 | 2 | .500 | 1 | 3 | 4 | 4.5 | 2 | 0 | 2 | 1 | 1 | 1 | 7 | 7.5 | |
| Northwestern State | 11/13/18 | * | 22 | 2 | 5 | .400 | 2 | 5 | .400 | 2 | 2 | 1.000 | 0 | 2 | 2 | 3.7 | 0 | 0 | 2 | 2 | 0 | 0 | 8 | 7.7 | |
| Oral Roberts | 11/15/18 | * | 23 | 2 | 8 | .250 | 1 | 5 | .200 | 0 | 0 | .000 | 0 | 2 | 2 | 3.3 | 2 | 0 | 1 | 1 | 1 | 1 | 5 | 7.0 | |
| Alabama A&M | 11/17/18 | * | 23 | 5 | 11 | .455 | 5 | 8 | .625 | 0 | 0 | .000 | 0 | 2 | 2 | 3.0 | 2 | 0 | 1 | 1 | 1 | 0 | 15 | 8.6 | |
| Rice | 11/21/18 | * | 28 | 2 | 8 | .250 | 1 | 5 | .200 | 2 | 3 | .667 | 1 | 3 | 4 | 3.2 | 0 | 0 | 1 | 1 | 1 | 1 | 7 | 8.3 | |
| Houston | 11/24/18 | * | 26 | 0 | 2 | .000 | 0 | 2 | .000 | 4 | 5 | .800 | 1 | 2 | 3 | 3.1 | 2 | 0 | 4 | 1 | 0 | 0 | 4 | 7.7 | |
| at Illinois State | 11/28/18 | * | 35 | 3 | 10 | .300 | 2 | 7 | .286 | 1 | 2 | .500 | 1 | 3 | 4 | 3.3 | 0 | 0 | 4 | 0 | 0 | 0 | 9 | 7.9 | |
| at Weber State | 12/01/18 | * | 20 | 3 | 4 | .750 | 1 | 2 | .500 | 0 | 0 | .000 | 0 | 1 | 1 | 3.0 | 0 | 0 | 1 | 1 | 0 | 0 | 7 | 7.8 | |
| Utah State | 12/05/18 | * | 17 | 1 | 4 | .250 | 1 | 3 | .333 | 0 | 0 | .000 | 1 | 3 | 4 | 3.1 | 4 | 0 | 1 | 2 | 1 | 0 | 3 | 7.3 | |
| vs. Utah | 12/08/18 | * | 37 | 5 | 14 | .357 | 2 | 8 | .250 | 2 | 2 | 1.000 | 1 | 5 | 6 | 3.4 | 3 | 0 | 3 | 2 | 1 | 5 | 14 | 7.9 | |
| Portland State | 12/12/18 | * | 22 | 3 | 8 | .375 | 1 | 3 | .333 | 4 | 5 | .800 | 2 | 2 | 4 | 3.4 | 1 | 0 | 1 | 1 | 0 | 2 | 11 | 8.2 | |
| vs. UNLV | 12/15/18 | * | 30 | 4 | 8 | .500 | 2 | 6 | .333 | 0 | 0 | .000 | 3 | 3 | 6 | 3.6 | 5 | 1 | 0 | 0 | 0 | 1 | 10 | 8.3 | |
| at San Diego State | 12/22/18 | * | 8 | 0 | 1 | .000 | 0 | 1 | .000 | 0 | 0 | .000 | 1 | 0 | 1 | 3.4 | 3 | 0 | 1 | 1 | 0 | 0 | 0 | 7.7 | |
| at Mississippi State | 12/29/18 | * | 15 | 3 | 5 | .600 | 1 | 3 | .333 | 6 | 6 | 1.000 | 3 | 2 | 5 | 3.5 | 1 | 0 | 2 | 2 | 0 | 3 | 13 | 8.1 | |
| at Pacific | 01/03/19 | | 15 | 2 | 2 | 1.000 | 1 | 1 | 1.000 | 0 | 0 | .000 | 0 | 1 | 1 | 3.4 | 2 | 0 | 0 | 1 | 0 | 0 | 5 | 7.9 | |
| at Saint Mary's | 01/05/19 | | | | | | | | | | | | | | | | | | | | | | | | |
| Portland | 01/10/19 | | | | | | | | | | | | | | | | | | | | | | | | |
| Santa Clara | 01/12/19 | | | | | | | | | | | | | | | | | | | | | | | | |
| at Pepperdine | 01/17/19 | | | | | | | | | | | | | | | | | | | | | | | | |
| at San Francisco | 01/19/19 | | | | | | | | | | | | | | | | | | | | | | | | |
| Saint Mary's | 01/24/19 | | | | | | | | | | | | | | | | | | | | | | | | |
| Gonzaga | 01/31/19 | | | | | | | | | | | | | | | | | | | | | | | | |
| Loyola Marymount | 02/02/19 | | | | | | | | | | | | | | | | | | | | | | | | |
| at Portland | 02/07/19 | | | | | | | | | | | | | | | | | | | | | | | | |
| Pacific | 02/09/19 | | | | | | | | | | | | | | | | | | | | | | | | |
| at San Diego | 02/14/19 | | | | | | | | | | | | | | | | | | | | | | | | |
| at Loyola Marymount | 02/16/19 | | | | | | | | | | | | | | | | | | | | | | | | |
| San Francisco | 02/21/19 | | | | | | | | | | | | | | | | | | | | | | | | |
| at Gonzaga | 02/23/19 | | | | | | | | | | | | | | | | | | | | | | | | |
| San Diego | 03/02/19 | | | | | | | | | | | | | | | | | | | | | | | | |
| Totals | | | | | | | | | | | | | | | | | | | | | | | | | |
| | | | 15 | 367 | 40 | 100 | .400 | 24 | 68 | .353 | 22 | 27 | .815 | 15 | 39 | 54 | 3.4 | 30 | 1 | 24 | 17 | 7 | 14 | 126 | 7.9 |

#4 • NICK EMERY
6-2 • 185 • JR • GUARDALPINE, UTAH
LONE PEAK HS

2018-19 SEASON HIGHS

| | |
|-------|--|
| PTS | 11 vs. Utah State – 12/05/18 |
| 1st H | 6 vs. Utah State – 12/05/18 |
| 2nd H | 7 vs. UNLV – 12/15/18 |
| REB | 4 (2x) last at Pacific – 01/03/19 |
| AST | 6 vs. Portland State – 12/12/18 |
| BLK | – |
| STL | 2 (2x) last vs. Portland State – 12/12/18 |
| FGM | 4 vs. Utah State – 12/05/18 |
| FGA | 8 at San Diego State – 12/22/18 |
| 3PM | 3 vs. Utah State – 12/05/18 |
| 3PA | 5 at San Diego State – 12/22/18 |
| FTM | 2 vs. UNLV – 12/15/18 |
| FTA | 3 vs. UNLV – 12/15/18 |
| MIN | 24 (2x) last at San Diego State – 12/22/18 |

CAREER HIGHS

| | |
|-------|--|
| PTS | 37 (2x), last vs. Utah Valley – 11/26/16 |
| 1st H | 20 (2x) last vs. Utah Valley – 11/26/16 |
| 2nd H | 18 at Colorado – 12/12/15 |
| REB | 9 vs. San Diego – 02/20/16 |
| AST | 7 vs. MVSU – 11/25/15 |
| BLK | 2 vs. Valparaiso – 03/29/16 |
| STL | 5 (2x) last at Saint Mary's – 01/05/17 |
| FGM | 15 vs. Utah Valley – 11/26/16 |
| FGA | 28 vs. Utah Valley – 11/26/16 |
| 3PM | 10 at San Francisco – 02/11/16 |
| 3PA | 12 (2x) last vs. Utah Valley – 11/26/16 |
| FTM | 7 (2x) last vs. LMU – 03/04/17 |
| FTA | 8 at San Diego – 02/18/16 |
| MIN | 40 vs. Gonzaga – 03/07/16 |

MISCELLANEOUS

| | 18-19 | Career |
|----------------------|---------|------------|
| Double-Figure Points | 1 (1-0) | 53 (37-16) |
| 20-plus Points | – | 19 (15-4) |
| Double-Figure Reb | – | 0 (0-0) |
| Double-Doubles | – | 0 (0-0) |
| 3-plus Steals | – | 15 (9-6) |
| 3-plus Blocks | – | 0 (0-0) |
| 3-plus 3-point FG | 1 (1-0) | 34 (21-13) |
| Scoring Leader | – | 18 (13-5) |
| Rebound Leader | – | 2 (2-0) |
| Assist Leader | 1 (1-0) | 10 (7-3) |

CAREER STATISTICS (ALL GAMES)

| Year | GP | GS | Min | Avg | FG | FGA | Pct | 3FG | FGA | Pct | FT | FTA | Pct | Off | Def | TR | Avg | PF | FO | A | TO | Blk | Stl | Pts | Avg |
|---------|----|----|------|------|-----|-----|------|-----|-----|------|-----|-----|------|-----|-----|-----|-----|-----|----|-----|-----|-----|-----|------|------|
| 2015-16 | 36 | 32 | 1132 | 31.4 | 203 | 478 | .425 | 97 | 253 | .383 | 82 | 96 | .854 | 18 | 108 | 126 | 3.5 | 100 | 6 | 91 | 53 | 4 | 52 | 585 | 16.3 |
| 2016-17 | 34 | 33 | 1024 | 30.1 | 152 | 366 | .415 | 75 | 202 | .371 | 68 | 82 | .829 | 4 | 99 | 103 | 3.0 | 100 | 4 | 82 | 69 | 9 | 55 | 447 | 13.1 |
| 2018-19 | 7 | 0 | 129 | 18.4 | 14 | 35 | .400 | 7 | 22 | .318 | 4 | 5 | .800 | 0 | 12 | 12 | 1.7 | 23 | 1 | 14 | 7 | 0 | 7 | 39 | 5.6 |
| TOTAL | 77 | 65 | 2285 | 29.7 | 369 | 879 | .420 | 179 | 477 | .375 | 154 | 183 | .842 | 22 | 219 | 241 | 3.1 | 223 | 11 | 187 | 129 | 13 | 114 | 1071 | 13.9 |

CAREER STATISTICS (CONFERENCE GAMES)

| Year | GP | GS | Min | Avg | FG | FGA | Pct | 3FG | FGA | Pct | FT | FTA | Pct | Off | Def | TR | Avg | PF | FO | A | TO | Blk | Stl | Pts | Avg |
|---------|----|----|------|------|-----|-----|------|-----|-----|------|----|-----|------|-----|-----|----|-----|-----|----|----|----|-----|-----|-----|------|
| 2015-16 | 18 | 18 | 560 | 31.1 | 103 | 239 | .431 | 49 | 126 | .389 | 37 | 46 | .804 | 8 | 49 | 57 | 3.2 | 49 | 2 | 43 | 22 | 1 | 25 | 292 | 16.2 |
| 2016-17 | 18 | 17 | 522 | 29.0 | 66 | 160 | .413 | 34 | 94 | .362 | 28 | 37 | .757 | 2 | 39 | 41 | 2.3 | 60 | 3 | 33 | 31 | 4 | 28 | 194 | 10.8 |
| 2018-19 | | | | | | | | | | | | | | | | | | | | | | | | | |
| TOTAL | 36 | 35 | 1082 | 30.1 | 169 | 399 | .424 | 83 | 220 | .377 | 65 | 83 | .783 | 10 | 88 | 98 | 2.7 | 109 | 5 | 76 | 53 | 5 | 53 | 486 | 13.5 |

2018-19 SEASON — PPG: 5.6 RPG: 1.7 APG: 2.0 BPG: 0.0 SPG: 1.0 FG%: .400 3FG%: .318 FT%: .800

2016-17 • Sophomore

- Named an NSCA Strength and Conditioning All-American Athlete of the Year
- Received the Outstanding Defensive Player and Best Conditioned Perimeter Player Awards at the end of season banquet
- A team captain
- Became the fourth BYU player to reach 1,000 career points as a sophomore
- Set a BYU record by hitting at least one 3-point field goal in 32-straight games from 2/20/16 to 1/28/17
- Nationally was 93rd in total steals, 108th in steals per game, 136th in 3-point field goal attempts, 144th in 3-point field goals made and 204th in 3-point field goals per game
- In the WCC was 2nd in free-throw percentage, 2nd in steals, 5th in 3-point field goals per game, T-14th in scoring and 15th in assists
- Posted season highs of 37 points (Utah Valley), 8 rebounds (Princeton), 6 assists (Weber State), 5 steals (at Saint Mary's) and 5 3-point field goals (4 times)
- Scored in double figures 20 times and had 20-plus points 8 times
- Had 3-plus steals 8 times and 3-plus 3-pointers 13 times
- Led the team in scoring 7 times and assists 4 times

2015-16 • Freshman

- Named to the All-West Coast Conference Second Team and the All-WCC Freshman Team
- Named the WCC Player of the Week (Feb. 15)
- Named to the WCC All-Tournament Team
- The College Sports Madness All-High Major Freshman of the Year

2018-19 GAME-BY-GAME

| Opponent | Date | GS | Min | FG | FGA | Pct | 3FG | FGA | Pct | FT | FTA | Pct | Off | Def | TR | Avg | PF | FO | A | TO | Blk | Stl | Pts | Avg | |
|----------------------|----------|----|-----|-----|-----|------|------|-----|------|------|-----|-------|------|-----|----|-----|-----|----|---|----|-----|-----|-----|------|-----|
| at Nevada | 11/06/18 | | | | | | | | | | | | | | | | | | | | | | | | |
| Utah Valley | 11/09/18 | | | | | | | | | | | | | | | | | | | | | | | | |
| Northwestern State | 11/13/18 | | | | | | | | | | | | | | | | | | | | | | | | |
| Oral Roberts | 11/15/18 | | | | | | | | | | | | | | | | | | | | | | | | |
| Alabama A&M | 11/17/18 | | | | | | | | | | | | | | | | | | | | | | | | |
| Rice | 11/21/18 | | | | | | | | | | | | | | | | | | | | | | | | |
| Houston | 11/24/18 | | | | | | | | | | | | | | | | | | | | | | | | |
| at Illinois State | 11/28/18 | | | | | | | | | | | | | | | | | | | | | | | | |
| at Weber State | 12/01/18 | | | | | | | | | | | | | | | | | | | | | | | | |
| Utah State | 12/05/18 | | | | | .667 | 3 | 4 | .750 | 0 | 0 | .000 | 0 | 0 | 0 | | | | | | | | | 11.0 | |
| vs. Utah | 12/08/18 | | 13 | 0 | 3 | .000 | 0 | 3 | .000 | 0 | 0 | .000 | 0 | 1 | 1 | 0.5 | 1 | 0 | 0 | 0 | 1 | 0 | 5.5 | | |
| Portland State | 12/12/18 | | 24 | 2 | 5 | .400 | 1 | 3 | .333 | 0 | 0 | .000 | 0 | 1 | 1 | 0.7 | 3 | 0 | 6 | 1 | 0 | 2 | 5 | 5.3 | |
| vs. UNLV | 12/15/18 | | 20 | 3 | 6 | .500 | 1 | 2 | .500 | 2 | 3 | .667 | 0 | 4 | 4 | 1.5 | 4 | 0 | 2 | 1 | 0 | 9 | 6.3 | | |
| at San Diego State | 12/22/18 | | 24 | 3 | 8 | .375 | 1 | 5 | .200 | 0 | 0 | .000 | 0 | 2 | 2 | 1.6 | 2 | 0 | 2 | 2 | 0 | 2 | 7 | 6.4 | |
| at Mississippi State | 12/29/18 | | 13 | 0 | 2 | .000 | 0 | 2 | .000 | 0 | 0 | .000 | 0 | 0 | 0 | 1.3 | 5 | 1 | 0 | 2 | 0 | 0 | 0 | 5.3 | |
| at Pacific | 01/03/19 | | 16 | 2 | 5 | .400 | 1 | 3 | .333 | 2 | 2 | 1.000 | 0 | 4 | 4 | 1.7 | 4 | 0 | 2 | 1 | 0 | 0 | 7 | 5.6 | |
| at Saint Mary's | 01/05/19 | | | | | | | | | | | | | | | | | | | | | | | | |
| Portland | 01/10/19 | | | | | | | | | | | | | | | | | | | | | | | | |
| Santa Clara | 01/12/19 | | | | | | | | | | | | | | | | | | | | | | | | |
| at Pepperdine | 01/17/19 | | | | | | | | | | | | | | | | | | | | | | | | |
| at San Francisco | 01/19/19 | | | | | | | | | | | | | | | | | | | | | | | | |
| Saint Mary's | 01/24/19 | | | | | | | | | | | | | | | | | | | | | | | | |
| Gonzaga | 01/31/19 | | | | | | | | | | | | | | | | | | | | | | | | |
| Loyola Marymount | 02/02/19 | | | | | | | | | | | | | | | | | | | | | | | | |
| at Portland | 02/07/19 | | | | | | | | | | | | | | | | | | | | | | | | |
| Pacific | 02/09/19 | | | | | | | | | | | | | | | | | | | | | | | | |
| at San Diego | 02/14/19 | | | | | | | | | | | | | | | | | | | | | | | | |
| at Loyola Marymount | 02/16/19 | | | | | | | | | | | | | | | | | | | | | | | | |
| San Francisco | 02/21/19 | | | | | | | | | | | | | | | | | | | | | | | | |
| at Gonzaga | 02/23/19 | | | | | | | | | | | | | | | | | | | | | | | | |
| San Diego | 03/02/19 | | | | | | | | | | | | | | | | | | | | | | | | |
| Totals | | | 0 | 129 | 14 | 35 | .400 | 7 | 22 | .318 | 4 | 5 | .800 | 0 | 12 | 12 | 1.7 | 23 | 1 | 14 | 7 | 0 | 7 | 39 | 5.6 |

- Nationally was 23rd in 3-point field goal attempts, 25th in 3-point field goals made, 45th in field goal attempts
- Tied the BYU single-game record for 3-point field goals with 10 at San Francisco
- Finished the 2015-16 season 4th all-time in 3-pointers in a single season at BYU, 3rd in games with 3-plus 3-pointers
- Set the BYU freshman records for points in a single game, 3-pointers in a single game, games scoring in double figures, 3-point field goals and 3-point field goals per game

Before BYU

- A four-year starter for Quincy Lewis at Lone Peak High School
- As a senior, helped lead Lone Peak to 26-1 record, the 2012-13 MaxPreps.com National Title and the 5A Utah state title
- Averaged 17.9 points, 3.8 rebounds, 3.7 assists, 2.9 steals as a senior
- Named a third-team All-American by MaxPreps.com
- Named the 2012-13 Mr. Basketball by the Deseret News, the 5A MVP by the Salt Lake Tribune and the Utah Gatorade Player of the Year
- As a junior averaged 21.6 points, 3.4 threes, 4.0 rebounds, 2.3 assists and 2.4 steals and led Lone Peak to a 22-3 record, the 5A state title

Personal

- Parents are Derek and Patti Emery
- Has two brothers, Alex and Jackson, and one sister, Annie
- Brother Jackson played at BYU (2005-06, 08-11) and is the program's all-time steals leader
- Served a mission for The Church of Jesus Christ of Latter-day Saints in Germany

#13 • TAYLOR MAUGHAN
6-4 • 200 • JR • GUARD



FULLERTON, CALIFORNIA
BYU-HAWAII

2018-19 SEASON — PPG: 0.0 RPG: 0.3 APG: 0.0 BPG: 0.0 SPG: 0.0 FG%: .000 3FG%: .000 FT%: .000

Before BYU

- Played his freshman season at BYU-Hawaii where he appeared in 27 games
- As a freshman at BYU-Hawaii averaged 4.5 points while shooting 39.2% from the field and 34.7% from 3
- Prepped at Troy High School for Coach Scott Blake
- As a senior averaged 21.5 points, 6.7 rebounds and 2.3 assists while leading Troy to 22-7 overall record
- Named to the All-County team as a senior
- Ranked in the top-10 in Orange County in scoring
- Holds his high school record for most 3-pointers in a single game with eight 3s
- As a junior averaged 16.7 points, 5.5 rebounds and 2.4 assists
- Named to the All-League first team as a junior and senior
- Four-year scholar athlete
- Played AAU for Branch West for Bob Gottlieb
- Lettered in track and field as a high jumper

Personal

- Parents are Reed and Patricia Maughan
- Has four siblings: Jason, Melissa, Stefanie and Jessica
- Served a Spanish speaking mission for The Church of Jesus Christ of Latter-day Saints in Columbus, Ohio and Oklahoma City, Oklahoma
- Is a certified EMT

2018-19 SEASON HIGHS

| | |
|-------|---|
| PTS | — |
| 1st H | — |
| 2nd H | — |
| REB | 1 (2x) last vs. Portland State – 12/12/18 |
| AST | 1 at San Diego State – 12/22/18 |
| BLK | — |
| STL | — |
| FGM | — |
| FGA | 1 (2x) last vs. Alabama A&M – 11/17/18 |
| 3PM | — |
| 3PA | 1 (2x) last vs. Alabama A&M – 11/17/18 |
| FTM | — |
| FTA | — |
| MIN | 4 vs. Alabama A&M – 11/17/18 |

MISCELLANEOUS

| | 18-19 | Career |
|----------------------|-------|--------|
| Double-Figure Points | — | — |
| 20-plus Points | — | — |
| Double-Figure Reb | — | — |
| Double-Doubles | — | — |
| 3-plus Steals | — | — |
| 3-plus Blocks | — | — |
| 3-plus 3-point FG | — | — |
| Scoring Leader | — | — |
| Rebound Leader | — | — |
| Assist Leader | — | — |

2018-19 GAME-BY-GAME

| Opponent | Date | GS | Min | FG | FGA | Pct | 3FG | FGA | Pct | FT | FTA | Pct | Off | Def | TR | Avg | PF | FO | A | TO | Blk | Stl | Pts | Avg |
|----------------------|----------|----|-----|----|-----|-----|------|------|-----|------|------|-----|------|------|----|-----|-----|----|---|----|-----|-----|-----|-----|
| at Nevada | 11/06/18 | | | | | | | | | | | | | | | | | | | | | | | |
| DNP | | | | | | | | | | | | | | | | | | | | | | | | |
| Utah Valley | 11/09/18 | | | | | | | | | | | | | | | | | | | | | | | |
| DNP | | | | | | | | | | | | | | | | | | | | | | | | |
| Northwestern State | 11/13/18 | | | 2 | 0 | 1 | .000 | 0 | 1 | .000 | 0 | 0 | .000 | 0 | 0 | 0.0 | 0 | 0 | 0 | 0 | 0 | 0 | 0.0 | |
| Oral Roberts | 11/15/18 | | | 2 | 0 | 0 | .000 | 0 | 0 | .000 | 0 | 0 | .000 | 0 | 0 | 0.0 | 0 | 0 | 0 | 0 | 0 | 0 | 0.0 | |
| Alabama A&M | 11/17/18 | | | 4 | 0 | 1 | .000 | 0 | 1 | .000 | 0 | 0 | .000 | 0 | 1 | 0.3 | 1 | 0 | 0 | 0 | 0 | 0 | 0.0 | |
| Rice | 11/21/18 | | | 2 | 0 | 0 | .000 | 0 | 0 | .000 | 0 | 0 | .000 | 0 | 0 | 0.3 | 0 | 0 | 0 | 0 | 0 | 0 | 0.0 | |
| Houston | 11/24/18 | | | | | | | | | | | | | | | | | | | | | | | |
| DNP | | | | | | | | | | | | | | | | | | | | | | | | |
| at Illinois State | 11/28/18 | | | | | | | | | | | | | | | | | | | | | | | |
| DNP | | | | | | | | | | | | | | | | | | | | | | | | |
| at Weber State | 12/01/18 | | | | | | | | | | | | | | | | | | | | | | | |
| DNP | | | | | | | | | | | | | | | | | | | | | | | | |
| Utah State | 12/05/18 | | | | | | | | | | | | | | | | | | | | | | | |
| DNP | | | | | | | | | | | | | | | | | | | | | | | | |
| vs. Utah | 12/08/18 | | | 0+ | 0 | 0 | .000 | 0 | 0 | .000 | 0 | 0 | .000 | 0 | 0 | 0.2 | 0 | 0 | 0 | 1 | 0 | 0 | 0.0 | |
| Portland State | 12/12/18 | | | 2 | 0 | 0 | .000 | 0 | 0 | .000 | 0 | 0 | .000 | 0 | 1 | 0.3 | 1 | 0 | 0 | 0 | 0 | 0 | 0.0 | |
| vs. UNLV | 12/15/18 | | | | | | | | | | | | | | | | | | | | | | | |
| DNP | | | | | | | | | | | | | | | | | | | | | | | | |
| at San Diego State | 12/22/18 | | | 1 | 0 | 0 | .000 | 0 | 0 | .000 | 0 | 0 | .000 | 0 | 0 | 0.3 | 0 | 0 | 1 | 0 | 0 | 0 | 0.0 | |
| at Mississippi State | 12/29/18 | | | | | | | | | | | | | | | | | | | | | | | |
| DNP | | | | | | | | | | | | | | | | | | | | | | | | |
| at Pacific | 01/03/19 | | | | | | | | | | | | | | | | | | | | | | | |
| DNP | | | | | | | | | | | | | | | | | | | | | | | | |
| at Saint Mary's | 01/05/19 | | | | | | | | | | | | | | | | | | | | | | | |
| Portland | 01/10/19 | | | | | | | | | | | | | | | | | | | | | | | |
| Santa Clara | 01/12/19 | | | | | | | | | | | | | | | | | | | | | | | |
| at Pepperdine | 01/17/19 | | | | | | | | | | | | | | | | | | | | | | | |
| at San Francisco | 01/19/19 | | | | | | | | | | | | | | | | | | | | | | | |
| Saint Mary's | 01/24/19 | | | | | | | | | | | | | | | | | | | | | | | |
| Gonzaga | 01/31/19 | | | | | | | | | | | | | | | | | | | | | | | |
| Loyola Marymount | 02/02/19 | | | | | | | | | | | | | | | | | | | | | | | |
| at Portland | 02/07/19 | | | | | | | | | | | | | | | | | | | | | | | |
| Pacific | 02/09/19 | | | | | | | | | | | | | | | | | | | | | | | |
| at San Diego | 02/14/19 | | | | | | | | | | | | | | | | | | | | | | | |
| at Loyola Marymount | 02/16/19 | | | | | | | | | | | | | | | | | | | | | | | |
| San Francisco | 02/21/19 | | | | | | | | | | | | | | | | | | | | | | | |
| at Gonzaga | 02/23/19 | | | | | | | | | | | | | | | | | | | | | | | |
| San Diego | 03/02/19 | | | | | | | | | | | | | | | | | | | | | | | |
| Totals | | | | 0 | 13 | 0 | 2 | .000 | 0 | 2 | .000 | 0 | 0 | .000 | 0 | 2 | 0.3 | 2 | 0 | 1 | 1 | 0 | 0.0 | |

CAREER STATISTICS (ALL GAMES)

| Year | GP | GS | Min | Avg | FG | FGA | Pct | 3FG | FGA | Pct | FT | FTA | Pct | Off | Def | TR | Avg | PF | FO | A | TO | Blk | Stl | Pts | Avg |
|---------|----|----|-----|-----|----|-----|------|-----|-----|------|----|-----|------|-----|-----|----|-----|----|----|---|----|-----|-----|-----|-----|
| 2018-19 | 7 | 0 | 13 | 1.9 | 0 | 2 | .000 | 0 | 2 | .000 | 0 | 0 | .000 | 0 | 2 | 2 | 0.3 | 2 | 0 | 1 | 1 | 0 | 0 | 0 | 0.0 |
| TOTAL | 7 | 0 | 13 | 1.9 | 0 | 2 | .000 | 0 | 2 | .000 | 0 | 0 | .000 | 0 | 2 | 2 | 0.3 | 2 | 0 | 1 | 1 | 0 | 0 | 0 | 0.0 |

CAREER STATISTICS (CONFERENCE GAMES)

| Year | GP | GS | Min | Avg | FG | FGA | Pct | 3FG | FGA | Pct | FT | FTA | Pct | Off | Def | TR | Avg | PF | FO | A | TO | Blk | Stl | Pts | Avg |
|---------|----|----|-----|-----|----|-----|-----|-----|-----|-----|----|-----|-----|-----|-----|----|-----|----|----|---|----|-----|-----|-----|-----|
| 2018-19 | | | | | | | | | | | | | | | | | | | | | | | | | |
| TOTAL | | | | | | | | | | | | | | | | | | | | | | | | | |

#21 • EVAN TROY
6-5 • 180 • JR • GUARD



LONGVIEW, WASHINGTON
MARK MORRIS HS

2018-19 SEASON — PPG: 0.3 RPG: 0.6 APG: 0.0 BPG: 0.0 SPG: 0.0 FG%: .200 3FG%: .000 FT%: .000

2018-18 • Sophomore

- Played in 12 games
- Posted season highs of 2 points (3 times), 1 rebound (twice) and 1 assist (twice)
- Scored his first career points on a pair of free throws vs. Idaho State
- Made his first career field goal at Loyola Marymount

Personal

- Parents are JD and Terri Troy
- Has one brother and two sisters
- Mother played college basketball and his father wrestled in college

2016-17 • Freshman

- Was a member of the practice squad

Before BYU

- Prepped at Mark Morris High School for Bill Bakamus
- As a senior in 2015-16, was team captain and averaged 11.3 points, 7.8 rebounds, 3.6 assists and 2.6 steals per game
- Led Mark Morris (26-4) to a district championship and the 2A state tournament where the Monarchs won the consolation game
- Named first-team all-league and first-team all-area as a senior by the Daily News
- Named Washington Interscholastic Activities Association (WIAA) Washington State Athlete of the Week
- Selected to play in All-Washington state game
- As a junior in 2014-15, averaged 9 points and 5.3 rebounds per game
- Led Mark Morris (20-7) to a district championship and a sixth-place finish at the 2A state tournament
- Named honorable mention all-league as a junior by the Daily News
- Named a 2014 Academic State Champion
- Played AAU for Roots Basketball, coached by Josh Wilson

2018-19 SEASON HIGHS

| | |
|-------|-------------------------------------|
| PTS | 2 vs. Oral Roberts – 11/15/18 |
| 1st H | – |
| 2nd H | 2 vs. Oral Roberts – 11/15/18 |
| REB | 2 vs. Northwestern State – 11/13/18 |
| AST | – |
| BLK | – |
| STL | – |
| FGM | 1 vs. Oral Roberts – 11/15/18 |
| FGA | 2 vs. Portland State – 12/12/18 |
| 3PM | – |
| 3PA | 1 vs. Portland State – 12/12/18 |
| FTM | – |
| FTA | – |
| MIN | 4 vs. Northwestern State – 11/13/18 |

CAREER HIGHS

| | |
|-------|---|
| PTS | 2 (4x) last vs. Oral Roberts – 11/15/18 |
| 1st H | – |
| 2nd H | 2 (4x) last vs. Oral Roberts – 11/15/18 |
| REB | 2 vs. Northwestern State – 11/13/18 |
| AST | 1 (2x) last vs. Portland – 12/28/17 |
| BLK | – |
| STL | 1 vs. Loyola Marymount – 01/18/18 |
| FGM | 1 (2x) last vs. Oral Roberts – 11/15/18 |
| FGA | 2 vs. Portland State – 12/12/18 |
| 3PM | – |
| 3PA | 1 (3x) last vs. Portland State – 12/12/18 |
| FTM | 2 (2x) last vs. Pepperdine – 01/11/18 |
| FTA | 2 (2x) last vs. Pepperdine – 01/11/18 |
| MIN | 4 vs. Northwestern State – 11/13/18 |

MISCELLANEOUS

| | 18-19 | Career |
|----------------------|-------|---------|
| Double-Figure Points | – | 0 (0-0) |
| 20-plus Points | – | 0 (0-0) |
| Double-Figure Reb | – | 0 (0-0) |
| Double-Doubles | – | 0 (0-0) |
| 3-plus Steals | – | 0 (0-0) |
| 3-plus Blocks | – | 0 (0-0) |
| 3-plus 3-point FG | – | 0 (0-0) |
| Scoring Leader | – | 0 (0-0) |
| Rebound Leader | – | 0 (0-0) |
| Assist Leader | – | 0 (0-0) |

2018-19 GAME-BY-GAME

| Opponent | Date | GS | Min | FG | FGA | Pct | 3FG | FGA | Pct | FT | FTA | Pct | Off | Def | TR | Avg | PF | FO | A | TO | Blk | Stl | Pts | Avg |
|----------------------|----------|----|-----|----|-----|-------|------|-----|------|------|-----|------|------|-----|----|-----|-----|----|---|----|-----|-----|-----|-----|
| at Nevada | 11/06/18 | | | | | | | | | | | | | | | | | | | | | | | |
| Utah Valley | 11/09/18 | | | | | | | | | | | | | | | | | | | | | | | |
| Northwestern State | 11/13/18 | | 4 | 0 | 0 | .000 | 0 | 0 | .000 | 0 | 0 | .000 | 0 | 2 | 2 | 2.0 | 0 | 0 | 0 | 0 | 0 | 0 | 0.0 | |
| Oral Roberts | 11/15/18 | | 3 | 1 | 1 | 1.000 | 0 | 0 | .000 | 0 | 0 | .000 | 0 | 1 | 1 | 1.5 | 0 | 0 | 0 | 0 | 0 | 0 | 2.0 | |
| Alabama A&M | 11/17/18 | | 3 | 0 | 1 | .000 | 0 | 0 | .000 | 0 | 0 | .000 | 0 | 1 | 1 | 1.3 | 0 | 0 | 0 | 1 | 0 | 0 | 0.7 | |
| Rice | 11/21/18 | | 3 | 0 | 1 | .000 | 0 | 0 | .000 | 0 | 0 | .000 | 0 | 0 | 0 | 1.0 | 0 | 0 | 0 | 1 | 0 | 0 | 0.5 | |
| Houston | 11/24/18 | | | | | | | | | | | | | | | | | | | | | | | |
| at Illinois State | 11/28/18 | | | | | | | | | | | | | | | | | | | | | | | |
| at Weber State | 12/01/18 | | 0+ | 0 | 0 | .000 | 0 | 0 | .000 | 0 | 0 | .000 | 0 | 0 | 0 | 0.8 | 0 | 0 | 0 | 0 | 0 | 0 | 0.4 | |
| Utah State | 12/05/18 | | | | | | | | | | | | | | | | | | | | | | | |
| vs. Utah | 12/08/18 | | 1 | 0 | 0 | .000 | 0 | 0 | .000 | 0 | 0 | .000 | 0 | 0 | 0 | 0.7 | 1 | 0 | 0 | 0 | 0 | 0 | 0.3 | |
| Portland State | 12/12/18 | | 2 | 0 | 2 | .000 | 0 | 1 | .000 | 0 | 0 | .000 | 0 | 0 | 0 | 0.6 | 0 | 0 | 0 | 0 | 0 | 0 | 0.3 | |
| vs. UNLV | 12/15/18 | | | | | | | | | | | | | | | | | | | | | | | |
| at San Diego State | 12/22/18 | | | | | | | | | | | | | | | | | | | | | | | |
| at Mississippi State | 12/29/18 | | | | | | | | | | | | | | | | | | | | | | | |
| at Pacific | 01/03/19 | | | | | | | | | | | | | | | | | | | | | | | |
| at Saint Mary's | 01/05/19 | | | | | | | | | | | | | | | | | | | | | | | |
| Portland | 01/10/19 | | | | | | | | | | | | | | | | | | | | | | | |
| Santa Clara | 01/12/19 | | | | | | | | | | | | | | | | | | | | | | | |
| at Pepperdine | 01/17/19 | | | | | | | | | | | | | | | | | | | | | | | |
| at San Francisco | 01/19/19 | | | | | | | | | | | | | | | | | | | | | | | |
| Saint Mary's | 01/24/19 | | | | | | | | | | | | | | | | | | | | | | | |
| Gonzaga | 01/31/19 | | | | | | | | | | | | | | | | | | | | | | | |
| Loyola Marymount | 02/02/19 | | | | | | | | | | | | | | | | | | | | | | | |
| at Portland | 02/07/19 | | | | | | | | | | | | | | | | | | | | | | | |
| Pacific | 02/09/19 | | | | | | | | | | | | | | | | | | | | | | | |
| at San Diego | 02/14/19 | | | | | | | | | | | | | | | | | | | | | | | |
| at Loyola Marymount | 02/16/19 | | | | | | | | | | | | | | | | | | | | | | | |
| San Francisco | 02/21/19 | | | | | | | | | | | | | | | | | | | | | | | |
| at Gonzaga | 02/23/19 | | | | | | | | | | | | | | | | | | | | | | | |
| San Diego | 03/02/19 | | | | | | | | | | | | | | | | | | | | | | | |
| Totals | | | 0 | 16 | 1 | 5 | .200 | 0 | 1 | .000 | 0 | 0 | .000 | 0 | 4 | 4 | 0.6 | 1 | 0 | 0 | 2 | 0 | 0.3 | |

CAREER STATISTICS (ALL GAMES)

| Year | GP | GS | Min | Avg | FG | FGA | Pct | 3FG | FGA | Pct | FT | FTA | Pct | Off | Def | TR | Avg | PF | FO | A | TO | Blk | Stl | Pts | Avg |
|---------|----|----|-----|-----|----|-----|------|-----|-----|------|----|-----|------|-----|-----|----|-----|----|----|---|----|-----|-----|-----|-----|
| 2017-18 | 12 | 0 | 18 | 1.5 | 1 | 4 | .250 | 0 | 2 | .000 | 4 | 6 | .667 | 0 | 2 | 2 | 0.2 | 0 | 0 | 2 | 0 | 0 | 1 | 6 | 0.5 |
| 2018-19 | 7 | 0 | 16 | 2.3 | 1 | 5 | .200 | 0 | 1 | .000 | 0 | 0 | .000 | 0 | 4 | 4 | 0.6 | 1 | 0 | 0 | 2 | 0 | 0 | 2 | 0.3 |
| TOTAL | 19 | 0 | 34 | 1.8 | 2 | 9 | .222 | 0 | 3 | .000 | 4 | 6 | .667 | 0 | 6 | 6 | 0.3 | 1 | 0 | 2 | 2 | 0 | 1 | 8 | 0.4 |

CAREER STATISTICS (CONFERENCE GAMES)

| Year | GP | GS | Min | Avg | FG | FGA | Pct | 3FG | FGA | Pct | FT | FTA | Pct | Off | Def | TR | Avg | PF | FO | A | TO | Blk | Stl | Pts | Avg |
|---------|----|----|-----|-----|----|-----|------|-----|-----|------|----|-----|------|-----|-----|----|-----|----|----|---|----|-----|-----|-----|-----|
| 2017-18 | 7 | 0 | 11 | 1.6 | 1 | 2 | .500 | 0 | 1 | .000 | 2 | 3 | .667 | 0 | 1 | 1 | 0.1 | 0 | 0 | 1 | 0 | 0 | 1 | 4 | 0.6 |
| 2018-19 | | | | | | | | | | | | | | | | | | | | | | | | | |
| TOTAL | 7 | 0 | 11 | 1.6 | 1 | 2 | .500 | 0 | 1 | .000 | 2 | 3 | .667 | 0 | 1 | 1 | 0.1 | 0 | 0 | 1 | 0 | 0 | 1 | 4 | 0.6 |

#23 • YOELI CHILDS
6-8 • 225 • JR • FORWARD



SOUTH JORDAN, UTAH
BINGHAM HS

2018-19 SEASON HIGHS

| | |
|-------|---|
| PTS | 31 (3x) last vs. Utah – 12/08/18 |
| 1st H | 16 at Weber State – 12/03/18 |
| 2nd H | 17 vs. Utah State – 12/05/18 |
| REB | 16 (2x) last at Illinois State – 11/28/18 |
| AST | 6 at Illinois State – 11/28/18 |
| BLK | 3 vs. Portland State – 12/12/18 |
| STL | 5 vs. Utah State – 12/05/18 |
| FGM | 13 (3x) last vs. Utah – 12/08/18 |
| FGA | 23 at Weber State – 12/03/18 |
| 3PM | 3 at Illinois State – 11/28/18 |
| 3PA | 5 (3x) last at Weber State – 12/03/18 |
| FTM | 8 vs. Utah State – 12/05/18 |
| FTA | 8 (2x) last vs. Portland State – 12/12/18 |
| MIN | 44 vs. UNLV – 12/15/18 |

CAREER HIGHS

| | |
|-------|--|
| PTS | 33 vs. Saint Mary's – 03/05/18 |
| 1st H | 18 vs. Saint Mary's – 03/05/18 |
| 2nd H | 20 vs. Pacific – 01/27/18 |
| REB | 17 at San Francisco – 02/11/17 |
| AST | 8 at Santa Clara – 01/13/18 |
| BLK | 5 (2x) last vs. LMU – 01/18/18 |
| STL | 5 vs. Utah State – 12/05/18 |
| FGM | 13 (4x) last vs. Utah – 12/08/18 |
| FGA | 23 (2x) last vs. Weber State – 12/01/18 |
| 3PM | 3 (3x) last at Illinois State – 11/28/18 |
| 3PA | 5 (3x) last at Weber State – 12/03/18 |
| FTM | 8 (2x) last vs. Utah State – 12/05/18 |
| FTA | 13 vs. CSU Bakersfield – 12/22/16 |
| MIN | 45 vs. San Francisco – 02/10/18 |

MISCELLANEOUS

| | 18-19 | Career |
|----------------------|----------|------------|
| Double-Figure Points | 16 (9-7) | 62 (43-19) |
| 20-plus Points | 9 (5-4) | 24 (17-7) |
| Double-Figure Reb | 8 (5-3) | 34 (25-9) |
| Double-Doubles | 9 (6-3) | 29 (21-8) |
| 3-plus Steals | 1 (1-0) | 3 (3-0) |
| 3-plus Blocks | 1 (1-0) | 16 (13-3) |
| 3-plus 3-point FG | 1 (0-1) | 3 (1-2) |
| Scoring Leader | 9 (5-4) | 24 (16-8) |
| Rebound Leader | 15 (9-6) | 50 (34-16) |
| Assist Leader | 2 (0-2) | 10 (6-4) |

CAREER STATISTICS (ALL GAMES)

| Year | GP | GS | Min | Avg | FG | FGA | Pct | 3FG | FGA | Pct | FT | FTA | Pct | Off | Def | TR | Avg | PF | FO | A | TO | Blk | Stl | Pts | Avg |
|---------|----|----|------|------|-----|-----|------|-----|-----|------|-----|-----|------|-----|-----|-----|------|-----|----|-----|-----|-----|-----|------|------|
| 2016-17 | 33 | 26 | 854 | 25.9 | 122 | 222 | .550 | 0 | 2 | .000 | 62 | 106 | .585 | 62 | 210 | 272 | 8.2 | 80 | 3 | 41 | 57 | 46 | 19 | 306 | 9.3 |
| 2017-18 | 35 | 34 | 1191 | 34.0 | 246 | 455 | .541 | 15 | 48 | .313 | 117 | 182 | .643 | 70 | 231 | 301 | 8.6 | 79 | 3 | 77 | 76 | 63 | 30 | 624 | 17.8 |
| 2018-19 | 16 | 16 | 523 | 32.7 | 139 | 256 | .543 | 13 | 45 | .289 | 56 | 77 | .727 | 37 | 126 | 163 | 10.2 | 45 | 3 | 42 | 42 | 18 | 13 | 347 | 21.7 |
| TOTAL | 84 | 76 | 2568 | 30.6 | 507 | 933 | .543 | 28 | 95 | .295 | 235 | 365 | .644 | 169 | 567 | 736 | 8.8 | 204 | 9 | 160 | 175 | 127 | 62 | 1277 | 15.2 |

CAREER STATISTICS (CONFERENCE GAMES)

| Year | GP | GS | Min | Avg | FG | FGA | Pct | 3FG | FGA | Pct | FT | FTA | Pct | Off | Def | TR | Avg | PF | FO | A | TO | Blk | Stl | Pts | Avg | |
|---------|----|----|------|------|-----|-----|------|-----|-----|------|----|-----|------|-----|-----|-----|-----|----|----|----|----|-----|-----|-----|------|--|
| 2016-17 | 17 | 16 | 452 | 26.6 | 68 | 130 | .523 | 0 | 2 | .000 | 34 | 57 | .596 | 37 | 103 | 140 | 8.2 | 47 | 3 | 20 | 26 | 23 | 10 | 170 | 10.0 | |
| 2017-18 | 18 | 17 | 613 | 34.1 | 126 | 224 | .563 | 5 | 21 | .238 | 65 | 97 | .670 | 33 | 126 | 159 | 8.8 | 45 | 2 | 50 | 41 | 29 | 11 | 322 | 17.9 | |
| 2018-19 | | | | | | | | | | | | | | | | | | | | | | | | | | |
| TOTAL | 35 | 33 | 1065 | 30.4 | 194 | 354 | .548 | 5 | 23 | .217 | 99 | 154 | .643 | 70 | 229 | 299 | 8.5 | 92 | 5 | 70 | 67 | 52 | 21 | 492 | 14.1 | |

2018-19 SEASON — PPG: 21.7 RPG: 10.2 APG: 2.6 BPG: 1.1 SPG: 0.8 FG%: .543 3FG%: .289 FT%: .727

2018-19 • Junior

- Scored 31 points in three-straight games (Weber State, Utah State Utah), the first Cougar to score 30-plus in three-straight games since Jimmer Fredette in the final five games of the 2010-11 season
- Named to the Preseason All-WCC Team
- A preseason candidate for the 2019 Karl Malone Power Forward of the Year Award
- Named to the Men Against Breast Cancer Cougar Cup All-Tournament Team

2017-18 • Sophomore

- Named to the All-WCC First Team
- Named to the USBWA All-District VIII Team
- Named to the NABC All-District 9 First Team
- Earned a spot on the WCC All-Tournament Team
- Named to the Barclays Center Classic All-Tournament Team
- Named the Jan. 15, 2018, WCC Player of the Week
- Received the Male Crowd Pleaser Award at the 2018 Y Awards
- Received the Most Outstanding Player Award at the end of season banquet
- Nationally was 20th in double-doubles, 41st in defensive rebounds per game, 59th in field-goal percentage, 61st in blocked shots per game, 62nd in rebounds per game and 116th in points per game
- In the WCC was second in rebounding, second in defensive rebounds, tied for second in double-doubles, third in scoring, third in blocked shots, seventh in field goal percentage and eighth in offensive rebounds
- Scored in double figures 33 times and had 20-plus points 14 times
- Had 15 double-doubles, three-plus blocks 8 times
- Led the team in scoring 14 times, rebounds 23 times, assists seven times

2016-17 • Freshman

- Named to the All-WCC Freshman Team
- Received Bronze Honors on the WCC Commissioner's Honor Roll
- Received the Most Improved Player Award at the end of season banquet
- Nationally was 53rd in defensive rebounds per game, 85th in total rebounds, 93rd in rebounds per game, 105th in total blocks
- Nationally among freshmen was 3rd in rebounds per game, 3rd in defensive rebounds per game, 15th in blocks per game
- In the WCC was 2nd in defensive rebounds, 3rd in rebounding, 5th in field goal percentage, 5th in blocked shots, 5th in double-doubles
- First all-time among BYU freshmen in rebounds and second in rebounds per game, blocks, blocks per game and field goal percentage.

Before BYU

- Played for Jake Schroeder at Bingham High School
- As a senior in 2015-16 averaged 18.5 points, 10.7 rebounds and 2.4 assists and led Bingham to a record of 24-2 overall and 12-0 in district play and the 5A state title
- Named the 5A MVP by the Deseret News and first-team all-state by the Salt Lake Tribune in 2016
- As a junior in 2014-15 averaged 16.4 points, 10.7 rebounds and 2.4 assists and led Bingham to a record of 20-4 overall
- Named 5A first-team all-state by the Deseret News and the Salt Lake Tribune in 2015

Personal

- Wife Megan plays volleyball at Utah Valley
- Mother is Kara Childs
- Has one brother

2018-19 GAME-BY-GAME

| Opponent | Date | GS | Min | FG | FGA | Pct | 3FG | FGA | Pct | FT | FTA | Pct | Off | Def | TR | Avg | PF | FO | A | TO | Blk | Stl | Pts | Avg | |
|----------------------|----------|----|-----|-----|-----|------|------|-----|------|------|-----|-------|------|-----|-----|------|------|----|---|----|-----|-----|-----|------|------|
| at Nevada | 11/06/18 | * | 26 | 7 | 15 | .467 | 0 | 1 | .000 | 2 | 2 | 1.000 | 3 | 9 | 12 | 12.0 | 5 | 1 | 3 | 0 | 0 | 0 | 16 | 16.0 | |
| Utah Valley | 11/09/18 | * | 38 | 7 | 20 | .350 | 0 | 5 | .000 | 6 | 7 | .857 | 2 | 13 | 15 | 13.5 | 2 | 0 | 3 | 3 | 2 | 1 | 20 | 18.0 | |
| Northwestern State | 11/13/18 | * | 28 | 7 | 13 | .538 | 0 | 1 | .000 | 4 | 6 | .667 | 5 | 11 | 16 | 14.3 | 4 | 0 | 3 | 2 | 2 | 1 | 18 | 18.0 | |
| Oral Roberts | 11/15/18 | * | 31 | 9 | 19 | .474 | 2 | 4 | .500 | 4 | 6 | .667 | 1 | 13 | 14 | 14.3 | 1 | 0 | 3 | 2 | 1 | 1 | 24 | 19.5 | |
| Alabama A&M | 11/17/18 | * | 30 | 7 | 10 | .700 | 0 | 0 | .000 | 4 | 4 | 1.000 | 4 | 8 | 12 | 13.8 | 1 | 0 | 4 | 0 | 0 | 0 | 18 | 19.2 | |
| Rice | 11/21/18 | * | 31 | 13 | 18 | .722 | 1 | 2 | .500 | 1 | 1 | 1.000 | 1 | 6 | 7 | 12.7 | 2 | 0 | 5 | 2 | 2 | 1 | 28 | 20.7 | |
| Houston | 11/24/18 | * | 34 | 7 | 15 | .467 | 1 | 4 | .250 | 1 | 2 | .500 | 3 | 6 | 9 | 12.1 | 1 | 0 | 1 | 2 | 0 | 0 | 16 | 20.0 | |
| at Illinois State | 11/28/18 | * | 42 | 10 | 21 | .476 | 3 | 5 | .600 | 4 | 6 | .667 | 4 | 12 | 16 | 12.6 | 3 | 0 | 6 | 5 | 2 | 1 | 27 | 20.9 | |
| at Weber State | 12/01/18 | * | 36 | 13 | 23 | .565 | 2 | 5 | .400 | 3 | 7 | .429 | 0 | 7 | 7 | 12.0 | 5 | 1 | 3 | 3 | 2 | 0 | 31 | 22.0 | |
| Utah State | 12/05/18 | * | 33 | 11 | 18 | .611 | 1 | 4 | .250 | 8 | 8 | 1.000 | 1 | 6 | 7 | 11.5 | 3 | 0 | 1 | 3 | 1 | 5 | 31 | 22.9 | |
| vs. Utah | 12/08/18 | * | 37 | 13 | 16 | .813 | 1 | 3 | .333 | 4 | 5 | .800 | 4 | 7 | 11 | 11.5 | 2 | 0 | 2 | 1 | 0 | 0 | 31 | 23.6 | |
| Portland State | 12/12/18 | * | 24 | 4 | 8 | .500 | 0 | 0 | .000 | 5 | 8 | .625 | 0 | 6 | 6 | 11.0 | 2 | 0 | 2 | 1 | 3 | 1 | 13 | 22.8 | |
| vs. UNLV | 12/15/18 | * | 44 | 12 | 21 | .571 | 0 | 1 | .000 | 1 | 2 | .500 | 3 | 8 | 11 | 11.0 | 3 | 0 | 1 | 4 | 0 | 2 | 25 | 22.9 | |
| at San Diego State | 12/22/18 | * | 28 | 3 | 7 | .429 | 0 | 2 | .000 | 5 | 7 | .714 | 2 | 4 | 6 | 10.6 | 4 | 0 | 2 | 6 | 1 | 0 | 11 | 22.1 | |
| at Mississippi State | 12/29/18 | * | 30 | 11 | 18 | .611 | 1 | 4 | .250 | 2 | 2 | 1.000 | 1 | 1 | 2 | 10.1 | 2 | 0 | 1 | 6 | 1 | 0 | 25 | 22.3 | |
| at Pacific | 01/03/19 | * | 31 | 5 | 14 | .357 | 1 | 4 | .250 | 2 | 4 | .500 | 3 | 9 | 12 | 10.2 | 5 | 1 | 2 | 2 | 1 | 0 | 13 | 21.7 | |
| at Saint Mary's | 01/05/19 | | | | | | | | | | | | | | | | | | | | | | | | |
| Portland | 01/10/19 | | | | | | | | | | | | | | | | | | | | | | | | |
| Santa Clara | 01/12/19 | | | | | | | | | | | | | | | | | | | | | | | | |
| at Pepperdine | 01/17/19 | | | | | | | | | | | | | | | | | | | | | | | | |
| at San Francisco | 01/19/19 | | | | | | | | | | | | | | | | | | | | | | | | |
| Saint Mary's | 01/24/19 | | | | | | | | | | | | | | | | | | | | | | | | |
| Gonzaga | 01/31/19 | | | | | | | | | | | | | | | | | | | | | | | | |
| Loyola Marymount | 02/02/19 | | | | | | | | | | | | | | | | | | | | | | | | |
| at Portland | 02/07/19 | | | | | | | | | | | | | | | | | | | | | | | | |
| Pacific | 02/09/19 | | | | | | | | | | | | | | | | | | | | | | | | |
| at San Diego | 02/14/19 | | | | | | | | | | | | | | | | | | | | | | | | |
| at Loyola Marymount | 02/16/19 | | | | | | | | | | | | | | | | | | | | | | | | |
| San Francisco | 02/21/19 | | | | | | | | | | | | | | | | | | | | | | | | |
| at Gonzaga | 02/23/19 | | | | | | | | | | | | | | | | | | | | | | | | |
| San Diego | 03/02/19 | | | | | | | | | | | | | | | | | | | | | | | | |
| Totals | | | 16 | 523 | 139 | 256 | .543 | 13 | 45 | .289 | 56 | 77 | .727 | 37 | 126 | 163 | 10.2 | 45 | 3 | 42 | 42 | 18 | 13 | 347 | 21.7 |

#24 • McKAY CANNON
6-0 • 185 • SR • GUARD



SHELLEY, IDAHO
WEBER STATE

2018-19 SEASON — PPG: 2.5 RPG: 1.1 APG: 1.1 BPG: 0.0 SPG: 0.3 FG%: .429 3FG%: .318 FT%: .600

2017-18 • Junior

- Played in 29 games
- Received the Best Conditioned Perimeter Player Award at the end of season banquet
- Transferred from Weber State and missed the first six games before receiving a waiver from the NCAA
- Posted season highs of 17 points (at Utah State), 4 rebounds (at San Francisco), 6 assists (at Utah Valley), 1 block (at Utah Valley), 4 steals (vs. Texas Southern) and 2 3-point field goals (3 times)
- Scored in double figures once and had three-plus steals twice
- Led the team in scoring once and assists twice

- As a senior in 2012-13 averaged 19.8 points, 4.6 rebounds, 4.1 assists and 1.7 steals
- Was named the Idaho State Journal Boys 3A Basketball Player of the Year and first-team all-state while leading Shelley to the 3A title game
- Was named the Post Register All-Area Boys Player of the Year
- As a junior averaged 16.4 points, 5.0 assists and 2.5 steals
- Earned second-team all-state honors
- Named to the Post Register All-Area First Team
- Played wide receiver and defensive back and helped Shelley win the Idaho 3A state title

Before BYU

- Played his freshman and sophomore seasons at Weber State where he appeared in 67 games and made 40 starts
- As a sophomore in 2016-17 averaged 2.6 points, 1.2 rebounds and 1.5 assists per game
- Played in 35 games and started 33 as a freshman in 2015-16
- Helped Weber State win the Big Sky regular season and tournament titles and earn a trip to the NCAA tournament
- Averaged 5.5 points, 2.0 rebounds and 2.7 assists and added 32 steals and 41 3-pointers
- Scored in double figures six times, including a 10-point, five-assist and six-steal performance against Xavier in the NCAA tournament
- Prepped at Shelley High School for coach Dave Hadley
- Is the all-time leading scorer in Shelley High School history with 1,410 points

Personal

- Wife Maddie runs cross country and track at BYU
- Parents are Seth and Jennifer Cannon
- Has four siblings
- Served a two-year mission for The Church of Jesus Christ of Latter-day Saints in Chile from 2013-15

2018-19 SEASON HIGHS

| | |
|-------|---|
| PTS | 8 vs. Rice – 11/21/18 |
| 1st H | 5 (2x) last at Weber State – 12/03/18 |
| 2nd H | 5 vs. Houston – 11/24/18 |
| REB | 3 (2x) last at Pacific – 01/03/19 |
| AST | 3 (2x) last at Mississippi State – 12/29/18 |
| BLK | – |
| STL | 1 (3x) last at Weber State – 12/03/18 |
| FGM | 3 (2x) last at Weber State – 12/03/18 |
| FGA | 6 at Nevada – 11/06/18 |
| 3PM | 2 at Pacific – 01/03/19 |
| 3PA | 6 at Nevada – 11/06/18 |
| FTM | 1 (2x) last vs. Rice – 11/21/18 |
| FTA | 2 vs. Utah Valley – 11/09/18 |
| MIN | 22 at Weber State – 12/03/18 |

CAREER HIGHS

| | |
|-------|--|
| PTS | 17 at Utah State – 12/02/17 |
| 1st H | 6 (2x) last vs. Weber State – 12/09/17 |
| 2nd H | 11 at Utah State – 12/02/17 |
| REB | 4 at San Francisco – 01/04/18 |
| AST | 6 at Utah Valley – 11/29/17 |
| BLK | 1 at Utah Valley – 11/29/17 |
| STL | 4 vs. Texas Southern – 12/23/17 |
| FGM | 4 at Utah State – 12/02/17 |
| FGA | 5 (4x) last vs. Pepperdine – 01/11/18 |
| 3PM | 2 (4x) last at Pacific – 01/03/19 |
| 3PA | 5 vs. Weber State – 12/09/17 |
| FTM | 8 at Utah State – 12/02/17 |
| FTA | 8 at Utah State – 12/02/17 |
| MIN | 31 (2x) last vs. Texas Southern – 12/23/17 |

MISCELLANEOUS

| | 18-19 | Career |
|----------------------|---------|---------|
| Double-Figure Points | – | 1 (1-0) |
| 20-plus Points | – | 0 (0-0) |
| Double-Figure Reb | – | 0 (0-0) |
| Double-Doubles | – | 0 (0-0) |
| 3-plus Steals | – | 2 (1-1) |
| 3-plus Blocks | – | 0 (0-0) |
| 3-plus 3-point FG | – | 0 (0-0) |
| Scoring Leader | – | 1 (1-0) |
| Rebound Leader | – | 0 (0-0) |
| Assist Leader | 2 (0-2) | 4 (2-2) |

2018-19 GAME-BY-GAME

| Opponent | Date | GS | Min | FG | FGA | Pct | 3FG | FGA | Pct | FT | FTA | Pct | Off | Def | TR | Avg | PF | FO | A | TO | Blk | Stl | Pts | Avg | |
|----------------------|----------|----|-----|-----|-----|-------|------|-----|-------|------|-----|-------|------|-----|----|-----|-----|----|---|----|-----|-----|-----|-----|-----|
| at Nevada | 11/06/18 | | 20 | 1 | 6 | .167 | 1 | 6 | .167 | 0 | 0 | .000 | 0 | 1 | 1 | 1.0 | 1 | 0 | 2 | 0 | 0 | 0 | 3 | 3.0 | |
| Utah Valley | 11/09/18 | | 11 | 1 | 3 | .333 | 0 | 1 | .000 | 1 | 2 | .500 | 0 | 0 | 0 | 0.5 | 4 | 0 | 1 | 0 | 0 | 1 | 3 | 3.0 | |
| Northwestern State | 11/13/18 | | 12 | 0 | 2 | .000 | 0 | 2 | .000 | 0 | 0 | .000 | 0 | 2 | 2 | 1.0 | 1 | 0 | 1 | 2 | 0 | 0 | 0 | 2.0 | |
| Oral Roberts | 11/15/18 | | 7 | 1 | 2 | .500 | 0 | 1 | .000 | 0 | 0 | .000 | 0 | 0 | 0 | 0.8 | 0 | 0 | 2 | 2 | 0 | 0 | 2 | 2.0 | |
| Alabama A&M | 11/17/18 | | 14 | 0 | 0 | .000 | 0 | 0 | .000 | 0 | 0 | .000 | 0 | 2 | 2 | 1.0 | 1 | 0 | 0 | 0 | 0 | 0 | 0 | 1.6 | |
| Rice | 11/21/18 | | 12 | 3 | 3 | 1.000 | 1 | 1 | 1.000 | 1 | 1 | 1.000 | 0 | 1 | 1 | 1.0 | 4 | 0 | 1 | 0 | 0 | 0 | 8 | 2.7 | |
| Houston | 11/24/18 | | 13 | 2 | 3 | .667 | 1 | 2 | .500 | 0 | 0 | .000 | 0 | 0 | 0 | 0.9 | 1 | 0 | 1 | 1 | 0 | 1 | 5 | 3.0 | |
| at Illinois State | 11/28/18 | | 7 | 0 | 2 | .000 | 0 | 1 | .000 | 0 | 0 | .000 | 0 | 1 | 1 | 0.9 | 1 | 0 | 1 | 1 | 0 | 0 | 0 | 2.6 | |
| at Weber State | 12/01/18 | | 22 | 3 | 3 | 1.000 | 1 | 1 | 1.000 | 0 | 0 | .000 | 1 | 2 | 3 | 1.1 | 1 | 0 | 3 | 0 | 0 | 1 | 7 | 3.1 | |
| Utah State | 12/05/18 | * | 16 | 0 | 3 | .000 | 0 | 2 | .000 | 0 | 0 | .000 | 0 | 1 | 1 | 1.1 | 0 | 0 | 1 | 0 | 0 | 0 | 0 | 2.8 | |
| vs. Utah | 12/08/18 | | 5 | 0 | 0 | .000 | 0 | 0 | .000 | 0 | 0 | .000 | 0 | 0 | 0 | 1.0 | 0 | 0 | 2 | 0 | 0 | 0 | 0 | 2.5 | |
| Portland State | 12/12/18 | | 13 | 1 | 1 | 1.000 | 0 | 0 | .000 | 0 | 0 | .000 | 1 | 0 | 1 | 1.0 | 0 | 0 | 1 | 0 | 0 | 0 | 2 | 2.5 | |
| vs. UNLV | 12/15/18 | | 3 | 0 | 1 | .000 | 0 | 0 | .000 | 0 | 0 | .000 | 0 | 0 | 0 | 0.9 | 1 | 0 | 0 | 0 | 0 | 0 | 0 | 2.3 | |
| at San Diego State | 12/22/18 | | 8 | 1 | 2 | .500 | 1 | 1 | 1.000 | 0 | 0 | .000 | 0 | 1 | 1 | 0.9 | 2 | 0 | 1 | 0 | 0 | 0 | 3 | 2.4 | |
| at Mississippi State | 12/29/18 | | 20 | 0 | 2 | .000 | 0 | 2 | .000 | 0 | 0 | .000 | 0 | 1 | 1 | 0.9 | 1 | 0 | 3 | 1 | 0 | 1 | 0 | 2.2 | |
| at Pacific | 01/03/19 | * | 22 | 2 | 2 | 1.000 | 2 | 2 | 1.000 | 1 | 2 | .500 | 1 | 2 | 3 | 1.1 | 2 | 0 | 0 | 1 | 0 | 0 | 7 | 2.5 | |
| at Saint Mary's | 01/05/19 | | | | | | | | | | | | | | | | | | | | | | | | |
| Portland | 01/10/19 | | | | | | | | | | | | | | | | | | | | | | | | |
| Santa Clara | 01/12/19 | | | | | | | | | | | | | | | | | | | | | | | | |
| at Pepperdine | 01/17/19 | | | | | | | | | | | | | | | | | | | | | | | | |
| at San Francisco | 01/19/19 | | | | | | | | | | | | | | | | | | | | | | | | |
| Saint Mary's | 01/24/19 | | | | | | | | | | | | | | | | | | | | | | | | |
| Gonzaga | 01/31/19 | | | | | | | | | | | | | | | | | | | | | | | | |
| Loyola Marymount | 02/02/19 | | | | | | | | | | | | | | | | | | | | | | | | |
| at Portland | 02/07/19 | | | | | | | | | | | | | | | | | | | | | | | | |
| Pacific | 02/09/19 | | | | | | | | | | | | | | | | | | | | | | | | |
| at San Diego | 02/14/19 | | | | | | | | | | | | | | | | | | | | | | | | |
| at Loyola Marymount | 02/16/19 | | | | | | | | | | | | | | | | | | | | | | | | |
| San Francisco | 02/21/19 | | | | | | | | | | | | | | | | | | | | | | | | |
| at Gonzaga | 02/23/19 | | | | | | | | | | | | | | | | | | | | | | | | |
| San Diego | 03/02/19 | | | | | | | | | | | | | | | | | | | | | | | | |
| Totals | | | 2 | 205 | 15 | 35 | .429 | 7 | 22 | .318 | 3 | 5 | .600 | 3 | 14 | 17 | 1.1 | 20 | 0 | 18 | 10 | 0 | 4 | 40 | 2.5 |

CAREER STATISTICS (ALL GAMES)

| Year | GP | GS | Min | Avg | FG | FGA | Pct | 3FG | FGA | Pct | FT | FTA | Pct | Off | Def | TR | Avg | PF | FO | A | TO | Blk | Stl | Pts | Avg |
|---------|----|----|-----|------|----|-----|------|-----|-----|------|----|-----|------|-----|-----|----|-----|----|----|----|----|-----|-----|-----|-----|
| 2017-18 | 29 | 0 | 536 | 18.5 | 33 | 79 | .418 | 15 | 46 | .326 | 20 | 25 | .800 | 5 | 29 | 34 | 1.2 | 41 | 0 | 42 | 21 | 1 | 27 | 101 | 3.5 |
| 2018-19 | 16 | 2 | 205 | 12.8 | 15 | 35 | .429 | 7 | 22 | .318 | 3 | 5 | .600 | 3 | 14 | 17 | 1.1 | 20 | 0 | 18 | 10 | 0 | 4 | 40 | 2.5 |
| TOTAL | 45 | 2 | 741 | 16.5 | 48 | 114 | .421 | 22 | 68 | .324 | 23 | 30 | .767 | 8 | 43 | 51 | 1.1 | 61 | 0 | 60 | 31 | 1 | 31 | 141 | 3.1 |

CAREER STATISTICS (CONFERENCE GAMES)

| Year | GP | GS | Min | Avg | FG | FGA | Pct | 3FG | FGA | Pct | FT | FTA | Pct | Off | Def | TR | Avg | PF | FO | A | TO | Blk | Stl | Pts | Avg | |
|---------|----|----|-----|------|----|-----|------|-----|-----|------|----|-----|------|-----|-----|----|-----|----|----|----|----|-----|-----|-----|-----|--|
| 2017-18 | 18 | 0 | 306 | 17.0 | 14 | 42 | .333 | 7 | 26 | .269 | 8 | 11 | .727 | 4 | 15 | 19 | 1.1 | 24 | 0 | 17 | 12 | 0 | 14 | 43 | 2.4 | |
| 2018-19 | | | | | | | | | | | | | | | | | | | | | | | | | | |
| TOTAL | 18 | 0 | 306 | 17.0 | 14 | 42 | .333 | 7 | 26 | .269 | 8 | 11 | .727 | 4 | 15 | 19 | 1.1 | 24 | 0 | 17 | 12 | 0 | 14 | 43 | 2.4 | |

#25 • GAVIN BAXTER
6-9 • 210 • FR • FORWARD



PROVO, UTAH
TIMPVIEV HS

2018-19 SEASON — PPG: 1.7 RPG: 1.5 APG: 0.1 BPG: 0.5 SPG: 0.0 FG%: .524 3FG%: .000 FT%: .308

Before BYU

- Played for Kevin Santiago at Timpview High School
- As a senior in 2015-16 averaged 15.7 points and 6.4 rebounds and led Timpview to a 21-6, 11-1 record of and a trip to the 4A state title game
- Named 4A first-team all-state by the Salt Lake Tribune and Deseret News
- As a junior in 2014-15 averaged 15.5 points and led Timpview to a record of 15-9, 8-4 and a trip to the 4A quarterfinals
- Named 4A second-team all-state by the Deseret News in 2015
- As a sophomore in 2013-14 averaged 11.4 points and 6.2 rebounds while helping Timpview to a 19-6, 10-2 record and a trip to the 4A quarterfinals
- Named 4A third-team all-state by the Deseret News in 2014
- Named a four star recruit by ESPN, Scout and Rivals
- Ranked No. 21 nationally among small forwards by ESPN
- Named the No. 5 recruit in Utah by ESPN
- Also recruited by Arizona State, California, Oregon, Oregon State, UCLA and Utah State
- Played for the Utah Prospects AAU team coached by Tim Davis

- Father Kurt Baxter played basketball for BYU
- Sister Lauren Baxter ran track at BYU

Personal

- Parents are Kurt and Angela Baxter
- Has four siblings
- Served a mission for The Church of Jesus Christ of Latter-day Saints in Washington, D.C.
- Mother Angela Baxter ran track for BYU and was an All-American sprinter

2018-19 SEASON HIGHS

| | |
|-------|--|
| PTS | 8 at Illinois State – 11/28/18 |
| 1st H | 6 at Illinois State – 11/28/18 |
| 2nd H | 2 (4x) last at Illinois State – 11/28/18 |
| REB | 6 vs. Utah Valley – 11/09/18 |
| AST | 1 (2x) last vs. Rice – 11/21/18 |
| BLK | 4 vs. Northwestern State – 11/13/18 |
| STL | – |
| FGM | 4 at Illinois State – 11/28/18 |
| FGA | 4 (2x) last at Illinois State – 11/28/18 |
| 3PM | – |
| 3PA | 1 (2x) last vs. Utah – 12/08/18 |
| FTM | 2 (2x) last vs. Oral Roberts – 11/15/18 |
| FTA | 3 (3x) last vs. UNLV – 12/15/18 |
| MIN | 16 vs. Northwestern State – 11/13/18 |

MISCELLANEOUS

| | 18-19 | Career |
|----------------------|---------|---------|
| Double-Figure Points | – | – |
| 20-plus Points | – | – |
| Double-Figure Reb | – | – |
| Double-Doubles | – | – |
| 3-plus Steals | – | – |
| 3-plus Blocks | 1 (1-0) | 1 (1-0) |
| 3-plus 3-point FG | – | – |
| Scoring Leader | – | – |
| Rebound Leader | – | – |
| Assist Leader | – | – |

2018-19 GAME-BY-GAME

| Opponent | Date | GS | Min | FG | FGA | Pct | 3FG | FGA | Pct | FT | FTA | Pct | Off | Def | TR | Avg | PF | FO | A | TO | Blk | Stl | Pts | Avg | |
|----------------------|----------|----|-----|-----|-----|-------|------|-----|------|------|-----|-------|------|-----|----|-----|-----|----|---|----|-----|-----|-----|-----|-----|
| at Nevada | 11/06/18 | | 15 | 2 | 2 | 1.000 | 0 | 0 | .000 | 0 | 1 | .000 | 2 | 2 | 4 | 4.0 | 4 | 0 | 1 | 0 | 1 | 0 | 4 | 4.0 | |
| Utah Valley | 11/09/18 | | 11 | 1 | 1 | 1.000 | 0 | 0 | .000 | 0 | 0 | .000 | 2 | 4 | 6 | 5.0 | 1 | 0 | 0 | 0 | 1 | 0 | 2 | 3.0 | |
| Northwestern State | 11/13/18 | | 16 | 1 | 4 | .250 | 0 | 0 | .000 | 2 | 3 | .667 | 0 | 1 | 1 | 3.7 | 2 | 0 | 0 | 0 | 4 | 0 | 4 | 3.3 | |
| Oral Roberts | 11/15/18 | | 14 | 1 | 2 | .500 | 0 | 0 | .000 | 2 | 2 | 1.000 | 2 | 1 | 3 | 3.5 | 3 | 0 | 0 | 0 | 0 | 0 | 4 | 3.5 | |
| Alabama A&M | 11/17/18 | | | | | | | | | | | | | | | | | | | | | | | | |
| Rice | 11/21/18 | | 12 | 1 | 3 | .333 | 0 | 1 | .000 | 0 | 0 | .000 | 0 | 2 | 2 | 3.2 | 1 | 0 | 1 | 0 | 0 | 0 | 2 | 3.2 | |
| Houston | 11/24/18 | | 5 | 0 | 1 | .000 | 0 | 0 | .000 | 0 | 0 | .000 | 0 | 0 | 0 | 2.7 | 0 | 0 | 0 | 1 | 0 | 0 | 0 | 2.7 | |
| at Illinois State | 11/28/18 | | 10 | 4 | 4 | 1.000 | 0 | 0 | .000 | 0 | 3 | .000 | 0 | 2 | 2 | 2.6 | 1 | 0 | 0 | 0 | 1 | 0 | 8 | 3.4 | |
| at Weber State | 12/01/18 | | 5 | 0 | 0 | .000 | 0 | 0 | .000 | 0 | 0 | .000 | 0 | 0 | 0 | 2.3 | 3 | 0 | 0 | 1 | 0 | 0 | 0 | 3.0 | |
| Utah State | 12/05/18 | | 3 | 0 | 0 | .000 | 0 | 0 | .000 | 0 | 0 | .000 | 0 | 0 | 0 | 2.0 | 1 | 0 | 0 | 0 | 0 | 0 | 0 | 2.7 | |
| vs. Utah | 12/08/18 | | 3 | 0 | 2 | .000 | 0 | 1 | .000 | 0 | 0 | .000 | 0 | 0 | 0 | 1.8 | 0 | 0 | 0 | 0 | 0 | 0 | 0 | 2.4 | |
| Portland State | 12/12/18 | | 2 | 0 | 0 | .000 | 0 | 0 | .000 | 0 | 0 | .000 | 0 | 0 | 0 | 1.6 | 0 | 0 | 0 | 0 | 0 | 0 | 0 | 2.2 | |
| vs. UNLV | 12/15/18 | | 2 | 0 | 0 | .000 | 0 | 0 | .000 | 0 | 3 | .000 | 1 | 1 | 2 | 1.7 | 0 | 0 | 0 | 0 | 0 | 0 | 0 | 2.0 | |
| at San Diego State | 12/22/18 | | 3 | 0 | 0 | .000 | 0 | 0 | .000 | 0 | 0 | .000 | 0 | 1 | 1 | 1.6 | 0 | 0 | 0 | 0 | 0 | 0 | 0 | 1.8 | |
| at Mississippi State | 12/29/18 | | 16 | 1 | 2 | .500 | 0 | 0 | .000 | 0 | 1 | .000 | 0 | 1 | 1 | 1.6 | 3 | 0 | 0 | 2 | 1 | 0 | 2 | 1.9 | |
| at Pacific | 01/03/19 | | 1 | 0 | 0 | .000 | 0 | 0 | .000 | 0 | 0 | .000 | 0 | 0 | 0 | 1.5 | 0 | 0 | 0 | 0 | 0 | 0 | 0 | 1.7 | |
| at Saint Mary's | 01/05/19 | | | | | | | | | | | | | | | | | | | | | | | | |
| Portland | 01/10/19 | | | | | | | | | | | | | | | | | | | | | | | | |
| Santa Clara | 01/12/19 | | | | | | | | | | | | | | | | | | | | | | | | |
| at Pepperdine | 01/17/19 | | | | | | | | | | | | | | | | | | | | | | | | |
| at San Francisco | 01/19/19 | | | | | | | | | | | | | | | | | | | | | | | | |
| Saint Mary's | 01/24/19 | | | | | | | | | | | | | | | | | | | | | | | | |
| Gonzaga | 01/31/19 | | | | | | | | | | | | | | | | | | | | | | | | |
| Loyola Marymount | 02/02/19 | | | | | | | | | | | | | | | | | | | | | | | | |
| at Portland | 02/07/19 | | | | | | | | | | | | | | | | | | | | | | | | |
| Pacific | 02/09/19 | | | | | | | | | | | | | | | | | | | | | | | | |
| at San Diego | 02/14/19 | | | | | | | | | | | | | | | | | | | | | | | | |
| at Loyola Marymount | 02/16/19 | | | | | | | | | | | | | | | | | | | | | | | | |
| San Francisco | 02/21/19 | | | | | | | | | | | | | | | | | | | | | | | | |
| at Gonzaga | 02/23/19 | | | | | | | | | | | | | | | | | | | | | | | | |
| San Diego | 03/02/19 | | | | | | | | | | | | | | | | | | | | | | | | |
| Totals | | | 0 | 118 | 11 | 21 | .524 | 0 | 2 | .000 | 4 | 13 | .308 | 7 | 15 | 22 | 1.5 | 19 | 0 | 2 | 4 | 8 | 0 | 26 | 1.7 |

CAREER STATISTICS (ALL GAMES)

| Year | GP | GS | Min | Avg | FG | FGA | Pct | 3FG | FGA | Pct | FT | FTA | Pct | Off | Def | TR | Avg | PF | FO | A | TO | Blk | Stl | Pts | Avg |
|---------|----|----|-----|-----|----|-----|------|-----|-----|------|----|-----|------|-----|-----|----|-----|----|----|---|----|-----|-----|-----|-----|
| 2018-19 | 15 | 0 | 118 | 7.9 | 11 | 21 | .524 | 0 | 2 | .000 | 4 | 13 | .308 | 7 | 15 | 22 | 1.5 | 19 | 0 | 2 | 4 | 8 | 0 | 26 | 1.7 |
| TOTAL | 15 | 0 | 118 | 7.9 | 11 | 21 | .524 | 0 | 2 | .000 | 4 | 13 | .308 | 7 | 15 | 22 | 1.5 | 19 | 0 | 2 | 4 | 8 | 0 | 26 | 1.7 |

CAREER STATISTICS (CONFERENCE GAMES)

| Year | GP | GS | Min | Avg | FG | FGA | Pct | 3FG | FGA | Pct | FT | FTA | Pct | Off | Def | TR | Avg | PF | FO | A | TO | Blk | Stl | Pts | Avg | |
|---------|----|----|-----|-----|----|-----|-----|-----|-----|-----|----|-----|-----|-----|-----|----|-----|----|----|---|----|-----|-----|-----|-----|--|
| 2018-19 | | | | | | | | | | | | | | | | | | | | | | | | | | |
| TOTAL | | | | | | | | | | | | | | | | | | | | | | | | | | |

#30 • TJ HAWS
6-4 • 170 • JR • GUARD



ALPINE, UTAH
LONE PEAK HS

2018-19 SEASON — PPG: 17.7 RPG: 4.1 APG: 5.1 BPG: 0.4 SPG: 1.1 FG%: .484 3FG%: .393 FT%: .853

2018-19 • Junior

- A team captain
• Named to the Men Against Breast Cancer Cougar Cup All-Tournament Team

2017-18 • Sophomore

- Received All-WCC Honorable Mention
• Named to the WCC All-Academic Team
• Received the Playmaker Award at the end of season banquet
• Played in and started all 35 games
• Nationally was 80th in assist/turnover ratio and 113th in total assists
• In the WCC was fourth in assist/turnover ratio, fifth in free-throw percentage, fifth in steals, eighth in assists and 20th in scoring
• Posted season highs of 26 points (San Francisco), 6 rebounds (4 times), 8 assists (UT Arlington), 2 blocks (Mississippi Valley State), 4 steals (San Diego) and 4 3-point field goals (4 times)
• Against Weber State hit 7 of 12 from the field, 4 of 6 from 3-point range and 6 of 6 from the free-throw line for 24 points
• At home against San Diego hit 10 of 14 from the field and 4 of 8 from 3-point range for 24 points
• Scored 26 points and had 7 assists vs. San Francisco
• Scored in double figures 23 times and had 20-plus points five times
• Had three-plus steals four times, three-plus 3-point field goals eight times
• Led the team in scoring seven times and assists 20 times

- Received Silver Honors on the WCC Commissioner's Honor Roll
• Received the Competitive Spirit Award at the end of season banquet
• Nationally was 135th in 3-point field goals made, 187th in 3-point field goals per game, 207th in 3-point field goal attempts and 209th in free-throw percentage
• Nationally among freshmen was 10th in 3-point field goals per game, 35th in points per game, 45th in assists per game
• In the WCC was 4th in 3-point field goals per game, 5th in free-throw percentage, 7th in assists, 9th in assist/turnover ratio
• Finished the season second all-time among BYU freshmen in 3-point field goals, fourth in points scored, fifth in assists and sixth in scoring average

Before BYU

- A four-time 5A Utah state champion (2011, 2012, 2013, 2014) and a 2013 MaxPreps.com National Champion at Lone Peak High School
• Posted career totals of 1,896 points (18.4 ppg) and 264 3s
• A three-time first-team all-state honoree by the Deseret News and the SL Tribune
• As a senior in 2013-14 averaged 25.2 points, 3.5 rebounds, 5.2 assists and 1.8 steals and hit 95 3s while leading Lone Peak to a 23-3, 11-1 record
• Named the 2014 Mr. Basketball by the Deseret News, the 2014 Utah Gatorade Player of the Year and the 2014 5A Tournament MVP honors

Personal

- Wife's name is Lauren
• Parents are Marty and Tiffanie Haws
• Brother Tyler (2009-10, 12-15) is BYU's all-time leading scorer
• His father Marty played for BYU from 1986-90 and earned All-WAC honors
• Served a mission for The Church of Jesus Christ of Latter-day Saints in France

2018-19 SEASON HIGHS

Table with 2 columns: Stat, Value/Context. Rows include PTS 30 vs. Portland State, 1st H 18 vs. Portland State, 2nd H 17 vs. Utah Valley, etc.

CAREER HIGHS

Table with 2 columns: Stat, Value/Context. Rows include PTS 30 vs. Portland State, 1st H 18 vs. Portland State, 2nd H 23 vs. Gonzaga, etc.

MISCELLANEOUS

Table comparing 18-19 stats to Career totals. Rows include Double-Figure Points, 20-plus Points, Double-Figure Reb, etc.

2016-17 • Freshman

- Named to the All-WCC First Team
• Named to the All-WCC Freshman Team

2018-19 GAME-BY-GAME

Large table with columns for Opponent, Date, and various game statistics (GS, Min, FG, FGA, Pct, 3FG, FTA, Pct, FT, FTA, Pct, Off, Def, TR, Avg, PF, FO, A, TO, Blk, Stl, Pts, Avg).

CAREER STATISTICS (ALL GAMES)

Table with columns for Year, GP, GS, Min, Avg, FG, FGA, Pct, 3FG, FGA, Pct, FT, FTA, Pct, Off, Def, TR, Avg, PF, FO, A, TO, Blk, Stl, Pts, Avg.

CAREER STATISTICS (CONFERENCE GAMES)

Table with columns for Year, GP, GS, Min, Avg, FG, FGA, Pct, 3FG, FGA, Pct, FT, FTA, Pct, Off, Def, TR, Avg, PF, FO, A, TO, Blk, Stl, Pts, Avg.

#33 • DALTON NIXON
6-7 • 215 • SO • FORWARD



OREM, UTAH
OREM HS

2018-19 SEASON HIGHS

| | |
|-------|--|
| PTS | 15 vs. Northwestern State – 11/13/18 |
| 1st H | 8 vs. Northwestern State – 11/13/18 |
| 2nd H | 7 vs. Northwestern State – 11/13/18 |
| REB | 7 (2x) last at Illinois State – 11/28/18 |
| AST | 4 vs. Houston – 11/24/18 |
| BLK | 1 (4x) last at Pacific – 01/03/19 |
| STL | 3 vs. Utah State – 12/05/18 |
| FGM | 5 vs. Northwestern State – 11/13/18 |
| FGA | 9 vs. Northwestern State – 11/13/18 |
| 3PM | 1 vs. Northwestern State – 11/13/18 |
| 3PA | 4 vs. Northwestern State – 11/13/18 |
| FTM | 4 (2x) last vs. Oral Roberts – 11/15/18 |
| FTA | 5 vs. Oral Roberts – 11/15/18 |
| MIN | 30 vs. Houston – 11/24/18 |

CAREER HIGHS

| | |
|-------|--|
| PTS | 15 (2x) last vs. Northwestern State – 11/13/18 |
| 1st H | 8 vs. Northwestern State – 11/13/18 |
| 2nd H | 13 vs. UT Arlington – 11/18/17 |
| REB | 8 vs. UT Arlington – 11/18/17 |
| AST | 4 (3x) vs. Houston – 11/24/18 |
| BLK | 2 vs. Santa Clara – 1/31/15 |
| STL | 3 vs. Utah State – 12/05/18 |
| FGM | 5 (4x) last vs. Northwestern State – 11/13/18 |
| FGA | 10 at Portland – 02/22/18 |
| 3PM | 2 at Portland – 02/22/18 |
| 3PA | 4 (2x) last vs. Northwestern State – 11/13/18 |
| FTM | 5 (2x) last vs. Alabama – 11/24/17 |
| FTA | 6 (2x) last vs. Alabama – 11/24/17 |
| MIN | 31 at Saint Mary's – 01/17/15 |

MISCELLANEOUS

| | 18-19 | Career |
|----------------------|---------|---------|
| Double-Figure Points | 1 (1-0) | 6 (5-1) |
| 20-plus Points | – | 0 (0-0) |
| Double-Figure Reb | – | 0 (0-0) |
| Double-Doubles | – | 0 (0-0) |
| 3-plus Steals | – | 0 (0-0) |
| 3-plus Blocks | – | 0 (0-0) |
| 3-plus 3-point FG | – | 0 (0-0) |
| Scoring Leader | – | 1 (0-1) |
| Rebound Leader | – | 2 (1-1) |
| Assist Leader | – | 1 (1-0) |

CAREER STATISTICS (ALL GAMES)

| Year | GP | GS | Min | Avg | FG | FGA | Pct | 3FG | FGA | Pct | FT | FTA | Pct | Off | Def | TR | Avg | PF | FO | A | TO | Blk | Stl | Pts | Avg |
|---------|----|----|-----|------|----|-----|------|-----|-----|------|----|-----|-------|-----|-----|-----|-----|-----|----|----|----|-----|-----|-----|-----|
| 2014-15 | 27 | 2 | 262 | 9.7 | 20 | 47 | .426 | 3 | 18 | .167 | 13 | 13 | 1.000 | 12 | 33 | 45 | 1.7 | 32 | 1 | 21 | 12 | 4 | 4 | 56 | 2.1 |
| 2017-18 | 23 | 0 | 399 | 17.3 | 49 | 93 | .527 | 5 | 21 | .238 | 36 | 50 | .720 | 27 | 42 | 69 | 3.0 | 42 | 0 | 30 | 19 | 5 | 14 | 139 | 6.0 |
| 2018-19 | 15 | 8 | 257 | 17.1 | 28 | 58 | .483 | 1 | 15 | .067 | 18 | 25 | .720 | 21 | 35 | 56 | 3.7 | 40 | 1 | 18 | 17 | 4 | 8 | 75 | 5.0 |
| TOTAL | 65 | 10 | 918 | 14.1 | 97 | 198 | .490 | 9 | 54 | .167 | 67 | 88 | .761 | 60 | 110 | 170 | 2.6 | 114 | 2 | 69 | 48 | 13 | 26 | 270 | 4.2 |

CAREER STATISTICS (CONFERENCE GAMES)

| Year | GP | GS | Min | Avg | FG | FGA | Pct | 3FG | FGA | Pct | FT | FTA | Pct | Off | Def | TR | Avg | PF | FO | A | TO | Blk | Stl | Pts | Avg |
|---------|----|----|-----|------|----|-----|------|-----|-----|------|----|-----|-------|-----|-----|----|-----|----|----|----|----|-----|-----|-----|-----|
| 2014-15 | 14 | 2 | 168 | 12.0 | 8 | 18 | .444 | 1 | 8 | .125 | 10 | 10 | 1.000 | 5 | 19 | 24 | 1.7 | 19 | 1 | 12 | 9 | 3 | 2 | 27 | 1.9 |
| 2017-18 | 11 | 0 | 179 | 16.3 | 21 | 39 | .538 | 5 | 12 | .417 | 13 | 17 | .765 | 6 | 17 | 23 | 2.1 | 16 | 0 | 12 | 8 | 2 | 5 | 60 | 5.5 |
| 2018-19 | | | | | | | | | | | | | | | | | | | | | | | | | |
| TOTAL | 25 | 2 | 347 | 13.9 | 29 | 57 | .509 | 6 | 20 | .300 | 23 | 27 | .852 | 11 | 36 | 47 | 1.9 | 35 | 1 | 24 | 17 | 5 | 7 | 87 | 3.5 |

2018-19 SEASON — PPG: 5.0 RPG: 3.7 APG: 1.2 BPG: 0.3 SPG: 0.5 FG%: .483 3FG%: .067 FT%: .720

2017-18 • Freshman

- Played in 23 games, missed 12 due to injury
- Received the Best Conditioned Post Player Award at the end of season banquet
- Posted season highs of 15 points (UT Arlington), 8 rebounds (UT Arlington), 4 assists (Saint Mary's), 1 block (5 times), 2 steals (twice) and 2 3-point field goals (at Portland)
- Hit 5 of 6 from the field and 5 of 6 from the free-throw line for a career-best 15 points vs. UT Arlington
- Made 5 of 6 field goals for 12 points vs. Santa Clara
- At Portland made 5 of 10 from the field and 2 of 4 from 3-point field goals for 14 points
- Against Saint Mary's in the WCC Championships had 10 points, 6 rebounds, 4 assists and 1 steal
- Scored in double figures four times
- Led the team in scoring once, rebounds twice and assists once

2014-15 • Freshman

- Played in 27 games and started 2
- Posted season highs of 10 points (Southern Virginia), 4 rebounds (4 times), 4 assists (San Francisco), 2 blocks (Santa Clara) and 1 steal (4 times)
- Posted 10 points, 3 rebounds, 2 assists and 1 steal vs. Southern Virginia
- Had 7 points, 3 rebounds, 1 assist and 1 block vs. Chaminade

Before BYU

- A four-year letterman playing for Golden Holt at Orem High School

- Orem's all-time leading scorer with 1,367 points and a three-time first-team all-state honoree
- As a senior averaged 20.2 points, 8.9 rebounds, 1.7 assists and 1.1 steals as Orem finished 18-9 overall, 10-2 in region play and advanced to the 4A state championship game
- Named first-team all-state by the Deseret News and the Salt Lake Tribune
- As a junior averaged 17.5 points, 8.2 rebounds, 1.7 assists and 1.3 steals and hit 21 threes as Orem finished 20-4 overall and 13-1 in region play
- Named first-team all-state by the Deseret News and the Salt Lake Tribune, All-Valley by the Daily Herald
- As a sophomore averaged 12.5 points and 5.5 rebounds and hit 33 threes as Orem finished 24-1 overall, 14-0 in region play and won the 4A Utah state title
- Named first-team all-state by the Deseret News and the Salt Lake Tribune and All-Valley by the Daily Herald
- Named the 4A Tournament MVP as a sophomore

Personal

- Parents are Kevin and Stephanie Nixon
- Has two sisters
- His father Kevin Nixon played at BYU from 1991-93
- Also recruited by Arizona State, Creighton, Hawaii, San Diego, San Francisco, Utah, Utah State and Weber State
- Served a mission for The Church of Jesus Christ of Latter-day Saints in Boston

2018-19 GAME-BY-GAME

| Opponent | Date | GS | Min | FG | FGA | Pct | 3FG | FGA | Pct | FT | FTA | Pct | Off | Def | TR | Avg | PF | FO | A | TO | Blk | Stl | Pts | Avg | |
|----------------------|----------|----|-----|-----|-----|-------|------|-----|------|------|-----|-------|------|-----|----|-----|-----|----|---|----|-----|-----|-----|-----|-----|
| at Nevada | 11/06/18 | * | 17 | 2 | 5 | .400 | 0 | 2 | .000 | 0 | 0 | .000 | 0 | 1 | 1 | 1.0 | 5 | 1 | 1 | 1 | 0 | 1 | 4 | 4.0 | |
| Utah Valley | 11/09/18 | | 17 | 2 | 4 | .500 | 0 | 0 | .000 | 1 | 2 | .500 | 3 | 4 | 7 | 4.0 | 2 | 0 | 2 | 3 | 0 | 0 | 5 | 4.5 | |
| Northwestern State | 11/13/18 | * | 19 | 5 | 9 | .556 | 1 | 4 | .250 | 4 | 4 | 1.000 | 0 | 2 | 2 | 3.3 | 4 | 0 | 1 | 0 | 1 | 0 | 15 | 8.0 | |
| Oral Roberts | 11/15/18 | * | 16 | 1 | 7 | .143 | 0 | 2 | .000 | 4 | 5 | .800 | 3 | 2 | 5 | 3.8 | 3 | 0 | 1 | 0 | 0 | 0 | 6 | 7.5 | |
| Alabama A&M | 11/17/18 | * | 20 | 4 | 7 | .571 | 0 | 1 | .000 | 0 | 0 | .000 | 3 | 2 | 5 | 4.0 | 2 | 0 | 1 | 0 | 1 | 1 | 8 | 7.6 | |
| Rice | 11/21/18 | * | 23 | 1 | 5 | .200 | 0 | 1 | .000 | 0 | 0 | .000 | 3 | 2 | 5 | 4.2 | 1 | 0 | 1 | 0 | 0 | 1 | 2 | 6.7 | |
| Houston | 11/24/18 | * | 30 | 2 | 4 | .500 | 0 | 2 | .000 | 1 | 2 | .500 | 3 | 3 | 6 | 4.4 | 4 | 0 | 4 | 1 | 0 | 0 | 5 | 6.4 | |
| at Illinois State | 11/28/18 | * | 26 | 3 | 5 | .600 | 0 | 1 | .000 | 1 | 4 | .250 | 4 | 3 | 7 | 4.8 | 4 | 0 | 1 | 2 | 0 | 1 | 7 | 6.5 | |
| at Weber State | 12/01/18 | * | 17 | 3 | 4 | .750 | 0 | 1 | .000 | 2 | 2 | 1.000 | 0 | 3 | 3 | 4.6 | 3 | 0 | 2 | 4 | 0 | 0 | 8 | 6.7 | |
| Utah State | 12/05/18 | | 22 | 2 | 3 | .667 | 0 | 0 | .000 | 2 | 2 | 1.000 | 1 | 3 | 4 | 4.5 | 2 | 0 | 3 | 0 | 1 | 3 | 6 | 6.6 | |
| vs. Utah | 12/08/18 | | 10 | 0 | 1 | .000 | 0 | 1 | .000 | 2 | 2 | 1.000 | 0 | 2 | 2 | 4.3 | 1 | 0 | 1 | 1 | 0 | 0 | 2 | 6.2 | |
| Portland State | 12/12/18 | | 11 | 1 | 2 | .500 | 0 | 0 | .000 | 0 | 0 | .000 | 1 | 4 | 5 | 4.3 | 3 | 0 | 0 | 4 | 0 | 0 | 2 | 5.8 | |
| vs. UNLV | 12/15/18 | | 10 | 1 | 1 | 1.000 | 0 | 0 | .000 | 1 | 2 | .500 | 0 | 0 | 0 | 4.0 | 1 | 0 | 0 | 0 | 0 | 0 | 3 | 5.6 | |
| at San Diego State | 12/22/18 | | 7 | 0 | 0 | .000 | 0 | 0 | .000 | 0 | 0 | .000 | 0 | 0 | 0 | 3.7 | 2 | 0 | 0 | 1 | 0 | 0 | 0 | 5.2 | |
| at Mississippi State | 12/29/18 | | | | | | | | | | | | | | | DNP | | | | | | | | | |
| at Pacific | 01/03/19 | | 12 | 1 | 1 | 1.000 | 0 | 0 | .000 | 0 | 0 | .000 | 0 | 4 | 4 | 3.7 | 3 | 0 | 0 | 0 | 1 | 1 | 2 | 5.0 | |
| at Saint Mary's | 01/05/19 | | | | | | | | | | | | | | | | | | | | | | | | |
| Portland | 01/10/19 | | | | | | | | | | | | | | | | | | | | | | | | |
| Santa Clara | 01/12/19 | | | | | | | | | | | | | | | | | | | | | | | | |
| at Pepperdine | 01/17/19 | | | | | | | | | | | | | | | | | | | | | | | | |
| at San Francisco | 01/19/19 | | | | | | | | | | | | | | | | | | | | | | | | |
| Saint Mary's | 01/24/19 | | | | | | | | | | | | | | | | | | | | | | | | |
| Gonzaga | 01/31/19 | | | | | | | | | | | | | | | | | | | | | | | | |
| Loyola Marymount | 02/02/19 | | | | | | | | | | | | | | | | | | | | | | | | |
| at Portland | 02/07/19 | | | | | | | | | | | | | | | | | | | | | | | | |
| Pacific | 02/09/19 | | | | | | | | | | | | | | | | | | | | | | | | |
| at San Diego | 02/14/19 | | | | | | | | | | | | | | | | | | | | | | | | |
| at Loyola Marymount | 02/16/19 | | | | | | | | | | | | | | | | | | | | | | | | |
| San Francisco | 02/21/19 | | | | | | | | | | | | | | | | | | | | | | | | |
| at Gonzaga | 02/23/19 | | | | | | | | | | | | | | | | | | | | | | | | |
| San Diego | 03/02/19 | | | | | | | | | | | | | | | | | | | | | | | | |
| Totals | | | 8 | 257 | 28 | 58 | .483 | 1 | 15 | .067 | 18 | 25 | .720 | 21 | 35 | 56 | 3.7 | 40 | 1 | 18 | 17 | 4 | 8 | 75 | 5.0 |

#40 • KOLBY LEE
6-9 • 240 • FR • FORWARD



MERIDIAN, IDAHO
ROCKY MOUNTAIN HS

2018-19 SEASON — PPG: 1.6 RPG: 1.1 APG: 0.1 BPG: 0.0 SPG: 0.0 FG%: .375 3FG%: .250 FT%: .500

Before BYU

- Played for Dane Roy at Rocky Mountain High School
- As a senior led Rocky Mountain High School to a record of 26-1 and the school's first state title
- Averaged 16.6 points, 9.3 rebounds and 2.6 blocks per game
- Named the 2017 Idaho Gatorade Player of the Year
- Named the 5A Player of the Year by the Idaho Statesman
- As a junior led Rocky Mountain High School to a record of 19-7 and the consolation title in the 5A state tournament
- Averaged 14.8 points, 8.9 rebounds and 1.0 block as a junior
- Named to the 5A All-Idaho Second Team by the Idaho Statesman
- As a sophomore led Rocky Mountain to a 21-6 record, a district title and the consolation title in the 5A state tournament
- Averaged 13.7 points and 7.0 rebounds as a sophomore
- As a freshman helped Rocky Mountain to an 18-8 record and a trip to semifinals of 5A state tournament
- Competed in the 2016 NBPA Top 100 High School Camp at University of Virginia
- Named a four star recruit by ESPN.com
- Named the No. 1 recruit in the state of Idaho for the class of 2017
- Played AAU for Hoop Dreams Idaho and Team Fast
- Also recruited by Iowa, Oregon State, Washington State, Purdue, Utah State, Boise State, Richmond, Portland, Kent State, Depaul, UC Davis

Personal

- Parents are Brian and Jill Lee
- Has one older sister

2018-19 SEASON HIGHS

| | |
|-------|---|
| PTS | 5 (2x) last at San Diego State – 12/22/18 |
| 1st H | 3 at San Diego State – 12/22/18 |
| 2nd H | 5 vs. Rice – 11/21/18 |
| REB | 2 (3x) last at San Diego State – 12/22/18 |
| AST | 1 vs. Oral Roberts – 11/15/18 |
| BLK | – |
| STL | – |
| FGM | 2 (2x) last at San Diego State – 12/22/18 |
| FGA | 3 (3x) last vs. Rice – 11/21/18 |
| 3PM | 1 at San Diego State – 12/22/18 |
| 3PA | 1 (4x) last at San Diego State – 12/22/18 |
| FTM | 1 (3x) last vs. Portland State – 12/12/18 |
| FTA | 2 (2x) last vs. Portland State – 12/12/18 |
| MIN | 7 vs. Oral Roberts – 11/15/18 |

MISCELLANEOUS

| | 18-19 | Career |
|----------------------|-------|--------|
| Double-Figure Points | – | – |
| 20-plus Points | – | – |
| Double-Figure Reb | – | – |
| Double-Doubles | – | – |
| 3-plus Steals | – | – |
| 3-plus Blocks | – | – |
| 3-plus 3-point FG | – | – |
| Scoring Leader | – | – |
| Rebound Leader | – | – |
| Assist Leader | – | – |

2018-19 GAME-BY-GAME

| Opponent | Date | GS | Min | FG | FGA | Pct | 3FG | FGA | Pct | FT | FTA | Pct | Off | Def | TR | Avg | PF | FO | A | TO | Blk | Stl | Pts | Avg | |
|----------------------|----------|----|-----|----|-----|-------|------|-----|-------|------|-----|------|------|-----|----|-----|-----|----|---|----|-----|-----|-----|-----|-----|
| at Nevada | 11/06/18 | | 4 | 1 | 1 | 1.000 | 0 | 0 | .000 | 0 | 0 | .000 | 1 | 1 | 2 | 2.0 | 0 | 0 | 0 | 0 | 0 | 0 | 2 | 2.0 | |
| Utah Valley | 11/09/18 | | 1 | 0 | 2 | .000 | 0 | 1 | .000 | 0 | 0 | .000 | 0 | 0 | 0 | 1.0 | 0 | 0 | 0 | 0 | 0 | 0 | 0 | 1.0 | |
| Northwestern State | 11/13/18 | | 5 | 1 | 3 | .333 | 0 | 0 | .000 | 1 | 2 | .500 | 1 | 0 | 1 | 1.0 | 1 | 0 | 0 | 0 | 0 | 0 | 3 | 1.7 | |
| Oral Roberts | 11/15/18 | | 7 | 0 | 1 | .000 | 0 | 1 | .000 | 0 | 0 | .000 | 0 | 2 | 2 | 1.3 | 2 | 0 | 1 | 1 | 0 | 0 | 0 | 1.3 | |
| Alabama A&M | 11/17/18 | | 6 | 0 | 3 | .000 | 0 | 1 | .000 | 0 | 0 | .000 | 0 | 1 | 1 | 1.2 | 2 | 0 | 0 | 0 | 0 | 0 | 0 | 1.0 | |
| Rice | 11/21/18 | | 3 | 2 | 3 | .667 | 0 | 0 | .000 | 1 | 2 | .500 | 1 | 0 | 1 | 1.2 | 1 | 0 | 0 | 0 | 0 | 0 | 5 | 1.7 | |
| Houston | 11/24/18 | | | | | | | | | | | | | | | | | | | | | | | | |
| at Nevada | 11/28/18 | | | | | | | | | | | | | | | | | | | | | | | | |
| at Illinois State | 11/28/18 | | | | | | | | | | | | | | | | | | | | | | | | |
| at Weber State | 12/01/18 | | | | | | | | | | | | | | | | | | | | | | | | |
| Utah State | 12/05/18 | | | | | | | | | | | | | | | | | | | | | | | | |
| vs. Utah | 12/08/18 | | 1 | 0 | 0 | .000 | 0 | 0 | .000 | 0 | 0 | .000 | 0 | 1 | 1 | 1.1 | 0 | 0 | 0 | 0 | 0 | 0 | 0 | 1.4 | |
| Portland State | 12/12/18 | | 3 | 0 | 1 | .000 | 0 | 0 | .000 | 1 | 2 | .500 | 0 | 0 | 0 | 1.0 | 1 | 0 | 0 | 0 | 0 | 0 | 1 | 1.4 | |
| vs. UNLV | 12/15/18 | | | | | | | | | | | | | | | | | | | | | | | | |
| at San Diego State | 12/22/18 | | 5 | 2 | 2 | 1.000 | 1 | 1 | 1.000 | 0 | 0 | .000 | 0 | 2 | 2 | 1.1 | 2 | 0 | 0 | 0 | 0 | 0 | 5 | 1.8 | |
| at Mississippi State | 12/29/18 | | | | | | | | | | | | | | | | | | | | | | | | |
| at Pacific | 01/03/19 | | 0 | 0 | 0 | .000 | 0 | 0 | .000 | 0 | 0 | .000 | 0 | 1 | 1 | 1.1 | 0 | 0 | 0 | 0 | 0 | 0 | 0 | 1.6 | |
| at Saint Mary's | 01/05/19 | | | | | | | | | | | | | | | | | | | | | | | | |
| Portland | 01/10/19 | | | | | | | | | | | | | | | | | | | | | | | | |
| Santa Clara | 01/12/19 | | | | | | | | | | | | | | | | | | | | | | | | |
| at Pepperdine | 01/17/19 | | | | | | | | | | | | | | | | | | | | | | | | |
| at San Francisco | 01/19/19 | | | | | | | | | | | | | | | | | | | | | | | | |
| Saint Mary's | 01/24/19 | | | | | | | | | | | | | | | | | | | | | | | | |
| Gonzaga | 01/31/19 | | | | | | | | | | | | | | | | | | | | | | | | |
| Loyola Marymount | 02/02/19 | | | | | | | | | | | | | | | | | | | | | | | | |
| at Portland | 02/07/19 | | | | | | | | | | | | | | | | | | | | | | | | |
| Pacific | 02/09/19 | | | | | | | | | | | | | | | | | | | | | | | | |
| at San Diego | 02/14/19 | | | | | | | | | | | | | | | | | | | | | | | | |
| at Loyola Marymount | 02/16/19 | | | | | | | | | | | | | | | | | | | | | | | | |
| San Francisco | 02/21/19 | | | | | | | | | | | | | | | | | | | | | | | | |
| at Gonzaga | 02/23/19 | | | | | | | | | | | | | | | | | | | | | | | | |
| San Diego | 03/02/19 | | | | | | | | | | | | | | | | | | | | | | | | |
| Totals | | | 0 | 35 | 6 | 16 | .375 | 1 | 4 | .250 | 3 | 6 | .500 | 3 | 8 | 11 | 1.1 | 9 | 0 | 1 | 1 | 0 | 0 | 16 | 1.6 |

CAREER STATISTICS (ALL GAMES)

| Year | GP | GS | Min | Avg | FG | FGA | Pct | 3FG | FGA | Pct | FT | FTA | Pct | Off | Def | TR | Avg | PF | FO | A | TO | Blk | Stl | Pts | Avg |
|---------|----|----|-----|-----|----|-----|------|-----|-----|------|----|-----|------|-----|-----|----|-----|----|----|---|----|-----|-----|-----|-----|
| 2018-19 | 10 | 0 | 35 | 3.5 | 6 | 16 | .375 | 1 | 4 | .250 | 3 | 6 | .500 | 3 | 8 | 11 | 1.1 | 9 | 0 | 1 | 1 | 0 | 0 | 16 | 1.6 |
| TOTAL | 10 | 0 | 35 | 3.5 | 6 | 16 | .375 | 1 | 4 | .250 | 3 | 6 | .500 | 3 | 8 | 11 | 1.1 | 9 | 0 | 1 | 1 | 0 | 0 | 16 | 1.6 |

CAREER STATISTICS (CONFERENCE GAMES)

| Year | GP | GS | Min | Avg | FG | FGA | Pct | 3FG | FGA | Pct | FT | FTA | Pct | Off | Def | TR | Avg | PF | FO | A | TO | Blk | Stl | Pts | Avg | | |
|---------|----|----|-----|-----|----|-----|-----|-----|-----|-----|----|-----|-----|-----|-----|----|-----|----|----|---|----|-----|-----|-----|-----|--|--|
| 2018-19 | | | | | | | | | | | | | | | | | | | | | | | | | | | |
| TOTAL | | | | | | | | | | | | | | | | | | | | | | | | | | | |

#41 • LUKE WORTHINGTON
6-10 • 235 • SR • FORWARD



MEQUON, WISCONSIN
HOMESTEAD HS

2018-19 SEASON — PPG: 3.4 RPG: 2.4 APG: 0.2 BPG: 0.1 SPG: 0.4 FG%: .563 3FG%: .000 FT%: .692

2018-19 • Senior

- A team captain

2017-18 • Junior

- A team captain
- Earned WCC All-Academic Honorable Mention
- Received the Competitive Spirit Award at the end of season banquet
- Played in 35 games and started 29
- Posted season highs of 16 points (at Gonzaga), 6 rebounds (vs. UMass), 3 assists (at Santa Clara), 3 blocks (at Pacific) and 2 steals (twice)
- Hit 6 of 8 from the field for a career-best 16 points at Gonzaga
- Had 11 points on 5 of 6 shooting vs. Niagara
- At Pacific had 9 points, 4 rebounds and 3 blocks
- Scored in double figures twice and had three-plus blocks once

2014-15 • Sophomore

- Played in 33 games and started 21
- Posted season highs of 12 points (Southern Virginia), 6 rebounds (Utah State), 1 assist (6 times), 2 steals (Southern Virginia) and 1 block (twice)
- Had 7 points, 4 rebounds and 1 steal vs. Arkansas-Little Rock
- Scored a career-best 12 points on 6 of 7 shooting from the field to go with 4 boards and 2 steals vs. Southern Virginia
- Totaled 4 points and 6 boards at Utah State

2013-14 • Freshman

- Received Silver Honors on the WCC Commissioner's Honor Roll

- Posted season highs of 7 points (Santa Clara), 4 rebounds (at Saint Mary's), 2 field goals made (twice), 3 free throws made (Santa Clara).
- Hit 2 of 3 from the field and 3 of 4 from the free throw line to score 7 points against Santa Clara on Feb. 6
- Grabbed 4 rebounds, including 3 on the offensive end, and scored a point against Saint Mary's on Feb. 15

Before BYU

- Played for Kevin McKenna at Homestead High School
- Ranked the No. 7 prospect in the class of 2013 in the state of Wisconsin and No. 43 among power forwards nationally by ESPN.com
- One of seven Wisconsin players nominated for the McDonald's All-America Game
- As a senior was a team captain, averaged 13.6 points, 10.0 rebounds
- Named Wisconsin Basketball Coaches Association Division I All-State Honorable Mention
- Played football at Homestead, was a team captain and helped lead team to the 2012 Wisconsin state title

Personal

- Wife's name is Sarah
- Parents are John and Kris Worthington
- Has one brother and two sisters
- Also recruited by Butler, Princeton, Penn, Davidson, Yale, DePaul, Lehigh, Bucknell, Utah State and Saint Louis
- Served a mission for The Church of Jesus Christ of Latter-day Saints in Chile

2018-19 SEASON HIGHS

| | |
|-------|---|
| PTS | 11 at San Diego State – 12/22/18 |
| 1st H | 7 at Weber State – 12/03/18 |
| 2nd H | 9 at San Diego State – 12/22/18 |
| REB | 6 (2x) last at Mississippi State – 12/29/18 |
| AST | 1 (3x) last at Mississippi State – 12/29/18 |
| BLK | 1 vs. Utah Valley – 11/09/18 |
| STL | 2 (2x) last at Mississippi State – 12/29/18 |
| FGM | 5 at San Diego State – 12/22/18 |
| FGA | 7 at San Diego State – 12/22/18 |
| 3PM | – |
| 3PA | – |
| FTM | 5 vs. Alabama A&M – 11/17/18 |
| FTA | 7 at Pacific – 01/03/19 |
| MIN | 21 at San Diego State – 12/22/18 |

CAREER HIGHS

| | |
|-------|---|
| PTS | 16 at Gonzaga – 02/03/18 |
| 1st H | 8 vs. SVU – 11/19/14 |
| 2nd H | 9 (3x) last at San Diego State – 12/22/18 |
| REB | 6 (4x) last at Mississippi State – 12/29/18 |
| AST | 3 at Santa Clara – 01/13/18 |
| BLK | 3 at Pacific – 01/06/18 |
| STL | 2 (5x) last at Mississippi State – 12/29/18 |
| FGM | 6 (2x) last at Gonzaga – 02/03/18 |
| FGA | 9 at Portland – 02/22/18 |
| 3PM | – |
| 3PA | – |
| FTM | 5 (2x) last vs. Alabama A&M – 11/17/18 |
| FTA | 8 at San Francisco – 01/04/18 |
| MIN | 32 at Gonzaga – 02/03/18 |

MISCELLANEOUS

| | 18-19 | Career |
|----------------------|---------|---------|
| Double-Figure Points | – | 3 (2-1) |
| 20-plus Points | – | 0 (0-0) |
| Double-Figure Reb | – | 0 (0-0) |
| Double-Doubles | – | 0 (0-0) |
| 3-plus Steals | – | 0 (0-0) |
| 3-plus Blocks | – | 1 (0-1) |
| 3-plus 3-point FG | – | 0 (0-0) |
| Scoring Leader | – | 0 (0-0) |
| Rebound Leader | 1 (0-1) | 1 (0-1) |
| Assist Leader | – | 0 (0-0) |

2018-19 GAME-BY-GAME

| Opponent | Date | GS | Min | FG | FGA | Pct | 3FG | FGA | Pct | FT | FTA | Pct | Off | Def | TR | Avg | PF | FO | A | TO | Blk | Stl | Pts | Avg | |
|----------------------|----------|----|-----|-----|-----|-------|------|-----|------|------|-----|-------|------|-----|----|-----|-----|----|---|----|-----|-----|-----|-----|-----|
| at Nevada | 11/06/18 | | 3 | 0 | 1 | .000 | 0 | 0 | .000 | 0 | 0 | .000 | 0 | 2 | 2 | 2.0 | 3 | 0 | 1 | 0 | 0 | 0 | 0 | 0.0 | |
| Utah Valley | 11/09/18 | * | 9 | 0 | 2 | .000 | 0 | 0 | .000 | 0 | 0 | .000 | 0 | 1 | 1 | 1.5 | 2 | 0 | 0 | 0 | 1 | 1 | 0 | 0.0 | |
| Northwestern State | 11/13/18 | | 10 | 0 | 1 | .000 | 0 | 0 | .000 | 0 | 0 | .000 | 1 | 2 | 3 | 2.0 | 0 | 0 | 0 | 0 | 0 | 1 | 0 | 0.0 | |
| Oral Roberts | 11/15/18 | | 7 | 0 | 0 | .000 | 0 | 0 | .000 | 1 | 2 | .500 | 0 | 1 | 1 | 1.8 | 4 | 0 | 0 | 0 | 0 | 0 | 1 | 0.3 | |
| Alabama A&M | 11/17/18 | | 15 | 2 | 4 | .500 | 0 | 0 | .000 | 5 | 6 | .833 | 1 | 5 | 6 | 2.6 | 2 | 0 | 1 | 0 | 0 | 0 | 9 | 2.0 | |
| Rice | 11/21/18 | | 5 | 0 | 0 | .000 | 0 | 0 | .000 | 0 | 0 | .000 | 0 | 0 | 0 | 2.2 | 2 | 0 | 0 | 0 | 0 | 0 | 0 | 1.7 | |
| Houston | 11/24/18 | | 9 | 0 | 1 | .000 | 0 | 0 | .000 | 2 | 2 | 1.000 | 1 | 0 | 1 | 2.0 | 0 | 0 | 0 | 0 | 0 | 2 | 2 | 1.7 | |
| at Illinois State | 11/28/18 | | 5 | 1 | 1 | 1.000 | 0 | 0 | .000 | 0 | 0 | .000 | 0 | 2 | 2 | 2.0 | 1 | 0 | 0 | 1 | 0 | 0 | 2 | 1.8 | |
| at Weber State | 12/01/18 | | 14 | 3 | 5 | .600 | 0 | 0 | .000 | 1 | 2 | .500 | 1 | 4 | 5 | 2.3 | 0 | 0 | 0 | 0 | 0 | 0 | 7 | 2.3 | |
| Utah State | 12/05/18 | | 5 | 0 | 0 | .000 | 0 | 0 | .000 | 0 | 0 | .000 | 0 | 0 | 0 | 2.1 | 3 | 0 | 0 | 0 | 0 | 0 | 0 | 2.1 | |
| vs. Utah | 12/08/18 | | 9 | 2 | 3 | .667 | 0 | 0 | .000 | 0 | 0 | .000 | 2 | 1 | 3 | 2.2 | 1 | 0 | 0 | 0 | 0 | 0 | 4 | 2.3 | |
| Portland State | 12/12/18 | | 6 | 0 | 0 | .000 | 0 | 0 | .000 | 2 | 2 | 1.000 | 0 | 0 | 0 | 2.0 | 3 | 0 | 0 | 0 | 0 | 0 | 2 | 2.3 | |
| vs. UNLV | 12/15/18 | | 4 | 0 | 1 | .000 | 0 | 0 | .000 | 0 | 0 | .000 | 0 | 0 | 0 | 1.8 | 1 | 0 | 0 | 0 | 0 | 0 | 0 | 2.1 | |
| at San Diego State | 12/22/18 | | 21 | 5 | 7 | .714 | 0 | 0 | .000 | 1 | 1 | 1.000 | 2 | 3 | 5 | 2.1 | 2 | 0 | 1 | 0 | 1 | 1 | 11 | 2.7 | |
| at Mississippi State | 12/29/18 | | 19 | 2 | 3 | .667 | 0 | 0 | .000 | 4 | 4 | 1.000 | 4 | 2 | 6 | 2.3 | 5 | 1 | 1 | 0 | 0 | 2 | 8 | 3.1 | |
| at Pacific | 01/03/19 | * | 20 | 3 | 3 | 1.000 | 0 | 0 | .000 | 2 | 7 | .286 | 2 | 1 | 3 | 2.4 | 4 | 0 | 0 | 2 | 0 | 0 | 8 | 3.4 | |
| at Saint Mary's | 01/05/19 | | | | | | | | | | | | | | | | | | | | | | | | |
| Portland | 01/10/19 | | | | | | | | | | | | | | | | | | | | | | | | |
| Santa Clara | 01/12/19 | | | | | | | | | | | | | | | | | | | | | | | | |
| at Pepperdine | 01/17/19 | | | | | | | | | | | | | | | | | | | | | | | | |
| at San Francisco | 01/19/19 | | | | | | | | | | | | | | | | | | | | | | | | |
| Saint Mary's | 01/24/19 | | | | | | | | | | | | | | | | | | | | | | | | |
| Gonzaga | 01/31/19 | | | | | | | | | | | | | | | | | | | | | | | | |
| Loyola Marymount | 02/02/19 | | | | | | | | | | | | | | | | | | | | | | | | |
| at Portland | 02/07/19 | | | | | | | | | | | | | | | | | | | | | | | | |
| Pacific | 02/09/19 | | | | | | | | | | | | | | | | | | | | | | | | |
| at San Diego | 02/14/19 | | | | | | | | | | | | | | | | | | | | | | | | |
| at Loyola Marymount | 02/16/19 | | | | | | | | | | | | | | | | | | | | | | | | |
| San Francisco | 02/21/19 | | | | | | | | | | | | | | | | | | | | | | | | |
| at Gonzaga | 02/23/19 | | | | | | | | | | | | | | | | | | | | | | | | |
| San Diego | 03/02/19 | | | | | | | | | | | | | | | | | | | | | | | | |
| Totals | | | 2 | 161 | 18 | 32 | .563 | 0 | 0 | .000 | 18 | 26 | .692 | 14 | 24 | 38 | 2.4 | 33 | 1 | 3 | 4 | 1 | 7 | 54 | 3.4 |

CAREER STATISTICS (ALL GAMES)

| Year | GP | GS | Min | Avg | FG | FGA | Pct | 3FG | FGA | Pct | FT | FTA | Pct | Off | Def | TR | Avg | PF | FO | A | TO | Blk | Stl | Pts | Avg |
|---------|-----|----|------|------|-----|-----|------|-----|-----|------|----|-----|------|-----|-----|-----|-----|-----|----|----|----|-----|-----|-----|-----|
| 2013-14 | 31 | 3 | 251 | 8.1 | 12 | 26 | .462 | 0 | 0 | .000 | 8 | 20 | .400 | 13 | 16 | 29 | 0.9 | 56 | 2 | 4 | 14 | 2 | 4 | 32 | 1.0 |
| 2014-15 | 33 | 21 | 407 | 12.3 | 21 | 46 | .457 | 0 | 0 | .000 | 18 | 27 | .667 | 23 | 32 | 55 | 1.7 | 93 | 4 | 6 | 14 | 2 | 10 | 60 | 1.8 |
| 2017-18 | 35 | 29 | 516 | 14.7 | 57 | 119 | .479 | 0 | 0 | .000 | 35 | 59 | .593 | 36 | 62 | 98 | 2.8 | 78 | 1 | 16 | 20 | 7 | 13 | 149 | 4.3 |
| 2018-19 | 16 | 2 | 161 | 10.1 | 18 | 32 | .563 | 0 | 0 | .000 | 18 | 26 | .692 | 14 | 24 | 38 | 2.4 | 33 | 1 | 3 | 4 | 1 | 7 | 54 | 3.4 |
| TOTAL | 115 | 55 | 1335 | 11.6 | 108 | 223 | .484 | 0 | 0 | .000 | 79 | 132 | .598 | 86 | 134 | 220 | 1.9 | 260 | 8 | 29 | 52 | 12 | 34 | 295 | 2.6 |

CAREER STATISTICS (CONFERENCE GAMES)

| Year | GP | GS | Min | Avg | FG | FGA | Pct | 3FG | FGA | Pct | FT | FTA | Pct | Off | Def | TR | Avg | PF | FO | A | TO | Blk | Stl | Pts | Avg |
|---------|----|----|-----|------|----|-----|------|-----|-----|------|----|-----|------|-----|-----|----|-----|-----|----|----|----|-----|-----|-----|-----|
| 2013-14 | 16 | 2 | 147 | 9.2 | 5 | 10 | .500 | 0 | 0 | .000 | 7 | 12 | .583 | 11 | 8 | 19 | 1.2 | 33 | 2 | 2 | 7 | 2 | 4 | 17 | 1.1 |
| 2014-15 | 17 | 9 | 185 | 10.9 | 4 | 10 | .400 | 0 | 0 | .000 | 6 | 8 | .750 | 5 | 13 | 18 | 1.1 | 50 | 3 | 3 | 3 | 1 | 3 | 14 | 0.8 |
| 2017-18 | 18 | 12 | 276 | 15.3 | 32 | 62 | .516 | 0 | 0 | .000 | 18 | 28 | .643 | 13 | 26 | 39 | 2.2 | 41 | 0 | 9 | 12 | 5 | 4 | 82 | 4.6 |
| 2018-19 | | | | | | | | | | | | | | | | | | | | | | | | | |
| TOTAL | 51 | 23 | 608 | 11.9 | 41 | 82 | .500 | 0 | 0 | .000 | 31 | 48 | .646 | 29 | 47 | 76 | 1.5 | 124 | 5 | 14 | 22 | 8 | 11 | 113 | 2.2 |

#44 • CONNOR HARDING
6-6 • 185 • FR • GUARD



POCATELLO, IDAHO
HIGHLAND HS

2018-19 SEASON — PPG: 7.6 RPG: 3.7 APG: 1.4 BPG: 0.2 SPG: 0.4 FG%: .506 3FG%: .310 FT%: .647

Before BYU

- Played for Chris Frost at Highland High School
- As a senior in 2015-16 averaged 18.5 points, 6.3 rebounds and 2.3 assists
- Led Highland to a 19-6 record and the 5A state title
- Named the USA Today Idaho Player of the Year, Idaho Gatorade Player of the Year and 5A Idaho Statesman Player of the Year
- As a junior in 2014-15 averaged 16.6 points, 8.5 rebounds and 3.7 assists
- Named to the American Family Insurance ALL-USA Idaho Boys Basketball First Team
- A second-team all-state performer as a sophomore
- Named a four star recruit by ESPN and a three star recruit by Scout and Rivals
- Ranked No. 27 nationally among shooting guards by ESPN
- Named the top recruit in Idaho by ESPN
- Also recruited by Arizona State, California, Davidson, Harvard, Idaho State, Oregon State, Stanford, Utah and Utah State
- Played for the Utah Prospects AAU team coached by Tim Davis

Personal

- Parents are Robert and Robyn and stepmother is Alison
- Has six siblings
- Served a mission for The Church of Jesus Christ of Latter-day Saints in Atlanta

2018-19 SEASON HIGHS

| | |
|-------|---|
| PTS | 14 vs. Utah State – 12/05/18 |
| 1st H | 10 (2x) last vs. Utah State – 12/05/18 |
| 2nd H | 8 (2x) last at Weber State – 12/03/18 |
| REB | 7 (2x) last vs. Rice – 11/21/18 |
| AST | 3 vs. Portland State – 12/12/18 |
| BLK | 2 at Nevada – 11/06/18 |
| STL | 2 vs. Oral Roberts – 11/15/18 |
| FGM | 5 (2x) last vs. Portland State – 12/12/18 |
| FGA | 9 vs. Portland State – 12/12/18 |
| 3PM | 2 vs. Utah State – 12/05/18 |
| 3PA | 6 vs. Rice – 11/21/18 |
| FTM | 3 (2x) last at Illinois State – 11/28/18 |
| FTA | 5 at Nevada – 11/06/18 |
| MIN | 29 at Illinois State – 11/28/18 |

MISCELLANEOUS

| | 18-19 | Career |
|----------------------|---------|---------|
| Double-Figure Points | 4 (4-0) | 4 (4-0) |
| 20-plus Points | – | – |
| Double-Figure Reb | – | – |
| Double-Doubles | – | – |
| 3-plus Steals | – | – |
| 3-plus Blocks | – | – |
| 3-plus 3-point FG | – | – |
| Scoring Leader | – | – |
| Rebound Leader | 1 (1-0) | 1 (1-0) |
| Assist Leader | – | – |

2018-19 GAME-BY-GAME

| Opponent | Date | GS | Min | FG | FGA | Pct | 3FG | FGA | Pct | FT | FTA | Pct | Off | Def | TR | Avg | Pf | FO | A | TO | Blk | Stl | Pts | Avg | |
|----------------------|----------|----|-----|-----|-----|-------|-----|-----|-------|----|-----|-------|-----|-----|----|-----|----|----|----|----|-----|-----|-----|-----|--|
| at Nevada | 11/06/18 | | 19 | 1 | 5 | .200 | 0 | 4 | .000 | 3 | 5 | .600 | 0 | 3 | 3 | 3.0 | 1 | 0 | 1 | 0 | 2 | 0 | 5 | 5.0 | |
| Utah Valley | 11/09/18 | | 15 | 2 | 3 | .667 | 1 | 1 | 1.000 | 1 | 2 | .500 | 0 | 2 | 2 | 2.5 | 2 | 0 | 2 | 0 | 0 | 1 | 6 | 5.5 | |
| Northwestern State | 11/13/18 | | 19 | 4 | 7 | .571 | 1 | 2 | .500 | 2 | 3 | .667 | 0 | 4 | 4 | 3.0 | 2 | 0 | 1 | 3 | 0 | 1 | 11 | 7.3 | |
| Oral Roberts | 11/15/18 | | 22 | 4 | 8 | .500 | 1 | 3 | .333 | 1 | 2 | .500 | 2 | 5 | 7 | 4.0 | 1 | 0 | 1 | 0 | 0 | 2 | 10 | 8.0 | |
| Alabama A&M | 11/17/18 | | 18 | 3 | 7 | .429 | 1 | 4 | .250 | 2 | 3 | .667 | 0 | 6 | 6 | 4.4 | 1 | 0 | 2 | 0 | 0 | 0 | 9 | 8.2 | |
| Rice | 11/21/18 | | 16 | 3 | 8 | .375 | 1 | 6 | .167 | 2 | 3 | .667 | 1 | 6 | 7 | 4.8 | 1 | 0 | 2 | 0 | 1 | 0 | 9 | 8.3 | |
| Houston | 11/24/18 | | 18 | 0 | 2 | .000 | 0 | 2 | .000 | 1 | 2 | .500 | 0 | 1 | 1 | 4.3 | 1 | 0 | 0 | 1 | 0 | 0 | 1 | 7.3 | |
| at Illinois State | 11/28/18 | | 29 | 1 | 4 | .250 | 0 | 3 | .000 | 3 | 3 | 1.000 | 1 | 3 | 4 | 4.3 | 2 | 0 | 0 | 2 | 0 | 0 | 5 | 7.0 | |
| at Weber State | 12/01/18 | | 17 | 3 | 3 | 1.000 | 0 | 0 | .000 | 2 | 2 | 1.000 | 1 | 4 | 5 | 4.3 | 5 | 1 | 1 | 0 | 0 | 0 | 8 | 7.1 | |
| Utah State | 12/05/18 | | 21 | 5 | 6 | .833 | 2 | 3 | .667 | 2 | 3 | .667 | 0 | 1 | 1 | 4.0 | 1 | 0 | 1 | 1 | 0 | 0 | 14 | 7.8 | |
| vs. Utah | 12/08/18 | * | 24 | 2 | 5 | .400 | 1 | 2 | .500 | 0 | 0 | .000 | 0 | 5 | 5 | 4.1 | 4 | 0 | 1 | 1 | 0 | 0 | 5 | 7.5 | |
| Portland State | 12/12/18 | * | 24 | 5 | 9 | .556 | 0 | 2 | .000 | 1 | 2 | .500 | 1 | 2 | 3 | 4.0 | 1 | 0 | 3 | 1 | 0 | 1 | 11 | 7.8 | |
| vs. UNLV | 12/15/18 | * | 25 | 2 | 5 | .400 | 1 | 2 | .500 | 0 | 0 | .000 | 0 | 0 | 0 | 3.7 | 2 | 0 | 1 | 2 | 0 | 1 | 5 | 7.6 | |
| at San Diego State | 12/22/18 | * | 26 | 3 | 3 | 1.000 | 2 | 2 | 1.000 | 0 | 0 | .000 | 0 | 4 | 4 | 3.7 | 3 | 0 | 2 | 2 | 0 | 0 | 8 | 7.6 | |
| at Mississippi State | 12/29/18 | * | 18 | 2 | 5 | .400 | 1 | 3 | .333 | 2 | 3 | .667 | 0 | 4 | 4 | 3.7 | 0 | 0 | 2 | 1 | 0 | 0 | 7 | 7.6 | |
| at Pacific | 01/03/19 | * | 24 | 3 | 5 | .600 | 1 | 3 | .333 | 0 | 1 | .000 | 0 | 3 | 3 | 3.7 | 4 | 0 | 2 | 2 | 0 | 1 | 7 | 7.6 | |
| at Saint Mary's | 01/05/19 | | | | | | | | | | | | | | | | | | | | | | | | |
| Portland | 01/10/19 | | | | | | | | | | | | | | | | | | | | | | | | |
| Santa Clara | 01/12/19 | | | | | | | | | | | | | | | | | | | | | | | | |
| at Pepperdine | 01/17/19 | | | | | | | | | | | | | | | | | | | | | | | | |
| at San Francisco | 01/19/19 | | | | | | | | | | | | | | | | | | | | | | | | |
| Saint Mary's | 01/24/19 | | | | | | | | | | | | | | | | | | | | | | | | |
| Gonzaga | 01/31/19 | | | | | | | | | | | | | | | | | | | | | | | | |
| Loyola Marymount | 02/02/19 | | | | | | | | | | | | | | | | | | | | | | | | |
| at Portland | 02/07/19 | | | | | | | | | | | | | | | | | | | | | | | | |
| Pacific | 02/09/19 | | | | | | | | | | | | | | | | | | | | | | | | |
| at San Diego | 02/14/19 | | | | | | | | | | | | | | | | | | | | | | | | |
| at Loyola Marymount | 02/16/19 | | | | | | | | | | | | | | | | | | | | | | | | |
| San Francisco | 02/21/19 | | | | | | | | | | | | | | | | | | | | | | | | |
| at Gonzaga | 02/23/19 | | | | | | | | | | | | | | | | | | | | | | | | |
| San Diego | 03/02/19 | | | | | | | | | | | | | | | | | | | | | | | | |
| Totals | | | 6 | 335 | 43 | .506 | 13 | 42 | .310 | 22 | 34 | .647 | 6 | 53 | 59 | 3.7 | 31 | 1 | 22 | 16 | 3 | 7 | 121 | 7.6 | |

CAREER STATISTICS (ALL GAMES)

| Year | GP | GS | Min | Avg | FG | FGA | Pct | 3FG | FGA | Pct | FT | FTA | Pct | Off | Def | TR | Avg | Pf | FO | A | TO | Blk | Stl | Pts | Avg |
|---------|----|----|-----|------|----|-----|------|-----|-----|------|----|-----|------|-----|-----|----|-----|----|----|----|----|-----|-----|-----|-----|
| 2018-19 | 16 | 6 | 335 | 20.9 | 43 | 85 | .506 | 13 | 42 | .310 | 22 | 34 | .647 | 6 | 53 | 59 | 3.7 | 31 | 1 | 22 | 16 | 3 | 7 | 121 | 7.6 |
| TOTAL | 16 | 6 | 335 | 20.9 | 43 | 85 | .506 | 13 | 42 | .310 | 22 | 34 | .647 | 6 | 53 | 59 | 3.7 | 31 | 1 | 22 | 16 | 3 | 7 | 121 | 7.6 |

CAREER STATISTICS (CONFERENCE GAMES)

| Year | GP | GS | Min | Avg | FG | FGA | Pct | 3FG | FGA | Pct | FT | FTA | Pct | Off | Def | TR | Avg | Pf | FO | A | TO | Blk | Stl | Pts | Avg |
|---------|----|----|-----|-----|----|-----|-----|-----|-----|-----|----|-----|-----|-----|-----|----|-----|----|----|---|----|-----|-----|-----|-----|
| 2018-19 | | | | | | | | | | | | | | | | | | | | | | | | | |
| TOTAL | | | | | | | | | | | | | | | | | | | | | | | | | |

5 players scored in double figures

12/05/18 vs. Utah State, Childs 31, Haws 20, Harding 14, Emery 11, Hardnett 10

6 players scored in double figures

02/25/16 vs. Portland, Fischer 21, Emery 18, Collinsworth 14, Chatman 13, Davis 11, Seljaas 10

No players scored in double figures

02/21/05 at Air Force, 39-70 L

One player recorded a double-double

1/3/19 at Pacific
Yoeli Childs, 13 points, 12 rebounds

Two players recorded a double-double

03/14/18 at Stanford
Yoeli Childs, 11 points, 10 rebounds
Elijah Bryant, 28 points, 10 rebounds

One player recorded a triple-double

03/16/16 vs. UAB
Kyle Collinsworth, 19 points, 10 rebounds, 12 assists

Two double-digit rebounders

03/14/18 at Stanford
Yoeli Childs 10, Elijah Bryant 10

Six players had 5 or more rebounds

11/30/16 vs. Utah State, Childs 12, Rose 9, Mika 7, Emery 6, Guinn 6, Shaw 5

Five players had 6 or more rebounds

12/29/16 vs. Santa Clara, Mika 9, Rose 9, Childs 7, Haws 6, Shaw 6

Four players had 9 or more rebounds

12/30/06 vs. Seton Hall, Cummond 12, Plaisted 9, Young 9, Ainge 9

Two players fouled out

12/29/18 at Mississippi State
Nick Emery, Luke Worthington

Three or more players fouled out

12/01/18 at Weber State
Yoeli Childs, TJ Haws, Connor Harding

A BYU player received a technical/flagrant foul

12/29/18 at Mississippi State, Luke Worthington

An opponent player received a technical/flagrant foul

12/29/18 at Mississippi State, Nick Emery, Jahshire Hardnett

A BYU coach received a technical foul

12/29/18 at Mississippi State, Tim LaComb (assistant head coach)

An opponent coach received a technical foul

11/15/17 at Princeton, Mitch Henderson

A BYU player ejected from a game

12/02/15 at Utah, Nick Emery (flagrant 2 foul)

An opponent player ejected from a game

02/01/14 vs. Saint Mary's, Garrett Jackson (flagrant 2 foul)

A coach ejected from the game

11/15/17 at Princeton
Princeton coach Mitch Henderson (2 technical fouls)

AT LEAST two players scored 20+ points

12/05/18 vs. Utah State, Childs 31, Haws 20

Three players scored 20+ points

01/09/16 vs. San Francisco, Fischer 25, Emery 21, Seljaas 20

Four players scored 20+ points

01/13/79 vs. New Mexico, D. Ainge-27, Scott Runia-25, Devin Durrant-20, Alan Taylor-20

Two players scored 25+ points

03/05/18 vs. Saint Mary's, Childs 33, Bryant 25

A player scored 30+ points

12/12/18 vs. Portland State, TJ Haws 30

A player scored 40+ points

12/23/15 vs. New Mexico, Chase Fischer 41

A player attempted 20 or more field goals

12/01/18 at Weber State, Yoeli Childs 23

A player had 5 or more steals

12/08/18 vs. Utah, Zac Seljaas 5

A player had 5 or more blocks

01/18/18 vs. LMU, Yoeli Childs 5

A player had double-digit assists

03/18/16 vs. Virginia Tech, Kyle Collinsworth 10

A player made double-digit free throws

11/21/17 vs. Niagara, Elijah Bryant (13-14)

A player shot 100% at the free throw line (min. 8 atts)

12/05/18 vs. Utah State, Yoeli Childs (8-8)

A player shot 100% from the floor (min. 5 atts)

12/21/17 vs. Idaho State, Payton Dastrup (5-5)

A player shot 100% on threes (min. 3 atts)

03/05/18 vs. Saint Mary's, Yoeli Childs (3-3)

Did not make a 3-point field goal

03/08/14 vs. Loyola Marymount (0-12) W

Last time opponent did not make a 3-point field goal

02/20/16 vs. San Diego (0-20) W

BYU had six or fewer turnovers

11/21/18 vs. Rice, 6 W

BYU committed 25-plus turnovers

12/15/07 vs. Pepperdine, 29 W

BYU committed 11 or less team fouls in a game

12/09/17 vs. Weber State, 11 W

BYU scored 90 points

12/15/18 vs. UNLV, 90 L

BYU scored 100 points

12/01/18 at Weber State, 103 L

BYU scored 110 points

02/11/16 at San Francisco, 114 W

BYU scored less than 50 points in a game

1/15/08 at UNLV 41-70 L

Held opponent to less than 50 points in a game

12/28/17 vs. Portland 69-45 W

BYU scored less than 40 points in a game

2/21/05 at Air Force 39-70 L

Held opponent to less than 40 points in a game

02/20/16 vs. San Diego 91-33 W

Shot 60% from the field

01/13/18 at Santa Clara (.615) 32-52

Opponent shot 60% from the field

12/22/05 at Utah State (.600) 36-60

Shot 70% from the field in a half

01/27/18 vs. Pacific (.750) 15-20

Did not miss a 2-point FG attempt in a half

02/23/04 vs. Air Force, 13-13 inside the arc, (14-17, .824 overall)

Shot less than 30% from the field

02/21/05 at Air Force, (.280), 14-50

Shot 100% from the free throw line

11/26/11 vs. Wisconsin (11-11)

Shot 90% from the free throw line (at least 10 attempts)

2/17/18 at San Diego, (.905), 19-21

Shot less than 50% from the free throw line

11/16/15 at Long Beach State, (.381), 8-21

Shot 60% on 3-pointers

02/11/16 at San Francisco (.630), 17-27

Shot 70% on 3-pointers

12/11/13 vs. Prairie View A&M (.714), 10-14

Opponent scored less than 20 points in the 1st half

02/20/16 vs. San Diego, 11 (39-11, 91-33 W)

Opponent scored less than 20 points in the 2nd half

01/10/13 vs. Pepperdine, 16 (46-16, 76-51 W)

BYU scored less than 20 points in the 1st half

02/21/05 at Air Force, 13 (BYU trailed 13-37)

BYU scored less than 20 points in the 2nd half

01/15/00 vs. Utah, 19

Opponent scored 50 or more points in a half

1/3/19 at Pacific, 50, 2nd half

BYU scored 50 or more points in the first half

12/05/18 vs. Utah State, 53

BYU scored 50 or more points in the second half

12/15/18 vs. UNLV, 53

BYU scored 60 or more points in the first half

11/25/14 vs. Chaminade, 66

BYU scored 60 or more points in the second half

11/21/17 vs. Niagara, 64

Won by 60 or more points (largest margin ever)

12/22/06 vs. W. Oregon (62) 102-40

Won by 50 or more points

02/20/16 vs. San Diego (58) 91-33

Won by 40 or more points

02/20/16 vs. San Diego (60) 91-33

Won by 30 or more points

11/17/18 vs. Alabama A&M (31) 91-60

Won by 25 or more points

11/21/18 vs. Rice (27) 105-78

Lost by 35-plus points

11/22/04 vs. North Carolina (36) 86-50

Lost by 30-plus points

3/04/17 vs. Saint Mary's (31) 50-81

Lost by 25-plus points

01/15/08 at UNLV (29) 70-41

Played an overtime game

12/15/18 vs. UNLV, 90-92 L (OT)

Won in single overtime

02/15/18 at Pepperdine, 75-70 W (OT)

Lost in overtime

11/28/18 at Illinois State, 89-92 L (OT)

Played a double OT game

11/24/14 vs. San Diego State, 87-92 L (2OT)

Played a triple OT game

01/23/14 at Portland, 114-110 L (3OT)

Won 15-straight games

2009-10 (15)

Won 10-straight games

2010-11 (10)

Lost 3-straight games

2018-19 vs. vs. UNLV, @ San Diego State, @ Mississippi State

Lost 4-straight games

2013-14 @ Utah, @ Oregon, @ LMU, @ Pepperdine

Lost 5-straight games

2004-05 @ UNM, @ AFA, @ Utah, UNLV, vs. UNM (at MWC)

Lost 9-straight games

1997-98

Lost 10-straight games

1996-97 (21) - school record

Played an NCAA tournament game

03/20/14 vs. Oregon-NCAA 2nd Round, 68-87

Won an NCAA tournament game

03/13/12 vs. Iona-NCAA 1st Round, 78-72

Won two NCAA tournament games

1980-81 Princeton 60-51, UCLA 78-55, Notre Dame 51-50, then lost to Virginia 60-74
2010-11 Wofford 74-66, Gonzaga 89-67

Won three NCAA Tournament games

1980-81 Princeton 60-51, UCLA 78-55, Notre Dame 51-50, then lost to Virginia 60-74

Played in the NIT

03/15/17 vs. UT Arlington, 89-105 L

Won an NIT game

03/22/16 vs. Creighton, 88-82 W

Won two NIT games

2015-16 UAB 97-79, Virginia Tech 80-77, Creighton 88-82

Won three NIT games

2015-16 Advanced to NIT semifinals
2012-13 Advanced to NIT semifinals
1965-66 NIT CHAMPIONS
1950-51 NIT CHAMPIONS

Won a conference tournament

2000-01

Won a regular season conference title

2010-11

Won a conference regular season outright

2007-08

Defeated a ranked team

03/05/18 vs. Saint Mary's (20/22), 85-72

Defeated a ranked team at home

02/04/16 vs. Saint Mary's (rv/25), 70-59

Defeated a ranked team on the road

02/25/17 at Gonzaga (1/1), 79-71

Was ranked in the top 25 AP Poll

03/14/11 Ranked 10th

Was ranked in the top 25 Coaches Poll

03/29/11 Ranked 13th

Finished season ranked in the top 25 polls

2010-11 10th (AP), 13th (Coaches)

Official Basketball Box Score -- Game Totals -- Final Statistics
Alabama A&M vs BYU
11/17/18 12:00 am at

Alabama A&M 60 • 0-4

| # | Player | FG-FGA | 3-Ptr | | Rebounds | | PF | TP | A TO | Blk | Stl | Min | | |
|--------|-------------------|--------|--------|--------|----------|-------------|----|----|------|-----|-----|-----|---|-----|
| | | | FG-FGA | FG-FGA | FT-FTA | Off Def Tot | | | | | | | | |
| 01 | Andre Kennedy | 1-10 | 0-1 | 0-0 | 2 | 7 | 9 | 1 | 2 | 1 | 0 | 2 | 0 | 27 |
| 22 | Gerron Scissum | 1-8 | 0-1 | 0-0 | 1 | 0 | 1 | 5 | 2 | 2 | 0 | 0 | 0 | 13 |
| 00 | Jalen Reeder | 5-11 | 1-2 | 0-0 | 1 | 3 | 4 | 1 | 11 | 1 | 1 | 0 | 0 | 34 |
| 02 | Brandon Miller | 2-8 | 1-2 | 0-0 | 0 | 4 | 4 | 2 | 5 | 2 | 3 | 0 | 1 | 32 |
| 34 | Walter Jones Jr. | 2-2 | 1-1 | 1-2 | 0 | 3 | 3 | 4 | 6 | 1 | 3 | 0 | 0 | 24 |
| 03 | TRE TODD | 2-4 | 1-1 | 3-4 | 0 | 1 | 1 | 1 | 8 | 2 | 1 | 0 | 0 | 16 |
| 11 | Brandon Wright | 0-1 | 0-0 | 0-0 | 0 | 1 | 1 | 1 | 0 | 0 | 0 | 0 | 1 | 9 |
| 12 | Brandon Powell | 0-1 | 0-1 | 2-2 | 1 | 1 | 2 | 0 | 2 | 0 | 0 | 0 | 0 | 5 |
| 20 | Shaquille Seville | 2-3 | 0-0 | 0-3 | 0 | 3 | 3 | 4 | 0 | 0 | 0 | 0 | 0 | 11 |
| 24 | Evan Wiley | 7-16 | 3-8 | 1-1 | 3 | 3 | 6 | 3 | 18 | 5 | 1 | 0 | 0 | 24 |
| 30 | Brandon Houston | 1-2 | 0-0 | 0-0 | 0 | 0 | 0 | 0 | 2 | 0 | 0 | 0 | 0 | 5 |
| Team | | 2 | 1 | 3 | | | | | | | | | | |
| Totals | | 23-66 | 7-17 | 7-12 | 10 | 27 | 37 | 21 | 60 | 14 | 9 | 2 | 2 | 200 |

FG % 1st Half: 9-35 25.7% 2nd half: 14-31 45.2% Game: 23-66 34.8% Deadball Rebounds 1
3FG % 1st Half: 2-8 25.0% 2nd half: 5-9 55.6% Game: 7-17 41.2%
FT % 1st Half: 4-4 100.0 2nd half: 3-8 37.5% Game: 7-12 58.3%

BYU 91 • 4-1

| # | Player | FG-FGA | 3-Ptr | | Rebounds | | PF | TP | A TO | Blk | Stl | Min | | |
|--------|--------------------|--------|--------|--------|----------|-------------|----|----|------|-----|-----|-----|---|-----|
| | | | FG-FGA | FG-FGA | FT-FTA | Off Def Tot | | | | | | | | |
| 23 | CHILDS, Yoeli | 7-10 | 0-0 | 4-4 | 4 | 8 | 12 | 1 | 18 | 4 | 0 | 0 | 0 | 30 |
| 33 | NIXON, Dalton | 4-7 | 0-1 | 0-0 | 3 | 2 | 5 | 2 | 8 | 1 | 0 | 1 | 0 | 20 |
| 00 | HARDNETT, Jahshire | 2-6 | 0-1 | 1-1 | 0 | 3 | 3 | 1 | 5 | 3 | 0 | 0 | 0 | 25 |
| 02 | SELJAAS, Zac | 5-11 | 5-8 | 0-0 | 0 | 2 | 2 | 2 | 15 | 1 | 1 | 1 | 0 | 23 |
| 30 | HAWS, TJ | 9-12 | 1-2 | 0-0 | 0 | 3 | 3 | 2 | 19 | 6 | 1 | 1 | 2 | 25 |
| 01 | BERGERSEN, Ryland | 1-4 | 1-4 | 5-9 | 0 | 3 | 3 | 0 | 8 | 0 | 1 | 0 | 1 | 17 |
| 13 | MAUGHAN, Taylor | 0-1 | 0-1 | 0-0 | 0 | 1 | 1 | 1 | 0 | 0 | 0 | 0 | 0 | 4 |
| 21 | TROY, Evan | 0-1 | 0-0 | 0-0 | 0 | 1 | 1 | 0 | 0 | 0 | 1 | 0 | 0 | 3 |
| 24 | CANNON, McKay | 0-0 | 0-0 | 0-0 | 0 | 2 | 2 | 1 | 0 | 0 | 0 | 0 | 0 | 14 |
| 40 | LEE, Kolby | 0-3 | 0-1 | 0-0 | 0 | 1 | 1 | 2 | 0 | 0 | 0 | 0 | 0 | 6 |
| 41 | WORTHINGTON, Luke | 2-4 | 0-0 | 5-6 | 1 | 5 | 6 | 2 | 9 | 1 | 0 | 0 | 0 | 15 |
| 44 | HARDING, Connor | 3-7 | 1-4 | 2-3 | 0 | 6 | 6 | 1 | 9 | 2 | 0 | 0 | 1 | 18 |
| Team | | 2 | 0 | 2 | | | | | | | | | | |
| Totals | | 33-66 | 8-22 | 17-23 | 10 | 37 | 47 | 15 | 91 | 18 | 4 | 3 | 4 | 200 |

FG % 1st Half: 16-32 50.0% 2nd half: 17-34 50.0% Game: 33-66 50.0% Deadball Rebounds 2
3FG % 1st Half: 4-9 44.4% 2nd half: 4-13 30.8% Game: 8-22 36.4%
FT % 1st Half: 10-13 76.9% 2nd half: 7-10 70.0% Game: 17-23 73.9%

Officials: Rick Randall, Eric Curry, Verne Harris
Technical fouls: Alabama A&M-None. BYU-None.
Attendance: 12206
2018-19 Men's Basketball. Round: 0. Alabama A&M vs BYU. Played at .

| Score by periods | 1st | 2nd | Total |
|------------------|-----|-----|-------|
| Alabama A&M | 24 | 36 | 60 |
| BYU | 46 | 45 | 91 |

| Points | In | Off | 2nd | Fast | Bench |
|-------------|-------|-----|--------|-------|-------|
| | Paint | T/O | Chance | Break | |
| Alabama A&M | 18 | 4 | 5 | 0 | 34 |
| BYU | 44 | 10 | 12 | 24 | 26 |

Last FG - AAM 2nd-02:27, BYU 2nd-06:45.
Largest lead - AAM None, BYU by 40 2nd-06:45.
AAM led for 00:00. BYU led for 38:47. Game was tied for 00:53.

Score tied - 0 times.
Lead changed - 0 times.

Official Basketball Box Score -- Game Totals -- Final Statistics
Rice vs BYU
11/21/18 7:00 pm at

Rice 78 • 3-3

| # | Player | FG-FGA | 3-Ptr | | Rebounds | | PF | TP | A TO | Blk | Stl | Min | | |
|--------|----------------------|--------|--------|--------|----------|-------------|----|----|------|-----|-----|-----|----|-----|
| | | | FG-FGA | FG-FGA | FT-FTA | Off Def Tot | | | | | | | | |
| 32 | Jack Williams | 3-8 | 0-1 | 1-2 | 1 | 6 | 7 | 3 | 7 | 0 | 0 | 0 | 25 | |
| 42 | Quentin Millora-Brow | 1-3 | 0-0 | 0-2 | 1 | 3 | 4 | 2 | 2 | 3 | 2 | 0 | 0 | 25 |
| 01 | Josh Parrish | 2-8 | 0-3 | 3-3 | 2 | 1 | 3 | 3 | 7 | 2 | 2 | 1 | 0 | 23 |
| 03 | Ako Adams | 5-7 | 3-5 | 4-4 | 0 | 4 | 4 | 4 | 17 | 1 | 1 | 0 | 0 | 24 |
| 23 | Drew Peterson | 4-6 | 1-2 | 2-2 | 0 | 4 | 4 | 2 | 11 | 1 | 1 | 0 | 0 | 21 |
| 00 | Payton Moore | 4-6 | 0-0 | 1-4 | 0 | 0 | 0 | 2 | 9 | 0 | 2 | 0 | 1 | 15 |
| 02 | Trey Murphy III | 2-4 | 2-3 | 0-0 | 1 | 1 | 2 | 2 | 6 | 1 | 0 | 0 | 0 | 21 |
| 10 | Robert Martin | 5-13 | 1-5 | 1-1 | 0 | 3 | 3 | 4 | 12 | 3 | 3 | 1 | 1 | 22 |
| 24 | Chris Mullins | 3-8 | 1-2 | 0-0 | 1 | 2 | 3 | 1 | 7 | 1 | 2 | 0 | 1 | 21 |
| 35 | Tim Harrison | 0-1 | 0-1 | 0-0 | 0 | 0 | 0 | 0 | 0 | 0 | 0 | 0 | 0 | 2 |
| Team | | | | | 3 | 2 | 5 | | | | | | | |
| Totals | | 29-64 | 8-22 | 12-18 | 9 | 26 | 35 | 23 | 78 | 12 | 13 | 2 | 3 | 199 |

FG % 1st Half: 17-31 54.8% 2nd half: 12-33 36.4% Game: 29-64 45.3% Deadball Rebounds 1
3FG % 1st Half: 5-12 41.7% 2nd half: 3-10 30.0% Game: 8-22 36.4%
FT % 1st Half: 4-6 66.7% 2nd half: 8-12 66.7% Game: 12-18 66.7%

BYU 105 • 5-1

| # | Player | FG-FGA | 3-Ptr | | Rebounds | | PF | TP | A TO | Blk | Stl | Min | | |
|--------|--------------------|--------|--------|--------|----------|-------------|----|----|------|-----|-----|-----|---|-----|
| | | | FG-FGA | FG-FGA | FT-FTA | Off Def Tot | | | | | | | | |
| 23 | CHILDS, Yoeli | 13-18 | 1-2 | 1-1 | 1 | 6 | 7 | 2 | 28 | 5 | 2 | 2 | 1 | 31 |
| 33 | NIXON, Dalton | 1-5 | 0-1 | 0-0 | 3 | 2 | 5 | 1 | 2 | 1 | 0 | 0 | 1 | 23 |
| 00 | HARDNETT, Jahshire | 6-7 | 3-4 | 5-5 | 0 | 3 | 3 | 4 | 20 | 1 | 1 | 0 | 1 | 23 |
| 02 | SELJAAS, Zac | 2-8 | 1-5 | 2-3 | 1 | 3 | 4 | 0 | 7 | 1 | 1 | 1 | 1 | 28 |
| 30 | HAWS, TJ | 6-9 | 3-5 | 3-3 | 0 | 4 | 4 | 2 | 18 | 8 | 1 | 0 | 1 | 31 |
| 01 | BERGERSEN, Ryland | 2-5 | 0-3 | 2-2 | 0 | 3 | 3 | 2 | 6 | 3 | 0 | 0 | 0 | 12 |
| 13 | MAUGHAN, Taylor | 0-0 | 0-0 | 0-0 | 0 | 0 | 0 | 0 | 0 | 0 | 0 | 0 | 0 | 2 |
| 21 | TROY, Evan | 0-1 | 0-0 | 0-0 | 0 | 0 | 0 | 0 | 0 | 0 | 0 | 0 | 0 | 3 |
| 24 | CANNON, McKay | 3-3 | 1-1 | 1-1 | 0 | 1 | 1 | 4 | 8 | 1 | 0 | 0 | 0 | 12 |
| 25 | BAXTER, Gavin | 1-3 | 0-1 | 0-0 | 0 | 2 | 2 | 1 | 2 | 1 | 0 | 0 | 0 | 12 |
| 40 | LEE, Kolby | 2-3 | 0-0 | 1-2 | 1 | 0 | 1 | 1 | 5 | 0 | 0 | 0 | 0 | 3 |
| 41 | WORTHINGTON, Luke | 0-0 | 0-0 | 0-0 | 0 | 0 | 0 | 0 | 2 | 0 | 0 | 0 | 0 | 5 |
| 44 | HARDING, Connor | 3-8 | 1-6 | 2-3 | 1 | 6 | 7 | 1 | 9 | 2 | 0 | 1 | 0 | 16 |
| Team | | 0 | 1 | 1 | | | | | | | | | | |
| Totals | | 39-70 | 10-28 | 17-20 | 7 | 31 | 38 | 20 | 105 | 23 | 6 | 4 | 5 | 201 |

FG % 1st Half: 21-36 58.3% 2nd half: 18-34 52.9% Game: 39-70 55.7% Deadball Rebounds 1
3FG % 1st Half: 7-16 43.8% 2nd half: 3-12 25.0% Game: 10-28 35.7%
FT % 1st Half: 5-6 83.3% 2nd half: 12-14 85.7% Game: 17-20 85.0%

Officials: Glen Mayberry, Kelly Pfeifer, Larry Spaulding
Technical fouls: Rice-None. BYU-None.
Attendance: 11631
2018-19 Men's Basketball. Round: 0. BYU vs Rice. Played at .

| Score by periods | 1st | 2nd | Total |
|------------------|-----|-----|-------|
| Rice | 43 | 35 | 78 |
| BYU | 54 | 51 | 105 |

| Points | In | Off | 2nd | Fast | Bench |
|--------|-------|-----|--------|-------|-------|
| | Paint | T/O | Chance | Break | |
| Rice | 30 | 4 | 13 | 6 | 34 |
| BYU | 52 | 14 | 8 | 14 | 30 |

Last FG - RU 2nd-00:31, BYU 2nd-01:18.
Largest lead - RU by 3 1st-11:45, BYU by 31 2nd-02:17.
RU led for 02:01. BYU led for 36:00. Game was tied for 01:59.

Score tied - 4 times.
Lead changed - 8 times.

Official Basketball Box Score -- Game Totals -- Final Statistics
Houston vs BYU
11/24/18 4:00 pm at

Houston 76 • 4-0

| # | Player | FG-FGA | 3-Ptr | | Rebounds | | PF | TP | A TO | Blk | Stl | Min | | |
|--------|---------------------|--------|--------|--------|----------|-------------|----|----|------|-----|-----|-----|---|-----|
| | | | FG-FGA | FG-FGA | FT-FTA | Off Def Tot | | | | | | | | |
| 23 | Cedrick Alley Jr. | 7-11 | 5-8 | 0-0 | 2 | 4 | 6 | 1 | 19 | 6 | 1 | 1 | 0 | 32 |
| 24 | Breaon Brady | 8-12 | 0-0 | 1-1 | 3 | 4 | 7 | 4 | 17 | 1 | 3 | 1 | 0 | 22 |
| 03 | Armoni Brooks | 9-18 | 1-5 | 0-0 | 0 | 3 | 3 | 4 | 3 | 2 | 2 | 0 | 0 | 38 |
| 05 | Corey Davis Jr. | 9-17 | 3-7 | 3-3 | 1 | 2 | 3 | 0 | 24 | 4 | 1 | 0 | 3 | 38 |
| 02 | Galen Robinson, Jr. | 1-3 | 0-2 | 0-0 | 0 | 2 | 2 | 4 | 2 | 6 | 0 | 0 | 1 | 23 |
| 25 | Landon Goesling | 0-1 | 0-1 | 0-0 | 0 | 1 | 1 | 0 | 0 | 0 | 0 | 0 | 0 | 6 |
| 11 | Nate Hinton | 3-6 | 2-3 | 0-0 | 0 | 6 | 6 | 3 | 8 | 1 | 1 | 0 | 2 | 23 |
| 55 | Brisson Gresham | 1-1 | 0-0 | 1-2 | 2 | 1 | 3 | 3 | 3 | 1 | 0 | 0 | 0 | 18 |
| Team | | 3 | 2 | 5 | | | | | | | | | | |
| Totals | | 30-59 | 11-26 | 5-6 | 11 | 25 | 36 | 19 | 76 | 21 | 11 | 2 | 6 | 200 |

FG % 1st Half: 14-28 50.0% 2nd half: 16-31 51.6% Game: 30-59 50.8% Deadball Rebounds 0
3FG % 1st Half: 5-12 41.7% 2nd half: 6-14 42.9% Game: 11-26 42.3%
FT % 1st Half: 4-5 80.0% 2nd half: 1-1 85.7% Game: 5-6 83.3%

BYU 62 • 5-2

| # | Player | FG-FGA | 3-Ptr | | Rebounds | | PF | TP | A TO | Blk | Stl | Min | | |
|--------|--------------------|--------|--------|--------|----------|-------------|----|----|------|-----|-----|-----|---|-----|
| | | | FG-FGA | FG-FGA | FT-FTA | Off Def Tot | | | | | | | | |
| 23 | CHILDS, Yoeli | 7-15 | 1-4 | 1-2 | 3 | 6 | 9 | 1 | 16 | 1 | 2 | 0 | 0 | 34 |
| 33 | NIXON, Dalton | 2-4 | 0-2 | 1-2 | 3 | 3 | 6 | 4 | 5 | 4 | 1 | 0 | 0 | 30 |
| 00 | HARDNETT, Jahshire | 2-5 | 0-2 | 0-0 | 0 | 3 | 3 | 1 | 4 | 0 | 2 | 0 | 1 | 23 |
| 02 | SELJAAS, Zac | 9-12 | 0-2 | 4-5 | 1 | 2 | 3 | 2 | 4 | 4 | 1 | 0 | 0 | 26 |
| 30 | HAWS, TJ | 9-19 | 6-12 | 1-1 | 0 | 1 | 1 | 1 | 25 | 3 | 0 | 0 | 1 | 35 |
| 01 | BERGERSEN, Ryland | 0-2 | 0-2 | 0-0 | 0 | 1 | 1 | 0 | 0 | 0 | 0 | 0 | 0 | 7 |
| 24 | CANNON, McKay | 2-3 | 1-2 | 0-0 | 0 | 0 | 0 | 1 | 5 | 1 | 1 | 0 | 1 | 13 |
| 25 | BAXTER, Gavin | 0-1 | 0-0 | 0-0 | 0 | 0 | 0 | 0 | 0 | 0 | 1 | 0 | 0 | 5 |
| 41 | WORTHINGTON, Luke | 0-1 | 0-0 | 2-2 | 1 | 0 | 1 | 0 | 2 | 0 | 0 | 0 | 2 | 9 |
| 44 | HARDING, Connor | 0-2 | 0-2 | 1-2 | 0 | 1 | 1 | 1 | 1 | 0 | 1 | 0 | 0 | 18 |
| Team | | 1 | 2 | 3 | | | | | | | | | | |
| Totals | | 22-54 | 8-28 | 10-14 | 9 | 19 | 28 | 11 | 62 | 13 | 9 | 0 | 5 | 200 |

FG % 1st Half: 12-31 38.7% 2nd half: 10-23 43.5% Game: 22-54 40.7% Deadball Rebounds 2
3FG % 1st Half: 4-16 25.0% 2nd half: 4-12 33.3% Game: 8-28 28.6%
FT % 1st Half: 4-7 57.1% 2nd half: 6-7 85.7% Game: 10-14 71.4%

Official Basketball Box Score -- Game Totals -- Final Statistics
BYU vs Weber State
12/01/18 7:00 p.m. at Ogden, Utah (Dee Events Center)

BYU 103 • 5-4

| # | Player | Total | | | 3-Ptr | | | Rebounds | | | PF | TP | A | TO | Blk | Stl | Min |
|--------|--------------------|--------|--------|---------|--------|--------|-----|----------|-----|-----|----|----|---|----|-----|-----|-----|
| | | FG-FGA | FT-FTA | Reb Tot | FG-FGA | FT-FTA | Off | Def | Off | Def | | | | | | | |
| 00 | HARDNETT, Jahshire | f | 11-15 | 0-0 | 2-4 | 1 | 3 | 4 | 3 | 24 | 1 | 1 | 0 | 0 | 0 | 32 | |
| 02 | SELJAAS, Zac | f | 3-4 | 1-2 | 0-0 | 0 | 1 | 1 | 0 | 7 | 1 | 1 | 0 | 0 | 20 | | |
| 23 | CHILDS, Yoeli | c | 13-23 | 2-5 | 3-7 | 0 | 7 | 7 | 5 | 31 | 3 | 3 | 2 | 0 | 36 | | |
| 30 | HAWS, TJ | g | 1-9 | 0-3 | 6-7 | 0 | 3 | 3 | 5 | 8 | 3 | 2 | 0 | 0 | 31 | | |
| 33 | NIXON, Dalton | g | 3-4 | 0-1 | 2-2 | 0 | 3 | 3 | 3 | 8 | 2 | 4 | 0 | 0 | 17 | | |
| 01 | BERGERSEN, Rylan | g | 1-3 | 1-2 | 0-0 | 0 | 0 | 0 | 1 | 3 | 0 | 0 | 0 | 0 | 6 | | |
| 21 | TROY, Evan | g | 0-0 | 0-0 | 0-0 | 0 | 0 | 0 | 0 | 0 | 0 | 0 | 0 | 0 | 0+ | | |
| 24 | CANNON, McKay | g | 3-3 | 1-1 | 0-0 | 1 | 2 | 3 | 1 | 7 | 3 | 0 | 0 | 0 | 22 | | |
| 25 | BAXTER, Gavin | g | 0-0 | 0-0 | 0-0 | 0 | 0 | 0 | 3 | 0 | 0 | 1 | 0 | 0 | 5 | | |
| 41 | WORTHINGTON, Luke | g | 3-5 | 0-0 | 1-2 | 1 | 4 | 5 | 0 | 7 | 0 | 0 | 0 | 0 | 14 | | |
| 44 | HARDING, Connor | g | 3-3 | 0-0 | 2-2 | 1 | 4 | 5 | 5 | 8 | 1 | 0 | 0 | 0 | 17 | | |
| | Team | | | | | 2 | 2 | 4 | | | | | | | | | |
| Totals | | | 41-69 | 5-14 | 16-24 | 6 | 29 | 35 | 26 | 103 | 14 | 12 | 2 | 1 | 200 | | |

FG % 1st Half: 19-34 55.9% 2nd half: 22-35 62.9% Game: 41-69 59.4% Deadball Rebounds 2
3FG % 1st Half: 1-6 16.7% 2nd half: 4-8 50.0% Game: 5-14 35.7%
FT % 1st Half: 7-10 70.0% 2nd half: 9-14 64.3% Game: 16-24 66.7%

Weber State 113 • 5-2

| # | Player | Total | | | 3-Ptr | | | Rebounds | | | PF | TP | A | TO | Blk | Stl | Min |
|--------|-------------------|--------|--------|---------|--------|--------|-----|----------|-----|-----|----|----|---|----|-----|-----|-----|
| | | FG-FGA | FT-FTA | Reb Tot | FG-FGA | FT-FTA | Off | Def | Off | Def | | | | | | | |
| 05 | JOHN, Cody | f | 8-15 | 0-3 | 6-9 | 2 | 6 | 8 | 3 | 22 | 0 | 1 | 0 | 0 | 32 | | |
| 23 | CHAPMAN, Brekkott | f | 4-9 | 3-7 | 2-2 | 1 | 7 | 8 | 4 | 13 | 5 | 0 | 1 | 3 | 27 | | |
| 44 | BRAXTON, Zach | c | 3-6 | 0-0 | 4-7 | 4 | 7 | 11 | 4 | 10 | 0 | 1 | 0 | 0 | 22 | | |
| 10 | HARDING, Jerrick | g | 11-17 | 4-6 | 4-4 | 1 | 3 | 4 | 5 | 30 | 1 | 2 | 0 | 2 | 28 | | |
| 12 | BARNES, Israel | g | 3-9 | 1-4 | 1-2 | 0 | 1 | 1 | 3 | 8 | 2 | 0 | 0 | 0 | 24 | | |
| 00 | NERO, Caleb | g | 3-5 | 1-1 | 5-8 | 0 | 0 | 0 | 12 | 3 | 0 | 0 | 3 | 20 | | | |
| 02 | NELSON, Ricky | g | 1-2 | 0-1 | 2-2 | 0 | 0 | 0 | 1 | 4 | 4 | 1 | 0 | 0 | 19 | | |
| 11 | KOZAK, Michal | g | 4-7 | 2-3 | 4-4 | 1 | 2 | 3 | 2 | 14 | 1 | 1 | 3 | 0 | 26 | | |
| 13 | KUPSAS, Donatas | g | 0-0 | 0-0 | 0-0 | 0 | 0 | 0 | 0 | 0 | 0 | 0 | 0 | 0 | 2 | | |
| | Team | | | | | 0 | 2 | 2 | | | | | | | | | |
| Totals | | | 37-70 | 11-25 | 28-38 | 9 | 28 | 37 | 22 | 113 | 16 | 6 | 4 | 8 | 200 | | |

FG % 1st Half: 15-36 41.7% 2nd half: 22-34 64.7% Game: 37-70 52.9% Deadball Rebounds 5
3FG % 1st Half: 6-16 37.5% 2nd half: 5-9 55.6% Game: 11-25 44.0%
FT % 1st Half: 11-14 78.6% 2nd half: 17-24 70.8% Game: 28-38 73.7%

Officials: Shawn Lehigh, Deldre Carr, Levon Zakarian
Technical fouls: BYU-None, Weber State-None.
Attendance: 9731

| Score by periods | 1st | 2nd | Total |
|------------------|-----|-----|-------|
| BYU | 46 | 57 | 103 |
| Weber State | 47 | 66 | 113 |

| Points | In | Off | 2nd | Fast | Bench |
|--------|----|-----|-----|------|-------|
| BYU | 62 | 5 | 4 | 6 | 25 |
| WSU | 42 | 16 | 12 | 6 | 30 |

Last FG - BYU 2nd-00:12, WSU 2nd-00:38.
Largest lead - BYU by 6 1st-04:01, WSU by 15 2nd-09:16.
BYU led for 11:38. WSU led for 24:38. Game was tied for 03:44.
Score tied - 8 times.
Lead changed - 15 times.

Official Basketball Box Score -- Game Totals -- Final Statistics
Utah St. vs BYU
12/05/18 7:00 pm at

Utah St. 80 • 7-2

| # | Player | Total | | | 3-Ptr | | | Rebounds | | | PF | TP | A | TO | Blk | Stl | Min |
|--------|------------------|--------|--------|---------|--------|--------|-----|----------|-----|-----|----|----|---|----|-----|-----|-----|
| | | FG-FGA | FT-FTA | Reb Tot | FG-FGA | FT-FTA | Off | Def | Off | Def | | | | | | | |
| 10 | Quinn Taylor | f | 2-7 | 0-3 | 1-2 | 2 | 1 | 3 | 3 | 5 | 2 | 1 | 0 | 1 | 25 | | |
| 23 | Nemias Queta | c | 7-10 | 0-1 | 2-3 | 5 | 3 | 8 | 2 | 16 | 0 | 3 | 2 | 3 | 30 | | |
| 04 | Crew Ainge | g | 3-3 | 0-0 | 0-0 | 0 | 1 | 1 | 4 | 6 | 0 | 1 | 0 | 0 | 12 | | |
| 05 | Sam Merrill | g | 5-13 | 1-5 | 6-6 | 1 | 4 | 5 | 2 | 17 | 2 | 4 | 0 | 1 | 39 | | |
| 22 | Brock Miller | g | 1-3 | 1-3 | 0-0 | 0 | 2 | 2 | 2 | 3 | 1 | 0 | 0 | 0 | 28 | | |
| 01 | Tauriann Knight | g | 0-1 | 0-1 | 4-4 | 0 | 0 | 0 | 0 | 4 | 0 | 0 | 0 | 1 | 3 | | |
| 02 | Dwayne Brown Jr. | g | 5-9 | 0-2 | 5-6 | 2 | 4 | 6 | 3 | 15 | 0 | 2 | 0 | 1 | 22 | | |
| 03 | John Knight III | g | 5-9 | 0-0 | 1-3 | 1 | 3 | 4 | 3 | 11 | 1 | 3 | 0 | 1 | 20 | | |
| 15 | Abel Porter | g | 0-2 | 0-1 | 0-0 | 0 | 0 | 0 | 0 | 0 | 0 | 1 | 0 | 0 | 11 | | |
| 21 | Ben Fakira | g | 0-0 | 0-0 | 0-0 | 0 | 0 | 0 | 0 | 0 | 0 | 0 | 0 | 0 | 1 | | |
| 24 | Diogo Brito | g | 1-3 | 1-1 | 0-0 | 0 | 1 | 1 | 1 | 3 | 0 | 0 | 0 | 0 | 9 | | |
| | Team | | | | | 2 | 2 | 4 | | | | | | | | | |
| Totals | | | 29-60 | 3-17 | 19-24 | 13 | 21 | 34 | 20 | 80 | 6 | 16 | 2 | 8 | 200 | | |

FG % 1st Half: 12-34 35.3% 2nd half: 17-26 65.4% Game: 29-60 48.3% Deadball Rebounds 3,2
3FG % 1st Half: 0-9 0.0% 2nd half: 3-8 37.5% Game: 3-17 17.6%
FT % 1st Half: 10-13 76.9% 2nd half: 9-11 81.8% Game: 19-24 79.2%

BYU 95 • 6-4

| # | Player | Total | | | 3-Ptr | | | Rebounds | | | PF | TP | A | TO | Blk | Stl | Min |
|--------|--------------------|--------|--------|---------|--------|--------|-----|----------|-----|-----|----|----|---|----|-----|-----|-----|
| | | FG-FGA | FT-FTA | Reb Tot | FG-FGA | FT-FTA | Off | Def | Off | Def | | | | | | | |
| 23 | CHILDS, Yoeli | f | 11-18 | 1-4 | 8-8 | 1 | 6 | 7 | 3 | 31 | 1 | 3 | 1 | 5 | 33 | | |
| 00 | HARDNETT, Jahshire | g | 3-8 | 0-2 | 4-5 | 0 | 1 | 1 | 1 | 10 | 1 | 2 | 0 | 1 | 26 | | |
| 02 | SELJAAS, Zac | g | 1-4 | 1-3 | 0-0 | 1 | 3 | 4 | 4 | 3 | 1 | 2 | 1 | 0 | 17 | | |
| 24 | CANNON, McKay | g | 0-3 | 0-2 | 0-0 | 0 | 1 | 1 | 0 | 0 | 1 | 0 | 0 | 0 | 16 | | |
| 30 | HAWS, TJ | g | 7-11 | 4-6 | 2-3 | 1 | 3 | 4 | 1 | 20 | 7 | 5 | 1 | 0 | 38 | | |
| 04 | EMERY, Nick | g | 4-6 | 3-4 | 0-0 | 0 | 0 | 0 | 4 | 11 | 2 | 0 | 0 | 2 | 19 | | |
| 25 | BAXTER, Gavin | g | 0-0 | 0-0 | 0-0 | 0 | 0 | 0 | 1 | 0 | 0 | 0 | 0 | 0 | 3 | | |
| 33 | NIXON, Dalton | g | 2-3 | 0-0 | 2-2 | 1 | 3 | 4 | 2 | 6 | 3 | 0 | 1 | 3 | 22 | | |
| 41 | WORTHINGTON, Luke | g | 0-0 | 0-0 | 0-0 | 0 | 0 | 0 | 3 | 0 | 0 | 0 | 0 | 0 | 5 | | |
| 44 | HARDING, Connor | g | 5-6 | 2-3 | 2-3 | 0 | 1 | 1 | 1 | 14 | 1 | 1 | 0 | 0 | 21 | | |
| | Team | | | | | 1 | 1 | 2 | | | | | | | | | |
| Totals | | | 33-59 | 11-24 | 18-21 | 5 | 19 | 24 | 20 | 95 | 17 | 13 | 4 | 11 | 200 | | |

FG % 1st Half: 19-33 57.6% 2nd half: 14-26 53.8% Game: 33-59 55.9% Deadball Rebounds 1,1
3FG % 1st Half: 7-13 53.8% 2nd half: 4-11 36.4% Game: 11-24 45.8%
FT % 1st Half: 8-9 88.9% 2nd half: 10-12 83.3% Game: 18-21 85.7%

Officials: Frank Harvey III, Michael Irving, Larry Spaulding
Technical fouls: Utah St.-None, BYU-None.
Attendance: 11377

2018-19 Men's Basketball. Round: 0. BYU vs Utah St.. Played at .

| Score by periods | 1st | 2nd | Total |
|------------------|-----|-----|-------|
| Utah St. | 34 | 46 | 80 |
| BYU | 53 | 42 | 95 |

| Points | In | Off | 2nd | Fast | Bench |
|--------|----|-----|-----|------|-------|
| USU | 50 | 9 | 12 | 5 | 33 |
| BYU | 36 | 22 | 5 | 11 | 31 |

Last FG - USU 2nd-01:53, BYU 2nd-02:03.
Largest lead - USU None, BYU by 22 1st-03:46.
USU led for 00:00. BYU led for 39:48. Game was tied for 00:12.
Score tied - 0 times.
Lead changed - 0 times.

Official Basketball Box Score -- Game Totals -- Final Statistics
BYU vs Utah
12/08/18 12:00 pm at

BYU 74 • 7-4

| # | Player | Total | | | 3-Ptr | | | Rebounds | | | PF | TP | A | TO | Blk | Stl | Min |
|--------|----------------------|--------|--------|---------|--------|--------|-----|----------|-----|-----|----|----|---|----|-----|-----|-----|
| | | FG-FGA | FT-FTA | Reb Tot | FG-FGA | FT-FTA | Off | Def | Off | Def | | | | | | | |
| 23 | CHILDS, Yoeli | f | 13-16 | 1-3 | 4-5 | 4 | 7 | 11 | 2 | 31 | 2 | 1 | 0 | 0 | 37 | | |
| 00 | JAMIE ORME, Jahshire | g | 0-3 | 0-2 | 0-0 | 0 | 0 | 0 | 2 | 0 | 1 | 0 | 0 | 0 | 22 | | |
| 02 | SELJAAS, Zac | g | 5-14 | 2-8 | 2-2 | 1 | 5 | 6 | 3 | 14 | 3 | 2 | 1 | 5 | 37 | | |
| 30 | HAWS, TJ | g | 5-10 | 3-4 | 5-5 | 0 | 6 | 6 | 2 | 18 | 4 | 2 | 2 | 0 | 37 | | |
| 44 | HARDING, Connor | g | 2-5 | 1-2 | 0-0 | 0 | 5 | 5 | 4 | 5 | 1 | 1 | 0 | 0 | 24 | | |
| 01 | BERGERSEN, Rylan | g | 0-0 | 0-0 | 0-0 | 0 | 0 | 0 | 0 | 0 | 0 | 0 | 0 | 0 | 1 | | |
| 04 | EMERY, Nick | g | 0-3 | 0-3 | 0-0 | 0 | 1 | 1 | 0 | 0 | 0 | 0 | 0 | 1 | 13 | | |
| 13 | MAUGHAN, Taylor | g | 0-0 | 0-0 | 0-0 | 0 | 0 | 0 | 0 | 0 | 0 | 1 | 0 | 0 | 0+ | | |
| 21 | TROY, Evan | g | 0-0 | 0-0 | 0-0 | 0 | 0 | 0 | 1 | 0 | 0 | 0 | 0 | 0 | 1 | | |
| 24 | CANNON, McKay | g | 0-0 | 0-0 | 0-0 | 0 | 0 | 0 | 0 | 0 | 0 | 2 | 0 | 0 | 5 | | |
| 25 | BAXTER, Gavin | g | 0-2 | 0-1 | 0-0 | 0 | 0 | 0 | 0 | 0 | 0 | 0 | 0 | 0 | 3 | | |
| 33 | NIXON, Dalton | g | 0-1 | 0-1 | 2-2 | 0 | 2 | 2 | 1 | 2 | 1 | 1 | 0 | 0 | 10 | | |
| 40 | LEE, Kolby | g | 0-0 | 0-0 | 0-0 | 0 | 1 | 1 | 0 | 0 | 0 | 0 | 0 | 0 | 1 | | |
| 41 | WORTHINGTON, Luke | g | 2-3 | 0-0 | 0-0 | 2 | 1 | 3 | 1 | 4 | 0 | 0 | 0 | 0 | 9 | | |
| | Team | | | | | 3 | 2 | 5 | | | | | | | | | |
| Totals | | | 27-57 | 7-24 | 13-14 | 10 | 30 | 40 | 17 | 74 | 12 | 10 | 3 | 6 | 200 | | |

FG % 1st Half: 10-27 37.0% 2nd half: 17-30 56.7% Game: 27-57 47.4% Deadball Rebounds 0
3FG % 1st Half:

**Official Basketball Box Score -- Game Totals -- Final Statistics
BYU vs UNLV
12-15-18 5:30 PM at T-Mobile Arena (Las Vegas, Nev.)**

BYU 90 • 8-5

| # | Player | Total | | | 3-Ptr | | | Rebounds | | | PF | TP | A | TO | Blk | Stl | Min |
|---------------|--------------------|--------|--------|--------|--------|--------|--------|----------|-----|-----|----|----|---|----|-----|-----|-----|
| | | FG-FGA | FG-FGA | FT-FTA | FG-FGA | FG-FGA | FT-FTA | Off | Def | Tot | | | | | | | |
| 00 | HARDNETT, Jahshire | * | 7-14 | 0-1 | 5-6 | 2 | 1 | 3 | 1 | 19 | 3 | 2 | 0 | 2 | | 40 | |
| 02 | SELJAAS, Zac | * | 4-8 | 2-6 | 0-0 | 3 | 3 | 6 | 5 | 10 | 0 | 0 | 0 | 1 | | 30 | |
| 23 | CHILDS, Yoeli | * | 12-21 | 0-1 | 1-2 | 3 | 8 | 11 | 3 | 25 | 1 | 4 | 0 | 2 | | 44 | |
| 30 | HAWS, TJ | * | 7-10 | 1-4 | 4-4 | 0 | 1 | 1 | 3 | 19 | 6 | 1 | 0 | 3 | | 40 | |
| 44 | HARDING, Connor | * | 2-5 | 1-2 | 0-0 | 0 | 0 | 0 | 2 | 5 | 1 | 2 | 0 | 1 | | 25 | |
| 01 | BERGERSEN, Rylan | | 0-1 | 0-0 | 0-0 | 0 | 0 | 0 | 3 | 0 | 1 | 0 | 0 | 0 | | 7 | |
| 04 | EMERY, Nick | | 3-6 | 1-2 | 2-3 | 0 | 4 | 4 | 4 | 9 | 2 | 1 | 0 | 0 | | 20 | |
| 24 | CANNON, McKay | | 0-1 | 0-0 | 0-0 | 0 | 0 | 0 | 1 | 0 | 0 | 0 | 0 | 0 | | 3 | |
| 25 | BAXTER, Gavin | | 0-0 | 0-0 | 0-3 | 1 | 1 | 2 | 0 | 0 | 0 | 0 | 0 | 0 | | 2 | |
| 33 | NIXON, Dalton | | 1-1 | 0-0 | 1-2 | 0 | 0 | 0 | 1 | 3 | 0 | 0 | 0 | 0 | | 10 | |
| 41 | WORTHINGTON, Luke | | 0-1 | 0-0 | 0-0 | 0 | 0 | 0 | 1 | 0 | 0 | 0 | 0 | 0 | | 4 | |
| | Team | | | | | | | | | | | | | | | | |
| Totals | | | 36-68 | 5-16 | 13-20 | 12 | 23 | 35 | 24 | 90 | 13 | 11 | 0 | 9 | | 225 | |

FG % 1st Half: 14-31 45.2% 2nd half: 19-31 61.3% OT: 3-6 50.0% Game: 36-68 52.9% Deadball Rebounds
3FG % 1st Half: 1-4 25.0% 2nd half: 4-11 36.4% OT: 0-1 0.0% Game: 5-16 31.3%
FT % 1st Half: 1-5 20.0% 2nd half: 11-13 84.6% OT: 1-2 50.0% Game: 13-20 65.0%

UNLV 92 • 5-4

| # | Player | Total | | | 3-Ptr | | | Rebounds | | | PF | TP | A | TO | Blk | Stl | Min |
|---------------|-----------------------|--------|--------|--------|--------|--------|--------|----------|-----|-----|----|----|---|----|-----|-----|-----|
| | | FG-FGA | FG-FGA | FT-FTA | FG-FGA | FG-FGA | FT-FTA | Off | Def | Tot | | | | | | | |
| 01 | Clyburn, Kris | * | 8-13 | 3-7 | 2-2 | 1 | 2 | 3 | 5 | 21 | 2 | 0 | 0 | 3 | | 33 | |
| 05 | Robotham, Noah | * | 4-14 | 4-8 | 0-1 | 1 | 2 | 3 | 1 | 12 | 4 | 3 | 1 | 3 | | 33 | |
| 24 | Ntambebe, Joel | * | 6-8 | 3-4 | 7-8 | 2 | 9 | 11 | 4 | 22 | 1 | 4 | 1 | 0 | | 37 | |
| 30 | Tchamwa Tchatchoua, J | * | 1-6 | 0-0 | 1-2 | 2 | 4 | 6 | 2 | 3 | 0 | 2 | 0 | 2 | | 40- | |
| 34 | Mbacke Diong, Cheikh | * | 2-4 | 0-0 | 6-7 | 5 | 1 | 6 | 3 | 10 | 0 | 2 | 0 | 0 | | 29 | |
| 02 | Coupet Jr, Ben | | 0-0 | 0-0 | 0-0 | 0 | 2 | 2 | 2 | 0 | 0 | 0 | 0 | 0 | | 2 | |
| 03 | Hardy, Amauri | | 4-11 | 2-6 | 11-12 | 0 | 3 | 3 | 2 | 21 | 6 | 3 | 0 | 0 | | 36 | |
| 13 | Hamilton, Bryce | | 1-2 | 1-2 | 0-0 | 0 | 0 | 0 | 2 | 3 | 0 | 2 | 0 | 1 | | 10 | |
| 22 | Dembele, Cheickna | | 0-1 | 0-0 | 0-0 | 0 | 0 | 0 | 0 | 0 | 0 | 0 | 0 | 0 | | 3 | |
| 25 | Woodbury, Trey | | 0-0 | 0-0 | 0-0 | 0 | 0 | 0 | 1 | 0 | 0 | 1 | 0 | 0 | | 2 | |
| | Team | | | | | | | | | | | | | | | | |
| Totals | | | 26-59 | 13-27 | 27-32 | 15 | 25 | 40 | 22 | 92 | 13 | 17 | 2 | 9 | | 225 | |

FG % 1st Half: 15-31 48.4% 2nd half: 9-24 37.5% OT: 2-4 50.0% Game: 26-59 44.1% Deadball Rebounds
3FG % 1st Half: 9-16 56.3% 2nd half: 3-10 30.0% OT: 1-1 100.0% Game: 13-27 48.1%
FT % 1st Half: 8-11 72.7% 2nd half: 15-17 88.2% OT: 4-4 100.0% Game: 27-32 84.4%

Officials: Verne Harris, Mike Reed, Winston Smith
Technical fouls: BYU-None. UNLV-None.
Attendance: 5107

| Score by periods | 1st | 2nd | OT | Total |
|------------------|-----|-----|----|-------|
| BYU | 30 | 53 | 7 | 90 |
| UNLV | 47 | 36 | 9 | 92 |

Last FG - BYU OT-00:18, UNLV OT-00:00.
Largest lead - BYU by 4 1st-14:52, UNLV by 17 1st-10:30.
BYU led for 10:39. UNLV led for 28:28. Game was tied for 05:53.

| | In | Off | 2nd | Fast | Bench |
|------|-------|-----|-----|------|-------|
| BYU | Paint | 20 | 11 | 14 | 12 |
| UNLV | Paint | 20 | 11 | 6 | 24 |

Score tied - 6 times.
Lead changed - 12 times.

**Official Basketball Box Score -- Game Totals -- Final Statistics
BRIGHAM YOUNG vs SAN DIEGO STATE
12-22-18 4:10 pm PT at Steve Fisher Court at Viejas Arena**

BRIGHAM YOUNG 81 • 8-6

| # | Player | Total | | | 3-Ptr | | | Rebounds | | | PF | TP | A | TO | Blk | Stl | Min |
|---------------|--------------------|--------|--------|--------|--------|--------|--------|----------|-----|-----|----|----|---|----|-----|-----|-----|
| | | FG-FGA | FG-FGA | FT-FTA | FG-FGA | FG-FGA | FT-FTA | Off | Def | Tot | | | | | | | |
| 23 | CHILDS, Yoeli | f | 3-7 | 0-2 | 5-7 | 2 | 4 | 6 | 4 | 11 | 2 | 6 | 1 | 0 | | 28 | |
| 00 | HARDNETT, Jahshire | g | 5-12 | 2-6 | 0-0 | 0 | 1 | 1 | 2 | 12 | 0 | 3 | 0 | 0 | | 20 | |
| 02 | SELJAAS, Zac | g | 0-1 | 0-1 | 0-0 | 1 | 0 | 1 | 3 | 0 | 1 | 1 | 0 | 0 | | 8 | |
| 30 | HAWS, TJ | g | 7-13 | 0-2 | 4-4 | 0 | 2 | 2 | 2 | 18 | 5 | 1 | 0 | 0 | | 32 | |
| 44 | HARDING, Connor | g | 3-3 | 2-2 | 0-0 | 0 | 4 | 4 | 3 | 8 | 2 | 2 | 0 | 0 | | 26 | |
| 01 | BERGERSEN, Rylan | g | 2-3 | 1-1 | 1-1 | 0 | 2 | 2 | 0 | 6 | 2 | 0 | 0 | 0 | | 17 | |
| 04 | EMERY, Nick | g | 3-8 | 1-5 | 0-0 | 0 | 2 | 2 | 2 | 7 | 2 | 2 | 0 | 2 | | 24 | |
| 13 | MAUGHAN, Taylor | g | 0-0 | 0-0 | 0-0 | 0 | 0 | 0 | 0 | 0 | 1 | 0 | 0 | 0 | | 1 | |
| 24 | CANNON, McKay | g | 1-2 | 1-1 | 0-0 | 0 | 1 | 1 | 2 | 3 | 1 | 0 | 0 | 0 | | 8 | |
| 25 | BAXTER, Gavin | g | 0-0 | 0-0 | 0-0 | 0 | 1 | 1 | 0 | 0 | 0 | 0 | 0 | 0 | | 3 | |
| 33 | NIXON, Dalton | g | 0-0 | 0-0 | 0-0 | 0 | 0 | 0 | 2 | 0 | 0 | 1 | 0 | 0 | | 7 | |
| 40 | LEE, Kolby | g | 2-2 | 1-1 | 0-0 | 0 | 2 | 2 | 2 | 5 | 0 | 0 | 0 | 0 | | 5 | |
| 41 | WORTHINGTON, Luke | g | 5-7 | 0-0 | 1-1 | 2 | 3 | 5 | 2 | 11 | 0 | 1 | 0 | 1 | | 21 | |
| | Team | | | | | | | | | | | | | | | | |
| Totals | | | 31-58 | 8-21 | 11-13 | 7 | 22 | 29 | 24 | 81 | 16 | 18 | 1 | 3 | | 200 | |

FG % 1st Half: 14-25 56.0% 2nd half: 17-33 51.5% Game: 31-58 53.4% Deadball Rebounds
3FG % 1st Half: 5-12 41.7% 2nd half: 3-9 33.3% Game: 8-21 38.1%
FT % 1st Half: 5-6 83.3% 2nd half: 6-7 85.7% Game: 11-13 84.6%

SAN DIEGO STATE 90 • 7-4

| # | Player | Total | | | 3-Ptr | | | Rebounds | | | PF | TP | A | TO | Blk | Stl | Min |
|---------------|------------------|--------|--------|--------|--------|--------|--------|----------|-----|-----|----|----|---|----|-----|-----|-----|
| | | FG-FGA | FG-FGA | FT-FTA | FG-FGA | FG-FGA | FT-FTA | Off | Def | Tot | | | | | | | |
| 05 | MCDANIELS, Jalen | f | 2-8 | 0-3 | 2-4 | 0 | 2 | 2 | 4 | 6 | 3 | 1 | 0 | 1 | | 22 | |
| 11 | MITCHELL, Matt | f | 9-12 | 3-4 | 1-3 | 0 | 2 | 2 | 2 | 22 | 2 | 0 | 0 | 0 | | 36 | |
| 00 | WATSON, Devin | g | 4-11 | 3-8 | 12-16 | 1 | 3 | 4 | 0 | 23 | 8 | 2 | 0 | 3 | | 37 | |
| 20 | SCHAKEL, Jordan | g | 4-7 | 4-6 | 0-0 | 3 | 5 | 8 | 2 | 12 | 2 | 2 | 0 | 1 | | 35 | |
| 42 | HEMSLEY, Jeremy | g | 4-9 | 1-3 | 5-6 | 1 | 4 | 5 | 2 | 14 | 4 | 4 | 1 | 3 | | 36 | |
| 02 | SEIKO, Adam | g | 0-1 | 0-1 | 2-2 | 0 | 1 | 1 | 0 | 2 | 0 | 0 | 0 | 0 | | 8 | |
| 24 | NARAIN, Nolan | g | 2-2 | 1-1 | 0-1 | 2 | 0 | 2 | 1 | 5 | 1 | 1 | 0 | 0 | | 8 | |
| 31 | MENSAH, Nathan | g | 3-3 | 0-0 | 0-0 | 0 | 2 | 2 | 3 | 6 | 0 | 1 | 1 | 0 | | 18 | |
| | Team | | | | | | | | | | | | | | | | |
| Totals | | | 28-53 | 12-26 | 22-32 | 7 | 21 | 28 | 14 | 90 | 20 | 11 | 2 | 8 | | 200 | |

FG % 1st Half: 18-35 51.4% 2nd half: 10-18 55.6% Game: 28-53 52.8% Deadball Rebounds
3FG % 1st Half: 9-17 52.9% 2nd half: 3-9 33.3% Game: 12-26 46.2%
FT % 1st Half: 7-11 63.6% 2nd half: 15-21 71.4% Game: 22-32 68.8%

Officials: David Hall, Deldre Carr, Steve Olson
Technical fouls: BRIGHAM YOUNG-None. SAN DIEGO STATE-None.
Attendance: 11321

| Score by periods | 1st | 2nd | Total |
|------------------|-----|-----|-------|
| BRIGHAM YOUNG | 38 | 43 | 81 |
| SAN DIEGO STATE | 52 | 38 | 90 |

Last FG - BYU 2nd-00:33, SDSU 2nd-04:13.
Largest lead - BYU by 2 1st-18:02, SDSU by 20 1st-11:17.
BYU led for 00:21. SDSU led for 38:24. Game was tied for 01:15.

| | In | Off | 2nd | Fast | Bench |
|------|-------|-----|-----|------|-------|
| BYU | Paint | 36 | 18 | 11 | 12 |
| SDSU | Paint | 27 | 8 | 10 | 13 |

Score tied - 2 times.
Lead changed - 2 times.

**Official Basketball Box Score -- Game Totals -- Final Statistics
BYU vs Mississippi State
12/29/18 11:01 AM at Starkville, Miss. (Humphrey Coliseum)**

BYU 81 • 8-7

| # | Player | Total | | | 3-Ptr | | | Rebounds | | | PF | TP | A | TO | Blk | Stl | Min |
|---------------|--------------------|--------|--------|--------|--------|--------|--------|----------|-----|-----|----|----|---|----|-----|-----|-----|
| | | FG-FGA | FG-FGA | FT-FTA | FG-FGA | FG-FGA | FT-FTA | Off | Def | Tot | | | | | | | |
| 23 | CHILDS, Yoeli | f | 11-18 | 1-4 | 2-2 | 1 | 1 | 2 | 2 | 25 | 1 | 6 | 1 | 0 | | 30 | |
| 00 | HARDNETT, Jahshire | g | 2-7 | 0-0 | 4-6 | 0 | 2 | 2 | 3 | 8 | 2 | 0 | 0 | 1 | | 28 | |
| 02 | SELJAAS, Zac | g | 3-5 | 1-3 | 6-6 | 3 | 2 | 5 | 1 | 13 | 2 | 2 | 0 | 3 | | 15 | |
| 30 | HAWS, TJ | g | 4-15 | 1-5 | 5-5 | 0 | 6 | 6 | 2 | 14 | 3 | 4 | 1 | 3 | | 28 | |
| 44 | HARDING, Connor | g | 2-5 | 1-3 | 2-3 | 0 | 4 | 4 | 0 | 7 | 2 | 1 | 0 | 0 | | 18 | |
| 01 | BERGERSEN, Rylan | g | 1-1 | 1-1 | 2-2 | 0 | 2 | 2 | 1 | 4 | 0 | 1 | 0 | 0 | | 13 | |
| 04 | EMERY, Nick | g | 0-2 | 0-2 | 0-0 | 0 | 0 | 0 | 5 | 0 | 0 | 2 | 0 | 0 | | 13 | |
| 24 | CANNON, McKay | g | 0-2 | 0-2 | 0-0 | 0 | 1 | 1 | 1 | 0 | 3 | 1 | 0 | 1 | | 20 | |
| 25 | BAXTER, Gavin | g | 1-2 | 0-0 | 0-1 | 0 | 1 | 1 | 3 | 2 | 0 | 2 | 1 | 0 | | 16 | |
| 41 | WORTHINGTON, Luke | g | 2-3 | 0-0 | 4-4 | 4 | 2 | 6 | 5 | 8 | 1 | 0 | 0 | 2 | | 19 | |
| | Team | | | | | | | | | | | | | | | | |
| Totals | | | 26-60 | 5-20 | 24-29 | 10 | 21 | 31 | 24 | 81 | 14 | 19 | 3 | 10 | | 200 | |

FG % 1st Half: 14-29 48.3% 2nd half: 12-31 38.7% Game: 26-60 43.3% Deadball Rebounds
3FG % 1st Half: 2-8 25.0% 2nd half: 3-12 25.0% Game: 5-20 25.0%
FT % 1st Half: 8-9 88.9% 2nd half: 16-20 80.0% Game: 24-29 82.8%

Mississippi State 103 • 12-1

| # | Player | Total | | | 3-Ptr | | | Rebounds | | | PF | TP | A | TO | Blk | Stl | Min |
|----|-------------------|--------|--------|--------|--------|--------|--------|----------|-----|-----|----|----|---|----|-----|-----|-----|
| | | FG-FGA | FG-FGA | FT-FTA | FG-FGA | FG-FGA | FT-FTA | Off | Def | Tot | | | | | | | |
| 24 | Abdul Ado | f | 2-5 | 0-0 | 3-4 | 1 | 2 | 3 | 4 | 7 | 2 | 4 | 4 | 0 | | 20 | |
| 35 | Aric Holman | f | 11-18 | 3-6 | 3-3 | 3 | 5 | 8 | 2 | 28 | 3 | 2 | 1 | 1 | | 24 | |
| 00 | Nick Weatherspoon | g | 5-8 | 0-2 | 1-1 | 0 | 1 | 1 | 2 | 11 | 2 | 1 | 0 | 2 | | 24 | |
| 02 | Lamar Peters | g | 0-3 | 0-3 | 0-0 | 0 | 2 | 2 | 3 | 0 | 6 | 5 | 0 | 3 | | 30 | |
| 11 | Q Weatherspoon | g | 9-13 | 2-2 | 7-7 | 3 | 2 | 5 | 2 | 27 | 3 | 0 | 1 | 0 | | 33 | |
| 01 | Reggie Perry | g | 4-10 | 0-2 | 3-3 | 3 | 5 | 8 | 3 | 11 | 1 | 3 | 0 | 0 | | 20 | |
| 04 | T. J. Gray | g | 1-2 | 0-1 | 0-0 | 0 | 0 | 0 | 0 | 2 | 0 | 0 | 0 | 0 | | 3 | |
| 05 | Mitchell Storm | g | 0-0 | 0-0 | 0-0 | 0 | 0 | 0 | 0 | 0 | 0 | 0 | 0 | 0 | | | |

THE STAT CREW SYSTEM
BYU Combined Team Statistics (as of Jan 04, 2019)
All games

| RECORD: | OVERALL | HOME | AWAY | NEUTRAL |
|----------------|----------------|-------------|-------------|----------------|
| ALL GAMES | 9-7 | 7-1 | 1-5 | 1-1 |
| CONFERENCE | 1-0 | 0-0 | 1-0 | 0-0 |
| NON-CONFERENCE | 8-7 | 7-1 | 0-5 | 1-1 |

| # | Player | gp-gs | min | avg | Total | | 3-Point | | F-Throw | | Rebounds | | | | pf | dq | a | to | blk | stl | pts | avg |
|----------------|--------------------|-------|------|------|----------|------|---------|------|---------|------|----------|-----|-----|------|-----|----|-----|-----|-----|-----|------|------|
| | | | | | fg-fga | fg% | 3fg-fga | 3fg% | ft-fga | ft% | off | def | tot | avg | | | | | | | | |
| 23 | CHILDS, Yoeli | 16-16 | 523 | 32.7 | 139-256 | .543 | 13-45 | .289 | 56-77 | .727 | 37 | 126 | 163 | 10.2 | 45 | 3 | 42 | 42 | 18 | 13 | 347 | 21.7 |
| 30 | HAWS, TJ | 16-16 | 538 | 33.6 | 92-190 | .484 | 35-89 | .393 | 64-75 | .853 | 4 | 61 | 65 | 4.1 | 35 | 1 | 81 | 32 | 6 | 17 | 283 | 17.7 |
| 00 | HARDNETT, Jahshire | 16-15 | 426 | 26.6 | 63-140 | .450 | 9-38 | .237 | 50-61 | .820 | 7 | 29 | 36 | 2.3 | 30 | 0 | 29 | 21 | 0 | 19 | 185 | 11.6 |
| 02 | SELJAAS, Zac | 16-15 | 367 | 22.9 | 40-100 | .400 | 24-68 | .353 | 22-27 | .815 | 15 | 39 | 54 | 3.4 | 30 | 1 | 24 | 17 | 7 | 14 | 126 | 7.9 |
| 44 | HARDING, Connor | 16-6 | 335 | 20.9 | 43-85 | .506 | 13-42 | .310 | 22-34 | .647 | 6 | 53 | 59 | 3.7 | 31 | 1 | 22 | 16 | 3 | 7 | 121 | 7.6 |
| 04 | EMERY, Nick | 7-0 | 129 | 18.4 | 14-35 | .400 | 7-22 | .318 | 4-5 | .800 | 0 | 12 | 12 | 1.7 | 23 | 1 | 14 | 7 | 0 | 7 | 39 | 5.6 |
| 33 | NIXON, Dalton | 15-8 | 257 | 17.1 | 28-58 | .483 | 1-15 | .067 | 18-25 | .720 | 21 | 35 | 56 | 3.7 | 40 | 1 | 18 | 17 | 4 | 8 | 75 | 5.0 |
| 41 | WORTHINGTON, Luke | 16-2 | 161 | 10.1 | 18-32 | .563 | 0-0 | .000 | 18-26 | .692 | 14 | 24 | 38 | 2.4 | 33 | 1 | 3 | 4 | 1 | 7 | 54 | 3.4 |
| 01 | BERGERSEN, Rylan | 14-0 | 126 | 9.0 | 13-32 | .406 | 6-20 | .300 | 12-20 | .600 | 0 | 19 | 19 | 1.4 | 10 | 0 | 7 | 5 | 2 | 2 | 44 | 3.1 |
| 24 | CANNON, McKay | 16-2 | 205 | 12.8 | 15-35 | .429 | 7-22 | .318 | 3-5 | .600 | 3 | 14 | 17 | 1.1 | 20 | 0 | 18 | 10 | 0 | 4 | 40 | 2.5 |
| 25 | BAXTER, Gavin | 15-0 | 118 | 7.9 | 11-21 | .524 | 0-2 | .000 | 4-13 | .308 | 7 | 15 | 22 | 1.5 | 19 | 0 | 2 | 4 | 8 | 0 | 26 | 1.7 |
| 40 | LEE, Kolby | 10-0 | 35 | 3.5 | 6-16 | .375 | 1-4 | .250 | 3-6 | .500 | 3 | 8 | 11 | 1.1 | 9 | 0 | 1 | 1 | 0 | 0 | 16 | 1.6 |
| 21 | TROY, Evan | 7-0 | 16 | 2.3 | 1-5 | .200 | 0-1 | .000 | 0-0 | .000 | 0 | 4 | 4 | 0.6 | 1 | 0 | 0 | 2 | 0 | 0 | 2 | 0.3 |
| 13 | MAUGHAN, Taylor | 7-0 | 13 | 1.9 | 0-2 | .000 | 0-2 | .000 | 0-0 | .000 | 0 | 2 | 2 | 0.3 | 2 | 0 | 1 | 1 | 0 | 0 | 0 | 0.0 |
| Team | | | | | | | | | | | 26 | 25 | 51 | | 1 | | 4 | | | | | |
| Total..... | | 16 | 3249 | | 483-1007 | .480 | 116-370 | .314 | 276-374 | .738 | 143 | 466 | 609 | 38.1 | 329 | 9 | 262 | 183 | 49 | 98 | 1358 | 84.9 |
| Opponents..... | | 16 | 3252 | | 431-1019 | .423 | 132-372 | .355 | 275-373 | .737 | 178 | 436 | 614 | 38.4 | 340 | 11 | 229 | 205 | 46 | 94 | 1269 | 79.3 |

| TEAM STATISTICS | BYU | OPP | Date | Opponent | Score | Att. |
|------------------------|------------|------------|-------------|----------------------|--------------|-------------|
| SCORING | 1358 | 1269 | 11/06/18 | at Nevada | L 70-86 | 11094 |
| Points per game | 84.9 | 79.3 | 11/09/18 | UTAH VALLEY | w 75-65 | 14628 |
| Scoring margin | +5.6 | - | 11/13/18 | NORTHWESTERN ST. | w 82-57 | 10886 |
| FIELD GOALS-ATT | 483-1007 | 431-1019 | 11/15/18 | ORAL ROBERTS | w 85-65 | 10179 |
| Field goal pct | .480 | .423 | 11/17/18 | ALABAMA A&M | w 91-60 | 12206 |
| 3 POINT FG-ATT | 116-370 | 132-372 | 11/21/18 | RICE | w 105-78 | 11631 |
| 3-point FG pct | .314 | .355 | 11/24/18 | HOUSTON | L 62-76 | 10959 |
| 3-pt FG made per game | 7.3 | 8.3 | 11/28/18 | at Illinois State | Lot 89-92 | 6187 |
| FREE THROWS-ATT | 276-374 | 275-373 | 12/01/18 | at Weber State | L 103-113 | 9731 |
| Free throw pct | .738 | .737 | 12/05/18 | UTAH ST. | w 95-80 | 11377 |
| F-Throws made per game | 17.3 | 17.2 | 12/08/18 | vs Utah | w 74-59 | 10678 |
| REBOUNDS | 609 | 614 | 12/12/18 | PORTLAND ST. | w 85-66 | 11563 |
| Rebounds per game | 38.1 | 38.4 | 12/15/18 | vs UNLV | Lot 90-92 | 5107 |
| Rebounding margin | -0.3 | - | 12/22/18 | at SAN DIEGO STATE | L 81-90 | 11321 |
| ASSISTS | 262 | 229 | 12/29/18 | at Mississippi State | L 81-103 | 10202 |
| Assists per game | 16.4 | 14.3 | * 01/03/19 | at Pacific | w 90-87 | 2490 |
| TURNOVERS | 183 | 205 | | | | |
| Turnovers per game | 11.4 | 12.8 | | | | |
| Turnover margin | +1.4 | - | | | | |
| Assist/turnover ratio | 1.4 | 1.1 | | | | |
| STEALS | 98 | 94 | | | | |
| Steals per game | 6.1 | 5.9 | | | | |
| BLOCKS | 49 | 46 | | | | |
| Blocks per game | 3.1 | 2.9 | | | | |
| ATTENDANCE | 93429 | 66810 | | | | |
| Home games-Avg/Game | 8-11679 | 6-8504 | | | | |
| Neutral site-Avg/Game | - | 2-7892 | | | | |

* = Conference game

| Score by Periods | 1st | 2nd | OT | Totals |
|-------------------------|------------|------------|-----------|---------------|
| BYU | 647 | 693 | 18 | 1358 |
| Opponents | 576 | 670 | 23 | 1269 |

THE STAT CREW SYSTEM
BYU Combined Team Statistics (as of Jan 04, 2019)
Conference games

| RECORD: | OVERALL | HOME | AWAY | NEUTRAL |
|----------------|----------------|-------------|-------------|----------------|
| ALL GAMES | 1-0 | 0-0 | 1-0 | 0-0 |
| CONFERENCE | 1-0 | 0-0 | 1-0 | 0-0 |
| NON-CONFERENCE | 0-0 | 0-0 | 0-0 | 0-0 |

| # | Player | gp-gs | min | avg | Total | | 3-Point | | F-Throw | | Rebounds | | | | pf | dq | a | to | blk | stl | pts | avg |
|----|--------------------|-------|-----|------|--------|-------|---------|-------|---------|-------|----------|-----|-----|------|----|----|----|----|-----|-----|-----|------|
| | | | | | fg-fga | fg% | 3fg-fga | 3fg% | ft-fa | ft% | off | def | tot | avg | | | | | | | | |
| 30 | HAWS, TJ | 1-1 | 36 | 36.0 | 6-12 | .500 | 4-8 | .500 | 8-11 | .727 | 0 | 2 | 2 | 2.0 | 3 | 0 | 6 | 1 | 0 | 1 | 24 | 24.0 |
| 00 | HARDNETT, Jahshire | 1-0 | 21 | 21.0 | 4-9 | .444 | 1-3 | .333 | 8-9 | .889 | 1 | 0 | 1 | 1.0 | 3 | 0 | 0 | 1 | 0 | 0 | 17 | 17.0 |
| 23 | CHILDS, Yoeli | 1-1 | 31 | 31.0 | 5-14 | .357 | 1-4 | .250 | 2-4 | .500 | 3 | 9 | 12 | 12.0 | 5 | 1 | 2 | 2 | 1 | 0 | 13 | 13.0 |
| 41 | WORTHINGTON, Luke | 1-1 | 20 | 20.0 | 3-3 | 1.000 | 0-0 | .000 | 2-7 | .286 | 2 | 1 | 3 | 3.0 | 4 | 0 | 0 | 2 | 0 | 0 | 8 | 8.0 |
| 24 | CANNON, McKay | 1-1 | 22 | 22.0 | 2-2 | 1.000 | 2-2 | 1.000 | 1-2 | .500 | 1 | 2 | 3 | 3.0 | 2 | 0 | 0 | 1 | 0 | 0 | 7 | 7.0 |
| 04 | EMERY, Nick | 1-0 | 16 | 16.0 | 2-5 | .400 | 1-3 | .333 | 2-2 | 1.000 | 0 | 4 | 4 | 4.0 | 4 | 0 | 2 | 1 | 0 | 0 | 7 | 7.0 |
| 44 | HARDING, Connor | 1-1 | 24 | 24.0 | 3-5 | .600 | 1-3 | .333 | 0-1 | .000 | 0 | 3 | 3 | 3.0 | 4 | 0 | 2 | 2 | 0 | 1 | 7 | 7.0 |
| 02 | SELJAAS, Zac | 1-0 | 15 | 15.0 | 2-2 | 1.000 | 1-1 | 1.000 | 0-0 | .000 | 0 | 1 | 1 | 1.0 | 2 | 0 | 0 | 1 | 0 | 0 | 5 | 5.0 |
| 33 | NIXON, Dalton | 1-0 | 12 | 12.0 | 1-1 | 1.000 | 0-0 | .000 | 0-0 | .000 | 0 | 4 | 4 | 4.0 | 3 | 0 | 0 | 0 | 1 | 1 | 2 | 2.0 |
| 40 | LEE, Kolby | 1-0 | 0 | 0.0 | 0-0 | .000 | 0-0 | .000 | 0-0 | .000 | 0 | 1 | 1 | 1.0 | 0 | 0 | 0 | 0 | 0 | 0 | 0 | 0.0 |
| 01 | BERGERSEN, Rylan | 1-0 | 2 | 2.0 | 0-1 | .000 | 0-1 | .000 | 0-0 | .000 | 0 | 0 | 0 | 0.0 | 1 | 0 | 0 | 0 | 0 | 0 | 0 | 0.0 |
| 25 | BAXTER, Gavin | 1-0 | 1 | 1.0 | 0-0 | .000 | 0-0 | .000 | 0-0 | .000 | 0 | 0 | 0 | 0.0 | 0 | 0 | 0 | 0 | 0 | 0 | 0 | 0.0 |
| | Team | | | | | | | | | | 0 | 1 | 1 | | | | | 1 | | | | |
| | Total..... | 1 | 200 | | 28-54 | .519 | 11-25 | .440 | 23-36 | .639 | 7 | 28 | 35 | 35.0 | 31 | 1 | 12 | 12 | 2 | 3 | 90 | 90.0 |
| | Opponents..... | 1 | 200 | | 25-54 | .463 | 6-14 | .429 | 31-38 | .816 | 6 | 27 | 33 | 33.0 | 29 | 2 | 11 | 11 | 1 | 6 | 87 | 87.0 |

| TEAM STATISTICS | BYU | OPP | Date | Opponent | Score | Att. |
|------------------------|------------|------------|-------------|-----------------|--------------|-------------|
| SCORING | 90 | 87 | * 01/03/19 | at Pacific | w 90-87 | 2490 |
| Points per game | 90.0 | 87.0 | | | | |
| Scoring margin | +3.0 | - | | | | |
| FIELD GOALS-ATT | 28-54 | 25-54 | | | | |
| Field goal pct | .519 | .463 | | | | |
| 3 POINT FG-ATT | 11-25 | 6-14 | | | | |
| 3-point FG pct | .440 | .429 | | | | |
| 3-pt FG made per game | 11.0 | 6.0 | | | | |
| FREE THROWS-ATT | 23-36 | 31-38 | | | | |
| Free throw pct | .639 | .816 | | | | |
| F-Throws made per game | 23.0 | 31.0 | | | | |
| REBOUNDS | 35 | 33 | | | | |
| Rebounds per game | 35.0 | 33.0 | | | | |
| Rebounding margin | +2.0 | - | | | | |
| ASSISTS | 12 | 11 | | | | |
| Assists per game | 12.0 | 11.0 | | | | |
| TURNOVERS | 12 | 11 | | | | |
| Turnovers per game | 12.0 | 11.0 | | | | |
| Turnover margin | -1.0 | - | | | | |
| Assist/turnover ratio | 1.0 | 1.0 | | | | |
| STEALS | 3 | 6 | | | | |
| Steals per game | 3.0 | 6.0 | | | | |
| BLOCKS | 2 | 1 | | | | |
| Blocks per game | 2.0 | 1.0 | | | | |
| ATTENDANCE | 0 | 2490 | | | | |
| Home games-Avg/Game | 0-0 | 1-2490 | | | | |
| Neutral site-Avg/Game | - | 0-0 | | | | |

| Score by Periods | 1st | 2nd | Totals |
|-------------------------|------------|------------|---------------|
| BYU | 49 | 41 | 90 |
| Opponents | 37 | 50 | 87 |




#0 JAHSHIRE HARDNETT
6-0 | 185 | Junior | Guard
Gulfport, Mississippi | Chipola College



#1 RYLAN BERGERSEN
6-6 | 200 | Sophomore | Guard
Boise, Idaho | Link Year



#2 ZAC SELJAAS
6-7 | 215 | Junior | Guard
Bountiful, Utah | Bountiful HS



#4 NICK EMERY
6-2 | 185 | Junior | Guard
Alpine, Utah | Lone Peak HS



#10 JESSE WADE
6-1 | 175 | Sophomore | Guard
Kaysville, Utah | Gonzaga



#13 TAYLOR MAUGHAN
6-4 | 200 | Junior | Guard
Fullerton, California | BYU-Hawaii



#21 EVAN TROY
6-5 | 180 | Junior | Guard
Longview, Washington | Mark Morris HS



#23 YOELI CHILDS
6-8 | 225 | Junior | Forward
South Jordan, Utah | Bingham HS



#24 MCKAY CANNON
6-0 | 185 | Senior | Guard
Shelley, Idaho | Weber State



#25 GAVIN BAXTER
6-9 | 210 | Freshman | Forward
Provo, Utah | Timpview HS



#30 TJ HAWS
6-4 | 170 | Junior | Guard
Alpine, Utah | Lone Peak HS



#33 DALTON NIXON
6-7 | 215 | Junior | Forward
Orem, Utah | Orem HS




#40 KOLBY LEE
6-9 | 240 | Freshman | Forward
Meridian, Idaho | Rocky Mountain HS



#41 LUKE WORTHINGTON
6-10 | 235 | Senior | Forward
Mequon, Wisconsin | Homestead HS



#44 CONNOR HARDING
6-6 | 185 | Freshman | Guard
Pocatello, Idaho | Highland HS



DAVE ROSE
Head Coach (13th season)