

SOFTBALL

ARI DAVIS, BYU Athletic Communications | O: (801) 422-9768 | C: (801) 243-8265 | softball_sid@byu.edu | twitter: @byusoftball

MWC Champions 2001	MWC Champions 2005	MWC Champions 2007	MWC Champions 2009	MWC Champions 2010	MWC Champions 2011	WAC Champions 2012	PCSC Champions 2013	WCC Champions 2014	WCC Champions 2015	WCC Champions 2016	WCC Champions 2017	WCC Champions 2018	NCAA Regionals 15 appearances 14 straight '05-'18
---------------------------------	---------------------------------	---------------------------------	---------------------------------	---------------------------------	---------------------------------	---------------------------------	----------------------------------	---------------------------------	---------------------------------	---------------------------------	---------------------------------	---------------------------------	--

BYU 2019 SCHEDULE

Puerto Vallarta College Challenge (Puerto Vallarta, Mexico)				
2/7	Thu	No. 9 South Carolina	L, 4-3	FloSoftball
2/7	Thu	No. 18 Baylor	W, 4-3	FloSoftball
2/8	Fri	Liberty	L, 13-3	FloSoftball
2/9	Sat	North Carolina	L, 5-4	FloSoftball

Boyd Gaming Rebel Classic (Las Vegas, Nev.)				
2/14	Thu	Hawai'i	Canceled	
2/15	Fri	UC Davis	L, 4-2	
2/15	Fri	Georgetown	W, 3-1	
2/16	Sat	UTEP	W, 19-4	
2/16	Thu	Fordham	W, 11-3	

Mary Nutter Collegiate Classic (Cathedral City, Calif.)				
2/21	Thu	Nebraska	L, 5-4	FloSoftball
2/21	Thu	Missouri	W, 7-3	FloSoftball
2/22	Fri	Northwestern	L, 1-0	FloSoftball
2/22	Fri	No. 4 Oklahoma	L, 0-5	FloSoftball
2/23	Sat	UCSB	W, 3-2	FloSoftball

San Diego Classic (San Diego, Calif.)				
2/28	Thu	San Diego State	L, 2-1	
3/1	Fri	San Jose State	L, 2-1	
3/1	Fri	Florida Gulf Coast	W, 2-0	
3/2	Sat	ICU	Canceled	
3/2	Sat	UC Davis	Canceled	

UCLA/Long Beach State Invitational (Los Angeles, Calif.)				
3/7	Thu	Robert Morris	9 am PST	
3/7	Thu	Long Beach State	11:30 am PST	
3/8	Fri	Ohio	11:30 am PST	
3/8	Fri	Boston	2 pm PST	
3/9	Sat	UCLA	3 pm PST	

Tennessee Invite (Knoxville, Tenn.)				
3/14	Thurs	Tennessee	TBA	
3/15	Fri	Texas	TBA	
3/16	Fri	Tennessee	TBA	
3/16	Sat	Texas	TBA	

3/26	Tue	Utah Valley	4 pm MDT	
3/28	Thu	UTSA	3 pm CDT	
3/28	Thu	UTSA	5:30 pm CDT	
3/29	Fri	Texas A&M	6 pm CDT	
3/29	Fri	Texas A&M	2 pm CDT	

4/2	Tue	Southern Utah	3 pm MDT	
4/5	Fri	Loyola Marymount*	2 pm PDT	
4/6	Sat	Loyola Marymount*	12 pm PDT	
4/6	Sat	Loyola Marymount*	2:30 PDT	

4/9	Tue	Utah State	4 pm MDT	
4/12	Fri	Pacific*	5 pm MDT	BYUtv
4/12	Fri	Pacific*	7 pm MDT	BYUtv
4/13	Sat	Pacific*	1 pm MDT	TheW.tv

UCCU Crosstown Clash				
4/16	Tue	Utah Valley	6 pm MDT	BYUtv

4/17	Wed	Washington	6 pm MDT	BYUtv
------	-----	------------	----------	-------

4/24	Wed	Southern Utah	6 pm MDT	BYUtv
------	-----	---------------	----------	-------

4/26	Fri	San Diego*	5 pm MDT	BYUtv
4/26	Fri	San Diego*	7 pm MDT	BYUtv
4/27	Sat	San Diego*	1 pm MDT	BYUtv

Deseret First Duel				
5/1	Wed	Utah	6 pm MDT	BYUtv

5/3	Fri	Saint Mary's*	3 pm PDT	
5/4	Sat	Saint Mary's*	12 pm PDT	
5/4	Sat	Saint Mary's*	2 pm PDT	

5/6	Mon	Colorado State	2:30 pm MDT	BYUtv
-----	-----	----------------	-------------	-------

5/7	Tue	Utah State	6 pm MDT	BYUtv
-----	-----	------------	----------	-------

5/10	Fri	Santa Clara*	4 pm PDT	
5/10	Fri	Santa Clara*	6 pm PDT	
5/11	Sat	Santa Clara*	11 am PDT	

Bold = at home
* WCC game
All times local to site

UCLA & LONG BEACH INVITE



BYU (7-9, 0-0 WCC) COUGARS

Head Coach: Gordon Eakin
Div. I Career Record 648-300
. 17th season
2018 Record 36-22, 13-1
Last time out 1-2 in San Diego

	Robert Morris (3-10, 0-0 Northeast) COLONIALS	Interim Head Coach: Jexx Varner (1st season) 2018 Record: 10-36, 1-15
	Long Beach State (7-10, 0-0 Big West) 49ers	Head Coach: Kim Sowder (13th season) 2018 Record: 43-14, 16-5
	Ohio (11-7, 0-0 MAC) BOBCATS	Head Coach: Kenzie Roark (1st season) 2018 Record: 40-17, 20-3
	Boston University (8-5, 0-0 Patriot League) TERRIERS	Head Coach: Ashley Waters (4th season) 2018 Record: 39-20, 15-3
	No. 2 UCLA (17-1, 0-0 Pac 12) BRUINS	Head Coach: Kelly Inouye-Perez (13th season) 2018 Record: 58-7, 20-4

BYU STORYLINES

- **FIVE GAME TOURNAMENT.** The UCLA/Long Beach State Invitational is the last of four straight five-game tournaments BYU will attend. It is the third and final week that the Cougars will travel to California until conference play begins on April 5 against Loyola Marymount.
- **POWER AT THE PLATE.** BYU captain Libby Sugg returns for her final season at BYU. The two-time captain has been named to the USA Softball College Softball Player of the Year watch list and was named NFCA All-American Third Team after the 2018 season.
- **RANKED OPPONENTS.** The Cougars will take on No. 2 UCLA in the tournament. This will be the fourth top 25 ranked team this season (No. 9 South Carolina, No. 18 Baylor, No. 4 Oklahoma). It will be the second top 5 team, after playing No. 4 Oklahoma in Palm Springs.
- **WCC WEEKLY AWARDS.** Rylee Kerisa Viramontes won her first WCC Pitcher of the Week award after her performance in San Diego. Viramontes pitched a one-hit shutout against Florida Gulf Coast in a complete game where she allowed no walks. This is the fourth total WCC weekly selection for BYU this season. Autumn Moffat and Rylee Jensen have also earned weekly awards, with Jensen being named Player of the Week in back-to-back weeks.

BYU NUMERICAL ROSTER

No.	Name	POS	HT	B/T	YR	Hometown/Previous School
1	Brooke Vander Heide	OF	5-7	L/L	JR	Sandy, UT (Alta HS)
2	Rylee Jensen	OF	5-8	L/L	JR	Idaho Fall, ID (Skyline HS)
3	Marissa Chavez	INF	5-6	R/R	SO.	Covina, CA (Charter Oaks HS)
5	Taylor Williams	U/INF	5-6	R/R	SO	Mona, UT (Southern Utah University)
6	Ashley Godfrey	U/INF	5-6	R/R	SR.	Buckeye, AZ (Estrella Foothills HS)
7	Alyssa Podhurecak	U/INF	5-8	R/R	Fr.	Torrance, CA (South Torrance HS)
8	Emilee Erickson	3B	5-10	R/R	RS JR.	Phoenix, AZ (Sandra Day O'Connor HS)
10	Arisa Paulson	P/1B	5-10	R/R	RS SO	Payson, AZ (Payson HS)
11	Morgan Bevell	C	5-10	R/R	SO	Issaquah, WA (Issaquah HS)
13	Bridget Fleener	C	5-6	L/R	SO	Camarillo, CA (Camarillo HS)
16	Brooke Hill	1B	6-0	R/R	FR	Lexington, KY (Paul Laurence Dunbar HS)
17	Erin Miklus	2B	5-2	L/R	SO	Altoona, IA (Southeast Polk HS)
20	Autumn Moffat	RHP	5-7	R/R	SO	Eagle, ID (Eagle HS)
21	Libby Sugg	C	5-7	R/R	SR	Franklin, TN (Franklin HS)
24	Olivia Sanchez	1B/P	5-7	R/R	Sr.	Murrieta, CA (Murrieta Valley HS)
26	Lexi Tarrow	OF	5-8	F/R	SR	Olympia, WA (A.G. West Black Hills HS)
27	Allie Hancock	1B	5-10	R/R	SR	Gilbert AZ (Basha HS)
33	Kerisa Viramontes	RHP	5-5	R/R	JR	Norco, CA (Norco HS)
55	Martha Epenesa	INF	5-9	R/R	RS FR	Moreno Valley, CA (Valley View HS)
77	Reggie Kanagawa	P/1B	6-2	R/R	FR	Blue Springs, MI (Blue Springs HS)
99	Aubrielle Paulson	OF	5-4	L/R	FR	Payson, AZ (Payson HS)

Head Coach: Gordon Eakin (17th year)
Assistant Coach: Pete Meredith (6th year)
Assistant Coach: AJ Taulai'i (2nd year)

Volunteer Assistant Coach: Ginn Barnes (1st year)
Athletic Trainer: Kenzi Booth (2nd year)
Softball Operations: Bridget Bergstrom (2nd year)

2019 QUICK FACTS

BRIGHAM YOUNG UNIVERSITY
SCHOOL INFORMATION

Name of School: Brigham Young University
City/Zip: Provo, Utah 84602
Founded: 1875
Enrollment 33,395
Nickname: Cougars
School colors: Blue and White
Home Field/Capacity: Gail Miller Field/2,100
Surface: Grass
Affiliation: Division I
Conference: West Coast Conference
President: Kevin J Worthen, J.D.
Alma Mater, Year: BYU, 1982
Athletic Director: Tom Holmoe
Alma Mater, Year: BYU, 1983
Athletic Department Phone: (801) 422-2096
Ticket Office Phone: (801) 378-2465
Athletic Website: byucougars.com

BYU COACHING STAFF

Head Coach: Gordon Eakin
Record at School (years): 648-300
Career Div. I Record (years): Same
Assistant Coach/Pitching Coach: Pete Meredith (6th year)
Assistant Coach: AJ Tauali'i (2nd year)
Volunteer Assistant Coach: Ginn Barns (1st year)
Softball Operations: Bridget Bergstrom (2nd year)
Athletic Trainer: Kenzi Booth (2nd year)

BYU HISTORY

First Year of Softball: 2000 (20th season)
Overall All-Time Record: 692-354 (.664)
Home Record: 222-51 (.813)
Winning Seasons: 18 (last 2018)
Conference Championships: 13 (last 2018)
Total NCAA Appearances (record): 14 (19-28)
Last NCAA Appearance: 2018
Result: Loss vs. Drake, Win vs. UAlbany, Loss vs. Drake
In-State Opponent Record: 160-33 (.829)
Record vs. WCC Opponents: 51-8 (.864)

BYU TEAM INFORMATION

2018 Overall Record: 36-22
Conference Record/Finish: 13-1 / 1st
2018 Postseason: NCAA Eugene Regional, 1-2 record
2018 Final RPI Ranking: 51
Starters Returning/Lost: 4/4
Lettermen Returning/Lost: 15/5
Newcomers: 4

SOFTBALL CONTACTS

Ari Davis
Softball Media Relations Director
Office: (801) 422-8999
Cell: (801) 243-8265
Email: softball_sid@byu.edu

Kenny Cox
Assistant Softball Media Relations
Office: (801) 422-5202; Cell: (801) 420-7703
Email: kenny_cox@byu.edu

Duff Tittle
Associate AD/Communications
Office: (801) 422-8948; Cell: (801) 372-4401
Email: duff_tittle@byu.edu

Athletic Communications Fax: (801) 422-0633
Mailing Address: 30 SFH, Provo, UT 84602-2239

BYU SOFTBALL BY THE NUMBERS

0 In the game against Florida Gulf Coast, Kerisa Viramontes pitched a shutout against Florida Gulf Coast in a complete game allowing no walks

3-3-3 In the game against UTEP, sophomore Erin Miklus went a perfect 3 for 3 at the plate while also scoring three runs. She also hit her first BYU double and tallied two RBI and one walk.

4 In three games, Rylee Jensen hit four home runs including two against Fordham to total eight RBI. She currently ranks No. 15 nationally in RBI per game with 1.67 and No. 20 in runs per game at 1.33.

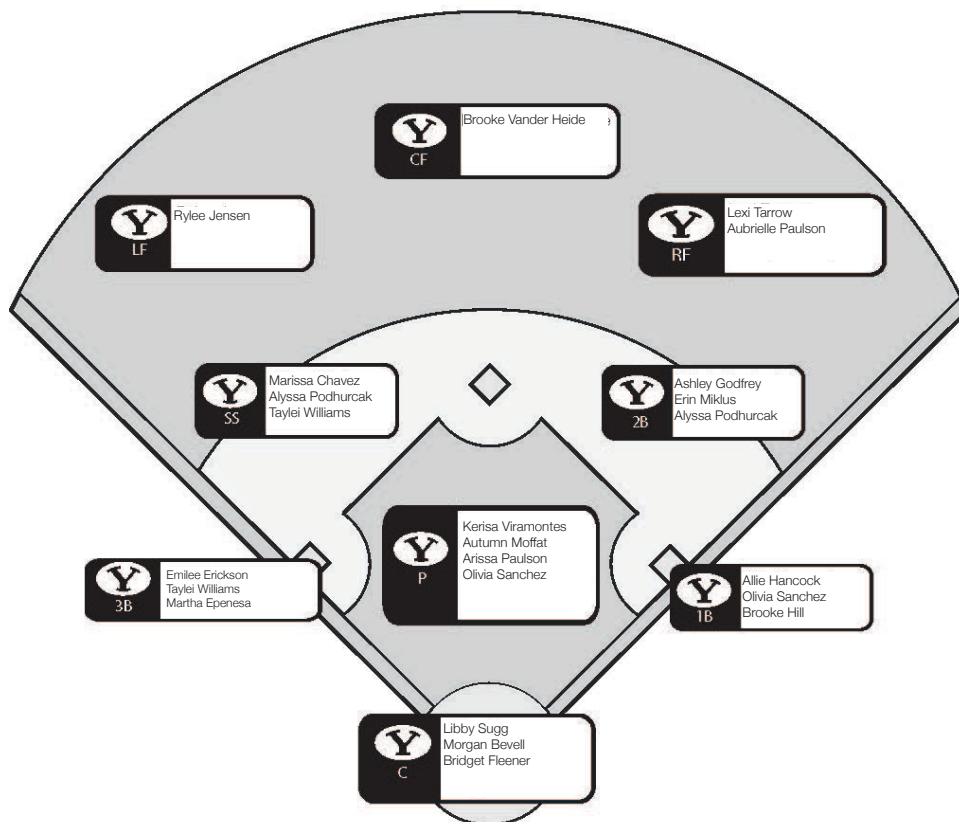
6 Against UTEP, Olivia Sanchez hit a grand slam. She also tallied another dinger later in the game finishing the game with six RBI.

12 The Cougars will play 12 teams from all of the Power 5 conferences in 2018 including four from the SEC, three from both the Big 12 and Pac-12 and one from the ACC and Big Ten.

19 Against UTEP, the Cougars scored 19 runs, doubling their season scoring in one game. Rylee Jensen had the most with a career-high of four, while Erin Miklus, Emilee Erickson and Libby Sugg added three each. Olivia Sanchez tacked on two more runs with one run coming from four other players.

20 BYU ranked No. 20 nationally in fielding percentage at 0.976. Rylee Jensen and Emilee Erickson both have a 1.000 fielding percentage through the 2019 season.

ROSTER BY POSITION



NATIONAL RANKINGS

USA Today/NFCA Coaches Preseason Poll (03/05/19)

1	Florida State (32)	800	21-0 1
2	UCLA	764	17-1 2
3	Oklahoma	720	15-2 4
4	Florida	711	21-2 3
5	Alabama	669	20-0 6
6	Washington	646	16-3 5
7	Tennessee	601	16-2 7
8	Georgia	546	18-2 8
9	Texas	525	16-3 9
10	LSU	480	18-4 10
11	Louisiana	449	15-3 11
12	Arizona	431	14-5 12
13	South Carolina	423	17-2 13
14	Arkansas	396	18-3 14
15	Texas Tech	319	17-1 18
16	Arizona State	287	15-6 15
17	Indiana	271	17-2 16
18	Kentucky	247	12-7 17
19	Oklahoma State	207	14-5 21
20	Auburn	199	16-4 22
21	James Madison	163	7-4 19
22	Minnesota	113	11-6 23
23	Wisconsin	86	17-2 RV
24	Oregon	72	11-7 20
25	Michigan	51	9-8 RV

Receiving Votes: *Northwestern* (32), Oregon State (31), Stanford (26), Illinois (25), Boise State (23), Mississippi State (22), Virginia Tech (13), Ohio State (12), Notre Dame (12), *Texas A&M* (8), *Baylor* (7), *North Carolina* (4), Louisiana Tech (4), Drake (3), UCF (2).

ESPN.com/USA Softball (03/05/19)

#	Team (1st place)	Points	2017 Rnk.
1	Florida State (11)	17-0	1
2	UCLA (8)	14-0	2
3	Florida	18-0	3
4	Oklahoma	13-2	4
5	Alabama	15-0	6
6	Washington (1)	14-1	5
7	Tennessee	13-2	8
8	Georgia	14-1	9
9	LSU	13-3	7
10	Texas	12-1	10
11	Louisiana	14-2	11
12	Arizona	9-5	13
13	South Carolina	11-2	14
14	Arkansas	12-3	12
15	Indiana	14-0	19
16	Texas Tech	13-1	25
17	Arizona State	12-4	15
18	Oklahoma State	10-5	16
19	James Madison	5-2	18
20	Oregon	11-4	17
21	Auburn	13-3	21
22	Kentucky	9-7	20
23	Northwestern	11-3	NR
23	Oregon State	12-2	NR
25	Illinois	10-3	24

Others Receiving Votes: Wisconsin; *Texas A&M*; Minnesota; Virginia Tech; Ohio State; Baylor; Mississippi State; Texas State; Louisiana Tech; Notre Dame; Drake; Cal State Fullerton; California; Coastal Carolina

Bold: BYU

Italics: 2019 opponent

BYU NOTABLES

Strength of schedule

The 2019 BYU schedule features face 10 NCAA Regional teams, four Super Regional teams and three Women's College World Series teams from last season. The Cougars will play six teams that finished in the top 15 of the final 2018 rankings in the ESPN.com/USA Softball and USA Today/NFCA Coaches polls including top-five teams UCLA, Oklahoma and Washington. BYU is slated to face teams in all of the Power Five conferences including four from the Southeastern (SEC), three from both the Big 12 and Pac-12 and one from the Atlantic Coast Conference (ACC) and Big Ten.

WCC: Year six

BYU enters the sixth season in the West Coast Conference after jumping around following its departure from the Mountain West. The Cougars played in the Western Athletic Conference in 2012 and the Pacific Coast Softball Conference in 2013 before softball was added in the WCC beginning in the 2014 season. Spanning the four conferences, BYU has won 10 conference titles in a row.

Team captains

Seniors Libby Sugg and Allie Hancock were voted captains by their teammates for the 2019 season. The Cougars have played without captains for years, but the coaching staff believes the captains' presence will help the team play decisively and freely, as well as create a more player-driven team.

All-WCC 2018

After winning its fifth WCC title in 2018, BYU earned most of the top conference awards, along with earning four spots on the All-WCC First Team, three on the second team and two honorable mentions.

Player of the Year: Rylee Jensen
 Co-Pitcher of the Year: Kerisa Viramontes
 Freshman of the Year: Bridget Fleener

All-WCC First Team: Bridget Fleener, Rylee Jensen, Libby Sugg, Lexi Tarrow
 All-WCC Second Team: Autumn Moffat, Alexa Strid, Kerisa Viramontes
 Honorable Mention: Brielle Breland, Madison Merrell

Postseason consistency

For the past 15 seasons, BYU has advanced to the NCAA regionals. The Cougars have gone to 16 NCAA regionals overall, advancing to super regionals just once in 2010.

NFCA All-Region

Along with receiving honors in conference play, Libby Sugg and Bridget Fleener received NFCA Division I All-Pacific Region Second Team accolades with Rylee Jensen and Kerisa Viramontes making the third team.

Student athletes

On and off the field, BYU softball players are making their mark. Brielle Breland, Libby Sugg and Brooke Vander Heide all earned 2018 WCC Softball All-Academic Team after earning at least a 3.20 cumulative GPA while also being significant contributors to the team.

Sisters in softball

Arissa and Aubrielle Paulson are the the third set of sisters to play together on a BYU softball team. In the inaugural softball season (2000), twins Jamie and Bryn Kreipl were on the roster. Sisters Anna and Alexandra Hudson played together from 2012-13. Arissa is a redshirt sophomore pitcher and Aubrielle is a freshman outfielder. Their older sister Arianna was a pitcher on the team last year before graduating.

Gail Miller Field

BYU's field is part of Miller Park, a unique, combined baseball-softball facility. Baseball plays on Larry H. Miller field, while softball calls Gail Miller Field, a back-to-back mirror image of the pre-existing baseball field, home. It was the first combined facility of its kind when it opened in April 2001. BYU has a home record of 206-51 (.802) at the field.

Gail Miller Field has 2,100 chair seats all in the lower bowl, making it the fourth-largest on-campus NCAA softball facility at the time of it's creation. The field dimensions are 2,010 feet down the left-and right-field lines and 220 in center field.

BYU IN THE NCAA

TEAM STAT RANKINGS

(as of 03/4/19)

Category	Value (ranking)
Batting Average	0.230 (244)
Double Plays Per Game	0.44 (56)
Doubles Per Game	1.00 (190)
Earned Run Average	3.01 (92)
Fielding Percentage	0.976 (20)
Home Runs Per Game	1.06 (35)
Scoring	4.19 (153)
Slugging Percentage	0.399 (136)
Stolen Bases Per Game	0.38 (258)
Triples Per Game	0.06 (225)
WL Percentage	0.438 (170)

INDIVIDUAL STAT RANKINGS

(as of 03/04/19)

Category	Name, value (ranking)
Sacrifice Flies	Libby Sugg, 3 (5)
Saves	Kerisa Viramontes 1 (49)

BYU SERIES RECORDS**ROBERT MORRIS**

Overall series record: 1-0
 Home vs. RMU: 0-0
 Away at RMU: 0-0
 Neutral sites: 1-0
 Under Coach Eakin: 1-0
 Longest win streak: 1
 Last win: 7-2, 2/20/16
 Longest losing streak: --
 Last loss: --

LONG BEACH STATE

Overall series record: 3-5
 Home vs. LBS: 0-0
 Away at LBS: 0-0
 Neutral sites: 3-5
 Under Coach Eakin: 3-5
 Longest win streak: 2
 Last win: 2-1, 3/12/15
 Longest losing streak: 2
 Last loss: 5-4 2/17/18

OHIO

Overall series record: 0-0
 Home vs. Ohio: 0-0
 Away at Ohio: 0-0
 Neutral sites: 0-0
 Under Coach Eakin: 0-0
 Longest win streak: --
 Last win: --
 Longest losing streak: --
 Last loss: --

BOSTON UNIVERSITY

Overall series record: 1-0
 Home vs. BU: 0-0
 Away at BU: 0-0
 Neutral sites: 1-0
 Under Coach Eakin: 1-0
 Longest win streak: 1
 Last win: 9-0, 3/4/17
 Longest losing streak: --
 Last loss: --

UCLA

Overall series record: 1-6
 Home vs. UC Davis: 0-0
 Away at UC Davis: 0-2
 Neutral sites: 1-4
 Under Coach Eakin: 1-5
 Longest win streak: 1
 Last win: 6-4, 3/12/11
 Longest losing streak: 3
 Last loss: 1-0, 3/25/17

Final five-game tournament takes BYU back to California

PROVO, Utah – In its final five-game tournament, BYU takes one last trip to California for the UCLA/Long Beach State Invitational.

BYU came to this tournament in 2017 splitting its games 2-2, beating Dartmouth twice and losing to UCLA twice.

The Cougars will play five different teams, starting with Robert Morris and Long Beach State on Thursday, March 7 at 9 a.m. and 11:30 a.m. PT, respectively. Both games will be played at LBSU Softball Complex.

The tournament continues on Friday, March 8, with BYU playing against Ohio at 11:30 a.m. and Boston University at 2 p.m. PT, both at UCLA's Easton Stadium in Los Angeles. The Cougars finish the tournament on UCLA's home turf taking on the No. 2 team Saturday, March 9 at 3 p.m. PT.

Live stats will be available on the BYU schedule page with a live stream on the Big West Conference Network for the game against Long Beach State and a live audio feed for the game against UCLA.

OPPONENTS OUTLOOK**Robert Morris | Thursday, March 7 | 9 a.m. PT |**

- The Colonials have compiled a 3-10 record so far this season. They most recently competed at the Liberty Softball Classic.
- This is the second meeting between the two teams as BYU won the last game 7-2 in 2016.
- Interim Head Coach Jexx Varner is in his first season with the Colonials

Long Beach State | Thursday, March 7 | 11:30 a.m. PT |

- In 2019, the 49ers have a 7-10 overall record. They also competed at the San Diego Classic last week going 1-2
- Last season, the 49ers advanced to the NCAA regional in Tempe and finished the season ranked No. 20
- Long Beach State leads the series with a 5-3 record, last season they took the win 5-4 in Las Vegas
- Kim Sowder is in her 13th season as head coach of the Spartans holding a 399-258-1 overall record.

Ohio | Friday, March 8 | 11:30 a.m. PT |

- The Bobcats currently have a 11-7 overall record during the 2019 season, including going 4-1 last weekend at the Duke/NC State Invitational
- Last season, Ohio was the Mid-American Conference Champions and advanced to the NCAA Regionals.
- This will be the first meeting between the two teams
- Kenzie Roark starts her first season with the Bobcats.

Boston University | Friday, March 8 | 2:00 p.m. PT |

- During the 2019 season, the Terriers are currently 8-5. Last weekend, BU went 2-2 at the Wooo Pig Classic
- BU went to the Norman NCAA Regionals last season but lost to No. 2 Oklahoma and Missouri
- The two teams have met once before as the Cougars took the win 9-0 in 2017.
- Ashley Waters enters her 4th season leading the Terriers compiling an overall record of 92-71

No. 2 UCLA | Saturday, March 9 | 3:00 p.m. PT |

- The Bruins are 17-1 in the 2019 season, including going 9-12 in the Big West
- UCLA recorded its only loss of the season last week against Michigan at the Judi Garman Classic
- In 2018, the Bruins were defeated by the National Champion's in the first round of the College World Series
- Kelly Inouye-Perez starts her 13th season with the Bruins recording a 561-167-1 overall record including leading her team to fourth straight appearances in the College World Series

BYU HITTING STREAKS

PLAYER	SEASON	CURRENT	CAREER
Morgan Bevell	4	-	4
Marissa Chavez	2	-	2
Martha Epenesa	-	-	-
Emilee Erickson	7	-	7
Bridget Fleener	1	-	11 (2018)
Ashley Godfrey	3	-	2 (twice)
Allie Hancock	1	-	1 (twice)
Rylee Jensen	10	-	15 (2018)
Erin Miklus	2	-	2
Autumn Moffat	-	-	-
Arisa Paulson	1	-	1 (twice)
Alyssa Podurcak	-	-	-
Olivia Sanchez	5	-	2
Libby Sugg	3	-	9 (2016)
Lexi Tarrow	3	-	10 (2017)
Brooke Vander Heide	3	1	5 (2017)
Taylei Williams	2	-	2

BYU ON-BASE STREAKS

PLAYER	SEASON	CURRENT	CAREER
Morgan Bevell	4	-	4
Marissa Chavez	5	-	5
Martha Epenesa	1	-	1
Emilee Erickson	10	-	10
Bridget Fleener	2	1	12 (2018)
Ashley Godfrey	3	-	3
Allie Hancock	2	-	4 (2018)
Rylee Jensen	10	-	22 (2018)
Erin Miklus	6	-	6
Autumn Moffat	1	1	1
Arisa Paulson	3	3	3
Aubrielle Paulson	2	2	2
Alyssa Podurcak	1	-	1
Olivia Sanchez	6	1	6
Libby Sugg	3	-	19 (2018)
Lexi Tarrow	4	-	13 (2017)
Brooke Vander Heide	3	1	5 (2017)
Taylei Williams	6	-	6

HOW MANY GAMES WITH... 2019 CAREER

**PERFECT HITTING %
(MIN. 3 AB)**

Ashley Godfrey	-	1
Rylee Jensen	-	2
Erin Miklus	1	1
Olivia Sanchez	-	1
Libby Sugg	-	8
Lexi Tarrow	-	1

3+ HITS

Bridget Fleener	-	1
Ashley Godfrey	1	2
Rylee Jensen	-	5
Erin Miklus	1	1
Olivia Sanchez	1	2
Libby Sugg	-	11
Lexi Tarrow	-	6

3+ RBI

Bridget Fleener	-	2
Ashley Godfrey	1	2
Rylee Jensen	1	4
Olivia Sanchez	1	1
Libby Sugg	1	29
Lexi Tarrow	-	9
Taylei Williams	1	1

2+ STOLEN BASES

Allie Hancock	-	1
Lexi Tarrow	-	4
Brooke Vander Heide	-	3

LAST TIME BYU...

Recorded 10-14 hits in a game 11 vs. Fordham (02/16/19)
 Recorded 15-19 hits in a game 19 vs. UTEP (02/16/19)
 Recorded 20+ hits in a game 20 vs. Southern Utah (05/04/10)
 Scored 10-14 runs 10 @ San Diego (05/05/18)
 Scored 15+ runs. 19 vs. UTEP (02/16/19)
 Scored 10+ runs in an inning 11 @ Santa Clara (05/06/17)
 Drew eight or more walks 11 vs. UTEP (02/16/19)
 Stole five or more bases 5 @ Fresno State (03/11/17)
 Hit five or more home runs 5 vs. UTEP (02/16/19)
 Hit 10+ home runs in a game 10 @ Utah Valley (04/16/08)
 Had 3+ players with 3+ hits Hofstedt, Broderick, St. Clair vs. Idaho St. (03/29/14)
 Struck out 15+ batters 15 @ Fresno State (03/05/09)
 Defeated a team ranked 11-25. 4-3 vs. No. 18 Baylor (02/07/19)
 Defeated a team ranked 6-10. 7-2 vs. No. 9 Cal Berkley (03/19/11)
 Defeated a top 5 team 6-5 vs. No. 2/3 Oregon (03/25/14)
 Lost to a top 5 team. 0-5 vs. No. 4 Oklahoma (02/22/19)
 Lost a non-conference game at home 4-2 vs. Utah State (04/25/18)
 Lost a conference game at home 1-5 vs. Loyola Marymount (04/09/16)
 Won a run-rule game 11-3 (5) vs. Fordham (02/16/19)
 Lost a run-rule game 8-0 (5) @ No. 10/11 LSU (03/23/18)
 Won an extra-inning game 6-3 (8) vs. ECU (03/09/18)
 Lost an extra-inning game 2-1 (12) @ No. 10/11 LSU (03/22/18)
 Played an error-free game. Win vs. FGCU (03/01/19)
 Didn't have a strikeout at the plate vs. San Jose State (02/18/19)
 Multiple double plays 3 vs. Liberty (02/08/19)
 Triple play vs. San Jose State (02/11/16)
 Had back-to-back home runs. Alexa Strid and Madison Merrell vs. LMU (05/12/18)
 Had back-to-back-to-back home runs Fitu, Atagi, Hudson-Shamo vs. UNLV (05/05/11)
 Had 3+ players with 3+ RBIs Merrell, Sugg, Thompson @ Santa Clara (05/06/17)

LAST TIME A BYU PLAYER...

Recorded five or more hits 5, Ashley Thompson vs. Pacific (04/10/15)
 Recorded 3 or more hits 3, Ashley Godfrey vs. Mizzou (02/21/19)
 Hit 1.000 (min. 3 AB) Libby Sugg (3/3) vs. Utah Valley (05/01/18)
 Scored four or more runs 4, Rylee Jensen vs. UTEP (02/16/19)
 Batted in five or more runs 5, Rylee Jensen vs. UTEP (02/16/19)
 Had a multi-home run game 2, Rylee Jensen vs. UTEP (02/16/19)
 Hit for the cycle Never Happened
 Hit a grand slam Olivia Sanchez vs. UTEP (02/16/19)
 Hit a grand slam in back-to-back games Caitlyn Alldredge vs. SMC, @ SUU (04/28/18, 04/30/18)
 Drew 4+ walks in a game 4, Jessica Dugas @ Utah Valley (05/02/12)
 Stole 3+ bases in a game 3, Ashley Thompson vs. Miami (Ohio) (03/03/17)
 Had a walk-off home run Ashley Godfrey double vs. Georgetown (02/16/19)

LAST TIME A BYU PITCHER...

Struck out 10+ batters 10, Arianna Paulson @ Southern Utah (04/30/18)
 No walks (min. 4 IP) Kerisa Viramontes vs. FGCU (3/1/19)
 Threw a no-hitter Kerisa Viramontes vs. Nevada (02/17/17)
 Threw a perfect game. Hannah Howell vs. LMU (04/13/13)



2019 WCC STANDINGS

	WCC	Overall
LMU	0-0	9-7
BYU	0-0	7-9
San Diego	0-0	7-10
Pacific	0-0	3-9
Santa Clara	0-0	2-10
Saint Mary's	0-0	2-11

2019 WCC PLAYERS OF THE WEEK

Week 1: Bailey Lotz, Saint Mary's

Week 2: Rylee Jensen, BYU

Week 3: Rylee Jensen, BYU

Week 4: Riley Ehlen, LMU

2019 WCC PITCHERS OF THE WEEK

Week 1: Kenya Lindstrom, Pacific

Week 2: Autumn Moffat, BYU

Week 3: Delaney Heller, San Diego

Week 4: Kerisa Viramontes, BYU

FINAL 2018 WCC STANDINGS

	WCC	Overall
BYU	13-1	36-22
Loyola Marymount	11-3	35-23-1
Pacific	9-6	21-27
San Diego	4-11	25-27
Santa Clara	4-11	9-37
Saint Mary's	3-12	15-34

2018 WCC Player of the Year

Rylee Jensen

2018 Co-Pitcher of the Year

Kerisa Viramontes

2018 WCC Freshman of the Year

Bridget Fleener

2018 WCC PRESEASON POLL

2019 WCC Softball Preseason Poll

Team (First Place Votes)	Points
1. BYU (4)	24
2. Loyola Marymount (2)	22
3. San Diego	15
4. Pacific	14
5. Santa Clara	8
6. Saint Mary's	7

2019 All-WCC Preseason Softball Team

Name	Institution	Year	Position
Position Players			
Lindsay Clare	San Diego	Jr.	INF
Bridget Fleener	Brigham Young	So.	C
Andrea Gonzalez	Loyola Marymount	So.	INF
Rylee Jensen	Brigham Young	Jr.	OF
Hailey Reed	Pacific	Jr.	OF
Hannah Russell	Santa Clara	Jr.	C
Talli Shepard	Pacific	So.	INF
Taylor Spence	San Diego	Sr.	OF
Libby Sugg	Brigham Young	Sr.	C
Lexi Tarrow	Brigham Young	Sr.	OF
Kamika Zapantana	Saint Mary's	So.	OF

Pitchers

Hannah Bandimere	Loyola Marymount	Sr.	P
Autumn Moffat	Brigham Young	So.	P
Kerisa Viramontes	Brigham Young	Jr.	P

WCC TEAM STAT RANKINGS

(as of 03/04/19)

Category	Value (ranking)
Batting Average	0.230 (4)
Double Plays Per Game	0.44 (2)
Doubles Per Game	1.00 (4)
Earned Run Average	3.01 (2)
Fielding Percentage	0.976 (1)
Home Runs Per Game	1.06 (1)
Scoring	4.19 (1)
Slugging Percentage	0.399 (1)
Stolen Bases Per Game	0.38 (6)
Strikeout-to-Walk Ratio	1.36 (4)
Triples Per Game	0.06 (6)
WL Percentage	0.438 (2)

WCC INDIVIDUAL STAT RANKINGS

(as of 03/04/19)

Category	Name, value (ranking)
Earned Run Average	Autumn Moffat 1.75 (2)
Hits Allowed Per Seven Innings	5.44 (1)
Home Runs Per Game	Rylee Jensen 0.29 (1)
Sacrifice Flies	Libby Sugg, 3 (1)
Saves	Kerisa Viramontes 1 (2)
Slugging Percentage	Rylee Jensen 0.704 (3)
.	Emilee Erickson 0.649 (4)

GORDON EAKIN

**BYU HEAD COACH
2003-PRESENT**

Eakin is entering his 17th season as the Cougars' head coach and his 20th season at BYU overall.

He was named head coach in July 2002 after working as an assistant coach since the softball program's inception in 2000. Since that time he has led the Cougars to five Mountain West Conference championships, one Western Athletic Conference tournament championship, three West Coast Conference championship and 12 NCAA tournament appearances.

The 2017 WCC Coach of the Year (fourth-consecutive year) has coached 13 All-Americans, 12 conference players of the year, six conference freshmen of the year, and six conference pitchers of the year during his tenure.

In 2010, Eakin guided the Cougars to 46 wins, the most in school history, as BYU advanced to the NCAA Super Regionals for the first time ever with wins over East Carolina and host Texas before ending its season at national runner-up Arizona. The Cougars finished second in the country in batting average, seventh in scoring and ninth in slugging percentage as a team.

Known as one of the best hitting coaches in the country, Eakin has helped BYU finish in the top-ten nationally seven times in slugging percentage, six times in home runs per game, four times in batting average and four times in scoring.

In addition to his duties at BYU, Eakin was also an assistant coach and hitting coach for the USA National Team in 2009. In the summer of 2010, Eakin helped guide the National Team to a 17-2 record as USA won the World Championship in Venezuela, the World Cup in Oklahoma and the Japan Cup championship in Sendai, Japan.

Before entering the coaching ranks, Eakin was a successful baseball and softball player. After playing collegiate baseball at the University of Utah, Eakin signed with the Oakland Athletics organization where he played for three years.

Eakin went on to join the United States All-Star team, playing in three U.S. Olympic sports festivals in 1986, 1993 and 1994, winning bronze, silver and gold, respectively. While on the team, Eakin was honored on the ISC All-World First Team and was an ASA All-American. He would later go on to play shortstop on the internationally ranked Larry H. Miller Toyota Fast Pitch team, eventually earning induction into the Utah Fast Pitch Hall of Fame in 1998.

Eakin is a native of Holladay, Utah, and graduated from Granite High. He currently resides in Sandy, Utah, and is married to Barbi. They are the parents of three children (Alicia, Ryan & Parker) and have five grandsons.



EAKIN AT A GLANCE

- Record of 648-300 (.685) in his 17 years as head coach
- Former USA National Team hitting coach
- Eight-time conference coach of the year (WCC: 2014-2017, PCSC 2013 and MWC: 2009, 2010 & 2011)
- Led BYU to WCC championships in 2014-2018, the 2013 PCSC championship and the WAC tournament championship in 2012
- Guided Cougars to five Mountain West Conference championships (2005, 2007, 2009, 2010, 2011) while never finishing lower than third in the conference
- Led BYU to first-ever NCAA Super Regional appearance in 2010 and 13-straight NCAA tournament appearances overall
- Coached 13 All-Americans
- Coached 12 conference players of the year, six conference freshmen of the year and six conference pitchers of the year
- Coached 28 All-Region performers, 46 all-conference performers
- Guided BYU to top-10 national finishes in slugging percentage seven times, home runs per game six times, batting average four times and scoring four times
- Coached two players who would go on to play professionally, including MWC Player of the Year Angeline Quiocho who finished first in the nation in home runs per game and RBI per game in 2010

EAKIN COACHING RECORD

YEAR	OVERALL	CONF.	CONF. FINISH	NCAA
2003	36-17	10-7	3rd/MWC	-
2004	34-18	11-8	3rd/MWC	-
2005	45-14	16-2	1st/MWC	1-2
2006	43-22	16-7	2nd/MWC	1-2
2007	43-20	17-4	1st/MWC	2-2
2008	44-20	14-6	2nd/MWC	1-2
2009	40-18	12-2	1st/MWC	2-2
2010	46-13	12-3	1st/MWC	3-2
2011	40-18	11-2	1st/MWC	2-2
2012	45-15	15-4	1st/WAC	2-2
2013	33-25	19-5	1st/PCSC	0-2
2014	34-23	12-2	1st/WCC	1-2
2015	40-14	13-2	1st/WCC	1-2
2016	36-21	12-3	1st/WCC	1-2
2017	46-13	14-1	1st/WCC	2-2
2018	35-20	13-1	1st/WCC	1-2
2019	7-9	0-0	-	-
TOTAL	648-300 (.685)	217-59	-	19-26



PETE MEREDITH

**BYU ASSISTANT COACH
2014-PRESENT**

Coaching Experience
The Pitching Academy

Playing Career

- Played professional men's fastpitch for Sportsman Enterprises, Dave Frye Plastering, Farm Tavern, Trans Aire International and Larry Miller Toyota
- Meredith pitched in a record 23-consecutive International Softball Congress World Tournaments

- Set records for most tournament wins (61), no hitters (8), strikeouts in a tournament (100) and strikeouts in a game (21)
- Named to the All-World Team seven times
- Inducted into the ASA/USA National Softball Hall of Fame in 2016 and into the International Softball Congress Hall of Fame in 2007
- Holds the record for most wins in ASA national championship play, compiling a 55-27 record before retiring from Major competition in 2002.
- Tied for most wins in one Men's Major National Championship with eight in 1988 for Trans-Aire of Elkhart, Ind. and is the record holder for most IP in one national tourney (88) in that same national championship.

Personal

- Native of Dunedin, New Zealand
- He and wife Angie have one daughter



AJ TAUALI'I

**BYU ASSISTANT COACH
2017-PRESENT**

Coaching Experience

- Hitting coach at the Girls of Garciaparra Baseball Group Training Academy in Southern California
- Has coached private lessons for 10 years

Playing Career

- Played first base for Hawai'i from 2007-10
- One of four team captains in 2010 as Hawai'i advanced to the Women's College World Series

- Hit 18 of the team's 158 home runs in 2010, a national record, and finished the season batting .298
- Received All-Western Athletic First and Second Team honors in 2009 and 2010, respectively
- Named to the National Fastpitch Coaches Association All-West Region Team in 2009

Education

- Bachelor of Science in Sociology, University of Hawai'i (2011)

Personal

- Native of Torrance, California
- Served an LDS mission in Eugene, Oregon
- Younger sister Coco Tauali'i Bond played softball for BYU from 2013-16
- Younger sister Brooke Soon played volleyball for BYU from 2007-10

No.	Name	POS	Ht.	B/T	Yr.	Hometown (Previous School)
11	Morgan Bevell	C	5-10	R/R	SO	Issaquah, WA (Issaquah HS)
3	Marissa Chavez	INF	5-6	R/R	SO.	Covina, CA (Charter Oaks HS)
55	Martha Epenesa	INF	5-9	R/R	RS FR	Moreno Valley, CA (Valley View HS)
8	Emilee Erickson	3B	5-10	R/R	RS JR.	Phoenix, AZ (Sandra Day O'Connor HS)
13	Bridget Fleener	C	5-6	L/R	SO	Camarillo, CA (Camarillo HS)
6	Ashley Godfrey	UTL/INF	5-6	R/R	SR.	Buckeye, AZ (Estrella Foothills HS)
27	Allie Hancock	1B	5-10	R/R	SR	Gilbert AZ (Basha HS)
16	Brooke Hill	1B	6-0	R/R	FR	Lexington, KY (Paul Laurence Dunbar HS)
2	Rylee Jensen	OF	5-8	L/L	JR	Idaho Fall, ID (Skyline HS)
77	Reggie Kanagawa	RHP/1B	6-2	R/R	FR	Blue Springs, MI (Blue Springs HS)
17	Erin Miklus	2B	5-2	L/R	SO	Altoona, IA (Southeast Polk HS)
20	Autumn Moffat	RHP	5-7	R/R	SO	Eagle, ID (Eagle HS)
10	Arianna Paulson	P/1B	5-10	R/R	RS SO	Payson, AZ (Payson HS)
99	Aubrielle Paulson	OF	5-4	L/R	FR	Payson, AZ (Payson HS)
7	Alyssa Podhurcak	UTL/INF	5-8	R/R	Fr.	Torrance, CA (South Torrance HS)
24	Olivia Sanchez	1B/P	5-7	R/R	Sr.	Murrieta, CA (Murrieta Valley HS)
21	Libby Sugg	C	5-7	R/R	SR	Franklin, TN (Franklin HS)
26	Lexi Tarrow	OF	5-8	F/R	SR	Olympia, WA (A.G. West Black Hills HS)
1	Brooke Vander Heide	OF	5-7	L/L	JR	Sandy, UT (Alta HS)
33	Kerisa Viramontes	RHP	5-5	R/R	JR	Norco, CA (Norco HS)
5	Taylei Williams	UTL/INF	5-6	R/R	SO	Mona, UT (Southern Utah University)

Head Coach: Gordon Eakin (17th year)

Assistant Coach: Pete Meredith (6th year)

Assistant Coach: AJ Tauli'i (2nd year)

Assistant Coach: Gin Barnes (1st year)

Athletic Trainer: Kenzi Booth (2nd year)

Softball Operations: Bridget Bergstrom (2nd year)

Pronunciation Guide:

Morgan **Bevell** like devil but with a b

Lexi **Tarrow** tehr-oh

Brooke Vander **Heide** Hide

Kerisa Viramontes Kerr-issa Veer-a-mont-es

Taylei Williams Tay-LEE

Gordon Eakin EE-kin

Marissa **Chavez** Chaw-vehz

Martha **Epenesa** Epp-eh-neh-suh

Erin **Miklus** Mick-lus

Alyssa **Podhurcak** Pud-or-a-check

AJ Tauli'i

Tau-AH-lee-EE

SENIORS (5)

Ashley Godfrey
Allie Hancock
Olivia Sanchez
Libby Sugg
Lexi Tarrow

JUNIORS (4)

Emilee Erickson
Rylee Jensen
Brooke Vander Heide
Kerisa Viramontes

SOPHOMORES (7)

Morgan Bevell
Marissa Chavez
Bridget Fleener
Erin Miklus
Autumn Moffat
Arianna Paulson
Taylei Williams

FRESHMEN (5)

Martha Epenesa
Brooke Hill
Reggie Kanagawa
Aubrielle Paulson
Alyssa Podhurcak

MARRIED (2)

Allie Hancock
Libby Sugg

PITCHERS (5)

Autumn Moffat
Arianna Paulson
Reggie Kanagawa
Olivia Sanchez
Kerisa Viramontes

CATCHERS (3)

Morgan Bevell
Bridget Fleener
Libby Sugg

INFIELDERS (13)

Marissa Chavez
Martha Epenesa
Emilee Erickson
Ashley Godfrey
Allie Hancock
Brooke Hill
Reggie Kanagawa
Erin Miklus
Autumn Moffat
Arianna Paulson
Alyssa Podhurcak
Olivia Sanchez
Taylei Williams

OUTFIELDERS (6)

Ashley Godfrey
Rylee Jensen
Aubrielle Paulson
Lexi Tarrow
Brooke Vander Heide
Taylei Williams

ARIZONA (5)

Emilee Erickson
Ashley Godfrey
Allie Hancock
Arianna Paulson
Aubrielle Paulson

CALIFORNIA (5)

Marissa Chavez
Martha Epenesa
Bridget Fleener
Alyssa Podhurcak
Olivia Sanchez
Kerisa Viramontes

IDAHO (2)

Rylee Jensen
Autumn Moffat

IOWA (1)

Erin Miklus

KENTUCKY (1)

Brooke Hill

MISSOURI (1)

Reggie Kanagawa

TENNESSEE (1)

Libby Sugg

UTAH (2)

Brooke Vander Heide
Taylei Williams

WASHINGTON (2)

Morgan Bevell
Lexi Tarrow



Brooke Vander Heide • 1

5-7 • Junior • OF • L/L • Sandy, Utah • Alta HS

Career Stats

Season	GP	GS	AB	R	H	2B	3B	HR	RBI	BB	SO	SB	CS	SF	SH	HBP	AVG	SLG	OBP	PO	A	E	FLD
2017	48	40	94	25	32	3	1	0	14	12	17	10	1	0	3	1	.340	.394	.421	25	2	0	1.000
2018	50	42	106	18	27	1	2	0	7	5	17	9	1	1	7	1	.255	.302	.292	45	3	1	.980
2019	11	9	29	4	6	0	1	0	2	0	5	1	1	0	1	0	.207	.276	.207	9	1	0	1.000
TOTALS:	109	91	229	47	65	4	4	0	23	17	39	20	3	1	11	2	.284	.336	.337	79	6	1	.988

Notable

- 2018 WCC All-Academic Team
- Named to 2017 WCC Commissioner's Silver Honor Roll
- 2017 NFCA All-America Scholar-Athlete
- Hit .714 during her senior season in high school
- Her 214 career hits is a Utah high school record
- Lettered in softball (4), volleyball (3) and track (1)

Records

SEASON HIGHS

At Bats 4 three times, last vs. Mizzou (2/21)
Runs 1 four times, last vs. Mizzou (2/21)
Hits 2 vs. North Carolina (2/9)
RBI 2 vs. FGCU (3/1)
Walks --
Stolen Bases 1 vs. Mizzou (2/21)
Batting Average (min. 3 AB) .667 vs. North Carolina (2/9)
Slugging Percentage (min. 3 AB) .677 vs. North Carolina (2/9)

CAREER HIGHS

At Bats 4 seven times, last vs. Mizzou (2/21/19)
Runs 2 four times, last vs. PSU (3/2/18)
Hits 2 nine times, last vs. UNC (2/9/19)
RBI 2 five times, last vs. UNC (3/1/19)
Walks 3 vs. Detroit Mercy (3/3/17)
Stolen Bases 2 twice, last @ SD (5/4/18)
Batting Average (min. 3 AB) .667 seven times, last vs. UNC (2/9/19)
Slugging Percentage (min. 3 AB) 1.333 @ SUU (4/11/17)

Season Highlights

- Went 2 for 3 against North Carolina (2/9)
- Scored first run of the season against UTEP (2/16)
- Stole first base of the season against Mizzou (2/21)
- Hit first season triple against Florida Gulf Coast tallying two RBI to give BYU a 2-0 win (3/1)



Rylee Jensen • 2

5-8 • Junior • OF • L/L • Idaho Falls, Idaho • Skyline HS

Career Stats

Season	GP	GS	AB	R	H	2B	3B	HR	RBI	BB	SO	SB	CS	SF	SH	HBP	AVG	SLG	OBP	PO	A	E	FLD
2017	55	53	160	40	54	11	1	6	34	28	16	7	3	1	4	3	.338	.531	.443	69	2	0	1.000
2018	55	54	164	57	54	8	1	6	21	29	19	5	1	0	3	3	.329	.500	.439	71	3	5	.940
2019	14	14	44	11	16	3	0	4	12	8	7	1	0	0	0	0	.364	.705	.462	16	0	0	1.000
TOTALS:	124	121	368	108	124	22	2	16	67	65	42	13	4	1	7	6	.337	.538	.443	156	5	5	.970

Notable

- 2018 WCC Player of the Year
- 2018 and 2017 All-WCC First Team
- Three-time WCC Player of the Week
- 2017 NFCA All-Pacific Region Third Team
- 2017 WCC Co-Freshman of the Year
- 2016 Skyline Player of the Year
- Four-year letterwinner in basketball

Records

SEASON HIGHS

At Bats 4 five times, last vs. SJSU (3/1)
Runs 4 vs. UTEP (2/16)
Hits 2 five times, last vs. Nebraska (2/21)
RBI 5 vs. Fordham (2/16)
Walks 3 vs. UTEP (2/16)
Stolen Bases 1 vs. North Carolina (2/9)
Batting Average (min. 3 AB) .667 vs. Fordham (2/16)
Slugging Percentage (min. 3 AB) 2.670 vs. Fordham

CAREER HIGHS

At Bats 5 vs. JMU (3/10/18)
Runs 4 vs. UTEP (2/16/19)
Hits 4 vs. Nebraska (2/9/17)
RBI 5 twice vs. Fordham (2/16/19)
Walks 3 vs. UTEP (2/16/19)
Stolen Bases 1 ten times, last vs. UNC (2/9/19)
Batting Average (min. 3 AB) 1.000 three times, last vs. SMC (4/27/18)
Slugging Percentage (min. 3 AB) 2.670 vs. Fordham (2/16/19)

Season Highlights

- Went 2 for 4 against both No. 18 Baylor and North Carolina
- Posted a slugging percentage of .750 against No. 18 Baylor including two hits and RBI as well as one hit (2/7)
- Hit three homers in two games, including two against Fordham
- Went 4 for 5 in two games
- Had a career-high four runs against UTEP
- Tied career-high of five RBI and had a career-high slugging percentage of 2.670 against Fordham
- Named back-to-back WCC Player of the Week (2/19 & 2/25)
- Went 2 for 4 against Nebraska with a homer and two RBI



Marissa Chavez • 3

5-6 • Sophomore • SS, 2B • R/R • Covina, California • Charter Oaks HS

Career Stats

Season	GP	GS	AB	R	H	2B	3B	HR	RBI	BB	SO	SB	CS	SF	SH	HBP	AVG	SLG	OBP	PO	A	E	FLD
2018	14	2	16	0	0	0	0	0	0	1	5	0	0	0	0	1	0	0	.111	3	5	0	1.000
2019	16	16	35	4	6	1	0	1	2	4	9	0	0	0	2	1	.171	.286	.275	29	29	1	.980
TOTALS:	30	18	51	4	6	1	0	1	2	5	14	0	0	0	2	2	.118	.196	.224	32	34	1	.985

Notable

- Four-year varsity starter
- Won the Silver Slugger Award

Records

SEASON HIGHS

At Bats 5 vs. UTEP (2/16)
Runs 1 four times last vs. FGCU (3/1)
Hits 2 vs. UTEP (2/16)
RBI 1 twice, last vs. Nebraska (3/1/19)
Walks 2 vs. Georgetown (2/15)
Stolen Bases --
Batting Average (min. 3 AB) .400 vs. UTEP (2/16)
Slugging Percentage (min. 3 AB) 1.20 vs. UTEP (2/16)

CAREER HIGHS

At Bats 5 vs. UTEP (2/16/19)
Runs 1 three times last vs. Fordham (2/16/19)
Hits 1 four times last vs. FGCU (3/1/19)
RBI 1 twice, last vs. Nebraska (2/21/19)
Walks 2 vs. Georgetown (2/15/19)
Stolen Bases --
Batting Average (min. 3 AB) .400 vs. UTEP (2/16/19)
Slugging Percentage (min. 3 AB) 1.20 vs. UTEP (2/16/19)

Season Highlights

- Scored first career run against North Carolina (2/9)
- Had four putouts against No. 9 South Carolina and UNC
- Recorded two hits including a double, one run and one RBI against UTEP (2/16)
- Talled one RBI against Nebraska (2/21)



Taylei Williams • 5

5-6 • Sophomore • UTL, INF • R/R • Mona, Utah • Southern Utah University/Juab HS

Career Stats

Season	GP	GS	AB	R	H	2B	3B	HR	RBI	BB	SO	SB	CS	SF	SH	HBP	AVG	SLG	OBP	PO	A	E	FLD
2019	15	11	30	5	7	1	0	1	3	6	8	1	0	0	1	0	.233	.367	.361	7	11	2	.900
TOTALS:	15	11	30	5	7	1	0	1	3	6	8	1	0	0	1	0	.233	.367	.361	7	11	2	.900

Notable

- Utah Softball Gatorade Player of the Year and Salt Lake Tribune Player of the Year in 2016
- Holds the Utah state record for career home runs (31), batting average (.578), strikeouts (645) and RBI in a season (65)
- Transfer from Southern Utah University

Records

SEASON HIGHS

At Bats 4 @ San Diego State (2/28)
Runs 1 five times, last vs. UCSB (2/23)
Hits 2 three times, last vs. Fordham (2/16)
RBI 3 vs. Mizzou (2/21)
Walks 3 vs. UCSB (2/23)
Stolen Bases 1 vs. UCSB (2/23)
Batting Average (min. 3 AB) .667 three times, last vs. Fordham (2/16)
Slugging Percentage (min. 3 AB) 1.000 vs. North Carolina (2/9)

CAREER HIGHS

At Bats 4 @ San Diego State (2/28/19)
Runs 1 five times, last vs. UCSB (2/23/19)
Hits 2 three times, last vs. Fordham (2/16/19)
RBI 3 vs. Mizzou (2/21)
Walks 3 vs. UCSB (2/23)
Stolen Bases 1 vs. UCSB (2/23)
Batting Average (min. 3 AB) .667 three times, last vs. Fordham (2/16/19)
Slugging Percentage (min. 3 AB) 1.000 vs. North Carolina (2/9/19)

Season Highlights

- Hit first double and went 2 for 3 with one run against UNC (2/9)
- Went 2 for 3 against Fordham tallying one run
- Hit first BYU career home run against Mizzou while also tallying three RBI (2/22)
- Drew three walks against UCSB and one stolen base (2/23)



Ashley Godfrey • 6

5-6 • Senior • INF, UTL • R/R • Buckeye, Arizona • Estrella Foothills HS

Career Stats

Season	GP	GS	AB	R	H	2B	3B	HR	RBI	BB	SO	SB	CS	SF	SH	HBP	AVG	SLG	OBP	PO	A	E	FLD
2015	9	0	7	3	3	0	0	0	0	0	1	0	0	0	0	0	.429	.429	.429	1	0	0	1.000
2017	15	1	10	3	4	0	0	0	2	1	0	1	0	0	0	1	.400	.400	.500	19	4	0	1.000
2018	32	8	31	11	7	1	0	2	8	3	8	1	0	0	1	1	.226	.452	.314	15	10	2	.930
2019	14	11	32	4	9	1	0	3	8	0	8	0	0	0	1	0	.281	.594	.281	9	6	0	1.000
TOTALS:	70	20	80	21	23	2	0	5	18	4	17	2	0	0	2	2	.288	.500	.337	44	20	2	.970

Notable

- Majoring in exercise and wellness
- Arizona Interscholastic Association All-State First Team 2010-12
- Lettered in volleyball and soccer, All-Section Second Team in soccer in 2013-14

Records

SEASON HIGHS

At Bats 4 twice, last vs. Mizzou (2/22)
Runs 1 four times, last vs. UCSB (2/23)
Hits 3 vs. Mizzou (2/21)
RBI 3 vs. Liberty (2/8)
Walks --
Stolen Bases --
Batting Average (min. 3 AB) .750 vs. Mizzou (2/21)
Slugging Percentage (min. 3 AB) 1.000 vs. Georgetown (2/15)

CAREER HIGHS

At Bats 4 twice, last vs. Mizzou (2/22/19)
Runs 2 vs. Texas A&M (2/20/15)
Hits 3 vs. Detroit Mercy (3/3/17)
RBI 3 twice, last vs. Liberty (2/9/19)
Walks 1 four times, last vs. ECU (3/9)
Stolen Bases 1 three times, last vs. UNC (2/9/19)
Batting Average (min. 3 AB) 1.000 vs. Detroit Mercy (3/3/17)
Slugging Percentage (min. 3 AB) 1.000 twice, last vs. Georgetown (2/15/19)

Season Highlights

- Hit first homer of the season against Liberty totaling three RBI (2/8)
- Hit a walk-off two-run homer against Georgetown (2/15)
- Tied career-high slugging percentage of 1.000 against Georgetown
- Went 3 for 4 against Mizzou with one run, one RBI and a slugging percentage of .750 (2/21)



Alyssa Podhurscak • 7

5-8 • Freshman • UTL, INF • R/R • Torrance, California • South Torrance HS

Career Stats

Season	GP	GS	AB	R	H	2B	3B	HR	RBI	BB	SO	SB	CS	SF	SH	HBP	AVG	SLG	OBP	PO	A	E	FLD
2019	8	5	14	1	0	0	0	0	0	1	2	0	0	0	0	0	0.000	0.000	0.067	11	8	1	0.95
TOTALS:	8	5	14	1	0	0	0	0	0	1	2	0	0	0	0	0	0	0	.067	11	8	1	.95

Notable

- Named All-League in 2016, 2017 and 2018
- CIF Champions in 2017 with South Torrance High School
- Played volleyball in high school

Records

SEASON HIGHS

At Bats 3 twice, last vs. FGCU (3/1)
Runs 1 vs. Mizzou (2/21)
Hits --
RBI --
Walks 1 vs. Liberty (2/8)
Stolen Bases --
Batting Average (min. 3 AB) --
Slugging Percentage (min. 3 AB) --

CAREER HIGHS

At Bats -3 vs. South Carolina (2/7/19)
Runs --
Hits --
RBI --
Walks 1 vs. Liberty (2/8/19)
Stolen Bases --
Batting Average (min. 3 AB) --
Slugging Percentage (min. 3 AB) --

Season Highlights

- Had three putouts and two assists against Liberty (2/8)
- Recorded first run of her BYU career against Mizzou (2/21)



Emilee Erickson • 8

5-10 • Rs. Junior • 3B • R/R • Phoenix, Arizona • Sandra Day O'Connor HS

Career Stats

Season	GP	GS	AB	R	H	2B	3B	HR	RBI	BB	SO	SB	CS	SF	SH	HBP	AVG	SLG	OBP	PO	A	E	FLD
2016	31	25	75	11	21	4	0	3	12	4	20	0	1	0	3	3	.280	.453	.341	116	15	2	.985
2017	10	5	16	3	1	0	0	0	0	1	3	0	0	0	0	2	.063	.063	.211	36	1	0	1.000
2018	2	13	36	3	5	0	0	1	3	6	8	1	0	0	0	2	.139	.222	.295	64	5	0	1.00
2019	14	14	38	8	12	3	0	3	6	6	6	1	0	0	0	1	.316	.632	.422	2	23	2	.930
TOTALS:	76	57	165	25	39	7	0	7	21	17	37	2	1	0	3	8	.236	.406	.337	218	44	4	.985

Notable

- 21st member of her family to attend BYU
- Brother Brendon played baseball for BYU in 2013
- Captain of her team that won the 2015 Division I State Championship
- Voted Female Athlete of the Year at her high school

Records

SEASON HIGHS

At Bats 4 twice, last vs. Georgetown (2/15)
Runs 3 vs. UTEP (2/15)
Hits 2 twice, last vs. UC Davis (2/16)
RBI 2 vs. UTEP (2/16)
Walks 2 twice, last vs. SJSU (3/1)
Stolen Bases --
Batting Average (min. 3 AB) .667 twice, last vs. UC Davis (2/15)
Slugging Percentage (min. 3 AB) 2.000 vs. UC Davis (2/15)

CAREER HIGHS

At Bats 4 five times, last vs. Georgetown (2/15/19)
Runs 3 vs. UTEP (2/15/19)
Hits 2 seven times, last vs. UC Davis (2/15/19)
RBI 2 twice, last vs. UTEP (2/16/19)
Walks 3 vs. Oregon St. (2/10/18)
Stolen Bases 1 @ ASU (3/31/18)
Batting Average (min. 3 AB) .667 five times, last vs. UC Davis (2/15/19)
Slugging Percentage (min. 3 AB) 2.000 vs. UC Davis (2/15)

Season Highlights

- Went 2 for 3 and hit a double against No. 9 South Carolina (2/7)
- Had six assists against No. 18 Baylor (2/7)
- Hit first season homer against North Carolina (2/9)
- Went 2 for 3 including a double and a homer against UC Davis (2/15)
- Recorded a career-high slugging percentage of 2.000 against UC Davis
- Hit a double against No. 4 Oklahoma (2/22)
- Tallied one RBI against UCSB (2/23)



Arissa Paulson • 10

5-10 • Rs. Sophomore • P, 1B • R/R • Payson, Arizona • Brightmont Academy

Career Stats

Season	GP	GS	W	L	CG	SHO	SV	IP	H	R	ER	BB	SO	2B	3B	HR	AB	HBP	AVG	ERA
2017	25	20	11	3	9	2	1	102.0	82	43	41	59	97	17	3	3	363	4	.226	3.72
2018	17	15	7	6	7	3	0	76.0	68	39	32	39	63	8	1	4	292	7	.233	2.95
2019	9	9	2	3	3	0	0	38.1	48	25	22	20	23	5	1	5	153	2	.314	4.02
TOTALS:	51	44	20	12	19	5	1	216.1	198	107	95	118	183	30	5	12	808	13	.245	3.07

Notable

- Little sister Aubrielle is on the team
- Brother Sterling played rugby at BYU from 2012-14
- Great-grandfather played for the Washington Redskins
- Arizona Gatorade Softball Player of the Year for 2014-15
- Also played soccer and basketball

Records

SEASON HIGHS

Strikeouts 9 vs. UC Davis (2/15)
ERA (min. 4 IP) 2.00 vs. SJSU (3/1/19)
Innings Pitched 7.0 vs. SJSU (3/1/19)
Opponent Batting Average (min. 4 IP) 0.211 vs. Fordham (2/16)
Earned Runs (min. 4 IP) 2 twice, last vs. SJSU (3/1)
Hits (min. 4 IP) 4 twice, last vs. Fordham (2/16)
Walks (min. 4 IP) 1 vs. San Jose State (3/1)
At Bats 26 twice vs. SJSU (3/1)

CAREER HIGHS

Strikeouts 9 twice, last vs. UC Davis (2/15/18)
ERA (min. 4 IP) .00 six times, last vs. NU (3/3)
Innings Pitched 8.0, vs. CSUN (2/23/18)
Opponent Batting Average (min. 4 IP) .087 vs. Pacific (4/14/17)
Earned Runs 0 three times, last vs. NU (3/3)
Hits 1 vs. SUU (4/19/17)
Walks 0 @ Hawai'i (3/8/18)
At Bats 30 vs. CSUN (2/23/18)

Season Highlights

- Had three strikeouts against Liberty
- Pitched 6.1 innings with only two earned runs while also going 2 for 3 with one RBI against No. 18 Baylor
- Pitched a complete game against San Jose State giving up only two earned runs and one walk (3/1)



Morgan Bevell • 11

5-10 • Sophomore • C • R/R • Issaquah, Washington • Issaquah HS

Career Stats

Season	GP	GS	AB	R	H	2B	3B	HR	RBI	BB	SO	SB	CS	SF	SH	HBP	AVG	SLG	OBP	PO	A	E	FLD
2018	10	0	9	1	0	0	0	0	0	2	5	0	0	0	0	0	0	0	.182	3	0	0	1.000
2019	6	5	14	4	6	1	0	0	1	2	2	0	0	0	0	0	.429	.500	.500	13	1	0	1.000
TOTALS:	16	5	23	5	6	1	0	0	1	4	7	0	0	0	0	0	.261	.304	.370	16	1	0	1

Notable

- Four-year starter on varsity
- Team captain and overall MVP in 2016
- Three-year scholar athlete
- Hopes to pursue a degree in the medical field

Records

SEASON HIGHS

At Bats 3 three times, last vs. Mizzou (2/21)
Runs 2 vs. Fordham (2/16)
Hits 2 twice, last vs. Georgetown (2/16)
RBI 1 vs. Fordham (2/16)
Walks 1 twice, last vs. Fordham (2/16)
Stolen Bases --
Batting Average (min. 3 AB) .667 twice, last vs. Georgetown (2/15)
Slugging Percentage (min. 3 AB) 1.000 vs. No. 18 Baylor (2/7)

CAREER HIGHS

At Bats 3 three times, last vs. Mizzou (2/21/19)
Runs 2 vs. Fordham (2/16/19)
Hits 2 twice, last vs. Georgetown (2/16/19)
RBI 1 vs. Fordham (2/16/19)
Walks 1 three times, last vs. Fordham (2/16/19)
Stolen Bases --
Batting Average (min. 3 AB) .667 twice, last vs. Georgetown (2/15/19)
Slugging Percentage (min. 3 AB) 1.000 vs. No. 18 Baylor (2/7/19)

Season Highlights

- Had first two career hits including a double against No. 18 Baylor (2/7)
- Had three putouts against No. 18 Baylor (2/9)
- Went 2 for 3 against Georgetown with one run (2/15)



Bridget Fleener • 13

5-6 • Sophomore • C • L/R • Camarillo, California • Camarillo HS

Career Stats

Season	GP	GS	AB	R	H	2B	3B	HR	RBI	BB	SO	SB	CS	SF	SH	HBP	AVG	SLG	OBP	PO	A	E	FLD
2018	48	42	119	14	45	7	2	4	30	10	12	1	0	1	4	4	.378	.571	.440	1	0	0	1.000
2019	7	3	11	2	2	1	0	1	2	3	2	0	0	0	0	0	.182	.545	.357	0	0	0	0
TOTALS:	55	46	130	16	47	8	2	5	32	13	14	1	0	1	4	4	.362	.569	.432	1	0	0	1

Notable

- 2018 WCC Freshman of the Year
- 2018 All-WCC First Team
- Four-year starter on varsity
- Named ACHS Offensive Player of the Year in 2014, 2015 and 2016
- Plans to major in exercise science

Records

SEASON HIGHS

- At Bats** 3 vs. Mizzou (2/21)
- Runs** 2 vs. Mizzou (2/21)
- Hits** 1 twice, last vs. UCSB (2/23)
- RBI** 1 twice, last vs. UCSB (2/23)
- Walks** 1 three times, last vs. SJSU (3/1)
- Stolen Bases** --
- Batting Average (min. 3 AB)** .333 vs. Mizzou (2/23)
- Slugging Percentage (min. 3 AB)** 1.330 vs. Mizzou (2/23)

CAREER HIGHS

- At Bats** 5 vs. LSU (3/22/18)
- Runs** 2 twice, last vs. Mizzou (2/21/19)
- Hits** 2 nine times times, last @ SD (5/5/18)
- RBI** 3 at Utah (4/18/18)
- Walks** 1 eight times, last vs. SJSU (3/1/19)
- Stolen Bases** 1 vs. SMC (4/28/18)
- Batting Average (min. 3 AB)** .750 at Utah (4/18/18)
- Slugging Percentage (min. 3 AB)** 1.25 vs. Hawai'i (2/15/18)

Season Highlights

- Drew one walk against UTEP (2/16)
- Hit first homer of the season against Mizzou, while also recording two runs and one RBI (2/21)
- Doubled against UCSB and recorded on RBI (2/23)



Brooke Hill • 16

6-0 • Freshman • 1B • R/R • Lexington, Kentucky • Paul Laurence Dunbar HS

Career Stats

Season	GP	GS	AB	R	H	2B	3B	HR	RBI	BB	SO	SB	CS	SF	SH	HBP	AVG	SLG	OBP	PO	A	E	FLD
2019	0	0	0	0	0	0	0	0	0	0	0	0	0	0	0	0	.000	.000	.000	0	0	0	.000
CAREER	0	0	0	0	0	0	0	0	0	0	0	0	0	0	0	0	.000	.000	.000	0	0	0	.000

Notable

- Her mom was All-American softball player at Arizona and her dad played football at Iowa Wesleyan
- Her grandpa Bruce Dalton was a pitcher for the BYU baseball team and also wore No. 16
- Set the Dunbar High School record for home runs with 35
- Named Dunbar High School Student Athlete of the Year in 2018

Records

SEASON HIGHS

- At Bats** --
- Runs** --
- Hits** --
- RBI** --
- Walks** --
- Stolen Bases** --
- Batting Average (min. 3 AB)** --
- Slugging Percentage (min. 3 AB)** --

CAREER HIGHS

- At Bats** --
- Runs** --
- Hits** --
- RBI** --
- Walks** --
- Stolen Bases** --
- Batting Average (min. 3 AB)** --
- Slugging Percentage (min. 3 AB)** --

Season Highlights

- Played in first BYU game at left field against UTEP



Erin Miklus • 17

5-2 • Sophomore • 2B • L/R • Altoona, Iowa • Southeast Polk HS

Career Stats

Season	GP	GS	AB	R	H	2B	3B	HR	RBI	BB	SO	SB	CS	SF	SH	HBP	AVG	SLG	OBP	PO	A	E	FLD
2018	36	3	14	19	4	2	0	0	3	3	5	2	0	0	0	0	.286	.429	.412	5	7	0	1.000
2019	13	9	26	5	5	1	0	0	2	5	6	1	1	0	1	0	.192	.231	.323	15	27	1	0.980
TOTALS:	49	12	40	24	9	3	0	0	5	8	11	3	1	0	1	0	.225	.300	.354	20	34	1	.982

Notable

- 2017 Iowa GSCA All-State First Team as a senior
- Two of her brothers wrestle for Mizzou
- Has cousins that played softball at Drake, Iowa and Hartburg College
- National Honor Society
- All-Academic Award
- Plans to study psychology

Records

SEASON HIGHS

- At Bats** 4 vs. Fordham (2/16)
- Runs** 3 vs. UTEP (2/16)
- Hits** 3 vs. UTEP (2/16)
- RBI** 2 vs. UTEP (2/16)
- Walks** 1 five times, last vs. Nebraska (2/21)
- Stolen Bases** 1 vs. No. 18 Baylor (2/7)
- Batting Average (min. 3 AB)** 1.000 vs. UTEP (2/16)
- Slugging Percentage (min. 3 AB)** 1.33 vs. UTEP (2/16)

CAREER HIGHS

- At Bats** 4 vs. Fordham (2/16)
- Runs** 3 vs. UTEP (2/16)
- Hits** 3 vs. UTEP (2/16)
- RBI** 2 twice, last vs. UTEP (2/16/19)
- Walks** 1 seven times, last vs. Nebraska (2/21/19)
- Stolen Bases** 1 three times, last vs. No. 18 Baylor (2/7/19)
- Batting Average (min. 3 AB)** 1.000 vs. UTEP (2/16)
- Slugging Percentage (min. 3 AB)** 1.33 vs. UTEP (2/16)

Season Highlights

- Stole a base against No. 18 Baylor (2/7)
- Went a perfect 3 for 3 against UTEP with three runs and two RBI and a 1.33 slugging percentage (2/16)
- Hit first career double against UTEP
- Tallied one run against FGCU as a pinch runner (3/1)



Autumn Moffat • 20

5-10 • Sophomore • P, 1B • R/R • Eagle, Idaho • Eagle HS
Career Stats

Season	GP	GS	W	L	CG	SHO	SV	IP	H	R	ER	BB	SO	2B	3B	HR	AB	HBP	AVG	ERA
2018	31	16	9	8	7	2	1	104.2	119	69	52	40	75	11	2	12	434	12	.274	3.48
2019	9	6	3	4	3	0	0	36.0	28	15	9	19	32	6	0	1	137	1	.204	1.75
TOTALS:	40	22	12	12	10	2	1	140.2	147	84	61	59	107	17	2	13	571	13	.257	3.04

Notable

- 2018 All-WCC Second Team
- Her dad played football at BYU while her brother was a cheerleader here
- Three-time state champion pitcher
- Two-time 5A pitcher of the year
- Wants to study nursing

Records

SEASON HIGHS

Strikeouts 8 vs. UTEP (2/16)
ERA (min. 4 IP) 0.00 twice, last vs. San Diego State (2/28)
Innings Pitched 7.0 twice, last vs. Northwestern (2/22)
Opponent Batting Average (min. 4 IP) 0.043 vs. Georgetown (2/15)
Earned Runs (min. 4 IP) 0 twice, last vs. San Diego State (2/28)
Hits (min. 4 IP) 1 vs. Georgetown (2/15)
Walks (min. 4 IP) 1 vs. UTEP (2/16)
At Bats 27 vs. Northwestern (2/22)

CAREER HIGHS

Strikeouts 8 vs. UTEP (2/16/19)
ERA (min. 4 IP) 0.0 six times, last vs. San Diego State (2/28/19)
Innings Pitched 7.0 five times, last vs. Northwestern (2/22/19)
Opponent Batting Average (min. 4 IP) 0.043 vs. Georgetown (2/15/19)
Earned Runs (min. 4 IP) 0 six times, last vs. San Diego State (2/28/19)
Hits (min. 4 IP) 1 vs. Georgetown (2/15/19)
Walks (min. 4 IP) 0 four times, last @ SD (5/5/18)
At Bats 28 vs. UAPB (3/10/18)

Season Highlights

- Had three strikeouts against Liberty (2/8)
- Pitched a complete game against Georgetown
- Recorded only one hit with an opponent batting average of .043 against Georgetown (2/15)
- Career-high strike outs and no earned runs against UTEP (2/16)
- Named WCC Pitcher of the Week (2/19)
- Allowed no earned runs against San Diego State in 6.1 innings pitched (2/18)
- Made first career on-base appearance against FGCU (3/1)



Libby Sugg • 21

5-7 • Senior • C • R/R • Franklin, Tennessee • Franklin HS
Career Stats

Season	GP	GS	AB	R	H	2B	3B	HR	RBI	BB	SO	SB	CS	SF	SH	HBP	AVG	SLG	OBP	PO	A	E	FLD
2016	57	57	163	30	52	10	1	18	58	37	33	0	1	1	0	1	.319	.724	.446	288	15	4	.987
2017	58	57	163	30	58	12	0	13	56	18	22	4	0	4	5	2	.356	.669	.417	315	16	2	.994
2018	58	58	157	32	65	13	0	11	67	33	16	2	0	6	3	0	.414	.707	.276	27	9	9	.970
2019	15	13	34	5	6	2	0	1	9	5	7	0	0	3	1	1	.176	.324	.279	58	5	1	.980
TOTALS:	188	185	517	97	181	37	1	43	190	93	78	6	1	14	9	4	.350	.675	.443	937	63	16	.984

Notable

- Two-time team captain
- 2018 All-WCC First Team
- 2018 WCC All-Academic Team
- Named to 2018 USA Softball College Player of the Year Watch List
- 2017 NFCA All-Pacific Region First Team
- 2017 All-WCC Second Team
- Won two ASA/USA National Championships with Tennessee Fury 97
- Hit a grand slam against Saint Mary's in 2016

Records

SEASON HIGHS

At Bats 3 eight times, last vs. SJSU (2/28)
Runs 3 vs. UTEP (2/16)
Hits 2 twice, last vs. Fordham (2/16)
RBI 5 vs. UTEP (2/16)
Walks 1 five times, last vs. Nebraska
Stolen Bases --
Batting Average (min. 3 AB) .667 twice, last vs. Fordham (2/16)
Slugging Percentage (min. 3 AB) 2.00 vs. UTEP (2/16)

CAREER HIGHS

At Bats 4 32 times, last vs. Santa Clara (4/6/18)
Runs 3 twice, last vs. UTEP (2/16/19)
Hits 3 five times, last vs. New Mexico (2/16/18)
RBI 5 three times, last vs. UTEP
Walks 3 vs. Santa Clara (5/7/16)
Stolen Bases 1 five times, last vs PSU (3/2/18)
Batting Average (min. 3 AB) 1.000 six times, last @ SUU (4/30)
Slugging Percentage (min. 3 AB) 2.667 twice, last vs. NDSU (3/30/18)

Season Highlights

- Had one RBI against North Carolina (2/9)
- Tallied five putouts and two assists against Liberty (2/8)
- Went 2 for 3 with three runs including a homer and five RBI against UTEP (2/16)
- Recorded a .667 batting average and two runs against Fordham (2/16)
- Doubled against Nebraska (2/21)
- Had five putouts against SJSU (3/1)



Olivia Sanchez • 24

5-7 • Senior • P, 1B • R/R • Murrieta, California • Murrieta Valley HS
Career Stats

Season (Pitcher)	GP	GS	W	L	CG	SHO	SV	IP	H	R	ER	BB	SO	2B	3B	HR	AB	HBP	AVG	ERA
2016	23	14	7	8	5	2	0	91	107	61	44	40	49	27	1	11	370	7	.289	3.38
2017	7	0	0	0	0	0	0	9	12	11	10	4	1	1	0	3	40	0	.300	7.78
CAREER	55	28	7	9	5	2	0	111.2	138	91	72	53	54	33	2	19	462	10	.299	4.51

Season (Batting)	GP	GS	AB	R	H	2B	3B	HR	RBI	BB	SO	SB	CS	SF	SH	HBP	AVG	SLG	OBP	PO	A	E	FLD
2018	23	13	37	4	8	1	0	1	6	1	2	0	0	1	1	3	0.216	0.324	0.286	66	4	2	0.97
2019	11	10	28	2	9	1	0	2	10	1	3	0	0	1	0	2	.321	.571	.375	70	1	1	.990
TOTALS:	64	37	68	6	17	2	0	3	16	2	7	0	0	2	1	12	.250	.412	.369	141	15	4	.975

Notable

- Cousin of former BYU softball outfielder Monica Gonzales (2006-09)
- High school team was back-to-back league champions in 2013 and 2014
- Scholar athlete in 2012, 2013, 2015
- Southwestern League MVP in 2013 and 2015

Records

SEASON HIGHS

At Bats 4 twice, last vs. Nebraska (2/21)
Runs 2 vs. UTEP (2/16)
Hits 3 twice vs. UTEP (2/16)
RBI 6 vs. UTEP (2/16)
Walks 1 vs. No. 18 Baylor (2/7)
Stolen Bases --
Batting Average (min. 3 AB) .750 vs. UTEP (2/16)
Slugging Percentage (min. 3 AB) 2.25 vs. UTEP (2/16)

CAREER HIGHS

At Bats 4 twice, last vs. Nebraska (2/21)
Runs 2 vs. UTEP (2/16)
Hits 3 twice vs. UTEP (2/16)
RBI 6 vs. UTEP (2/16)
Walks 1 vs. No. 18 Baylor (2/7)
Stolen Bases --
Batting Average (min. 3 AB) .750 vs. UTEP (2/16)
Slugging Percentage (min. 3 AB) 2.25 vs. UTEP (2/16)

Season Highlights

- Recorded first RBI of the season against No. 18 Baylor (2/7)
- Hit a grand slam against UTEP as well as another homer, six RBI and two runs while going 3 for 4 at the plate (2/16)
- Doubled against Fordham while going 2 for 3 at the plate with two RBI (2/16)
- Had nine putouts against No. 4 Oklahoma (2/22)



Lexi Tarrow • 26

5-8 • Senior • OF • L/R • Olympia, Washington • A.G. West Black Hills HS

Career Stats

Season	GP	GS	AB	R	H	2B	3B	HR	RBI	BB	SO	SB	CS	SF	SH	HBP	AVG	SLG	OBP	PO	A	E	FLD
2016	42	31	89	22	23	3	1	0	6	7	20	5	0	0	3	2	.258	.315	.327	12	2	1	.933
2017	57	56	157	42	62	4	3	3	30	29	30	7	2	0	3	2	.395	.516	.495	18	1	0	1.000
2018	57	56	171	42	59	9	1	4	34	26	37	18	1	1	3	2	.345	.480	.435	51	4	3	.950
2019	14	12	34	4	5	0	0	0	4	3	6	1	0	0	1	1	.147	.147	.237	13	1	0	1.00
TOTALS:	170	155	451	110	149	16	5	7	74	65	93	31	3	1	10	7	.330	.435	.422	94	8	4	.962

Notable

- Full name is Lexi
- 2018 All-WCC First Team
- 2017 All-WCC Honorable Mention
- Two-time WCC Player of the Week

Records

SEASON HIGHS

At Bats 4 three times, last vs. Nebraska (2/21)

Runs 1 four times, last vs. Mizzou (2/21)

Hits 2 vs. Fordham (2/16)

RBI 2 vs. Fordham (2/16)

Walks 2 vs. Georgetown (2/15)

Stolen Bases 1 vs. Georgetown (2/15)

Batting Average (min. 3 AB) .250 vs. Nebraska (2/22)

Slugging Percentage (min. 3 AB) .250 vs. Nebraska (2/22)

CAREER HIGHS

At Bats 5 twice, last SD (5/4/18)

Runs 3 vs. UVU (4/26/17)

Hits 4 vs. UVU (4/26/17)

RBI 3 seven times, last vs. SUU (3/16)

Walks 3 vs. Alabama (3/2/18)

Stolen Bases 2 three times, last vs. ECU (3/9)

Batting Average (min. 3 AB) 1.000 vs. PSU (3/2/18)

Slugging Percentage (min. 3 AB) 2.000 twice, last vs. PSU (3/2)

Season Highlights

- Had one RBI against North Carolina (2/9)
- Went 2 for 2 against Fordham with two RBI (2/16)



Allie Hancock • 27

5-10 • Senior • 1B • R/R • Gilbert, Arizona • Basha HS

Career Stats

Season	GP	GS	AB	R	H	2B	3B	HR	RBI	BB	SO	SB	CS	SF	SH	HBP	AVG	SLG	OBP	PO	A	E	FLD
2016	18	2	10	6	1	0	0	0	1	3	4	3	0	0	0	0	.100	.100	.308	3	0	0	1.000
2017	20	7	18	2	2	0	0	1	3	4	5	1	1	1	0	4	.111	.278	.370	6	1	0	1.000
2018	49	24	58	9	9	1	1	3	8	10	19	4	0	0	1	5	.155	.362	.329	189	7	3	.980
2019	10	5	15	2	1	0	0	1	1	1	7	0	0	0	0	2	.067	.267	.222	50	2	0	1.00
TOTALS:	97	38	101	19	13	1	1	5	13	18	35	8	1	1	1	11	.129	.307	.321	248	10	3	.989

Notable

- Hit first career home run vs. Nevada
- Set the home run record at Basha HS in 2015 with 14 home runs (3rd in state)
- 2015 District Player of the Year
- Division I state runner-up in 2012
- Won back-to-back national titles in 2012 and 2013 with the Lady Cats

Records

SEASON HIGHS

At Bats 4 vs. Georgetown (2/15)

Runs 1 twice last vs. Nebraska (2/21)

Hits 1 vs. No. 9 South Carolina (2/7)

RBI 1 vs. No. 9 South Carolina (2/7)

Walks 1 vs. North Carolina

Stolen Bases --

Batting Average (min. 3 AB) --

Slugging Percentage (min. 3 AB) --

CAREER HIGHS

At Bats 4 five times, last vs. Georgetown (2/15/19)

Runs 2 vs. Hawai'i (2/15/18)

Hits 2 vs. Hawai'i (2/15/18)

RBI 2 twice, last vs. Stanford (2/8/18)

Walks 2 twice, last vs. FIU (2/16/18)

Stolen Bases 2 vs. Robert Morris (2/20/16)

Batting Average (min. 3 AB) .500 vs. Hawai'i (2/15)

Slugging Percentage (min. 3 AB) 1.25 vs. Hawai'i (2/15)

Season Highlights

- Hit a two-run homer in the season opener against No. 9 South Carolina (2/9)
- Recorded one run against Nebraska (2/21)



Kerisa Viramontes • 33

5-5 • Junior • P • R/R • Norco, California • Norco HS

Career Stats

Season	GP	GS	W	L	CG	SHO	SV	IP	H	R	ER	BB	SO	2B	3B	HR	AB	HBP	AVG	ERA
2017	11	4	2	2	1	1	0	21.1	28	18	17	8	13	3	0	2	88	3	.318	7.25
2018	36	27	19	6	14	3	1	155.2	143	59	47	71	124	17	0	15	589	6	.243	2.11
2019	10	5	2	2	2	1	1	29.1	24	16	13	10	12	2	0	5	110	1	.218	3.10
TOTALS:	57	36	23	10	17	5	2	206.1	195	93	77	89	149	22	0	22	787	10	.248	2.61

Notable

- 2018 WCC Co-Pitcher of the Year
- 2018 All-WCC Second Team selection
- Threw a no-hitter in her collegiate debut vs. Nevada
- First freshman to start the CIF Southern Section Division I Title game since 2006
- All-Inland First Team as a freshman

Records

SEASON HIGHS

Strikeouts 4 vs. Mizzou (2/21)

ERA (min. 4 IP) 0.00 vs. FGCU (3/1)

Innings Pitched 7.0 twice vs. FGCU (3/1)

Opponent Batting Average (min. 4 IP) .045 vs. FGCU (3/1)

Earned Runs (min. 4 IP) 0 vs. FGCU (3/1)

Hits (min. 4 IP) 1 vs. FGCU (3/1)

Walks (min. 4 IP) 0 vs. FGCU (3/1)

At Bats (min. 4 IP) 27 vs. Mizzou (2/21)

CAREER HIGHS

Strikeouts 11 twice, last vs. James Madison (3/10/18)

ERA (min. 4 IP) .00 six times, last vs. FGCU (3/1/19)

Innings Pitched 11.1 at LSU (3/22/18)

Opponent Batting Average (min. 4 IP) .000 vs. Nevada (2/17/17)

Earned Runs 0 eight times, last vs. FGCU (FGCU 3/1)

Hits (min. 4 IP) 0 twice, last vs. FGCU (3/1/19)

Walks (min. 4 IP) 0 vs. FGCU (3/1/19)

At Bats (min. 4 IP) 38 at LSU (3/22/18)

Season Highlights

- Had two strikeouts against North Carolina (2/9)
- Pitched a complete game against Mizzou recording four strikeouts (2/21)
- Pitched a one-hit shutout against Florida Gulf Coast in a complete game allowing no walks
- Named WCC Pitcher of the Week (3/4)



Martha Epenesa • 55

5-9 • Rs. Freshman • 3B • R/R • Moreno Valley, California • Valley View HS

Career Stats

Season	GP	GS	AB	R	H	2B	3B	HR	RBI	BB	SO	SB	CS	SF	SH	HBP	AVG	SLG	OBP	PO	A	E	FLD
2019	8	2	8	2	0	0	0	0	0	2	3	0	0	0	0	1	0.000	0.000	.273	3	2	0	1.00
TOTALS:	8	2	8	2	0	0	0	0	0	2	3	0	0	0	0	1	0	0	.273	3	2	0	1

Notable

- Played for California Cruisers (18 gold)
- High school team took first in the 2016 Valley View Inland Championship League and qualified for CIF playoffs
- Also a standout high school volleyball player and was the All-CIF MVP in 2016

Records

SEASON HIGHS

At Bats 3 twice, last vs. FGCU (3/1)
Runs 1 twice last vs. UTEP (2/16)
Hits --
RBI --
Walks 1 twice, last vs. UTEP (2/16)
Stolen Bases --
Batting Average (min. 3 AB) --
Slugging Percentage (min. 3 AB) --

CAREER HIGHS

At Bats 3 twice, last vs. FGCU (3/1/19)
Runs 1 twice last vs. UTEP (2/16)
Hits --
RBI --
Walks 1 twice, last vs. UTEP (2/16)
Stolen Bases --
Batting Average (min. 3 AB) --
Slugging Percentage (min. 3 AB) --

Season Highlights

- Scored one run as a pinch runner against No. 9 South Carolina (2/7)



Reggie Kanagawa • 77

6-2 • Freshman • P, 1B • R/R • Blue Springs, Missouri • Blue Springs HS

Career Stats

Season	GP	GS	W	L	CG	SHO	SV	IP	H	R	ER	BB	SO	2B	3B	HR	AB	HBP	AVG	ERA
2019	0	0	0	0	0	0	0	0	0	0	0	0	0	0	0	0	0	0	0	0
CAREER	0	0	0	0	0	0	0	0	0	0	0	0	0	0	0	0	0	0	0	0

Notable

- Named All-Conference, All-District, All-Region and All-Area in high school
- All-State Pitcher in 2016
- Named an All-American sophomore and senior season in high school

Records

SEASON HIGHS

At Bats --
Runs --
Hits --
RBI --
Walks --
Stolen Bases --
Batting Average (min. 3 AB) --
Slugging Percentage (min. 3 AB) --

CAREER HIGHS

At Bats --
Runs --
Hits --
RBI --
Walks --
Stolen Bases --
Batting Average (min. 3 AB) --
Slugging Percentage (min. 3 AB) --

Season Highlights

- Redshirting the 2019 season



Aubrielle Paulson • 99

5-4 • Freshman • OF • L/R • Payson, Arizona • Payson HS

Career Stats

Season	GP	GS	AB	R	H	2B	3B	HR	RBI	BB	SO	SB	CS	SF	SH	HBP	AVG	SLG	OBP	PO	A	E	FLD
2019	7	0	0	4	0	0	0	0	0	3	0	0	0	0	0	0	0	0	1.000	0	0	0	0
TOTALS:	7	0	0	4	0	0	0	0	0	3	0	0	0	0	0	0	0	0	1	0	0	0	0

Notable

- Sister Arissa currently plays softball at BYU
- All-Valley Softball Team in 2017 and 2018
- Named to the 2018 PGF Mountain All-American Team

Records

SEASON HIGHS

At Bats --
Runs 1 four times, last vs. Fordham (2/16)
Hits --
RBI --
Walks 2 vs. UTEP (2/16)
Stolen Bases --
Batting Average (min. 3 AB) --
Slugging Percentage (min. 3 AB) --

CAREER HIGHS

At Bats --
Runs 1 four times, last vs. Fordham (2/16/19)
Hits --
RBI --
Walks 2 vs. UTEP (2/16/19)
Stolen Bases --
Batting Average (min. 3 AB) --
Slugging Percentage (min. 3 AB) --

Season Highlights

- Scored first career run as a pinch runner against No. 18 Baylor (2/7)

Individual Game Records

At Bats

No.	Name	Date
8	Kate Walker vs. Colorado State	04/05/02
7	Brooke Cadiente vs. Colorado State	04/05/02
7	Lauren Watson-Perry vs. Colorado State	04/05/02
6	Gordy Bravo at San Diego	05/13/16
6	Lauren Bell at San Diego	05/13/16

Seven more players with 6

Hits

No.	Name	Date
5	Ashley Thompson vs. Pacific	04/10/15
5	Jessica Purcell-Fitu vs. Cal State Northridge	02/19/11
4	Lauren Bell vs. Sacramento State	03/11/17
4	Rylee Jensen vs. Nebraska	02/09/17
4	Ashley Thompson vs. Saint Mary's	04/22/16

29 more players with 4

Doubles

No.	Name	Date
3	Rylee Jensen vs. Nevada	02/17/17
3	Ashlee Robinson vs. Portland State	02/14/14
3	Katie Manuma vs. Seattle	02/13/14
3	JC Clayton vs. Utah	04/10/10
3	Jessica Purcell-Fitu vs. Sacramento State	03/19/09
3	Andrea Ramirez vs. DePaul	03/23/06

Home Runs

No.	Name	Date
3	Angeline Quiocho at UNLV	05/07/10

Two more players with 3

RBI

No.	Name	Date
8	Daniela Urincho-Snow at UVU	04/16/08
7	Katie Manuma vs. Seattle	02/13/14
7	Jessica Purcell-Fitu vs. UNLV	04/29/11
7	Jessica Purcell-Fitu at Utah	04/11/09
7	Jessica Purcell-Fitu vs. SUU	04/14/09
7	Ianeta Le'i vs. Utah	04/24/04
6	Ashley Thompson vs. Pacific	04/10/15

12 more players with 6

Walks

No.	Name	Date
6	Oli Keohohou vs. Utah	05/12/01
4	Jessica Dugas at UVU	05/02/12

Four more players with 4

Runs

No.	Name	Date
5	Daniela Urincho-Snow at UVU	04/16/08
4	Lauren Bell vs. Santa Clara	05/06/16
4	Lauren Bell vs. UC Santa Barbara	02/19/15

16 more players with 4

Stolen Bases

No.	Name	Date
4	JC Clayton vs. San Diego	03/23/13
3	Ashley Thompson vs. Miami (Ohio)	03/03/17
3	Krystle Chamberlain vs. New Mexico	04/16/05
3	Debbie Dodds vs. New Mexico	04/30/04
3	Lindsey Hodgen-Kelly at Utah State	03/21/01
2	Ashley Thompson vs. Mount St. Mary's	03/03/16

60 more players with 2

Strikeouts

No.	Name	Date
14	McKenna Bull vs. Wisconsin	02/12/16
14	McKenna Bull at Saint Mary's	04/03/15
14	McKenna Bull vs. Maryland	02/19/15
14	McKenna Bull vs. Valparaiso	03/14/14
14	Christina Gwyn-Trice vs. Campbell	05/16/08
14	Christina Gwyn-Trice vs. UNLV	04/26/08
14	Summer Tobias vs. New Mexico	05/13/05
13	Tori Almond vs. Seattle	02/08/13
13	Paige Affleck at Hawaii	03/17/11
13	Christina Gwyn-Trice vs. SUU	02/07/08

Innings Pitched

No.	Name	Date
16.0	Niki Andersen vs. Colorado	04/05/02
12.0	McKenna Bull at San Diego	05/13/16
12.0	Maryon DeWitt-Wallentine at Utah	05/06/00
10.0	Christie Zinanti vs. Ball State	03/14/09
10.0	Summer Tobias vs. New Mexico	05/13/05

No-Hitters

Name	Date
Kerisa Viramontes vs. Nevada	02/17/17
McKenna Bull vs. UC Santa Barbara	03/19/16
McKenna Bull vs. San Jose State	02/11/16

16 other no-hitters

Perfect Game

Name	Date
Hannah Howell vs. Loyola Marymount	04/13/13
Summer Tobias vs. UVU	03/30/05

Triple Plays

Name	Date
Coco Tauali'i/McKenzie St. Clair/Katie Manuma	02/20/14
Ashlee Robinson/Stacie Toney/Katie Manuma	05/17/12

Individual Single Season

Batting Average

No.	Name	Year
.458	Oli Keohohou	2001
.444	Gordy Bravo	2015
.435	Lacy Hofstedt	2015

At Bats

No.	Name	Year
206	Ianeta Le'i	2006
201	JC Clayton	2013
199	Cortney Nix Clark	2007

Runs

No.	Name	Year
76	Angeline Quiocho	2010
70	Oli Keohohou	2001
58	Oli Keohohou	2003

Hits

No.	Name	Year
85	Ianeta Le'i	2006
82	Jennifer Whiteley	2007
80	JC Clayton	2010

Home Runs

No.	Name	Year
28	Angeline Quiocho	2010
23	Jodi Norton	2007
21	Oli Keohohou	2001
20	Ianeta Le'i	2006
20	Oli Keohohou	2003
19	Andrea Ramirez	2010
18	Four players, most recently Libby Sugg	2016

RBI

No.	Name	Year
90	Angeline Quiocho	2010
88	Delaney Willard	2012
83	Jessica Purcell Fitu	2009
82	Ianeta Le'i	2006
66	Andrea Ramirez	2010
66	Daniela Urincho-Snow	2008
64	Jessica Purcell Fitu	2011
60	Oli Keohohou	2001
59	Jodi Norton	2007
58	Libby Sugg	2016

Stolen Bases

No.	Name	Year
25	Lacey Hofstedt	2013
25	Lacey Hofstedt	2015
20	Lindsey Hodgen Kelly	2001
20	Lindsey Hodgen Kelly	2000
17	JC Clayton	2013
16	Monica Gonzales	2008
15	Angeline Quiocho	2007
14	Lacey Hofstedt	2011
14	Liz Smith Vander Linden	2002
13	Five players, last Ashley Thompson	2015

Walks

No.	Name	Year
73	Oli Keohohou	2001
67	Oli Keohohou	2002
60	Oli Keohohou	2003
50	Ashlyn Russell	2006
45	Kristin Delahoussaye	2008
42	Kristin Delahoussaye	2011
37	Libby Sugg	2016
37	Ashley Thompson	2014

On-Base Percentage

No.	Name	Year
.636	Oli Keohohou	2001
.619	Oli Keohohou	2002
.609	Oli Keohohou	2003
.510	Gordy Bravo	2015
.506	Kristin Delahoussaye	2008
.505	Delaney Willard	2012
.498	Angeline Quiocho	2010
.490	Ashley Thompson	2016

Slugging Percentage

No.	Name	Year
1.016	Oli Keohohou	2003
.993	Oli Keohohou	2001
.956	Angeline Quiocho	2010
.891	Oli Keohohou	2002
.859	Delaney Willard	2012
.807	Jessica Purcell Fitu	2009
.786	Ianeta Le'i	2006
.776	Daniela Urincho Snow	2008
.766	Jodi Norton	2007
.733	Ashley Thompson	2016
.724	Libby Sugg	2016

Wins

No.	Name	Year
34	McKenna Bull	2015
32	Paige Affleck	2010
29	McKenna Bull	2017

Losses

No.	Name	Year
16	Maryon DeWitt Wallentine	2001
14	Hannah Howell	2013
14	Meghann Pricer	2000
13	McKenna Bull	2016

Complete Games

No.	Name	Year
31	McKenna Bull	2016
29	McKenna Bull	2015
24	Paige Affleck	2011

2017 Leader: 23, McKenna Bull

Shutouts

No.	Name	Year
11	McKenna Bull	2017
10	McKenna Bull	2016
8	McKenna Bull	2015
8	Summer Tobias	2008

Saves

No.	Name	Year
7	McKenna Bull	2014
4	Katie Manuma	2013
4	Hannah Howell	2010
4	Paige Affleck	2009
3	Four players, most recently McKenna Bull	2016

Innings Pitched

No.	Name	Year
263.2	McKenna Bull	2016
257.1	McKenna Bull	2015
247.1	Paige Affleck	2010

Strikeouts

No.	Name	Year
286	McKenna Bull	2016
256	McKenna Bull	2015
245	Christina Gwyn Trice	2008
234	Paige Affleck	2011
226	McKenna Bull	2017
222	Paige Affleck	2010
213	Paige Affleck	2009
207	Christie Zinanti	2009
206	McKenna Bull	2014

Individual Career Records

Batting Average

No.	Name	Years Played
.436	Oli Keohohou	2001-03
.398	JC Clayton	2010-13
.382	Angeline Quiocho	2007-10
.368	Gordy Bravo	2013-16

At Bats

No.	Name	Years Played
759	JC Clayton	2010-13
706	Kristin Delahoussaye	2008-11
704	Jessica Purcell Fitu	2008-11

Runs

No.	Name	Years Played
215	Angeline Quiocho	2007-10
198	Kristin Delahoussaye	2008-11
191	JC Clayton	2010-13

Hits

No.	Name	Years Played
302	JC Clayton	2010-13
265	Angeline Quiocho	2007-10
250	Jessica Purcell Fitu	2008-11

Doubles

No.	Name	Years Played
51	Andrea Ramirez	2006-10
45	Kristin Delahoussaye	2008-11
45	Ianeta Le'i	2003-06

Triples

No.	Name	Years Played
13	Jennifer Whiteley	2004-07
10	Lauren Watson Perry	2002-05
9	JC Clayton	2010-13

Home Runs

No.	Name	Years Played
66	Angeline Quiocho	2007-10
59	Oli Keohohou	2001-03
50	Jessica Purcell Fitu	2008-11

RBI

No.	Name	Years Played
235	Jessica Purcell Fitu	2008-11
206	Ianeta Le'i	2003-06
201	Angeline Quiocho	2007-10

Stolen Bases

No.	Name	Years Played
79	Lacey Hofstedt	2011-15
47	JC Clayton	2010-13
45	Angeline Quiocho	2007-10
43	Ashley Thompson	2014-17

Walks

No.	Name	Years Played
200	Oli Keohohou	2001-03
144	Kristin Delahoussaye	2008-11
121	Ashley Thompson	2014-17

On-Base Percentage

%	Name	Years Played
.622	Oli Keohohou	2001-03
.454	JC Clayton	2010-13
.454	Angeline Quiocho	2007-10

Slugging Percentage

%	Name	Years Played
.968	Oli Keohohou	2001-03
.747	Angeline Quiocho	2007-10
.654	Ianeta Le'i	2003-06

Wins

No.	Name	Years Played
106	McKenna Bull	2014-17
91	Paige Affleck	2008-11
63	Christie Zinanti	2007-10

Losses

No.	Name	Years Played
36	McKenna Bull	2014-17
34	Paige Affleck	2008-11
27	Christie Zinanti	2007-10

Complete Games

No.	Name	Years Played
93	McKenna Bull	2014-17
74	Paige Affleck	2008-11
43	Christie Zinanti	2007-10

Shutouts

No.	Name	Years Played
32	McKenna Bull	2014-17
20	Paige Affleck	2008-11
15	Christie Zinanti	2007-10

Saves

No.	Name	Years Played
13	McKenna Bull	2014-pres.
8	Hannah Howell	2010-13
7	Paige Affleck	2008-11

Innings Pitched

No.	Name	Years Played
894.0	McKenna Bull	2014-pres.
803.1	Paige Affleck	2008-11
572.2	Christie Zinanti	2007-10

Strikeouts

No.	Name	Years Played
974	McKenna Bull	2014-17
803	Paige Affleck	2008-11
524	Christie Zinanti	2007-10

Team Single Game

At Bats

No.	Game	Date
58	vs. Colorado State	04/05/02
44	at Utah	05/06/00
42	at San Diego	05/13/16
42	at Utah	04/24/04

Hits

No.	Game	Date
26	at Utah Valley	04/16/08
21	vs. Cal State Fullerton	02/20/10
21	Southern Utah	04/19/05
20	at Southern Utah	05/04/10
20	vs. Illinois	03/18/05

Doubles

No.	Game	Date
7	Southern Utah	04/05/16
7	at Sacramento State	03/19/09
6	at Southern Utah	03/25/08
6	at Utah	04/02/05
5	vs. Cal State Fullerton	02/20/10

Nine more with 5

Triples

No.	Game	Date
3	vs. Central Connecticut State	03/19/04
3	at UNLV	04/19/03
3	Utah State	03/15/03
3	vs. Northern Iowa	03/09/01
2	vs. Fresno State	03/18/16

20 more with 2

Home Runs

No.	Game	Date
10	at Utah Valley	04/16/08
5	Southern Utah	04/07/10

Four more with 5

Walks

No.	Game	Date
13	vs. Southern Utah	01/31/03
12	vs. Utah State	04/13/12
11	vs. Detroit Mercy	03/03/17

Three more games with 11

Runs

No.	Game	Date
22	at Utah Valley	04/16/08
21	vs. Utah Valley	02/04/05
20	at Southern Utah	05/04/10
20	vs. Texas Southern	03/25/08

Runs in a Single Inning

No.	Game	Date
12	at Southern Utah	03/25/08
11	vs. Saint Mary's	05/03/13
11	vs. Cal State Northridge	02/17/12
10	New Mexico	04/29/06
10	vs. Utah Valley	02/04/05
10	at San Diego	03/10/01
9	at UNLV	04/14/11

Five more games with 9

Stolen Bases

No.	Game	Date
7	at Santa Clara	03/24/00
6	vs. Robert Morris	02/20/16
6	at San Diego	03/23/13
5	vs. Southern Illinois	02/27/15

11 more games with 5

Strikeouts

No.	Game	Date
15	at Fresno State	03/05/09
14	vs. Wisconsin	02/11/16
14	at Saint Mary's	04/03/15
14	vs. Maryland	02/19/15
14	vs. Campbell	05/16/08
14	vs. UNLV	04/26/08
14	vs. New Mexico	05/13/05
13	at Utah Valley	04/06/13

Four more games with 13

Team Single Season

Batting Average

No.	Year
.338	2010
.328	2015
.325	2008
.320	2009
.315	2012

At Bats

No.	Year
1735	2006
1718	2008
1705	2007
1633	2010
1620	2012

Hits

No.	Year
558	2008
538	2006
534	2007
522	2010
515	2009

Home Runs

No.	Year
87	2007
84	2010
82	2008
68	2005
63	2006

RBI

No.	Year
385	2010
354	2004
345	2008
342	2006
327	2007

Total Bases

No.	Year
931	2008
913	2010
899	2007
812	2006
788	2005

Walks

No.	Year
235	2012
233	2006
225	2011
211	2003
209	2014

Runs

No.	Year
406	2010
375	2008
368	2006
360	2007
356	2011

Slugging Percentage

No.	Year
.559	2010
.542	2008
.527	2007
.510	2005
.507	2003

Stolen Bases

No.	Year
89	2013
76	2011
69	2008
67	2015
65	2017
59	2012

Strikeouts

No.	Year
488	2008
420	2009
386	2011
379	2014
365	2016

Bold: on this year's rosterMore records can be found at byucougars.com/home/softball.


2019 BYU SOFTBALL ROSTER



#1 • Brooke Vander Heide
Jr. • OF



#2 • Rylee Jensen
Jr. • OF



#3 • Marissa Chavez
So. • 2B/SS



#5 • Taylei Williams
So. • Utli./3B



#6 • Ashley Godfrey
Sr. • Utli./INF



#7 • Alyssa Podhurecak
Fr. • Utli./INF



#8 • Emilee Erickson
Rs. Jr. • 3B



#10 • Arissa Paulson
Rs. So. • P/1B



#11 • Morgan Bevell
So. • C



#13 • Bridget Fleener
So. • C




#16 • Brooke Hill
Fr. • 1B



#17 • Erin Miklus
Fr. • 2B



#20 • Autumn Moffat
So. • P



#21 • Libby Sugg
Sr. • C



#24 • Olivia Sanchez
Sr. • 1B/P



#26 • Lexi Tarrow
Sr. • OF



#27 • Allie Hancock
Sr. • 1B



#33 • Kerisa Viramontes
Jr. • P



#55 • Martha Epenesa
Rs. Fr. • 3B/INF



#77 • Reggie Kanagawa
Fr. • P/1B



#99 • Aubrielle Paulson
Fr. • OF

