



BYU BASKETBALL

Norma Bertoch, BYU Athletic Communications | O: (801) 422-4908 | C: (801) 372-0989 | norma_bertoch@byu.edu | www.byucougars.com

BYU 2017-18 SCHEDULE

| Date | Opponent | Time/Result | R & TV |
|-----------------|-------------------|-------------|---------|
| NOVEMBER | | | |
| Thu. 11/2 | Colo. Mesa (Exh) | W 86-68 | W.tv |
| Fri. 11/10 | Southern Utah | W 75-67OT | W.tv |
| Wed. 11/15 | @ Washington | L 72-80 | Pac-12 |
| Fri. 11/17 | @ East Washington | W 73-69 | Big Sky |
| Tue. 11/21 | Utah Valley Univ. | W 75-54 | BYUtv |
| Sat. 11/25 | Georgia | 2 p.m. | BYUtv |
| Thu. 11/30 | @ Northern Colo. | 7 p.m. | BYU R |
| DECEMBER | | | |
| Sat. 12/2 | @ Colorado State | 2 p.m. | BYU R |
| Wed. 12/6 | Utah State | 3 p.m. | BYUtv |
| Sat. 12/9 | Utah | 2 p.m. | BYUtv |
| Sat. 12/16 | @ Cal | 5 p.m. | BYU R |
| Fri. 12/22 | Montana State | 2 p.m. | BYUtv |
| Thu. 12/28 | @ Portland* | 7 p.m. | None |
| Sat. 12/30 | @ St. Mary's* | 2 p.m. | BYU R |
| JANUARY | | | |
| Thu. 1/4 | San Francisco* | 7 p.m. | BYUtv |
| Sat. 1/6 | Pacific* | 2 p.m. | BYUtv |
| Thu. 1/11 | @ Pepperdine* | 7 p.m. | TBA |
| Sat. 1/13 | Santa Clara* | 2 p.m. | BYUtv |
| Thu. 1/18 | @ LMU* | 12 p.m. | BYU R |
| Sat. 1/20 | @ San Diego* | 2 p.m. | BYU R |
| Thu. 1/25 | Saint Mary's* | 7 p.m. | BYUtv |
| Sat. 1/27 | @ Pacific* | 2 p.m. | BYU R |
| FEBRUARY | | | |
| Sat. 2/1 | LMU* | 7 p.m. | BYUtv |
| Sat. 2/3 | Gonzaga* | 2 p.m. | BYUtv |
| Thu. 2/8 | @ Santa Clara* | 7 p.m. | W.tv |
| Sat. 2/10 | @ San Francisco | 2 p.m. | W.tv |
| Thu. 2/15 | Pepperdine | 6 p.m. | BYUtv |
| Sat. 2/17 | San Diego | 12 p.m. | BYUtv |
| Thu. 2/22 | Portland | 7 p.m. | BYUtv |
| Sat. 2/24 | @ Gonzaga | 2 p.m. | BYU R |

All times local to site

Home games in bold

* indicates West Coast Conference game



GEORGIA (4-0)

Head Coach: Joni Taylor
 Career Record: .41-.25 (3rd)
 Record at UGA: Same



BYU (3-1)

Head Coach: Jeff Judkins
 Career Record: .354-.163 (17th)
 Record at BYU: Same

GAME INFORMATION

Live TV: BYUtv
 Dave McCann (PBP), Kristen Kozlowski (A)
 Live Video Stream: byutv.org
 Live Radio: byuradio.org & Sirius XM 143
 Live Stats: byucougars.com

SERIES HISTORY

Georgia leads: -2-0
 BYU at H/A/N: 0-0/0-1/0-1
 BYU under Judkins: -0-2
 Last Meeting: Georgia won 81-51, 11/16/16 in Athens

BYU STORY LINES

- BYU has scored at least 70 points in each game played & has had at least 2 players score in double figures
- The 2017-18 BYU roster is made up of 2 returning starters, 6 letterwinners and 8 newcomers (6 freshmen & 2 transfers)
- BYU has three foreign players on this year's squad: Sophomores Shalae Salmon (Porirua, New Zealand), Khaedin Taito (Hastings, New Zealand), freshman Maria Albiero (Londrina, Brazil)
- On the 2017-18 roster just five players return with significant playing experience (Devashrayee, Wayment, Chase, Salmon & Moody), the group averaged a minimum of 10 minutes of playing time & played in at least 26 of the 32 games
- BYU was picked to finish third in the 2018 West Coast Conference race as voted by the head coaches; Cassie Broadhead Devashrayee was named to the 10-member WCC Women's Basketball Preseason Team; She's the reigning WCC player of the Year; Her honor last year made it the fourth straight and fifth time overall that a BYU player received the league's highest honor
- BYU played at Washington on Nov. 15, one of three Pac-12 teams the Cougars will play in their nonconference schedule. BYU hosts Utah on Dec. 9 and plays at Cal on Dec. 16. The Cougars also host Georgia from the SEC

PROBABLE STARTERS - BASED ON LAST GAME



#20 | Cassie Broadhead Devashrayee
 Guard | 5-9 | Sr.
 Glenville, NY
 Scottia Glenville HS

| GP/GS | MPG | Pts | Reb | Ast | Stl | FG% | 3PT% | FT% |
|-------|------|------|-----|-----|-----|------|------|------|
| 4/4 | 39.8 | 20.8 | 4.3 | 5.3 | 2.3 | .407 | .379 | .774 |

Last Game: Scored 11 points ... 6 rebounds ... 2 blocks, one steal and game- and career-high 12 assists ... shot 2 of 2 from the free throw line ... first double-double of career
Notes: 39th double-digit performance in scoring with 11 ... points leader with 20.8 ppg ... assist leader with 5.3 average & has scored in double digits in all games to date



#1 | Brenna Chase
 Guard | 5-9 | So.
 Thornton, CO
 Broomfield HS

| GP/GS | MPG | Pts | Reb | Ast | Stl | FG% | 3PT% | FT% |
|-------|------|------|-----|-----|-----|------|------|------|
| 4/4 | 32.0 | 13.8 | 1.5 | 1.8 | 3.0 | .396 | .333 | .778 |


Last Game: 4th straight game with double digit points with 16 ... went 4 of 9 from 3-point range ... shot 6 of 11 from the field ... 2 rebounds, 1 assist, 1 steal
Notes: ties for second leading scorer with 13.8 ppg ... leads the team in steals with a total of 12 for a 3.0 average



#10 | Malia Nawahine
 G | 5-10 | Gr.
 Springville, UT
 Springville HS/Utah

| GP/GS | MPG | Pts | Reb | Ast | Stl | FG% | 3PT% | FT% |
|-------|------|------|-----|-----|-----|------|------|------|
| 4/4 | 35.8 | 13.8 | 4.5 | 2.8 | 1.3 | .452 | .400 | .778 |

Last Game: Game-high 21 points ... grabbed 3 rebounds ... 3 assists ... went 8 of 13 from the field and 5 of 9 from 3-point land
Notes: Ties for second leading scorer with 13.8 ppg ... second in assists with 2.8 average ... second in rebounds with 4.5 average



#4 | Amanda Wayment
 F | 6-1 | Sr.
 Ogden, UT
 Fremont HS

| GP/GS | MPG | Pts | Reb | Ast | Stl | FG% | 3PT% | FT% |
|-------|------|-----|-----|-----|------|------|------|------|
| 4/4 | 13.5 | 2.5 | 3.0 | 1.3 | 0.50 | .182 | .000 | .750 |

Last Game: Two points ... two rebounds ... dished out a career-high 4 assists ... recorded one block and one steal ... played 16 minutes
Notes: Averages 2.5 points and 3.0 rebounds per game ... averages nearly 14 minutes of playing time



#3 | Shalae Salmon
 Center | 6-3 | So.
 Porirua, NZ |
 Wellington Girls
 College HS

| GP/GS | MPG | Pts | Reb | Ast | Stl | FG% | 3PT% | FT% |
|-------|------|-----|------|-----|-----|------|------|------|
| 4/4 | 31.8 | 9.3 | 12.8 | 2.0 | 1.5 | .581 | .000 | .200 |

Last Game: Fourth-straight game as rebound leader after pulling down 8 boards ... scored in double figures for second time this year with 10 points ... 2 blocks
Notes: 13th career start, fourth straight ... leads the team in rebounds with 12.8 average ... ranks 4th in scoring with 9.3 ppg ... tops the leaderboard in blocks with 2.3 average

BYU OFF THE BENCH,

| No. | Name | Pos. | Ht. | Yr. | Pts. | Reb. | Hometown | Last Game |
|-----|-------------------|------|------|-----|------|------|--------------------|------------------------------------|
| 05 | Maria Albiero | G | 5-7 | Fr. | 1.3 | 0.5 | Lodrina, Brazil | 11 mins., 1 reb., 1 ast., 1 stl. |
| 11 | Liz Eaton | G | 5-9 | So. | 6.3 | 3.0 | Mapleton, UT | Played 14 mins., 4 pts., 3 rbs. |
| 13 | Paisley Johnson | G | 5-10 | Fr. | 4.3 | 2.5 | Everett, WA | Season-best 7 pts., 2 rbs., 1 ast. |
| 15 | Malli Valgardson | F | 6-5 | Fr. | -- | -- | Pleasant Grove, UT | DNP |
| 21 | Khaedin Taito | G | 5-11 | So. | -- | -- | Hastings, NZ | DNP |
| 22 | Sara Hamson | C | 6-7 | Fr. | 1.3 | 3.0 | Lindon, UT | Game-high 5 blocks, 4 pts., 6 rbs. |
| 23 | Abby Mangum | F | 6-0 | Fr. | -- | -- | Eagle, ID | DNP |
| 24 | Ashley Beckstrand | G | 5-8 | Fr. | -- | -- | St. George, UT | DNP |
| 33 | Jasmine Moody | F | 6-2 | Jr. | 1.0 | 2.0 | Honolulu, HI | Played 8 minutes, had one rebound |
| 43 | Haley B. Rydalch | C | 6-3 | Jr. | -- | -- | St. George, UT | DNP |
| 50 | MaCaYla Hanks | C | 6-4 | Jr. | -- | -- | Millville, UT | DNP |

2017-18 QUICK FACTS

UNIVERSITY

Location Provo, Utah 84602
 Elevation 4,553 feet
 Enrollment 29,672
 Founded October 15, 1875
 Owned LDS Church
 Nickname Cougars
 Mascot Cosmo the Cougar
 Colors Dark Blue and White
 Arena/Seating Marriott Center/19,000
 BYU President Kevin J Worthen (BYU, 1982)
 Athletics Director Tom Holmoe (BYU, 1983)
 SWA Liz Darger

TEAM

Head Coach Jeff Judkins (Utah, 1978)
 Seasons Entering 17th
 Current Career Record 352-163
 Record at BYU Same
 Associate Head Coach Dan Nielson
 Assistant Coach Ray Stewart
 Assistant Coach Ashley Garfield
2017-18 Record 3-1
 2016-17 Record 20-12
 2016-17 WCC Record/Finish 13-5/2ndT
 2017 Postseason WNIT First Round
 Letterwinners Returning/Lost 6/2
 Starters Returning/Lost 3/2
 Newcomers 8

ATHLETIC COMMUNICATIONS

Womens' Basketball Main Contact Norma Bertoch
 Office 801-422-4908
 Cell 801-372-0989
 Email norma_bertoch@byu.edu
 Assistant WBKB Contact Alexa Anderson
 Cell 801-420-6691
 Email golf_sid@byu.edu
 Media Relations Main Office 801-422-8948
 Marriott Center Press Row 801-422-3675
 Website www.byucougars.com
 Facebook facebook.com/byuwomensbasketball
 Twitter twitter.com/byuwbb
 Address 30 Smith Fieldhouse, Provo, UT 84602

2017-18 NUMERICAL ROSTER

| No. | Name | Pos. | Ht. | Cl. | Exp. | Hometown/Previous School |
|-----|------------------------------|------|------|--------|------|---------------------------------------|
| 01 | Brenna Chase | G | 5-9 | So. | 1V | Thornton, Colo./Broomfield HS |
| 03 | Shalae Salmon | C | 6-3 | So. | 1V | Porirua, NZ/Wellington Girls Co. HS |
| 04 | Amanda Wayment | F | 6-1 | Sr. | 3V | Ogden, Utah/Fremont HS |
| 05 | Maria Albiero | G | 5-8 | Fr. | HS | Londrina, Brazil/Neuse Christian A. |
| 10 | Malia Nawahine | G | 5-10 | Gr. | 4V | Springville, Utah/Univ. of Utah |
| 11 | Liz Eaton | G | 5-9 | So. | 1V | Mapleton, Utah/MapleMountain HS |
| 13 | Paisley Johnson | G | 5-9 | Fr. | HS | Everett, WA/Glacier Peak HS |
| 15 | Malli Valgardson | F | 6-5 | Fr. | HS | Pleasant Grove, UT/Pleasant G. HS |
| 20 | Cassie Broadhead Devashrayee | G | 5-9 | Sr. | 3V | Glenville, N.Y./Scotia Glenville HS |
| 21 | Khaedin Taito | G | 5-11 | So./TR | 1V | Hastings, NZ/PalmBeachC.HS/ USC |
| 22 | Sara Hamson | C | 6-7 | Fr. | HS | Lindon, Utah/Pleasant Grove HS |
| 23 | Abby Mangum | F | 6-0 | Fr. | HS | Eagle, Idaho/Eagle HS |
| 24 | Ashley Beckstrand | G | 5-7 | Fr. | HS | St. George, UT/Desert Hills HS |
| 33 | Jasmine Moody | F | 6-2 | Jr. | 2V | Honolulu, HI/Radford HS |
| 43 | Haley Rydalch | F/C | 6-3 | Jr. | 2V | St. George, UT/Desert Hills HS/Purdue |
| 50 | MaCayla Hanks Longson | C | 6-4 | Jr. | 2V | Millville, Utah/Mountain Crest HS |

Head Coach: Jeff Judkins (Utah, 1978) 17th season
Associate Had Coach: Dan Nielson (BYU, 2006)
Assistant Coaches: Ray Stewart (UVU, 2000), Ashley Garfield (BYU 2015)
Director of Basketball Operations: Kim Parker
Athletic Trainer: Jeff Hurst **Team Manager:** Jordan Weight

ROSTER BREAKDOWN

| Starters Returning: (2) | | | | | |
|----------------------------------|--------|----------|----------|---------|--|
| #20 Cassie Broadhead Devashrayee | Sr. | 17.8 ppg | 4.2 rpg | 4.3 apg | |
| #33 Jasmine Moody | Jr. | 2.3 ppg | 2.0 rpg | .12 bpg | |
| Starters Lost: (3) | | | | | |
| #23 Makenzi Pulsipher | Sr. | 13.5 ppg | 3.4 rpg | 2.1 apg | |
| #32 Kalani Purcell | Sr. | 12.7 ppg | 10.5 rpg | 4.9 apg | |
| #22 Kristine Nielson | Sr. | 7.4 ppg | 2.8 rpg | .82 apg | |
| Lettwinners Returning: (6) | | | | | |
| #04 Amanda Wayment | Sr. | 4.1 ppg | 3.1 rpg | .28 apg | |
| #01 Brenna Chase | So. | 3.8 ppg | 0.7 rpg | 1.3 apg | |
| #03 Shalae Salmon | So. | 2.0 ppg | 2.0 rpg | .56 bpg | |
| #50 MaCayla Hanks Longson | Jr. | 1.7 ppg | 1.3 rpg | 0.0 apg | |
| #11 Liz Eaton | So. | 1.2 ppg | 0.6 rpg | .21 apg | |
| #43 Haley Rydalch | Jr. | 1.1 ppg | 1.1 rpg | .14 apg | |
| Letterwinners Lost: (2) | | | | | |
| #32 Micaelee Orton | Sr. | 2.3 ppg | 2.0 rpg | .23 apg | |
| #02 Jessica Chatman | Fr. | 0.6 ppg | 0.5 rpg | .16 apg | |
| Newcomers: (8) | | | | | |
| #05 Maria Albiero | Fr. | 5-8 | G | | |
| #10 Malia Nawahine | Gr. | 5-10 | G | | |
| #13 Paisley Johnson | Fr. | 5-9 | G | | |
| #15 Malli Valgardson | Fr. | 6-5 | F | | |
| #22 Sara Hamson | Fr. | 6-7 | C | | |
| #23 Abby Mangum | Fr. | 6-0 | F | | |
| #24 Ashley Beckstrand | Fr. | 5-7 | G | | |
| #25 Khaedin Taito | So./RS | 5-11 | G | | |

2017-18 Team Captains
 #4 Amanda Wayment
 #20 Cassie Broadhead Devashrayee

PRONUNCIATION GUIDE:

#03 Shalae Salmon: Shaw-lay Sa-mon
 #10 Malia Nawahine: Muh-lea Now-uh-he-nay
 #20 Cassie Broadhead Devashrayee: Dev-uh-shray
 #21 Khaedin Taito: Kay-den Tah-ee-toe
 #43 Haley Rydalch: Rye-dawl-ch

BYU VS. GEORGIA

On a two-game win streak, BYU women's basketball (3-1) continues its nonconference slate with one more home game this week. The Cougar women host SEC powerhouse Georgia (4-0), Saturday, Nov. 25, at 2 p.m. MDT.

The game airs live on BYUtv with a radio simulcast on BYU Radio on Sirius XM-143 and can be seen online with a video stream on byutv.org.

ABOUT BYU

BYU improved its record to 3-1 after a 75-54 Tuesday afternoon win over in-state foe UVU. The 75 points scored by the Cougars mark the fourth-straight game that the team has put up at least 70-plus points. In all four games, BYU has had two or more players put up double-digits in points.

BYU is shooting 44.2 percent from the field, 37.9 percent from 3-point range and 70.5 percent from the free-throw line.

Last season, the Cougars finished the year with a 10-3 mark while playing at home, including a perfect 9-0 mark in conference play. So far this year, BYU is 2-0 at home.

Head coach Jeff Judkins enters his 17th season at the helm of the women's basketball program where he has amassed a 354-163 record.

This year's team consists of two returning starters, six letterwinners and eight newcomers.

ABOUT GEORGIA

The Georgia Bulldogs enter this Saturday's game with 4-0 record and are making their first ever trip to the Marriott Center.

Under third year head coach Joni Taylor, Georgia eight returning letterwinners including three starters and five newcomers. Last season the Bulldogs compiled a 16-15 record, finishing in eighth place in the SEC with a 7-9 mark.

Taylor has compiled a 39-25 record at the helm of the Georgia women's basketball program

Junior Caliya Robinson was named to the 2017-18 Preseason All-SEC Second Team. The Bulldogs were selected to finish eighth in the 14-member conference league race.

Series History

Georgia leads the series 2-0. This will be the first time that the Bulldogs have been in Provo. Last year the Cougars traveled to Athens where they fell to Georgia 81-51, on Nov. 16. Head coach Jeff Judkins is 0-2 against the Bulldogs.

In the only other meeting between the two schools, Georgia beat BYU 66-58 when both teams were competing in the Radisson Chatsworth Thanksgiving Classic hosted by CS Northridge on Nov. 27, 2015.

NATIONAL RANKINGS

USA TODAY/ESPN Top 25 Coaches Poll (Nov. 21, 2017) Preseason

| Rank | School | Record |
|------|-------------------|--------|
| 1. | Connecticut | (3-0) |
| 2. | South Carolina | (4-0) |
| 3. | Mississippi State | (3-0) |
| 4T. | Texas | (3-0) |
| 4T. | UCLA | (3-0) |
| 6. | Notre Dame | (3-0) |
| 7. | Louisville | (5-0) |
| 8. | Ohio State | (4-1) |
| 9. | Baylor | (3-1) |
| 10. | Oregon | (3-1) |
| 11. | Florida State | (4-0) |
| 12. | Stanford | (2-2) |
| 13. | West Virginia | (3-0) |
| 14. | Tennessee | (3-0) |
| 15. | Maryland | (2-2) |
| 16. | South Florida | (4-0) |
| 17. | Duke | (2-1) |
| 18. | Oregon State | (2-1) |
| 19. | Missouri | (3-1) |
| 20. | Marquette | (1-1) |
| 21. | DePaul | (3-1) |
| 22. | Michigan | (2-1) |
| 23T. | N. Carolina State | (5-0) |
| 23T. | California* | (2-1) |
| 25. | Texas A&M | (2-1) |

* Denotes: BYU Opponent.

Receiving Votes: Oklahoma 76; Kentucky 75; Arizona State 61; Villanova 31; Syracuse 28; Michigan State 26; Virginia Tech 26; No. Colorado 25;* Wisconsin Green-Bay 22; Dayton 21; Georgia Tech 21; Miami (Fla) 18; Florida Gulf Coast 16; Iowa 9; Middle Tennessee 5; UT-Arlington 5; Kansas State 3; Elon 2; Indiana 2; Rutgers 2; Washington 2*.

* Denotes BYU Opponent

PLAYER STAT LEADERS

BYU

Scoring: #20 C. Devashrayee (20.8 ppg)
Rebounding: #03 S. Salmon (12.8 rpg)
Assists: #20 C. Devashrayee (5.3 apg)
Steals: #03 B. Chase (3.0 bpg)
Blocks: #03 S. Salmon (2.3 bpg)

GEORGIA

Scoring: #33 M. Ingram (13.8 ppg)
Rebounding: # 33 M. Ingram (7.8 rpg)
Assists: #00 T. Cole (5.8 apg)
Steals: #23 Q. Morrison (2.3 spg)
Blocks: #04 C. Robinson (2.8 bpg)

TEAM STAT COMPARISON

| BYU | CATEGORY | UGA |
|------|-------------|------|
| 3-1 | W-L | 4-0 |
| 3-1 | Last 10 | 4-0 |
| 3-1 | Last 5 | 4-0 |
| 73.8 | PPG | 76.8 |
| .442 | FG% | .453 |
| .379 | 3FG% | .303 |
| .705 | FT% | .603 |
| 42.2 | RPG | 44.2 |
| 17.0 | Assist/Game | 21.0 |
| 20.3 | TO/Game | 15.3 |
| 9.5 | Steals/Game | 9.5 |
| 7.5 | Blocks/Game | 6.5 |

CAREER HIGHLIGHTS

- ▶ Eleven 20-plus win seasons – most recent, in 2016-17; most wins – (28) 2013-14
- ▶ Eight NCAA tournament appearances – most recent, 2015-16; best finish – Sweet 16 (twice, 2013-14 and 2001-02)
- ▶ Five WNIT postseason tournament appearances – most recent, 2016-17, in 2012-13 advancing to Third Round. Best finish, Quarterfinal Round (Elite Eight) 2010-11
- ▶ Four conference coach of the year awards – 2015-16 WCC, 2010-11, 2006-07, 2005-06 - MWC
- ▶ Three conference regular season titles – WCC (2015-16); MWC (2005-06 and 2006-07)
- ▶ Three conference tournament crowns – WCC (2014-15), WCC (2011-12) MWC (2001-02)
- ▶ Coached six All-Americans – Morgan Bailey, Lexi Eaton Rydalch, Jennifer Hamson, Kristen Riley, Ambrosia Anderson, Erin Thorn
- ▶ Coached seven conference players of the year – Cassie Broadhead, Lexi Eaton Rydalch, Morgan Bailey, Jennifer Hamson, Kristen Riley, Dani Kubik Wright, Ambrosia Anderson,
- ▶ Coached three conference defensive player of the year – Kalani Purcell, Jennifer Hamson, Mindy Bonham
- ▶ Coached two conference sixth player of the year – Coriann Fraughton, Kristen Riley
- ▶ Has coached 49 all-conference players
- ▶ 94 players have garnered academic citations
- ▶ Has had one player named to the All-Freshman Team
- ▶ Four players have been named to the All-Defensive Team, while three others have been named Newcomer of the Year
- ▶ Nine players have been named to respective conference championships all-tournament team and two have picked up a tournament MVP award, most recent, Lexi Eaton in 2015 WCC Championships
- ▶ Became BYU's women's basketball all-time winningest coach with his 220th career win when the Cougars defeated Pepperdine, 80-56 on Jan. 12, 2012



JEFF JUDKINS
HEAD COACH

YEARS AT BYU: Entering 17th Season
RECORD OVERALL/BYU: 354-163/same
2017-18 RECORD: 3-1

Coaching Experience

- ▶ Assistant Coach (men) – University of Utah (1989-99)
- ▶ Assistant Coach (women) – BYU (2000-01)

Playing Career

- ▶ NBA with Boston Celtics, Portland Trailblazers, Detroit Pistons, Utah Jazz. Drafted in the second round by the Boston Celtics in 1978, the same year the Celtics selected Larry Bird with the sixth pick overall
- ▶ University of Utah – 1974-78 leading Utah to one conference championship and two berths in the NCAA tournament
- ▶ While at Utah was a second team Academic All-American, a three-time District VII academic selection and a three-time First Team All-WAC honoree
- ▶ Member of the 1977 United States World Games team that captured the gold medal

Education

University of Utah - Physical and Health Education bachelor's degree, 1978

Personal

- ▶ Married to Mary Kay
- ▶ Has five children and 13 grandchildren

| CAREER RECORD | | |
|----------------|-----------------------|--------------------|
| Year | Record | Postseason |
| 2001-02 | 24-9 | NCAA Sweet 16 |
| 2002-03 | 19-12 | NCAA 1st Round |
| 2003-04 | 15-14 | DNC |
| 2004-05 | 19-11 | WNIT 1st Round |
| 2005-06 | 26-6 | NCAA 2nd Round |
| 2006-07 | 23-10 | NCAA 1st Round |
| 2007-08 | 13-16 | DNC |
| 2008-09 | 18-11 | DNC |
| 2009-10 | 23-10 | WNIT Quarterfinals |
| 2010-11 | 25-9 | WNIT Third Round |
| 2011-12 | 26-7 | NCAA 1st Round |
| 2012-13 | 23-11 | WNIT Third Round |
| 2013-14 | 28-7 | NCAA Sweet 16 |
| 2014-15 | 23-10 | NCAA 1st Round |
| 2015-16 | 26-7 | NCAA 1st Round |
| 2016-17 | 20-12 | WNIT 1st Round |
| Record: | 351-162 (.684) | |

| | |
|---|-----|
| BYU leads at the half | 2-0 |
| Opponent leads at the half | 1-1 |
| Score is tied at the half | 0-0 |
| Games goes into overtime | 1-0 |
| BYU shoots 50% or better | 1-0 |
| Opponent shoots 50% or better | 0-0 |
| BYU makes 5 or more 3-pointers | 3-1 |
| Opponent makes 5 or more 3-pointers | 3-1 |
| BYU outrebounds opponent | 1-1 |
| Opponent outrebounds BYU | 2-0 |
| Rebounds are equal | 0-0 |
| BYU has 16 and under turnovers | 1-0 |
| Opponent has 16 and under turnovers | 2-1 |
| BYU has 17-20 turnovers | 0-1 |
| Opponent has 17-20 turnovers | 1-0 |
| BYU has more than 20 turnovers | 2-0 |
| Opponent has more than 20 turnovers | 0-0 |
| BYU dishes out more assists | 2-1 |
| Opponent dishes out more assists | 1-0 |
| Assists are equal | 0-0 |
| BYU has more blocks | 2-1 |
| Opponent has more blocks | 0-0 |
| Blocks are equal | 1-0 |
| BYU records more steals | 1-0 |
| Opponent records more steals | 2-1 |
| Steals are equal | 0-0 |
| Last five games | 3-1 |
| Longest win streak | 2-0 |
| In November | 3-1 |
| In December | 0-0 |
| In January | 0-0 |
| In February | 0-0 |
| In March | 0-0 |
| In April | 0-0 |
| Playing on Monday | 0-0 |
| Playing on Tuesday | 1-0 |
| Playing on Wednesday | 0-1 |
| Playing on Thursday | 0-0 |
| Playing on Friday | 2-0 |
| Playing on Saturday | 0-0 |

2017-18 BYU TEAM HIGHS

| | |
|---------------------|-------------------------------|
| Points: | 75, last vs. UVU, 11/21/17 |
| Rebounds: | 51, vs. SUU, 11/10/17 |
| 3-Pointers: | 13, vs. UVU, 11/21/17 |
| Assists: | 26, vs. UVU, 11/21/17 |
| Blocks: | 11, vs. UVU, 11/21/17 |
| Steals: | 13, @ E. Washington, 11/17/17 |
| FG Percentage: | 59.2, vs. UVU, 11/21/17 |
| 3-PT FG Percentage: | 48.1, vs. UVU, 11/21/17 |
| FT Percentage: | 76.5, vs. SUU, 11/10/17 |

Tracking Career Records (2017-18)

3-pointers Made

- 18. Kim Talbot - 70 (1992-1998)
- 19. Cassie Broadhead Devashrayee - 68 (2014-present)

Points

- 27. Corriann Wood Fraughton - 1,002
- 28. Cassie Broadhead Devashrayee - 826 (2014-present)

Assists

- 16. Julie Sullivan - 337 (2001-2005)
- 17. Cassie Broadhead Devashrayee - 241 (2014-present)

BYU in NCAA Records - 11/21/17

TEAM

Blocked shots - 8th
 Three-point field goals made - 30th

PLAYER

Defensive rebounds per game - S. Salmon - 24th
 Free throw attempts - C. Devashrayee - 21st
 Free throws made - C. Devashrayee - 19th
 Minutes played per game - C. Devashrayee - 9th
 Rebounds - S. Salmon - 12th

POINTS

(10+)

| | |
|-------------------|--|
| (25) twice, | C. Devashrayee @ E. Washington (11/17) |
| (22) | C. Devashrayee @ Washington (11/15) |
| (21) | M. Nawahine vs. UVU (11/21) |
| (19) | M. Nawahine vs. SUU (11/10) |
| (17) | B. Chase @ E. Washington (11/17) |
| (16) | B. Chase vs. UVU (11/21) |
| (12) | S. Salmon vs. SUU (11/10) |
| (11) | C. Devashrayee vs. UVU (11/21) |
| (10) | B. Chase vs. SUU (11/10) |
| (10) | S. Salmon vs. (11/21) |

REBOUNDS

(7+)

| | |
|------------|-----------------------------------|
| (17) | S. Salmon vs. SUU (11/10) |
| (15) | S. Salmon @ Washington (11/15) |
| (11) | S. Salmon @ E. Washington (11/17) |
| (8) | S. Salmon vs. UVU (11/21) |
| (7) | A. Wayment vs. SUU (11/10) |

3-POINTERS

(3+)

| | |
|------------------|-------------------------------------|
| (5) | M. Nawahine vs. UVU (11/21) |
| (4) | C. Devashrayee @ Washington (11/15) |
| (4) | B. Chase vs. UVU (11/21) |
| (3) twice, | C. Devashrayee vs. UVU (11/21) |
| (3) | M. Nawahine vs. SUU (11/10) |

ASSISTS

(3+)

| | |
|------------|------------------------------------|
| (12) | C. Devashrayee vs. UVU (11/21) |
| (5) | M. Nawahine vs. SUU (11/10) |
| (4) | A. Wayment vs. UVU (11/21) |
| (3) | S. Salmon vs. SUU (11/10) |
| (3) | C. Devashrayee vs. SUU (11/10) |
| (3) | P. Johnson @ E. Washington (11/17) |

STEALS

(3+)

| | |
|-----------|--|
| (6) | C. Devashrayee @ E. Washington (11/17) |
| (5) | B. Chase @ Washington (11/15) |
| (4) | B. Chase @ E. Washington (11/17) |
| (3) | S. Salmon vs. SUU (11/10) |

Team Standings

| Place | Team | Overall | Conf. |
|-------|---------------|---------|-------|
| 1. | LMU | 4-0 | 0-0 |
| T2. | BYU | 3-1 | 0-0 |
| T2. | San Diego | 3-1 | 0-0 |
| T2. | Portland | 3-1 | 0-0 |
| T5. | Pacific | 2-1 | 0-0 |
| T5. | Saint Mary's | 2-1 | 0-0 |
| 7. | Pepperdine | 3-2 | 0-0 |
| T8. | San Francisco | 1-1 | 0-0 |
| T8. | Gonzaga | 1-1 | 0-0 |
| 10. | Santa Clara | 1-2 | 0-0 |

| Team Stats | Overall | Conf. |
|------------------------|---------|-------|
| Scoring Offense | 5th | |
| Scoring Defense | 6th | |
| Scoring Margin | 5th | |
| Free Throw PCT | 6th | |
| Field Goal PCT | 2nd | |
| Field Goal PCT Defense | 2nd | |
| 3-Point FG PCT | 1st | |
| 3-Point FG PCT Defense | 5th | |
| Rebounding Offense | 5th | |
| Rebounding Defense | 8th | |
| Rebounding Margin | 6th | |
| Blocked Shots | 1st | |
| Assists | 3rd | |
| Steals | 3rd | |
| Turnover Margin | 10th | |
| Assist/Turnover Ratio | 5th | |
| Offensive Rebounds | 6th | |
| Defensive Rebounds | 5th | |
| Defensive Reb. PCT | 8th | |
| Offensive Reb. PCT | 3rd | |
| 3-Point FG Made | 1st | |

| Ind. Overall Stats | Player/Place |
|-----------------------|--|
| Scoring | Devashrayee/2nd Chase/T13th Nawahine/T13th |
| Rebounding | Salmon/1st |
| Field Goal PCT | Salmon/6th |
| Assists | Devashrayee/6th |
| Free Throw PCT | Devashrayee/10th |
| Steals | Chase/3rd |
| 3-Point FG PCT | Devashrayee/12th |
| 3-Point FG Made | Devashrayee/1st |
| Blocked Shots | Salmon/3rd |
| Assist/Turnover Ratio | Devashrayee/13th |
| Offensive Rebounds | Salmon/1st |
| Defensive Rebounds | Salmon/2nd |
| Minutes Played | Devashrayee/1st Nawahine/2nd |

2017-18 WCC Preseason Poll

| Place | Team | Points |
|-------|------------------|--------|
| 1. | Gonzaga (5) | 76 |
| 2. | BYU (4) | 75 |
| 3. | Saint Mary's (1) | 66 |
| 4. | San Diego | 58 |
| 5. | Santa Clara | 44 |
| 6. | Loyola Marymount | 36 |
| 7. | San Francisco | 35 |
| 8. | Pacific | 34 |
| T9. | Pepperdine | 13 |
| T9. | Portland | 13 |

2017-18 Preseason All-WCC Team

| Player (Yr/Pos.) | School |
|--------------------------------------|---------------|
| Jill Barta (Jr./F) | Gonzaga |
| Stella Beck (Sr./G) | Saint Mary's |
| Cassie B. Devashrayee (Sr./G) | BYU |
| Maya Hood (Sr./F) | San Diego |
| GeAnna Luaulu-Summers (Sr./G) | Pacific |
| Sydney Raggio (Jr./F) | Saint Mary's |
| Yasmine Robinson-Bacote (Jr./F) | Pepperdine |
| Anna Seilund (Sr./G) | San Francisco |
| Laura Stockton (Sr./G) | Gonzaga |
| Cheyenne Wallace (Jr./GF) | LMU |

| Ind. Overall Conf. Stats | Player/Place |
|--------------------------|--------------|
| Scoring | |
| Rebounding | |
| Field Goal PCT | |
| Free Throw PCT | |
| Assists | |
| Steals | |
| 3-Point FG PCT | |
| 3-Point FG Made | |
| Blocked Shots | |
| Assist/Turnover Ratio | |
| Offensive Rebounds | |
| Defensive Rebounds | |
| Minutes Played | |



1 — BRENNA CHASE

5-9 • SOPHOMORE • GUARD • THORNTON, CO/BROOMFIELD HS

In 2017-18

- ▶ Fourth-straight game with double figures in points with 16 vs. UVU ... 2 rebounds, 1 assist, 1 steal
- ▶ Picked up a career-best 17 points in win at EWU ... shot 50 percent from the field & from 3-point range ... was perfect at the free throw line going 4 of 4 ... 4 steals
- ▶ Second-straight game with double figures in points (12) at Washington ... game-high 5 steals, 4 assists
- ▶ First game recording double digits in scoring with 10 this year and 4th career ... 3 rebounds, 2 assists, 1 block and 2 steals vs. SUU

2017-18 SEASON HIGHS

| | |
|-----|-----------------------------------|
| PTS | 17, at EWU – 11/17/17 |
| REB | 3, vs. SUU – 11/10/17 |
| AST | 4, at Wash. – 11/15/17 |
| STL | 5, at Wash. – 11/15/17 |
| BLK | 1, vs. SUU – 11/10/17 |
| FGM | 6, vs. UVU – 11/21/17 |
| FGA | 14, at Wash. – 11/15/17 |
| 3PM | 4, vs. UVU – 11/21/17 |
| 3PA | 9, twice, last vs. UVU – 11/21/17 |
| FTM | 4, at EWU – 11/17/17 |
| FTA | 4, at EWU – 11/17/17 |

2016-17 Season Highlights

- ▶ Named to the 2016-17 WCC Women's Basketball All Freshman Team
- ▶ Finished freshman campaign with season highs in points (11), in rebounds (3), in assists (4), in steals (3) and in blocks (2)
- ▶ Played in all games averaging 3.8 points, 0.7 rebounds, 1.3 assists and .81 steals per game
- ▶ Played 11 minutes at UVU, her first collegiate game ... had one assist

Personal

- ▶ Parents are Andrew and Susie Chase
- ▶ Has two siblings
- ▶ Born in Colorado

CHASE GAME BY GAME STATS

CAREER HIGHS

| | |
|-----|------------------------------------|
| PTS | 17, at EWU – 11/17/17 |
| REB | 3, twice, last vs. SUU – 11/10/17 |
| AST | 4, twice, last at Wash. – 11/15/17 |
| STL | 5, at Wash. – 11/15/17 |
| BLK | 2, @ USF – 1/12/17 |
| FGM | 6, vs. UVU – 11/21/17 |
| FGA | 13, vs. SUU – 11/10/17 |
| 3PM | 4, vs. UVU – 11/21/17 |
| 3PA | 9, vs. UVU – 11/21/17 |
| FTM | 4, at EWU – 11/17/17 |
| FTA | 4, at EWU – 11/17/17 |

| Opponent | Date | gs | min | Total | | 3-Pointers | | Free throws | | Rebounds | | | | pf | a | t/o | blk | stl | pts | avg | |
|-----------------------|----------|----|-----|--------|-------|------------|-------|-------------|-------|----------|-----|-----|-----|-----|---|-----|-----|-----|-----|------|------|
| | | | | fg-fga | pct | 3fg-fga | pct | ft-fa | pct | off | def | tot | avg | | | | | | | | |
| SOUTHERN UTAH UNIV. | 11/10/17 | * | 39 | 3-13 | .231 | 2-9 | .222 | 2-2 | 1.000 | 1 | 2 | 3 | 3.0 | 0 | 2 | 1 | 1 | 2 | 10 | 10.0 | |
| at Washington | 11/15/17 | * | 28 | 5-14 | .357 | 1-6 | .167 | 1-2 | .500 | 0 | 0 | 0 | 1.5 | 3 | 4 | 3 | 1 | 5 | 12 | 11.0 | |
| at Eastern Washington | 11/17/17 | * | 29 | 5-10 | .500 | 3-6 | .500 | 4-4 | 1.000 | 0 | 1 | 1 | 1.3 | 4 | 0 | 3 | 0 | 4 | 17 | 13.0 | |
| UTAH VALLEY | 11/21/17 | * | 32 | 6-11 | .545 | 4-9 | .444 | 0-1 | .000 | 0 | 2 | 2 | 1.5 | 1 | 1 | 2 | 0 | 1 | 16 | 13.8 | |
| Totals | | | 4 | 128 | 19-48 | .396 | 10-30 | .333 | 7-9 | .778 | 1 | 5 | 6 | 1.5 | 8 | 7 | 9 | 2 | 12 | 55 | 13.8 |

Games played: 4
 Minutes/game: 32.0
 Points/game: 13.8
 FG Pct: 39.6
 3FG Pct: 33.3
 FT Pct: 77.8

Rebounds/game: 1.5
 Assists/game: 1.8
 Turnovers/game: 2.3
 Assist/turnover ratio: 0.8
 Steals/game: 3.0
 Blocks/game: 0.5

MISCELLANEOUS

| | 17-18 | Career |
|-------------------|-------|--------|
| Double-Figure PTS | 4 | 7 |
| 20-plus Pts | -- | -- |
| Double-Doubles | -- | -- |
| 3-plus AST | 1 | 6 |
| 3-plus STL | 2 | 4 |
| 3-plus 3-point FG | 2 | 3 |
| Scoring Leader | -- | -- |
| Rebound Leader | -- | -- |
| Assist Leader | 1 | 1 |

CHASE CAREER STATISTICS (ALL GAMES)

| Year | GP | GS | Min | Avg | FG | FGA | Pct | 3FG | FGA | Pct | FT | FTA | Pct | Off | Def | TR | Avg | PF | FO | A | TO | Blk | Stl | Pts | Avg |
|--------------|-----------|----------|------------|-------------|-----------|------------|-------------|-----------|------------|-------------|-----------|-----------|-------------|----------|-----------|-----------|------------|-----------|----------|-----------|-----------|----------|-----------|------------|------------|
| 2016-17 | 32 | 0 | 443 | 13.8 | 44 | 125 | .352 | 22 | 78 | .282 | 11 | 16 | .688 | 6 | 16 | 22 | 0.7 | 33 | 0 | 41 | 24 | 4 | 26 | 121 | 3.8 |
| 2017-18 | 4 | 4 | 128 | 32.0 | 19 | 48 | .396 | 10 | 30 | .333 | 7 | 9 | .778 | 1 | 5 | 6 | 1.5 | 8 | 0 | 7 | 9 | 2 | 12 | 55 | 13.8 |
| TOTAL | 36 | 4 | 571 | 15.9 | 63 | 173 | .364 | 32 | 108 | .296 | 18 | 25 | .720 | 7 | 21 | 28 | 0.8 | 41 | 0 | 48 | 33 | 6 | 38 | 176 | 4.9 |

CHASE CAREER STATISTICS (CONFERENCE GAMES)

| Year | GP | GS | Min | Avg | FG | FGA | Pct | 3FG | FGA | Pct | FT | FTA | Pct | Off | Def | TR | Avg | PF | FO | A | TO | Blk | Stl | Pts | Avg |
|--------------|-----------|----------|------------|-------------|-----------|-----------|-------------|-----------|-----------|-------------|----------|----------|-------------|----------|-----------|-----------|------------|-----------|----------|-----------|-----------|----------|-----------|-----------|------------|
| 2016-17 | 18 | 0 | 276 | 15.3 | 28 | 72 | .389 | 17 | 47 | .362 | 6 | 8 | .750 | 5 | 11 | 16 | 0.9 | 23 | 0 | 25 | 16 | 4 | 17 | 79 | 4.4 |
| 2017-18 | | | | | | | | | | | | | | | | | | | | | | | | | |
| TOTAL | 18 | 0 | 276 | 15.3 | 28 | 72 | .389 | 17 | 47 | .362 | 6 | 8 | .750 | 5 | 11 | 16 | 0.9 | 23 | 0 | 25 | 16 | 4 | 17 | 79 | 4.4 |



3 — SHALAE SALMON 6-3 • SOPHOMORE • FORWARD • PORIRUA, NZ/WELLINGTON GIRLS CO. HS

In 2017-18

- ▶ Fourth-straight game as rebound leader vs. UVU with 8 boards ... 10 pts., 2 blocks, 2 assists
- ▶ Tied for game highs in rebounds with 11 in the win at EWU ... 7 points & a team-best 2 blocks
- ▶ Game-high 15 boards at Washington ... 8 points, game-high 3 blocks ... 2 steals
- ▶ Recorded first career double-double from 12 points and a game-high 17 rebounds in win over SUU ... boards are career highs ... 3 assists ... tied in blocks with 2 ... team-best 3 steals

2017-18 SEASON HIGHS

| | |
|-----|------------------------|
| PTS | 12, vs. SUU – 11/10/17 |
| REB | 17, vs. SUU – 11/10/17 |
| AST | 3, vs. SUU – 11/10/17 |
| STL | 3, vs. SUU – 11/10/17 |
| BLK | 3, at Wash. – 11/15/17 |
| FGM | 6, vs. SUU – 11/10/17 |
| FGA | 10, vs. SUU – 11/10/17 |
| 3PM | -- |
| 3PA | -- |
| FTM | -- |
| FTA | -- |

2016-17 Season Highlights

- ▶ Recorded a season-best 10 points at SCU
- ▶ Had two blocks in four games, last at Pacific
- ▶ Started in nine games and played in 27, last vs. Saint Mary's at WCC Championships
- ▶ Averaging 2.0 ppg and 2.0 rpg

Personal

- ▶ Parents are Melody and Jason Salmon
- ▶ Born in Auckland, New Zealand
- ▶ Has two sisters and two brothers

CAREER HIGHS

| | |
|-----|-----------------------------------|
| PTS | 12, vs. SUU – 11/10/17 |
| REB | 17, vs. SUU – 11/10/17 |
| AST | 3, twice, last vs. SUU – 11/10/17 |
| STL | 3, vs. SUU – 11/10/17 |
| BLK | 3, at Wash. – 11/15/17 |
| FGM | 6, vs. SUU – 11/10/17 |
| FGA | 10, vs. SUU – 11/10/17 |
| 3PM | -- |
| 3PA | -- |
| FTM | 1, twice, last @ Utah – 12/10/16 |
| FTA | 3, @ Utah – 12/10/16 |

SALMON GAME BY GAME STATS

| Opponent | Date | gs | min | Total | | 3-Pointers | | Free throws | | Rebounds | | | | | pf | a | t/o | blk | stl | pts | avg |
|-----------------------|----------|----|-----|--------|-------|------------|------|-------------|------|----------|-----|-----|------|------|----|---|-----|-----|-----|------|-----|
| | | | | fg-fga | pct | 3fg-fga | pct | ft-fa | pct | off | def | tot | avg | | | | | | | | |
| SOUTHERN UTAH UNIV. | 11/10/17 | * | 38 | 6-10 | .600 | 0-0 | .000 | 0-1 | .000 | 7 | 10 | 17 | 17.0 | 3 | 3 | 5 | 2 | 3 | 12 | 12.0 | |
| at Washington | 11/15/17 | * | 30 | 4-8 | .500 | 0-0 | .000 | 0-0 | .000 | 4 | 11 | 15 | 16.0 | 3 | 1 | 1 | 3 | 2 | 8 | 10.0 | |
| at Eastern Washington | 11/17/17 | * | 38 | 3-5 | .600 | 0-0 | .000 | 1-4 | .250 | 3 | 8 | 11 | 14.3 | 3 | 2 | 3 | 2 | 0 | 7 | 9.0 | |
| UTAH VALLEY | 11/21/17 | * | 21 | 5-8 | .625 | 0-0 | .000 | 0-0 | .000 | 4 | 4 | 8 | 12.8 | 3 | 2 | 3 | 2 | 1 | 10 | 9.3 | |
| Totals | | | 4 | 127 | 18-31 | .581 | 0-0 | .000 | 1-5 | .200 | 18 | 33 | 51 | 12.8 | 12 | 8 | 12 | 9 | 6 | 37 | 9.3 |

Games played: 4
 Minutes/game: 31.8
 Points/game: 9.3
 FG Pct: 58.1
 FT Pct: 20.0

Rebounds/game: 12.8
 Assists/game: 2.0
 Turnovers/game: 3.0
 Assist/turnover ratio: 0.7
 Steals/game: 1.5
 Blocks/game: 2.3

MISCELLANEOUS

| | 17-18 | Career |
|-------------------|-------|--------|
| Double-Figure PTS | 2 | 3 |
| 20-plus Pts | -- | -- |
| Double-Doubles | 1 | 1 |
| 3-plus AST | -- | 1 |
| 3-plus STL | -- | -- |
| 3-plus 3-point FG | -- | -- |
| Scoring Leader | -- | -- |
| Rebound Leader | 4 | 4 |
| Assist Leader | -- | -- |

SALMON CAREER STATISTICS (ALL GAMES)

| Year | GP | GS | Min | Avg | FG | FGA | Pct | 3FG | FGA | Pct | FT | FTA | Pct | Off | Def | TR | Avg | PF | FO | A | TO | Blk | Stl | Pts | Avg |
|--------------|-----------|-----------|------------|-------------|-----------|-----------|-------------|----------|----------|-------------|----------|-----------|-------------|-----------|-----------|------------|------------|-----------|----------|-----------|-----------|-----------|-----------|-----------|------------|
| 2016-17 | 27 | 9 | 277 | 10.3 | 25 | 62 | .403 | 0 | 0 | .000 | 5 | 14 | .357 | 20 | 34 | 54 | 2.0 | 42 | 1 | 14 | 22 | 15 | 9 | 55 | 2.0 |
| 2017-18 | 4 | 4 | 127 | 31.8 | 18 | 31 | .581 | 0 | 0 | .000 | 1 | 5 | .200 | 18 | 33 | 51 | 12.8 | 12 | 0 | 8 | 12 | 9 | 6 | 37 | 9.3 |
| TOTAL | 31 | 13 | 404 | 13.0 | 43 | 93 | .462 | 0 | 0 | .000 | 6 | 19 | .316 | 38 | 67 | 105 | 3.4 | 54 | 1 | 22 | 31 | 24 | 15 | 92 | 3.0 |

SALMON CAREER STATISTICS (CONFERENCE GAMES)

| Year | GP | GS | Min | Avg | FG | FGA | Pct | 3FG | FGA | Pct | FT | FTA | Pct | Off | Def | TR | Avg | PF | FO | A | TO | Blk | Stl | Pts | Avg |
|--------------|-----------|----------|------------|------------|-----------|-----------|-------------|----------|----------|-------------|----------|----------|-------------|----------|-----------|-----------|------------|-----------|----------|----------|-----------|----------|----------|-----------|------------|
| 2016-17 | 16 | 5 | 145 | 9.1 | 12 | 28 | .429 | 0 | 0 | .000 | 3 | 6 | .500 | 9 | 19 | 28 | 1.8 | 22 | 1 | 9 | 12 | 9 | 7 | 27 | 1.7 |
| 2017-18 | | | | | | | | | | | | | | | | | | | | | | | | | |
| TOTAL | 16 | 5 | 145 | 9.1 | 12 | 28 | .429 | 0 | 0 | .000 | 3 | 6 | .500 | 9 | 19 | 28 | 1.8 | 22 | 1 | 9 | 12 | 9 | 7 | 27 | 1.7 |



4 — AMANDA WAYMENT

6-1 • SENIOR • FORWARD • OGDEN, UT/FREMONT HS

In 2017-18

- ▶ Two points along with a career-high 4 assists vs. UVU ... 2 rebounds, 1 block, 1 steal
- ▶ Two points, two rebounds in win at EWU
- ▶ Two points and one rebound in 10 minutes of playing time at Washington
- ▶ 4 points, 7 rebounds, one assist, one steal, one block ... perfect from FT line 2 of 2 vs. SUU

2017-18 SEASON HIGHS

| | |
|-----|------------------------------------|
| PTS | 4 vs. SUU – 11/10/17 |
| REB | 7, vs. SUU – 11/10/17 |
| AST | 4, vs. UVU – 11/21/17 |
| STL | 1, vs. SUU – 11/10/17 |
| BLK | 1, vs. SUU – 11/10/17 |
| FGM | 1, vs. SUU – 11/10/17 |
| FGA | 4, vs. SUU – 11/10/17 |
| 3PM | -- |
| 3PA | -- |
| FTM | 2, twice, last at Wash. – 11/15/17 |
| FTA | 2, twice, last at Wash. – 11/15/17 |

2016-17 Season

- ▶ Picked up first ever double-double with 11 points and 10 rebounds vs. Portland ... the points were career highs as were the 10 rebounds
- ▶ Averaged 4.1 points and 3.0 rebounds a contest while averaging 14.6 minutes of playing time
- ▶ Recorded three games scoring in double digits

Personal

- ▶ Parents are Matthew and Tammy Wayment
- ▶ Has three sisters and two brothers
- ▶ Born in Ogden, Utah
- ▶ Majoring in exercise and wellness

WAYMENT GAME BY GAME STATS

CAREER HIGHS

| | |
|-----|---------------------------------------|
| PTS | 11, vs. Portland – 2/23/17 |
| REB | 10, three, last vs. SD @ WCC – 3/3/17 |
| AST | 4, vs. UVU – 11/21/17 |
| STL | 4, at SMC – 02/06/16 |
| BLK | 3, vs. USF – 2/11/16 |
| FGM | 5, @ USF – 1/12/17 |
| FGA | 9, @ USF – 1/12/17 |
| 3PM | -- |
| 3PA | -- |
| FTM | 4, @ BYU-H – 11/27/14 |
| FTA | 4, @ BYU-H – 11/27/14 |

| Opponent | Date | gs | min | Total | | 3-Pointers | | Free throws | | Rebounds | | | | pf | a | t/o | blk | stl | pts | avg | |
|-----------------------|----------|----|-----|--------|-------|------------|------|-------------|-------|----------|-----|-----|-----|-----|---|-----|-----|-----|-----|-----|-----|
| | | | | fg-fga | pct | 3fg-fga | pct | ft-fta | pct | off | def | tot | avg | | | | | | | | |
| SOUTHERN UTAH UNIV. | 11/10/17 | * | 22 | 1-4 | .250 | 0-0 | .000 | 2-2 | 1.000 | 3 | 4 | 7 | 7.0 | 0 | 1 | 2 | 1 | 1 | 4 | 4.0 | |
| at Washington | 11/15/17 | * | 10 | 0-3 | .000 | 0-0 | .000 | 2-2 | 1.000 | 1 | 0 | 1 | 4.0 | 1 | 0 | 0 | 0 | 0 | 2 | 3.0 | |
| at Eastern Washington | 11/17/17 | * | 6 | 0-3 | .000 | 0-0 | .000 | 2-4 | .500 | 0 | 2 | 2 | 3.3 | 2 | 0 | 0 | 0 | 0 | 2 | 2.7 | |
| UTAH VALLEY | 11/21/17 | * | 16 | 1-1 | 1.000 | 0-0 | .000 | 0-0 | .000 | 1 | 1 | 2 | 3.0 | 4 | 4 | 2 | 1 | 1 | 2 | 2.5 | |
| Totals | | | 4 | 54 | 2-11 | .182 | 0-0 | .000 | 6-8 | .750 | 5 | 7 | 12 | 3.0 | 7 | 5 | 4 | 2 | 2 | 10 | 2.5 |

Games played: 4
 Minutes/game: 13.5
 Points/game: 2.5
 FG Pct: 18.2
 FT Pct: 75.0

Rebounds/game: 3.0
 Assists/game: 1.3
 Turnovers/game: 1.0
 Assist/turnover ratio: 1.3
 Steals/game: 0.5
 Blocks/game: 0.5

MISCELLANEOUS

| | 17-18 | Career |
|-------------------|-------|--------|
| Double-Figure PTS | -- | 3 |
| 20-plus Pts | -- | -- |
| Double-Doubles | -- | 1 |
| 3-plus AST | 1 | 1 |
| 3-plus STL | -- | 5 |
| 3-plus 3-point FG | -- | -- |
| Scoring Leader | -- | -- |
| Rebound Leader | -- | 1 |
| Assist Leader | -- | -- |

WAYMENT CAREER STATISTICS (ALL GAMES)

| Year | GP | GS | Min | Avg | FG | FGA | Pct | 3FG | FGA | Pct | FT | FTA | Pct | Off | Def | TR | Avg | PF | FO | A | TO | Blk | Stl | Pts | Avg |
|--------------|-----------|-----------|-------------|-------------|------------|------------|-------------|----------|----------|-------------|-----------|-----------|-------------|------------|------------|------------|------------|------------|-----------|-----------|-----------|-----------|-----------|------------|------------|
| 2014-15 | 10 | 0 | 33 | 3.3 | 3 | 6 | .500 | 0 | 0 | .000 | 7 | 8 | .875 | 2 | 5 | 7 | 0.7 | 4 | 0 | 1 | 2 | 0 | 2 | 13 | 1.3 |
| 2015-16 | 33 | 1 | 700 | 21.2 | 59 | 105 | .562 | 0 | 0 | .000 | 19 | 40 | .475 | 76 | 77 | 153 | 4.6 | 105 | 8 | 22 | 34 | 14 | 33 | 137 | 4.2 |
| 2016-17 | 32 | 5 | 467 | 14.6 | 59 | 94 | .628 | 0 | 0 | .000 | 14 | 22 | .636 | 41 | 57 | 98 | 3.1 | 84 | 4 | 9 | 20 | 4 | 18 | 132 | 4.1 |
| 2017-18 | 4 | 4 | 54 | 13.5 | 2 | 11 | .182 | 0 | 0 | .000 | 6 | 8 | .750 | 5 | 7 | 12 | 3.0 | 7 | 0 | 5 | 4 | 2 | 2 | 10 | 2.5 |
| TOTAL | 79 | 10 | 1254 | 15.9 | 123 | 216 | .570 | 0 | 0 | .000 | 46 | 78 | .590 | 124 | 146 | 270 | 3.4 | 200 | 12 | 37 | 60 | 20 | 55 | 292 | 3.7 |

WAYMENT CAREER STATISTICS (CONFERENCE GAMES)

| Year | GP | GS | Min | Avg | FG | FGA | Pct | 3FG | FGA | Pct | FT | FTA | Pct | Off | Def | TR | Avg | PF | FO | A | TO | Blk | Stl | Pts | Avg |
|--------------|-----------|----------|------------|-------------|-----------|------------|-------------|----------|----------|-------------|-----------|-----------|-------------|-----------|-----------|------------|------------|------------|----------|-----------|-----------|-----------|-----------|------------|------------|
| 2014-15 | 6 | 0 | 15 | 2.5 | 3 | 4 | .750 | 0 | 0 | .000 | 3 | 4 | .750 | 1 | 3 | 4 | 0.8 | 1 | 0 | 1 | 0 | 0 | 1 | 9 | 1.5 |
| 2015-16 | 18 | 0 | 414 | 23.0 | 29 | 54 | .537 | 0 | 0 | .000 | 9 | 20 | .450 | 43 | 37 | 80 | 4.4 | 59 | 4 | 13 | 18 | 13 | 23 | 67 | 3.7 |
| 2016-17 | 18 | 5 | 324 | 18.0 | 44 | 70 | .629 | 0 | 0 | .000 | 11 | 16 | .688 | 29 | 39 | 68 | 3.8 | 50 | 2 | 8 | 11 | 4 | 10 | 99 | 5.5 |
| 2017-18 | | | | | | | | | | | | | | | | | | | | | | | | | |
| TOTAL | 42 | 5 | 753 | 17.9 | 76 | 128 | .593 | 0 | 0 | .000 | 23 | 40 | .575 | 73 | 79 | 152 | 3.6 | 110 | 6 | 22 | 29 | 17 | 34 | 175 | 4.2 |



11 — LIZ EATON 5-9 • FRESHMAN • GUARD • MAPLETON, UT/MAPLE MOUNTAIN HS

In 2017-18

- ▶ Four points, 3 rebounds vs. UVU ... 1 assist ... 1 block ... 2 of 3 from FT line
- ▶ Tallied 8 points and grabbed a career-high 5 boards in win at EWU ... 6 of 8 from FT line ... 1 steal
- ▶ First double-digit performance with 12 at Washington ... 2 rebounds ... went 5 of 8 from the field
- ▶ Two rebounds in seven minutes vs. SUU

2017-18 SEASON HIGHS

| | |
|-----|-------------------------|
| PTS | 12, at Wash. – 11/15/17 |
| REB | 5 at EWU – 11/17/17 |
| AST | 1 vs. UVU – 11/21/17 |
| STL | -- |
| BLK | -- |
| FGM | 5, at Wash. – 11/15/17 |
| FGA | 8, at Wash. – 11/15/17- |
| 3PM | 2, at Wash. – 11/15/17 |
| 3PA | 2, at Wash. – 11/15/17 |
| FTM | 6 at EWU – 11/17/17 |
| FTA | 8 at EWU – 11/17/17 |

2016-17 Season Highlights

- ▶ Played in 19 games, last vs. Saint Mary's at WCC Championships
- ▶ Averaging 1.2 points per game and 0.6 rebounds a contest, while averaging 3.4 minutes of playing time
- ▶ Played in her first collegiate game at Utah Valley ... made one 3-pointer and played four minutes
- ▶ Had season bests in points with five ... in rebounds with three ... in assists with two

Personal

- ▶ Parents are Alan and Aleisha Eaton
- ▶ Has three brothers and three sisters
- ▶ Born in Provo, Utah
- ▶ Sister Lexi Eaton Rydalch played at BYU from 2011 to 2016

CAREER HIGHS

| | |
|-----|-----------------------------|
| PTS | 12, at Wash. – 11/15/17 |
| REB | 5 at East. Wash. – 11/17/17 |
| AST | 2, vs. Pepperdine – 2/9/17 |
| STL | -- |
| BLK | -- |
| FGM | 5, at Wash. – 11/15/17 |
| FGA | 8, at Wash. – 11/15/17 |
| 3PM | 2, at Wash. – 11/15/17 |
| 3PA | 5, vs. Pepperdine – 2/9/17 |
| FTM | 6 at EWU – 11/17/17 |
| FTA | 8 at EWU – 11/17/17 |

EATON GAME BY GAME STATS

| Opponent | Date | gs | min | Total | | 3-Pointers | | Free throws | | Rebounds | | | | pf | a | t/o | blk | stl | pts | avg |
|-----------------------|----------|----|-----|--------|-------|------------|-------|-------------|------|----------|-----|-----|-----|----|---|-----|-----|-----|-----|-----|
| | | | | fg-fga | pct | 3fg-fga | pct | ft-fa | pct | off | def | tot | avg | | | | | | | |
| SOUTHERN UTAH UNIV. | 11/10/17 | 7 | | 0-1 | .000 | 0-1 | .000 | 0-0 | .000 | 0 | 2 | 2 | 2.0 | 0 | 0 | 1 | 0 | 0 | 0 | 0.0 |
| at Washington | 11/15/17 | 16 | | 5-8 | .625 | 2-2 | 1.000 | 0-0 | .000 | 2 | 0 | 2 | 2.0 | 1 | 0 | 1 | 0 | 0 | 12 | 6.0 |
| at Eastern Washington | 11/17/17 | 10 | | 1-3 | .333 | 1-2 | .500 | 6-8 | .750 | 4 | 1 | 5 | 3.0 | 2 | 0 | 0 | 0 | 1 | 9 | 7.0 |
| UTAH VALLEY | 11/21/17 | 14 | | 1-1 | 1.000 | 0-0 | .000 | 2-3 | .667 | 1 | 2 | 3 | 3.0 | 1 | 1 | 4 | 1 | 0 | 4 | 6.3 |
| Totals | | 0 | 47 | 7-13 | .538 | 3-5 | .600 | 8-11 | .727 | 7 | 5 | 12 | 3.0 | 4 | 1 | 6 | 1 | 1 | 25 | 6.3 |

Games played: 4
 Minutes/game: 11.8
 Points/game: 6.3
 FG Pct: 53.8
 3FG Pct: 60.0
 FT Pct: 72.7

Rebounds/game: 3.0
 Assists/game: 0.3
 Turnovers/game: 1.5
 Assist/turnover ratio: 0.2
 Steals/game: 0.3
 Blocks/game: 0.3

MISCELLANEOUS

| | 17-18 | Career |
|-------------------|-------|--------|
| Double-Figure PTS | 1 | 1 |
| 20-plus Pts | | -- |
| Double-Doubles | | -- |
| 3-plus AST | | -- |
| 3-plus STL | | -- |
| 3-plus 3-point FG | | -- |
| Scoring Leader | | -- |
| Rebound Leader | | -- |
| Assist Leader | | -- |

EATON CAREER STATISTICS (ALL GAMES)

| Year | GP | GS | Min | Avg | FG | FGA | Pct | 3FG | FGA | Pct | FT | FTA | Pct | Off | Def | TR | Avg | PF | FO | A | TO | Blk | Stl | Pts | Avg |
|--------------|-----------|----------|------------|------------|-----------|-----------|-------------|----------|-----------|-------------|-----------|-----------|-------------|-----------|-----------|-----------|------------|-----------|----------|----------|-----------|----------|----------|-----------|------------|
| 2016-17 | 19 | 0 | 64 | 3.4 | 7 | 27 | .259 | 5 | 15 | .333 | 3 | 12 | .250 | 7 | 5 | 12 | 0.6 | 10 | 0 | 4 | 8 | 0 | 0 | 22 | 1.2 |
| 2017-18 | 4 | 0 | 47 | 11.8 | 7 | 13 | .538 | 3 | 5 | .600 | 8 | 11 | .727 | 7 | 5 | 12 | 3.0 | 4 | 0 | 1 | 6 | 1 | 1 | 25 | 6.3 |
| TOTAL | 23 | 0 | 111 | 4.8 | 14 | 40 | .350 | 8 | 20 | .400 | 11 | 23 | .478 | 14 | 10 | 24 | 1.0 | 14 | 0 | 4 | 14 | 1 | 1 | 47 | 2.0 |

EATON CAREER STATISTICS (CONFERENCE GAMES)

| Year | GP | GS | Min | Avg | FG | FGA | Pct | 3FG | FGA | Pct | FT | FTA | Pct | Off | Def | TR | Avg | PF | FO | A | TO | Blk | Stl | Pts | Avg |
|--------------|-----------|----------|-----------|------------|----------|-----------|-------------|----------|-----------|-------------|----------|----------|-------------|----------|----------|----------|------------|----------|----------|----------|----------|----------|----------|-----------|------------|
| 2016-17 | 11 | 0 | 45 | 4.1 | 4 | 17 | .235 | 3 | 11 | .273 | 2 | 9 | .222 | 4 | 4 | 8 | 0.7 | 4 | 0 | 3 | 6 | 0 | 0 | 13 | 1.2 |
| 2017-18 | | | | | | | | | | | | | | | | | | | | | | | | | |
| TOTAL | 11 | 0 | 45 | 4.1 | 4 | 17 | .235 | 3 | 11 | .273 | 2 | 9 | .222 | 4 | 4 | 8 | 0.7 | 4 | 0 | 3 | 6 | 0 | 0 | 13 | 1.2 |



20 — CASSIE B. DEVASHRAYEE 5-9 • SENIOR • GUARD • GLENVILLE, NY/SCOTIA GLENVILLE HS

In 2017-18

- ▶ Dished out a career- and game-high 12 assists vs. UVU ... 4th game with double digit points (11) ... first career double-double ... 2 blocks ... 1 steal ... 6 rebounds
- ▶ Tied for game high 25 points in win over EWU ... went 14 of 17 from FT line ... game-high 6 steals
- ▶ Game-best 22 points at Washington ... 7 of 15 from the field ... four assists ... played all 40 minutes
- ▶ Game-high 25 points ... 3 assists ... 2 steals ... 9 of 20 from the field ... 3 of 8 from 3-point range ... 4 of 6 from free throw line ... points were 36th double-digit outing and 15th 20-point game vs. SUU

2017-18 SEASON HIGHS

| | |
|-----|-------------------------|
| PTS | 25, vs. SUU – 11/10/17 |
| REB | 6, vs. UVU – 11/21/17 |
| AST | 12, vs. UVU – 11/21/17 |
| STL | 6, at EWU – 11/17/17 |
| BLK | 2, vs. UVU – 11/21/17 |
| FGM | 9, vs. SUU – 11/10/17 |
| FGA | 20, vs. SUU – 11/10/17 |
| 3PM | 4, at Wash. – 11/15/17 |
| 3PA | 10, at Wash. – 11/15/17 |
| FTM | 14, at EWU – 11/17/17 |
| FTA | 17 at EWU – 11/17/17 |

2016-17 Season Highlights

- ▶ 2016-17 WCC Women's Basketball Player of the Year & WCC Women's Basketball First Team
- ▶ Named WCC Player of the Week on Monday, Feb. 13, 2017
- ▶ Recorded a career high in points with 30 vs. San Diego
- ▶ Lead the team and ranks second in WCC in scoring with a 17.9 average
- ▶ Went 10 of 10 from the free throw line at Santa Clara for season and career bests
- ▶ Had team's best free-throw percentage .838 (155-185)
- ▶ Finished ranked 18th nationally in FT's made; 32nd in FT attempts & 48th in FT percentage
- ▶ Finished ranked third nationally in minutes played per game
- ▶ Had second most blocks on the team with 26

Personal

- ▶ Married to Trevor (member of Westminster College men's basketball team)
- ▶ Majoring in Business

CAREER HIGHS

| | |
|-----|------------------------------------|
| PTS | 30, vs. San Diego – 1/14/17 |
| REB | 9, @ Pepperdine – 1/19/17 |
| AST | 12, vs. UVU – 11/21/17 |
| STL | 6, at EWU – 11/17/17 |
| BLK | 4, @ Pepperdine – 1/19/17 |
| FGM | 11, vs. SCU – 01/26/17 |
| FGA | 20, vs. SCU – 01/26/17 |
| 3PM | 4, three, last at Wash. – 11/15/17 |
| 3PA | 10, at Wash. – 11/15/17 |
| FTM | 14, at EWU – 11/17/17 |
| FTA | 17, at EWU – 11/17/17 |

BROADHEAD DEVASHRAYEE GAME BY GAME STATS

| Opponent | Date | gs | min | Total | | 3-Pointers | | Free throws | | Rebounds | | | | pf | a | t/o | blk | stl | pts | avg | |
|-----------------------|----------|----|-----|--------|-------|------------|-------|-------------|-------|----------|-----|-----|-----|-----|----|-----|-----|-----|-----|------|------|
| | | | | fg-fga | pct | 3fg-fga | pct | ft-fa | pct | off | def | tot | avg | | | | | | | | |
| SOUTHERN UTAH UNIV. | 11/10/17 | * | 42 | 9-20 | .450 | 3-8 | .375 | 4-6 | .667 | 0 | 4 | 4 | 4.0 | 4 | 3 | 7 | 0 | 2 | 25 | 25.0 | |
| at Washington | 11/15/17 | * | 40 | 7-15 | .467 | 4-10 | .400 | 4-6 | .667 | 0 | 3 | 3 | 3.5 | 3 | 4 | 4 | 0 | 0 | 22 | 23.5 | |
| at Eastern Washington | 11/17/17 | * | 40 | 5-15 | .333 | 1-4 | .250 | 14-17 | .824 | 1 | 3 | 4 | 3.7 | 3 | 2 | 4 | 0 | 6 | 25 | 24.0 | |
| UTAH VALLEY | 11/21/17 | * | 37 | 3-9 | .333 | 3-7 | .429 | 2-2 | 1.000 | 0 | 6 | 6 | 4.3 | 0 | 12 | 3 | 2 | 1 | 11 | 20.8 | |
| Totals | | | 4 | 159 | 24-59 | .407 | 11-29 | .379 | 24-31 | .774 | 1 | 16 | 17 | 4.3 | 10 | 21 | 18 | 2 | 9 | 83 | 20.8 |

Games played: 4
 Minutes/game: 39.8
 Points/game: 20.8
 FG Pct: 40.7
 3FG Pct: 37.9
 FT Pct: 77.4

Rebounds/game: 4.3
 Assists/game: 5.3
 Turnovers/game: 4.5
 Assist/turnover ratio: 1.2
 Steals/game: 2.3
 Blocks/game: 0.5

MISCELLANEOUS

| | 17-18 | Career |
|-------------------|-------|--------|
| Double-Figure PTS | 4 | 39 |
| 20-plus Pts | 3 | 17 |
| Double-Doubles | -- | -- |
| 3-plus AST | 3 | 40 |
| 3-plus STL | 1 | 10 |
| 3-plus 3-point FG | 3 | 10 |
| Scoring Leader | 3 | 22 |
| Rebound Leader | -- | -- |
| Assist Leader | 2 | 17 |

BROADHEAD DEVASHRAYEE CAREER STATISTICS (ALL GAMES)

| Year | GP | GS | Min | Avg | FG | FGA | Pct | 3FG | FGA | Pct | FT | FTA | Pct | Off | Def | TR | Avg | PF | FO | A | TO | Blk | Stl | Pts | Avg |
|--------------|-----------|-----------|-------------|-------------|------------|------------|-------------|-----------|------------|-------------|------------|------------|-------------|-----------|------------|------------|------------|------------|----------|------------|------------|-----------|-----------|------------|------------|
| 2014-15 | 29 | 0 | 251 | 8.7 | 9 | 31 | .290 | 3 | 13 | .231 | 24 | 31 | .774 | 7 | 23 | 30 | 1.0 | 34 | 1 | 29 | 30 | 5 | 7 | 45 | 1.6 |
| 2015-16 | 33 | 0 | 522 | 15.8 | 38 | 98 | .388 | 6 | 23 | .261 | 47 | 57 | .825 | 15 | 52 | 67 | 2.0 | 62 | 1 | 52 | 28 | 7 | 29 | 129 | 3.9 |
| 2016-17 | 32 | 32 | 1225 | 38.3 | 183 | 381 | .480 | 48 | 114 | .421 | 155 | 185 | .838 | 19 | 115 | 134 | 4.2 | 92 | 2 | 139 | 81 | 26 | 51 | 569 | 17.8 |
| 2017-18 | 4 | 4 | 159 | 39.8 | 24 | 59 | .407 | 11 | 29 | .379 | 24 | 31 | .774 | 1 | 16 | 17 | 4.3 | 10 | 0 | 21 | 18 | 2 | 9 | 83 | 20.8 |
| TOTAL | 98 | 36 | 2157 | 22.0 | 254 | 569 | .446 | 68 | 179 | .380 | 250 | 304 | .822 | 42 | 206 | 248 | 2.5 | 198 | 4 | 241 | 157 | 40 | 96 | 826 | 8.4 |

BROADHEAD DEVASHRAYEE CAREER STATISTICS (CONFERENCE GAMES)

| Year | GP | GS | Min | Avg | FG | FGA | Pct | 3FG | FGA | Pct | FT | FTA | Pct | Off | Def | TR | Avg | PF | FO | A | TO | Blk | Stl | Pts | Avg |
|--------------|-----------|-----------|-------------|-------------|------------|------------|-------------|-----------|-----------|-------------|------------|------------|-------------|-----------|-----------|------------|------------|-----------|----------|------------|-----------|-----------|-----------|------------|------------|
| 2014-15 | 14 | 0 | 78 | 5.6 | 4 | 10 | .400 | 1 | 1 | 1.00 | 2 | 2 | 1.000 | 3 | 6 | 9 | 0.6 | 13 | 0 | 6 | 12 | 1 | 3 | 11 | 0.8 |
| 2015-16 | 18 | 0 | 261 | 14.5 | 21 | 57 | .368 | 3 | 14 | .214 | 21 | 28 | .750 | 5 | 24 | 29 | 1.6 | 30 | 0 | 20 | 14 | 6 | 13 | 66 | 3.7 |
| 2016-17 | 18 | 18 | 696 | 38.7 | 111 | 223 | .498 | 32 | 70 | .457 | 96 | 107 | .897 | 15 | 65 | 80 | 4.4 | 52 | 1 | 87 | 44 | 13 | 25 | 350 | 19.4 |
| 2017-18 | | | | | | | | | | | | | | | | | | | | | | | | | |
| TOTAL | 50 | 18 | 1035 | 20.7 | 136 | 290 | .468 | 35 | 85 | .411 | 119 | 137 | .868 | 23 | 95 | 118 | 2.4 | 95 | 1 | 113 | 70 | 20 | 41 | 427 | 8.5 |



33 — JASMINE MOODY

6-2 • JUNIOR • FORWARD • HONOLULU, HI/RADFORD HS

In 2017-18

- ▶ Played 8 minutes vs. UVU .. pulled down one rebound
- ▶ Saw six minutes of playing time at EWU and had one block
- ▶ Two points and 3 rebounds at Washington ... dished out one assist and had one block
- ▶ Four rebounds, two assists in 14 minutes vs. SUU

2016-17 Highlights

- ▶ Started in 12 games and played in 26 of the 32 total games
- ▶ Averaged 2.3 points per game and 2.4 rebounds a contest
- ▶ Recorded season bests in points with eight at Georgia
- ▶ In two games, pulled down season bests in rebounds with eight
- ▶ Averaged 10.3 minutes of playing time
- ▶ Collected eight steals and had three blocks on the year
- ▶ Finished sophomore season with a total of 60 points and 61 rebounds

2017-18 SEASON HIGHS

| | |
|-----|---------------------------------|
| PTS | 2, vs. SUU – 11/10/17 |
| REB | 4, vs. SUU – 11/10/17 |
| AST | 2, vs. SUU – 11/10/17 |
| STL | -- |
| BLK | 1, twice, last @ EWU – 11/17/17 |
| FGM | 1, vs. SUU – 11/10/17 |
| FGA | 3, vs. SUU – 11/10/17 |
| 3PM | -- |
| 3PA | -- |
| FTM | -- |
| FTA | -- |

Personal

- ▶ Parents are Kristen and Solomon Moody
- ▶ Born in Japan
- ▶ Has one brother and one sister

CAREER HIGHS

| | |
|-----|--|
| PTS | 11, @ Weber State – 12/10/15 |
| REB | 9, vs. Portland – 1/16/16 |
| AST | 2, vs. BYU-H – 12/2/15 |
| STL | 1, eight times, last @Utah – 12/10/16 |
| BLK | 1, four times, last vs. Okla. – 11/19/16 |
| FGM | 6, twice, last at Portland – 2/4/17 |
| FGA | 10, vs. Weber State – 12/10/15 |
| 3PM | -- |
| 3PA | 1, @ Georgia – 11/16/16 |
| FTM | 5, vs. BYU-H – 12/2/15 |
| FTA | 6, twice, last vs. Oklahoma – 11/19/16 |

MOODY GAME BY GAME STATS

| Opponent | Date | gs | min | Total | | 3-Pointers | | Free throws | | Rebounds | | | | pf | a | t/o | blk | stl | pts | avg | |
|-----------------------|----------|----|-----|--------|-------|------------|------|-------------|------|----------|-----|-----|-----|-----|---|-----|-----|-----|-----|-----|-----|
| | | | | fg-fga | pct | 3fg-fga | pct | ft-fta | pct | off | def | tot | avg | | | | | | | | |
| SOUTHERN UTAH UNIV. | 11/10/17 | | 14 | 1-3 | .333 | 0-0 | .000 | 0-0 | .000 | 2 | 2 | 4 | 4.0 | 3 | 2 | 3 | 0 | 0 | 2 | 2.0 | |
| at Washington | 11/15/17 | | 7 | 1-1 | 1.000 | 0-0 | .000 | 0-1 | .000 | 2 | 1 | 3 | 3.5 | 2 | 1 | 0 | 1 | 0 | 2 | 2.0 | |
| at Eastern Washington | 11/17/17 | | 6 | 0-0 | .000 | 0-0 | .000 | 0-0 | .000 | 0 | 0 | 0 | 2.3 | 1 | 0 | 1 | 1 | 0 | 0 | 1.3 | |
| UTAH VALLEY | 11/21/17 | | 8 | 0-0 | .000 | 0-0 | .000 | 0-0 | .000 | 1 | 0 | 1 | 2.0 | 1 | 0 | 2 | 0 | 0 | 0 | 1.0 | |
| Totals | | | 0 | 35 | 2-4 | .500 | 0-0 | .000 | 0-1 | .000 | 5 | 3 | 8 | 2.0 | 7 | 3 | 6 | 2 | 0 | 4 | 1.0 |

Games played: 4
 Minutes/game: 8.8
 Points/game: 1.0
 FG Pct: 50.0
 FT Pct: 0.0

Rebounds/game: 2.0
 Assists/game: 0.8
 Turnovers/game: 1.5
 Assist/turnover ratio: 0.5
 Blocks/game: 0.5

MISCELLANEOUS

| | 17-18 | Career |
|-------------------|-------|--------|
| Double-Figure PTS | | 1 |
| 20-plus Pts | | -- |
| Double-Doubles | | -- |
| 3-plus AST | | -- |
| 3-plus STL | | -- |
| 3-plus 3-point FG | | -- |
| Scoring Leader | | -- |
| Rebound Leader | | 1 |
| Assist Leader | | -- |

MOODY CAREER STATISTICS (ALL GAMES)

| Year | GP | GS | Min | Avg | FG | FGA | Pct | 3FG | FGA | Pct | FT | FTA | Pct | Off | Def | TR | Avg | PF | FO | A | TO | Blk | Stl | Pts | Avg |
|--------------|-----------|-----------|------------|-------------|-----------|------------|-------------|----------|----------|-------------|-----------|-----------|-------------|-----------|-----------|------------|------------|-----------|----------|-----------|-----------|----------|-----------|------------|------------|
| 2015-16 | 33 | 27 | 346 | 10.5 | 30 | 82 | .366 | 0 | 0 | .000 | 20 | 37 | .541 | 27 | 33 | 60 | 1.8 | 47 | 1 | 6 | 14 | 3 | 5 | 80 | 2.4 |
| 2016-17 | 26 | 12 | 267 | 10.3 | 1 | 50 | .420 | 0 | 1 | .000 | 18 | 32 | .563 | 25 | 36 | 61 | 2.3 | 33 | 0 | 4 | 18 | 3 | 8 | 60 | 2.3 |
| 2017-18 | 4 | 0 | 35 | 8.8 | 2 | 4 | .500 | 0 | 0 | .000 | 0 | 1 | .000 | 5 | 3 | 8 | 2.0 | 7 | 0 | 3 | 6 | 2 | 0 | 4 | 1.0 |
| TOTAL | 63 | 39 | 648 | 10.3 | 53 | 136 | .390 | 0 | 1 | .000 | 38 | 70 | .543 | 57 | 72 | 129 | 2.0 | 87 | 1 | 13 | 38 | 8 | 13 | 144 | 2.3 |

MOODY CAREER STATISTICS (CONFERENCE GAMES)

| Year | GP | GS | Min | Avg | FG | FGA | Pct | 3FG | FGA | Pct | FT | FTA | Pct | Off | Def | TR | Avg | PF | FO | A | TO | Blk | Stl | Pts | Avg |
|--------------|-----------|-----------|------------|------------|-----------|-----------|-------------|----------|----------|-------------|-----------|-----------|-------------|-----------|-----------|-----------|------------|-----------|----------|----------|----------|----------|----------|-----------|------------|
| 2015-16 | 18 | 18 | 185 | 10.3 | 14 | 46 | .304 | 0 | 0 | .000 | 8 | 18 | .444 | 17 | 19 | 36 | 2.0 | 22 | 0 | 3 | 6 | 3 | 3 | 36 | 2.0 |
| 2016-17 | 13 | 5 | 86 | 6.6 | 8 | 15 | .533 | 0 | 0 | .000 | 6 | 9 | .667 | 4 | 12 | 16 | 1.2 | 12 | 0 | 2 | 3 | 1 | 1 | 22 | 1.7 |
| 2017-18 | | | | | | | | | | | | | | | | | | | | | | | | | |
| TOTAL | 31 | 23 | 271 | 8.7 | 22 | 61 | .361 | 0 | 0 | .000 | 14 | 27 | .519 | 21 | 31 | 52 | 1.7 | 34 | 0 | 5 | 9 | 4 | 4 | 58 | 1.9 |

**43 — HALEY RYDALCH**

6-3 • JUNIOR • CENTER • ST.GEORGE, UT/PURDUE

In 2017-18

- ▶ DNP

2016-17 Season Highlights

- ▶ Played in 14 of the 32 total games in 2016-17, last vs. Pepperdine
- ▶ Averaged 1.1 points per game and 1.1 rebounds a contest
- ▶ Averaged 4.1 minutes of playing time
- ▶ Had season bests in points with three and in rebounds with three, twice
- ▶ Finished the year with a total of 15 points, 15 rebounds and two assists

2017-18 SEASON HIGHS

| | |
|-----|--|
| PTS | |
| REB | |
| AST | |
| STL | |
| BLK | |
| FGM | |
| FGA | |
| 3PM | |
| 3PA | |
| FTM | |
| FTA | |

In 2015-16

- ▶ Redshirt the season as per NCAA transfer ruler

At Purdue in 2014-15

- ▶ Redshirt the season

Personal

- ▶ Parents are Haven and John Bodnar
- ▶ Born in Pittsburgh, PA
- ▶ Has three brothers and one sister
- ▶ Husband's name is Lucas

CAREER HIGHS

| | |
|-----|--|
| PTS | 3, at Portland – 2/4/17 |
| REB | 3, twice, last at Portland – 2/4/17 |
| AST | -- |
| STL | -- |
| BLK | -- |
| FGM | 1, seven, last vs. Pepperdine – 2/9/17 |
| FGA | 3, twice, last at Portland – 2/4/17 |
| 3PM | -- |
| 3PA | 1, twice, last @ Georgia – 11/16/16 |
| FTM | -- |
| FTA | 2, @ Georgia – 11/16/16 |

RYDALCH GAME BY GAME STATS**MISCELLANEOUS**

| | 17-18 | Career |
|-------------------|-------|--------|
| Double-Figure PTS | | -- |
| 20-plus Pts | | -- |
| Double-Doubles | | -- |
| 3-plus AST | | -- |
| 3-plus STL | | -- |
| 3-plus 3-point FG | | -- |
| Scoring Leader | | -- |
| Rebound Leader | | -- |
| Assist Leader | | -- |

RYDALCH CAREER STATISTICS (ALL GAMES)

| Year | GP | GS | Min | Avg | FG | FGA | Pct | 3FG | FGA | Pct | FT | FTA | Pct | Off | Def | TR | Avg | PF | FO | A | TO | Blk | Stl | Pts | Avg |
|--------------|----|----|-----|-----|----|-----|------|-----|-----|------|----|-----|------|-----|-----|----|-----|----|----|---|----|-----|-----|-----|-----|
| 2016-17 | 14 | 0 | 58 | 4.1 | 7 | 21 | .333 | 1 | 8 | .125 | 0 | 2 | .000 | 2 | 13 | 15 | 1.1 | 8 | 0 | 2 | 6 | 0 | 0 | 15 | 1.1 |
| 2017-18 | | | | | | | | | | | | | | | | | | | | | | | | | |
| TOTAL | 14 | 0 | 58 | 4.1 | 7 | 21 | .333 | 1 | 8 | .125 | 0 | 2 | .000 | 2 | 13 | 15 | 1.1 | 8 | 0 | 2 | 6 | 0 | 0 | 15 | 1.1 |

RYDALCH CAREER STATISTICS (CONFERENCE GAMES)

| Year | GP | GS | Min | Avg | FG | FGA | Pct | 3FG | FGA | Pct | FT | FTA | Pct | Off | Def | TR | Avg | PF | FO | A | TO | Blk | Stl | Pts | Avg |
|--------------|----|----|-----|-----|----|-----|------|-----|-----|------|----|-----|------|-----|-----|----|-----|----|----|---|----|-----|-----|-----|-----|
| 2016-17 | 7 | 0 | 26 | 3.7 | 4 | 10 | .400 | 1 | 6 | .167 | 0 | 0 | .000 | 0 | 6 | 6 | 0.9 | 2 | 0 | 2 | 1 | 0 | 0 | 9 | 1.3 |
| 2017-18 | | | | | | | | | | | | | | | | | | | | | | | | | |
| TOTAL | 7 | 0 | 26 | 3.7 | 4 | 10 | .400 | 1 | 6 | .167 | 0 | 0 | .000 | 0 | 6 | 6 | 0.9 | 2 | 0 | 2 | 1 | 0 | 0 | 9 | 1.3 |



50 — MACAYLA H. LONGSON 6-4 • JUNIOR • CENTER • MILLVILLE, UT/MOUNTAIN CREST HS

In 2017-18

▶ DNP

2016-17 Season Highlights

▶ Played in 15 of 32 games, last vs. Saint Mary's at WCC Championships. ... got her first collegiate start vs. USD

- ▶ Averaged 1.7 points per game and 1.3 rebounds a contest
- ▶ Recorded season bests in points (6) twice, last vs. Pepperdine
- ▶ Had season highs in rebounds with (7) at USU, which tied for career highs
- ▶ Finished the year with a total of 25 points, 20 rebounds, four blocks and two steals

2017-18 SEASON HIGHS

| | |
|-----|--|
| PTS | |
| REB | |
| AST | |
| STL | |
| BLK | |
| FGM | |
| FGA | |
| 3PM | |
| 3PA | |
| FTM | |
| FTA | |

Personal

- ▶ Parents are Rachelle and Del Hanks
- ▶ Born in Logan, Utah Has two brothers (brother Cal played football at SUU)
- ▶ Husband's name is Kieffer

CAREER HIGHS

| | |
|-----|------------------------------|
| PTS | 9, @ BYU-H – 12/2/15 |
| REB | 7, @ Utah State – 12/17/16 |
| AST | --- |
| STL | 2, @ Utah State – 12/17/16 |
| BLK | 2, @ UGA – 11/16/16 |
| FGM | 4, @ BYU-H – 12/2/15 |
| FGA | 9, @ Utah State – 12/17/16 |
| 3PM | -- |
| 3PA | -- |
| FTM | 2, vs. Washington – 12/22/16 |
| FTA | 2, vs. Washington – 12/22/16 |

HANKS LONGSON GAME BY GAME STATS

MISCELLANEOUS

| | 17-18 | Career |
|-------------------|-------|--------|
| Double-Figure PTS | | -- |
| 20-plus Pts | | -- |
| Double-Doubles | | -- |
| 3-plus AST | | -- |
| 3-plus STL | | -- |
| 3-plus 3-point FG | | -- |
| Scoring Leader | | -- |
| Rebound Leader | | -- |
| Assist Leader | | -- |

HANKS LONGSON CAREER STATISTICS (ALL GAMES)

| Year | GP | GS | Min | Avg | FG | FGA | Pct | 3FG | FGA | Pct | FT | FTA | Pct | Off | Def | TR | Avg | PF | FO | A | TO | Blk | Stl | Pts | Avg |
|--------------|-----------|----------|------------|------------|-----------|-----------|-------------|----------|----------|-------------|----------|----------|-------------|-----------|-----------|-----------|------------|-----------|----------|----------|-----------|----------|----------|-----------|------------|
| 2015-16 | 12 | 0 | 42 | 3.5 | 5 | 16 | .313 | 0 | 0 | .000 | 3 | 6 | .500 | 6 | 7 | 13 | 1.1 | 10 | 0 | 0 | 4 | 0 | 0 | 13 | 1.1 |
| 2016-17 | 15 | 1 | 69 | 4.6 | 11 | 24 | .458 | 0 | 0 | .000 | 3 | 3 | 1.000 | 5 | 15 | 20 | 1.3 | 13 | 0 | 0 | 8 | 4 | 2 | 25 | 1.7 |
| 2017-18 | | | | | | | | | | | | | | | | | | | | | | | | | |
| TOTAL | 27 | 1 | 111 | 4.1 | 16 | 40 | .400 | 0 | 0 | .000 | 6 | 9 | .667 | 11 | 22 | 33 | 1.2 | 21 | 0 | 0 | 12 | 4 | 2 | 38 | 1.4 |

HANKS LONGSON CAREER STATISTICS (CONFERENCE GAMES)

| Year | GP | GS | Min | Avg | FG | FGA | Pct | 3FG | FGA | Pct | FT | FTA | Pct | Off | Def | TR | Avg | PF | FO | A | TO | Blk | Stl | Pts | Avg |
|--------------|-----------|----------|-----------|------------|----------|-----------|-------------|----------|----------|-------------|----------|----------|--------------|----------|----------|----------|------------|----------|----------|----------|----------|----------|----------|-----------|------------|
| 2015-16 | 5 | 0 | 2 | 1.2 | 0 | 2 | .000 | 0 | 0 | .000 | 0 | 0 | .000 | 0 | 0 | 0 | 0.0 | 2 | 0 | 0 | 1 | 0 | 0 | 0 | 0.0 |
| 2016-17 | 9 | 1 | 32 | 3.6 | 5 | 11 | .455 | 0 | 0 | .000 | 1 | 1 | 1.000 | 2 | 6 | 8 | 0.9 | 4 | 0 | 0 | 6 | 1 | 0 | 11 | 1.2 |
| 2017-18 | | | | | | | | | | | | | | | | | | | | | | | | | |
| TOTAL | 14 | 1 | 34 | 2.4 | 5 | 13 | .385 | 0 | 0 | .000 | 1 | 1 | 1.000 | 2 | 6 | 8 | 0.5 | 6 | 0 | 0 | 7 | 1 | 0 | 11 | .78 |

Brigham Young University
Brigham Young University Combined Team Statistics (as of Nov 21, 2017)
All games

| RECORD: | OVERALL | HOME | AWAY | NEUTRAL |
|----------------|----------------|-------------|-------------|----------------|
| ALL GAMES | 3-1 | 2-0 | 1-1 | 0-0 |
| CONFERENCE | 0-0 | 0-0 | 0-0 | 0-0 |
| NON-CONFERENCE | 3-1 | 2-0 | 1-1 | 0-0 |

| ## | Player | gp-gs | min | avg | Total | | 3-Point | | F-Throw | | Rebounds | | | pf | dq | a | to | blk | stl | pts | avg | | |
|----------------|-------------------|-------|-----|------|---------|------|---------|------|---------|------|----------|-----|-----|------|----|---|----|-----|-----|-----|-----|------|--|
| | | | | | fg-fga | fg% | 3fg-fga | 3fg% | ft-fa | ft% | off | def | tot | | | | | | | | | avg | |
| 20 | DEVASHRAYEE, Cass | 4-4 | 159 | 39.8 | 24-59 | .407 | 11-29 | .379 | 24-31 | .774 | 1 | 16 | 17 | 4.3 | 10 | 0 | 21 | 18 | 2 | 9 | 83 | 20.8 | |
| 10 | NAWAHINE, Malia | 4-4 | 143 | 35.8 | 19-42 | .452 | 10-25 | .400 | 7-9 | .778 | 7 | 11 | 18 | 4.5 | 11 | 1 | 11 | 13 | 3 | 5 | 55 | 13.8 | |
| 01 | CHASE, Brenna | 4-4 | 128 | 32.0 | 19-48 | .396 | 10-30 | .333 | 7-9 | .778 | 1 | 5 | 6 | 1.5 | 8 | 0 | 7 | 9 | 2 | 12 | 55 | 13.8 | |
| 03 | SALMON, Shalae | 4-4 | 127 | 31.8 | 18-31 | .581 | 0-0 | .000 | 1-5 | .200 | 18 | 33 | 51 | 12.8 | 12 | 0 | 8 | 12 | 9 | 6 | 37 | 9.3 | |
| 11 | EATON, Liz | 4-0 | 47 | 11.8 | 7-13 | .538 | 3-5 | .600 | 8-11 | .727 | 7 | 5 | 12 | 3.0 | 4 | 0 | 1 | 6 | 1 | 1 | 25 | 6.3 | |
| 13 | JOHNSON, Paisley | 4-0 | 55 | 13.8 | 7-11 | .636 | 2-4 | .500 | 1-2 | .500 | 3 | 7 | 10 | 2.5 | 10 | 0 | 5 | 4 | 1 | 1 | 17 | 4.3 | |
| 04 | WAYMENT, Amanda | 4-4 | 54 | 13.5 | 2-11 | .182 | 0-0 | .000 | 6-8 | .750 | 5 | 7 | 12 | 3.0 | 7 | 0 | 5 | 4 | 2 | 2 | 10 | 2.5 | |
| 05 | ALBIERO, Maria | 4-0 | 31 | 7.8 | 2-5 | .400 | 0-2 | .000 | 1-2 | .500 | 0 | 2 | 2 | 0.5 | 1 | 0 | 5 | 6 | 0 | 1 | 5 | 1.3 | |
| 22 | HAMSON, Sara | 3-0 | 46 | 15.3 | 2-7 | .286 | 0-0 | .000 | 0-0 | .000 | 2 | 7 | 9 | 3.0 | 9 | 1 | 2 | 3 | 8 | 1 | 4 | 1.3 | |
| 33 | MOODY, Jasmine | 4-0 | 35 | 8.8 | 2-4 | .500 | 0-0 | .000 | 0-1 | .000 | 5 | 3 | 8 | 2.0 | 7 | 0 | 3 | 6 | 2 | 0 | 4 | 1.0 | |
| Team | | | | | | | | | | | 10 | 14 | 24 | | | | | | | | | | |
| Total..... | | 4 | 825 | | 102-231 | .442 | 36-95 | .379 | 55-78 | .705 | 59 | 110 | 169 | 42.2 | 79 | 2 | 68 | 81 | 30 | 38 | 295 | 73.8 | |
| Opponents..... | | 4 | 825 | | 89-261 | .341 | 32-98 | .327 | 60-85 | .706 | 72 | 83 | 155 | 38.8 | 78 | - | 51 | 61 | 11 | 48 | 270 | 67.5 | |

| TEAM STATISTICS | BY | OPP | Date | Opponent | Score | Att. |
|------------------------|-----------|------------|---------------------|-----------------------|--------------|-------------|
| SCORING | 295 | 270 | 11/10/17 | SOUTHERN UTAH UNIV. | Wot 75-67 | 972 |
| Points per game | 73.8 | 67.5 | 11/15/17 | at Washington | L 72-80 | 1442 |
| Scoring margin | +6.3 | - | 11/17/17 | at Eastern Washington | W 73-69 | 602 |
| FIELD GOALS-ATT | 102-231 | 89-261 | 11/21/17 | UTAH VALLEY | W 75-54 | 3448 |
| Field goal pct | .442 | .341 | * = Conference game | | | |
| 3 POINT FG-ATT | 36-95 | 32-98 | | | | |
| 3-point FG pct | .379 | .327 | | | | |
| 3-pt FG made per game | 9.0 | 8.0 | | | | |
| FREE THROWS-ATT | 55-78 | 60-85 | | | | |
| Free throw pct | .705 | .706 | | | | |
| F-Throws made per game | 13.8 | 15.0 | | | | |
| REBOUNDS | 169 | 155 | | | | |
| Rebounds per game | 42.2 | 38.8 | | | | |
| Rebounding margin | +3.5 | - | | | | |
| ASSISTS | 68 | 51 | | | | |
| Assists per game | 17.0 | 12.8 | | | | |
| TURNOVERS | 81 | 61 | | | | |
| Turnovers per game | 20.3 | 15.3 | | | | |
| Turnover margin | -5.0 | - | | | | |
| Assist/turnover ratio | 0.8 | 0.8 | | | | |
| STEALS | 38 | 48 | | | | |
| Steals per game | 9.5 | 12.0 | | | | |
| BLOCKS | 30 | 11 | | | | |
| Blocks per game | 7.5 | 2.8 | | | | |
| ATTENDANCE | 4420 | 2044 | | | | |
| Home games-Avg/Game | 2-2210 | 2-1022 | | | | |
| Neutral site-Avg/Game | - | 0-0 | | | | |

| Score by Periods | 1st | 2nd | 3rd | 4th | OT | Totals |
|-------------------------|------------|------------|------------|------------|-----------|---------------|
| Brigham Young Univer | 70 | 65 | 70 | 76 | 14 | 295 |
| Opponents | 60 | 70 | 81 | 53 | 6 | 270 |

Brigham Young University
Brigham Young University Points-Rebounds-Assists (as of Nov 21, 2017)
All games

| Opponent | Date | Score | | 01 | 03 | 04 | 05 | 10 | 11 | 13 |
|-----------------------|----------|-------|---|------------|------------|------------|------------|------------|-----------|------------|
| | | | | CHASE,BREN | SALMON,SHA | WAYMENT,AM | ALBIERO,MA | NAWAHINE,M | EATON,LIZ | JOHNSON,PA |
| SOUTHERN UTAH UNIV. | 11/10/17 | 75-67 | w | 10-3-2 | 12-17-3 | 4-7-1 | 3-1-2 | 19-6-5 | 0-2-0 | 0-3-0 |
| at Washington | 11/15/17 | 72-80 | L | 12-0-4 | 8-15-1 | 2-1-0 | 0-0-1 | 8-5-2 | 12-2-0 | 6-3-1 |
| at Eastern Washington | 11/17/17 | 73-69 | w | 17-1-0 | 7-11-2 | 2-2-0 | 2-0-1 | 7-4-1 | 9-5-0 | 4-2-3 |
| UTAH VALLEY | 11/21/17 | 75-54 | w | 16-2-1 | 10-8-2 | 2-2-4 | 0-1-1 | 21-3-3 | 4-3-1 | 7-2-1 |

| Opponent | Date | Score | | 20 | 22 | 33 |
|-----------------------|----------|-------|---|------------|------------|------------|
| | | | | DEVASHRAYE | HAMSON,SAR | MOODY,JASM |
| SOUTHERN UTAH UNIV. | 11/10/17 | 75-67 | w | 25-4-3 | DNP | 2-4-2 |
| at Washington | 11/15/17 | 72-80 | L | 22-3-4 | 0-1-1 | 2-3-1 |
| at Eastern Washington | 11/17/17 | 73-69 | w | 25-4-2 | 0-2-0 | 0-0-0 |
| UTAH VALLEY | 11/21/17 | 75-54 | w | 11-6-12 | 4-6-1 | 0-1-0 |

2017-18 RADIO/TV ROSTER



BRENNA CHASE
Sophomore, 5-9 Guard
Thornton, Colorado



SHALAE SALMON
Sophomore, 6-3 Forward
Porirua, New Zealand



AMANDA WAYMENT
Senior, 6-1 Forward
Ogden, Utah



MARIA ALBIRO
Freshman, 5-8 Guard
Londrina, Brazil



MALIA NAWAHINE
Graduate, 5-10 Guard
Springville, Utah



LIZ EATON
Sophomore, 5-10 Guard
Mapleton, Utah



PAISLEY JOHNSON
Freshman, 5-9 Guard
Everett, Washington



MALLI VALGARDSON
Freshman, 6-5 F
Pleasant Grove, Utah




ISSIE DEVASHRAYEE
Senior, 5-9 Guard
Glenville, New York



KHAEDIN TAITO
Sophomore, 5-11 Guard
Hastings, New Zealand




SARA HAMSON
Freshman, 6-7 Center
Lindon, Utah



ABBY MANGUM
Freshman, 6-0 Forward
Eagle, Idaho



SHLEY BECKSTRAND
Freshman, 5-7 Guard
St. George, Utah



JASMINE MOODY
Junior, 6-2 Forward
Honolulu, Hawai'i



HALEY RYDALCH
Junior, 6-3 Center
St. George, Utah



MACAYLA LONGSON
Junior, 6-4 Center
Millville, Utah