

SOFTBALL

Kristen Kerr, BYU Athletic Communications | O: (801) 422-9768 | C: (801) 450-1346 | softball_sid@byu.edu | twitter: @byusoftball

MWC Champions 2001	MWC Champions 2005	MWC Champions 2007	MWC Champions 2009	MWC Champions 2010	MWC Champions 2011	WAC Champions 2012	PCSC Champions 2013	WCC Champions 2014	WCC Champions 2015	WCC Champions 2016	WCC Champions 2017	WCC Champions 2018	NCAA Regionals 15 appearances 14 straight '05-'18
---------------------------------	---------------------------------	---------------------------------	---------------------------------	---------------------------------	---------------------------------	---------------------------------	----------------------------------	---------------------------------	---------------------------------	---------------------------------	---------------------------------	---------------------------------	--

BYU 2018 SCHEDULE

Kajikawa Classic (Tempe, Ariz.)			
2/8	Thu	Stanford	W, 10-1 (6) Pac-12
2/8	Thu	Western Michigan	L, 2-1
2/9	Fri	Nebraska	L, 5-4 (8)
2/9	Fri	Georgia	L, 13-1 (6)
2/10	Sat	Oregon State	L, 14-9
Marucci Desert Classic (Las Vegas, Nev.)			
2/15	Thu	Hawai'i	W, 10-1 (5)
2/16	Fri	Florida International	W, 2-0
2/16	Fri	New Mexico	W, 8-1
2/17	Sat	Long Beach State	L, 5-4
2/17	Sat	Iowa State	L, 5-3
Mary Nutter Collegiate Classic (Cathedral City, Calif.)			
2/22	Thu	No. 11 Tennessee	L, 13-0 (5)
2/22	Thu	Missouri	L, 8-6
2/23	Fri	Oklahoma	L, 10-0 (6)
2/23	Fri	CSUN	W, 8-0 (8)
2/24	Sat	Fresno State	W, 7-3
Husky Classic (Seattle, Wash.)			
3/2	Fri	Portland State	W, 11-2 (5)
3/2	Fri	No. 11 Alabama	L, 7-6 (8)
3/3	Sat	Northwestern	W, 8-0 (5)
3/3	Sat	@No. 1 Washington	L, 7-4
Hawai'i Spring Fling Tournament (Honolulu, Hawai'i)			
3/7	Wed	Longwood	W, 2-1
3/7	Wed	James Madison	L, 10-2 (6)
3/8	Thurs	@Hawai'i	W, 2-1
3/9	Fri	East Carolina	W 6-3 (8)
3/10	Sat	Arkansas-Pine Bluff	W, 3-1
3/10	Sat	James Madison	W, 7-2
3/16	Sat	Southern Utah	W, 8-0 (5) BYUtv
3/16	Sat	Southern Utah	W, 10-2 (5) BYUtv
LSU Round Robin (Baton Rouge, La.)			
3/22	Thurs	@LSU	L, 2-1 (12)
3/23	Fri	North Dakota State	W, 3-1
3/23	Fri	@LSU	L, 8-0 (5)
3/24	Sat	Baylor	W, 3-1
ASU Invitational (Tempe, Ariz.)			
3/30	Fri	North Dakota State	L, 4-2
3/30	Fri	@Arizona State	L, 7-0
3/31	Sat	North Dakota State	L, 3-2
3/31	Sat	@Arizona State	L, 10-3
4/3	Tues	@Utah State	W, 5-4 The Mtn.
4/6	Fri	Santa Clara*	W, 8-1
4/6	Fri	Santa Clara*	W, 13-5 (6)
4/7	Sat	Santa Clara*	W, 11-3 (5) TheW.tv
UCCU Crosstown Clash (Orem, Utah)			
4/10	Tues	@Utah Valley	W, 11-0 WAC
4/13	Fri	@Pacific*	L, 2-0 TheW.tv
4/13	Fri	@Pacific*	W, 1-0 TheW.tv
4/14	Sat	@Pacific*	W, 9-0 (5) TheW.tv
Deseret First Duel (Salt Lake City, Utah)			
4/18	Wed	@Utah	W, 5-2 Pac-12
4/25	Wed	Utah State	L, 4-2 BYUtv
4/27	Fri	Saint Mary's*	W, 9-0 (5) BYUtv
4/27	Fri	Saint Mary's*	W, 4-0 BYUtv
4/28	Sat	Saint Mary's*	W, 13-1 TheW.tv
4/30	Mon	@Southern Utah	W, 18-4 (5) PlutoTV
UCCU Crosstown Clash (Provo, Utah)			
5/1	Tues	Utah Valley	W, 11-3 (5) KBYU
5/4	Fri	@San Diego*	W, 10-4
5/4	Fri	@San Diego*	W, 5-1
5/5	Sat	@San Diego*	W, 6-1
5/12	Sat	Loyola Marymount*	W, 3-2 BYUtv
5/12	Sat	Loyola Marymount*	W, 8-0 (6) BYUtv

Bold = at home
* WCC game

EUGENE REGIONAL



BYU (35-20, 13-1 WCC) COUGARS

Head Coach Gordon Eakin
Div. I Career Record 640-291
. 16th season
2017 Record 46-13, 14-1
Last time out Sweep of LMU



Drake (43-10, 24-1 Missouri Valley) BULLDOGS

Head Coach Rich Calvert (16th season)
2017 Record 28-27, 11-15 Big Sky



No. 1 Oregon (47-17, 21-3 Pac-12) DUCKS

Head Coach Mike White (9th season)
2017 Record 54-8, 17-6 Pac-12



UAlbany (30-14, 13-4 America East) GREAT DANES

Head Coach Chris Cannata (24th season)
2017 Record 27-18, 8-7 AECs

BYU STORYLINES

- **FOURTEENTH-STRAIGHT REGIONAL APPEARANCE.** The Cougars are making their 14th-straight NCAA Regional appearance and 15th overall. They have previously played against Oregon in three different Eugene Regionals in 2012, 2013 and 2015.
- **TOP WCC AWARDS.** Following a fifth-straight West Coast Conference championship, BYU softball received three top awards: Rylee Jensen earned WCC Player of the Year, Bridget Fleener won BYU's second-consecutive WCC Freshman of the Year award and Kerisa Viramontes earned WCC Pitcher of the Year, along with Loyola Marymount's Hannah Bandimere.
- **ALL-WCC TEAMS.** Nine Cougars earned All-WCC honors, including four named to the All-WCC First Team: Fleener, Jensen, Libby Sugg and Lexi Tarrow. On the All-WCC Second Team, Autumn Moffat, Alexa Strid and Viramontes received nods. Brielle Breland and Madison Merrell were on the All-WCC Honorable Mention list.
- **HOME RUN HEAT.** BYU ranks No. 22 nationally and No. 1 in the WCC in home runs per game with 1.04. Twelve Cougars have combined to hit 57 homers in 55 games so far this season, led by Libby Sugg's 11. Caitlyn Alldredge and Brielle Breland follow with nine and seven, respectively. Rylee Jensen has six while Alexa Strid has five. Lexi Tarrow, Bridget Fleener and Madison Merrell all have four apiece. Allie Hancock and Ashley Godfrey have hit three and two, respectively. Emilee Erickson and Olivia Sanchez have also hit dingers.

BYU NUMERICAL ROSTER

No.	Name	HT.	POS.	YR.	B/T	Hometown/Previous School
1	Brooke Vander Heide	5-7	OF	So.	L/L	Sandy, Utah/Alta HS
2	Rylee Jensen	5-8	OF	So.	L/L	Idaho Falls, Idaho/Skyline HS
3	Marissa Chavez	5-6	SS, 2B	Fr.	R/R	Covina, Calif./Charter Oaks HS
6	Ashley Godfrey	5-6	OF, C	Jr.	R/R	Buckeye, Ariz./Estrella Foothills HS
7	Arianna Paulson	5-7	P, 1B	Sr.	R/R	Payson, Ariz./Payson HS
8	Emilee Erickson	5-10	C	Jr.	R/R	Phoenix, Ariz./Sandra Day O'Connor HS
10	Arissa Paulson	5-10	P, 1B	So.	R/R	Payson, Ariz./Brightmont Academy
11	Morgan Bevell	5-10	C	Fr.	R/R	Issaquah, Wash./Issaquah HS
12	Brielle Breland	5-8	INF, OF	Sr.	R/R	Mesa, Ariz./Grand Canyon University
13	Bridget Fleener	5-6	1B, C	Fr.	L/R	Camarillo, Calif./Camarillo HS
16	Alexa Strid	5-8	SS, OF	Sr.	R/R	Stephens City, Va./Karl Maeser Academy
17	Erin Miklus	5-2	2B	Fr.	L/R	Altoona, Iowa/Southeast Polk HS
18	Caitlyn Alldredge	5-10	3B	Sr.	R/R	Centerville, Utah/Viewmont HS
20	Autumn Moffat	5-7	P	Fr.	R/R	Eagle, Idaho/Eagle HS
21	Libby Sugg	5-7	C, 1B	Jr.	R/R	Franklin, Tenn./Franklin HS
22	Madison Merrell	5-9	OF	Sr.	R/R	Queen Creek, Ariz./Queen Creek HS
24	Olivia Sanchez	5-7	P, 1B	Jr.	R/R	Murrieta, Calif./Murrieta Valley HS
26	Lexi Tarrow	5-8	OF	Jr.	L/R	Olympia, Wash./A.G. West Black Hills HS
27	Allie Hancock	5-10	OF	Jr.	R/R	Gilbert, Ariz./Basha HS
33	Kerisa Viramontes	5-5	P	So.	R/R	Norco, Calif./Norco HS
55	Martha Epenesa	5-9	3B	Fr.	R/R	Moreno Valley, Calif./Valley View HS

Head Coach: Gordon Eakin (16th year)
Associate Head Coach: Pete Meredith (5th year)
Assistant Coach: AJ Tauai'i (1st year)

Volunteer Assistant Coach: Kevin Jensen (3rd year)
Athletic Trainer: Kenzi Booth (1st year)
Softball Operations: Bridget Bergstrom (1st year)

2018 QUICK FACTS

BRIGHAM YOUNG UNIVERSITY
SCHOOL INFORMATION

Name of School: Brigham Young University
City/Zip: Provo, Utah 84602
Founded: 1875
Enrollment 33,395
Nickname: Cougars
School colors: Blue and White
Home Field/Capacity: Gail Miller Field/2,100
Surface: Grass
Affiliation: Division I
Conference: West Coast Conference
President: Kevin J Worthen, J.D.
Alma Mater, Year: BYU, 1982
Athletic Director: Tom Holmoe
Alma Mater, Year: BYU, 1983
Athletic Department Phone: (801) 422-2096
Ticket Office Phone: (801) 378-2465
Athletic Website: byucougars.com

BYU COACHING STAFF

Head Coach: Gordon Eakin
Record at School (years): 640-291 (16th year)
Career Div. I Record (years): Same
Assistant Coach/Pitching Coach: Pete Meredith (5th year)
Assistant Coach: AJ Tauali'i (1st year)
Volunteer Assistant Coach: Kevin Jensen (3rd year)
Softball Operations: Bridget Bergstrom (1st year)
Athletic Trainer: Kenzi Booth (1st year)

BYU HISTORY

First Year of Softball: 2000 (19th season)
Overall All-Time Record : 686-347 (.664)
Home Record: 222-51 (.813)
Winning Seasons: 18 (last 2018)
Conference Championships: 13 (last 2018)
Total NCAA Appearances (record): 14 (19-28)
Last NCAA Appearance: 2017
Result: Win vs. Mississippi St., Loss vs. Utah, Win vs. Fordham, Loss vs. Utah
In-State Opponent Record: 160-33 (.829)
Record vs. WCC Opponents: 51-8 (.864)

BYU TEAM INFORMATION

2017 Overall Record: 46-13
Conference Record/Finish: 14-1 / 1st
2017 Postseason: NCAA Salt Lake City Regional, 2-2 record
2017 Final RPI Ranking: 20
Starters Returning/Lost: 8/4
Lettermen Returning/Lost: 15/4
Newcomers: 6

SOFTBALL CONTACTS

Kristen Kerr
Softball Media Relations Director
Office: (801) 422-8999
Cell: (801) 450-1346
Email: softball_sid@byu.edu

Ralph Zobel
Assistant Softball Media Relations
Office: (801) 422-9769; Cell: (801) 367-3554
Email: ralph_zobel@byu.edu

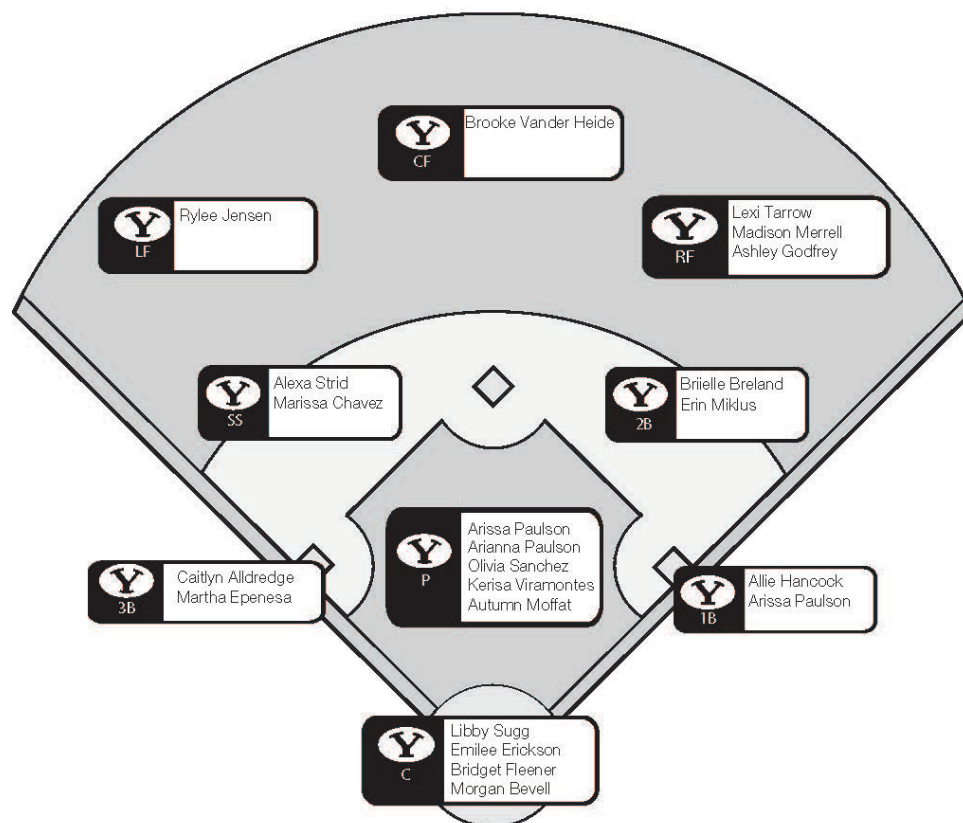
Duff Tittle
Associate AD/Communications
Office: (801) 422-8948; Cell: (801) 372-4401
Email: duff_tittle@byu.edu

Athletic Communications Fax: (801) 422-0633
Mailing Address: 30 SFH, Provo, UT 84602-2239

BYU SOFTBALL BY THE NUMBERS

- 0.62** Freshman Autumn Moffat pitched just over 11 innings in three games during week nine of the season, recording 11 strikeouts and posting an ERA of 0.62.
- 4** Junior catcher Libby Sugg ranks No. 4 in the country in RBI with 64 and No. 11 in runs batted in per game with 1.16. Last year, she totaled 56 and 0.97 in those respective categories.
- 6** The Cougars welcome six newcomers onto this year's squad: Morgan Bevell, Marissa Chavez, Martha Epenesa, Bridget Fleener, Erin Miklus and Autumn Moffat. Fleener has hit four home runs and two triples while Miklus has scored 18 runs.
- 10** After taking the 2018 WCC title, BYU has won 10 conference championships in a row, spanning four different conferences (MWC, WAC, PCSC, WCC).
- 11x2** Pitcher Kerisa Viramontes has recorded 11 strikeouts in two games this season: an 8-1 win over New Mexico (2/16) and a 7-2 victory over James Madison (3/10).
- 19** Outfielder Rylee Jensen currently has a career-high on-base percentage of 19 after sweeping LMU at home last weekend.
- 18** The Cougars recorded season highs in both hits (18) and runs (18) at Southern Utah (4/30).
- 22** BYU ranks No. 22 nationally and No. 1 in the WCC in home runs per game with 1.02. Twelve Cougars have combined to hit 57 homers in 55 games so far this season, led by Libby Sugg's 11.
- .733** Libby Sugg batted .733 with six runs on 11 hits in five games during week 13 of the season. She tallied seven RBI with five doubles and one home run. Sugg also posted a slugging percentage of 1.267.

ROSTER BY POSITION



NATIONAL RANKINGS**USA Today/NFCA Coaches Poll
(05/15/18)**

#	Team (1st place)	Record	Previous
1	Oregon (21)	47-7	2
2	UCLA (10)	50-4	1
3	Oklahoma (1)	50-3	3
4	Florida	50-8	4
5	Washington	44-8	5
6	Arizona State	43-11	6
7	Tennessee	45-12	7
8	Florida State	47-10	10
9	Georgia	43-11	8
10	Arizona	40-14	9
11	South Carolina	45-14	12
12	LSU	41-14	11
13	Alabama	33-18	13
14	Texas A&M	40-16	14
15	Arkansas	39-15	18
16	Auburn	40-15	15
17	Michigan	43-11	16
18	Baylor	36-16	17
19	Kentucky	31-19	19
20	Long Beach State	42-12	20
21	Louisiana	38-14	21
22	Texas State	42-14	23
23	James Madison	42-12	22
24	Hofstra	40-12	NR
25	Minnesota	39-15	NR

Receiving Votes: Mississippi State (44), Drake (36), Kennesaw State (21), California (19), Ohio State (11), Oklahoma State (9), Tulsa (9), Liberty (7), USF (6), Houston (2)

**ESPN.com/USA Softball Collegiate Top 25
(05/15/18)**

#	Team (1st place)	Record	Previous
1	Oregon (17)	47-7	2
2	Oklahoma (1)	50-3	3
3	UCLA (2)	50-4	1
4	Florida	50-8	4
5	Washington	44-8	5
6	Florida State	47-10	7
7	Arizona State	43-11	6
8	Tennessee	45-12	8
9	Arizona	40-14	10
10	South Carolina	45-14	14
11	LSU	41-14	11
12	Georgia	43-11	9
13	Alabama	33-18	15
14	Texas A&M	40-16	13
15	Arkansas	39-15	19
16	Baylor	36-16	16
17	Michigan	43-11	12
18	Auburn	40-15	17
19	Kentucky	31-19	18
20	Minnesota	39-15	23
21	Long Beach State	42-12	20
22	Louisiana	38-14	21
23	Texas State	42-14	NR
24	Hofstra	40-12	NR
25	James Madison	42-12	22

Dropped Out: Oklahoma State (24), Ohio State (25)

Others Receiving Votes: Oklahoma State, Drake, Ohio State, Mississippi State, Oregon State, Boise State, California, Northwestern, Kennesaw State, Tulsa

Italics: 2018 opponent

BYU NOTABLES**STRENGTH OF SCHEDULE**

The 2018 schedule features 17 2017 NCAA Regional teams, seven Super Regional teams and four Women's College World Series teams. In the Mary Nutter Collegiate Classic, BYU plays Oklahoma, the 2016 and 2017 National Champions. The Cougars will face teams from 15 different conferences: the SEC, Pac-12, MWC, Big West, Big 12, Big Ten, Big Sky, American Athletic Conference, Big South, Colonial Athletic Association, Conference USA, Mid-Atlantic Conference, Southland Conference and Summit League.

WCC: YEAR FIVE

BYU enters the fifth season in the West Coast Conference after jumping around following its departure from the Mountain West. The Cougars played in the Western Athletic Conference in 2012 and the Pacific Coast Softball Conference in 2013 before softball was added in the WCC beginning in the 2014 season. Spanning the four conferences, BYU has won nine conference titles in a row.

TEAM CAPTAINS

Seniors Caitlyn Alldredge, Brielle Breland, Alexa Strid and junior Libby Sugg were voted captains by their teammates for the 2018 season. The Cougars have played without captains for years, but the coaching staff believes the captains' presence will help the team play decisively and freely, as well as create a more player-driven team.

ALL-WCC 2018

After winning its fifth WCC title in 2018, BYU received three top awards, along with earning four spots on the All-WCC First team, three on the second team and two honorable mentions.

Player of the Year: Rylee Jensen

Co-Pitcher of the Year: Kerisa Viramontes

Freshman of the Year: Bridget Fleener

All-WCC First Team: Rylee Jensen, Bridget Fleener, Libby Sugg, Lexi Tarrow

All-WCC Second Team: Autumn Moffat, Alexa Strid, Kerisa Viramontes

Honorable Mention: Brielle Breland, Madison Merrell

POSTSEASON CONSISTENCY

For the past 13 seasons, BYU has advanced to the NCAA regionals. The Cougars have gone to 14 NCAA regionals overall, advancing to super regionals just once in 2010.

NFCA ALL-REGION

Along with receiving honors in conference play, Caitlyn Alldredge, McKenna Bull and Libby Sugg received NFCA Division I All-Pacific Region First Team accolades with Rylee Jensen making the third team.

STUDENT-ATHLETES

On and off the field, BYU softball players are making their mark. Arianna Paulson, Brielle Breland and Brooke Vander Heide garnered NFCA All-America Scholar-Athlete honors for the 2016-17 academic year after earning at least a 3.5 GPA. Paulson also received WCC Commissioner's Honor Roll Gold Honors (4.00-3.75) while Breland and Vander Heide gathered Silver Honors (3.74-3.50). Six Cougars claimed Bronze Honors (3.49-3.00): Ashley Thompson, Lauren Bell, McKenzie St. Clair, Libby Sugg, Arissa Paulson and Rylee Jensen. Bell and Thompson also received WCC All-Academic honors for their pursuit of academic excellence in conjunction with contributions to the team.

SISTERS IN SOFTBALL

Arianna and Arissa Paulson are the third set of sisters to play together on a BYU softball team. In the inaugural softball season (2000), twins Jamie and Bryn Kreipl were on the roster. Sisters Anna and Alexandra Hudson played together from 2012-13. Arianna is a senior, Arissa is a sophomore and both are pitchers. They are from Payson, Arizona.

GAIL MILLER FIELD

BYU's field is part of Miller Park, a unique, combined baseball-softball facility. Baseball plays on Larry H. Miller field, while softball calls Gail Miller Field, a back-to-back mirror image of the pre-existing baseball field, home. It was the first combined facility of its kind when it opened in April 2001. BYU has a home record of 206-51 (.802) at the field.

Gail Miller Field has 2,100 chair seats all in the lower bowl, making it the fourth-largest on-campus NCAA softball facility at the time of its creation. The field dimensions are 210 feet down the left- and right-field lines and 220 in center field.

BYU SERIES RECORDS**DRAKE**

Overall series record: 2-0
 Home vs. Drake: 0-0
 Away at Drake: 0-0
 Neutral sites: 2-0
 Under Coach Eakin: 2-0
 Longest win streak: 2
 Last win: 2-1, 02/29/08
 Longest losing streak: -
 Last loss: -

OREGON

Overall series record: 4-10
 Home vs. Oregon: 1-0
 Away at Oregon: 0-8
 Neutral sites: 3-2
 Under Coach Eakin: 3-10
 Longest win streak: 1
 Last win: 6-5, 03/25/14
 Longest losing streak: 4
 Last loss: 1-0, 03/30/17

UALBANY

Overall series record: -
 Home vs. UAlbany: -
 Away at UAlbany: -
 Neutral sites: -
 Under Coach Eakin: -
 Longest win streak: -
 Last win: -
 Longest losing streak: -
 Last loss: -

BYU WINNING STREAKS

22. 2017
 16. 2014, 2009, 2007
 15. 2012
 14. n/a
 13. n/a
 12. 2011, 2003
 11. 2011
 10. 2018, 2015
 9. 2017
 2013, 2010 (twice), 2005 (twice)
 8. 2016, 2015,
 2006, 2005, 2001
 7. 2013 (twice)
 2012, 2010 (twice), 2006, 2002
 6. 2018, 2012
 2010, 2008 (twice), 2004
 5. . . . 2018, 2017, 2015, 2013, 2012,
 2011, 2009, 2008, 2007 (twice),
 2005 (twice), 2003, 2002 (twice)

(Winning streaks of 5+ only)

Softball headed to play in NCAA Regional in Eugene

PROVO, Utah – After winning the 2018 West Coast Conference title on Saturday to secure the 2018 NCAA Regionals automatic bid, BYU softball will head to the Eugene Regional, starting with a matchup against Drake on Thursday.

“We are excited to be playing in the NCAA tournament again this season,” BYU head coach Gordon Eakin said. “Oregon has passionate fans and one of the best softball venues in the country. It’s a strong regional and will be a great test. We are ready.”

The Cougars (35-20, 13-1 WCC) are making their 14th-consecutive NCAA Regionals appearance and 15th in program history. They won the WCC championship for the fifth-straight year and the 10th title in a row overall, spanning four different conferences.

The Eugene Regional will take place Thursday through Saturday and includes host-team No. 1 Oregon (47-7, 21-3), Albany (30-14, 13-4) and Drake (43-10, 24-1) in addition to BYU. A four-team, double-elimination tournament will take place at each of the 16 regional sites, with each winning team advancing to the Super Regionals.

In 2017, the Cougars played in the Salt Lake City Regional where they picked up wins over Mississippi State and Fordham but fell twice to No. 16/17 Utah.

BYU and Drake will play at 3:00 p.m. PDT. The game will be televised live on ESPN3. The remaining schedule is as follows (all times PDT):

Thursday, May 17:

3:00 p.m. – BYU vs. Drake
 5:30 p.m. – Oregon vs. Albany

Friday, May 18:

3:00 p.m. – Game 3 (winners from Thursday)
 5:30 p.m. – Game 4 (losers from Thursday)
 8:00 p.m. – Game 5 (Game 4 winner vs. Game 3 loser)

Saturday, May 20:

4:00 p.m. – Regional Final
 6:30 p.m. – Regional Final Game 2 (if necessary)

OPPONENTS OUTLOOK**Drake Bulldogs (43-10, 24-1 Missouri Valley Conference)**

- The Bulldogs finished the regular season with a 43-10 record, including a 24-1 record and conference title in the Missouri Valley Conference.
- BYU has a 2-0 series record against Drake, having beat the Bulldogs 2-1 in 2008 and 12-1 in 2004.

No. 1 Oregon Ducks (47-7, 21-3 Pac-12)

- The Ducks finished first in the Pac-12 with a 21-3 conference record and a 47-7 overall record.
- BYU has a 4-10 all-time series record against Oregon. The two teams last faced each other in the 2015 Eugene Regional as the Ducks won 8-0.

UAlbany Great Danes (30-14, 13-4 America East)

- The Great Danes finished the regular season with a 30-14 record, including a 14-3 record and first-place finish in the America East.
- BYU has never faced UAlbany.

BYU HITTING STREAKS

PLAYER	SEASON	CURRENT	CAREER
Caitlyn Alldredge	5	3	9
Brielle Breland	8	-	8
Emilee Erickson	2	-	6
Bridget Fleener	11	1	11
Ashley Godfrey	2	-	2
Allie Hancock	1	-	1
Rylee Jensen	13	13	13
Madison Merrell	4	-	4
Erin Miklus	1	1	1
Arisa Paulson	1	-	2
Olivia Sanchez	1	-	1
Alexa Strid	6	-	6
Libby Sugg	8	1	9
Lexi Tarrow	8	-	11
Brooke Vander Heide	4	-	5

BYU ON-BASE STREAKS

PLAYER	SEASON	CURRENT	CAREER
Caitlyn Alldredge	9	3	10
Morgan Bevell	1	-	1
Brielle Breland	13	13	13
Marissa Chavez	1	-	1
Emilee Erickson	3	1	7
Bridget Fleener	12	1	12
Ashley Godfrey	3	-	3
Allie Hancock	5	-	5
Rylee Jensen	19	19	19
Madison Merrell	7	2	7
Erin Miklus	3	3	3
Arisa Paulson	2	-	2
Olivia Sanchez	2	-	2
Alexa Strid	8	-	11
Libby Sugg	19	1	19
Lexi Tarrow	8	-	13
Brooke Vander Heide	5	-	8

HOW MANY GAMES WITH...

PERFECT HITTING % (MIN. 3 AB) 2018 CAREER

Caitlyn Alldredge	-	6
Brielle Breland	1	1
Ashley Godfrey	-	1
Rylee Jensen	1	3
Madison Merrell	1	2
Olivia Sanchez	1	1
Alexa Strid	2	4
Libby Sugg	4	7
Lexi Tarrow	1	1

3+ HITS 2018 CAREER

Caitlyn Alldredge	-	6
Brielle Breland	1	1
Bridget Fleener	1	1
Ashley Godfrey	-	1
Rylee Jensen	2	7
Madison Merrell	1	5
Olivia Sanchez	1	1
Alexa Strid	4	9
Libby Sugg	6	10
Lexi Tarrow	4	7

3+ RBI 2018 CAREER

Caitlyn Alldredge	3	11
Brielle Breland	1	2
Bridget Fleener	2	2
Ashley Godfrey	1	1
Rylee Jensen	1	4
Madison Merrell	2	8
Alexa Strid	3	7
Libby Sugg	10	19
Lexi Tarrow	6	8

2+ STOLEN BASES 2018 CAREER

Brielle Breland	2	2
Allie Hancock	-	1
Alexa Strid	-	2
Lexi Tarrow	2	3
Brooke Vander Heide	2	2

LAST TIME BYU...

Recorded 10-14 hits in a game	11 @ San Diego (05/05/18)
Recorded 15-19 hits in a game	16 @ San Diego (05/04/18)
Recorded 20+ hits in a game	20 vs. Southern Utah (05/04/10)
Scored 10-14 runs	10 @ San Diego (05/05/18)
Scored 15+ runs	18 @ Southern Utah (04/30/18)
Scored 10+ runs in an inning	11 @ Santa Clara (05/06/17)
Drew eight or more walks	13 vs. Santa Clara (04/07/18)
Stole five or more bases	5 vs. Portland St. (03/02/18)
Hit five or more home runs	5 vs. Oregon St. (02/10/18)
Hit 10+ home runs in a game	10 @ Utah Valley (04/16/08)
Had 3+ players with 3+ hits	Hofstedt, Broderick, St. Clair vs. Idaho St. (03/29/14)
Struck out 15+ batters	15 @ Fresno State (03/05/09)
Defeated a team ranked 11-25	3-1 vs. No. 13/14 Baylor (03/24/18)
Defeated a team ranked 6-10	7-2 vs. No. 9 Cal Berkley (03/19/11)
Defeated a top 5 team	6-5 vs. No. 2/3 Oregon (03/25/14)
Lost to a top 5 team	4-7 vs. No. 1 Washington (03/03/18)
Lost a non-conference game at home	4-2 vs. Utah State (04/25/18)
Lost a conference game at home	1-5 vs. Loyola Marymount (04/09/16)
Won a run-rule game	8-0 (6) vs. LMU (05/12/18)
Lost a run-rule game	8-0 (5) @ No. 10/11 LSU (03/23/18)
Won an extra-inning game	6-3 (8) vs. ECU (03/09/18)
Lost an extra-inning game	2-1 (12) @ No. 10/11 LSU (03/22/18)
Played an error-free game	Win vs. LMU (05/12/18)
Didn't have a strikeout at the plate	vs. Oklahoma (03/12/16)
Multiple double plays	2 vs. Santa Clara (04/06/18)
Triple play	vs. San Jose State (02/11/16)
Had back-to-back home runs	Alexa Strid and Madison Merrell vs. LMU (05/12/18)
Had back-to-back-to-back home runs	Fitu, Atagi, Hudson-Shamo vs. UNLV (05/05/11)
Had 3+ players with 3+ RBIs	Merrell, Sugg, Thompson @ Santa Clara (05/06/17)

LAST TIME A BYU PLAYER...

Recorded five or more hits	5, Ashley Thompson vs. Pacific (04/10/15)
Recorded 3 or more hits	3, Libby Sugg vs. LMU (05/12/18)
Hit 1.000 (min. 3 AB)	Libby Sugg (3/3) vs. Utah Valley (05/01/18)
Scored four or more runs	4, Lauren Bell vs. Santa Clara (05/06/15)
Batted in five or more runs	6, Caitlyn Alldredge vs. Saint Mary's (04/28/18)
Had a multi-home run game	2, Caitlyn Alldredge @ Southern Utah (04/30/18)
Hit for the cycle	Never Happened
Hit a grand slam	Caitlyn Alldredge @ Southern Utah (04/30/18)
Hit a grand slam in back-to-back games	Caitlyn Alldredge vs. SMC, @ SUU (04/28/18, 04/30/18)
Drew 4+ walks in a game	4, Jessica Dugas @ Utah Valley (05/02/12)
Stole 3+ bases in a game	3, Ashley Thompson vs. Miami (Ohio) (03/03/17)
Had a walk-off home run	Madison Merrell vs. Santa Clara (04/06/18)
Had a walk-off hit	Libby Sugg's single vs. LMU (05/12/18)

LAST TIME A BYU PITCHER...

Struck out 10+ batters	10, Arianna Paulson @ Southern Utah (04/30/18)
No walks (min. 4 IP)	Autumn Moffat @ San Diego (05/05/18)
Threw a no-hitter	Kerisa Viramontes vs. Nevada (02/17/17)
Threw a perfect game	Hannah Howell vs. LMU (04/13/13)

2018 RECORD WHEN...

Overall	.35-20
Conference	.13-1
Non-Conference	.22-19
Home	.11-1
Away	.10-6
Neutral	.14-13
Day games	.25-14
Night games	.10-6
One-run games	.5-6
Two-run games	.4-5
Five-or-more-run games	.21-8
Extra Inning games	.2-3
Shutouts	.10-5
Scoring 0-2 runs	.4-12
Scoring 3-5 runs	.8-5
Scoring 6-9 runs	.12-3
Scoring 10+ runs	.11-0
Opponent scores 0-2 runs	.27-3
Opponent scores 3-5 runs	.8-6
Opponent scores 6-9 runs	.0-5
Opponent scores 10+ runs	.0-6
BYU scores 1st inning	.24-4
Opponent scores 1st inning	.7-11
BYU scores first	.27-5
Opponent scores first	.8-15
BYU out-hits opponent	.26-4
Opponent out-hits BYU	.7-16
Equal number of hits	.2-0
BYU hits zero home runs	.10-13
BYU hits one home run	.12-4
BYU hits 2+ home runs	.13-3
Opponent hits zero home runs	.24-8
Opponent hits one home run	.10-6
Opponent hits 2+ home runs	.1-6
BYU has no errors	.16-3
BYU has one error	.13-9
BYU has 2+ errors	.6-8
Opponent has no errors	.8-10
Opponent has one error	.13-8
Opponent has 2+ errors	.14-2
Game tied after fifth inning	.5-2
BYU leads after fifth inning	.17-2
BYU trails after fifth inning	.1-14
Game tied after sixth inning	.2-2
BYU leads after sixth inning	.18-3
BYU trails after sixth inning	.0-10
Mercy rule games	.14-5
In February	.6-9
In March	.11-9
In April	.12-2
In May	.6-0
On Monday	.1-0
On Tuesday	.3-0
On Wednesday	.2-2
On Thursday	.3-4
On Friday	.14-8
On Saturday	.12-6
vs. left-handed starter	.3-3
vs. right-handed starter	.32-17

2018 TEAM GAME HIGHS

At Bats	37 at LSU
Runs scored	18 at SUU
Hits	18 at SUU
RBI	17 at SUU
Doubles	.5 three times, last at San Diego
Triples	.1 seven times, last at San Diego
Home runs	.5 vs. Oregon St.
Stolen bases	.5 vs. Portland St.
Walks	.13 vs. Santa Clara
Total Bases	.33 at SUU
Assists	.16 vs. UAPB
DPs turned	.2 twice, last vs. Santa Clara
Strikeouts	.11 twice, last vs. James Madison
Hits allowed	.1 vs. Saint Mary's
Walks allowed	.0 three times, last at San Diego

BYU IN THE NCAA

TEAM STAT RANKINGS

(as of 05/13/18)

Category	Value (ranking)
Batting Average	.0.296 (43)
Double Plays Per Game	.0.35 (85)
Doubles Per Game	.1.27 (95)
Earned Run Average	.2.98 (92)
Fielding Percentage	.0.956 (18)
Home Runs Per Game	.1.04 (22)
On-Base Percentage	.0.390 (26)
Scoring	.5.60 (31)
Slugging Percentage	.0.478 (22)
Stolen Bases Per Game	.1.13 (87)
Strikeout-to-Walk Ratio	.1.64 (133)
Triples Per Game	.0.13 (177)
WL Percentage	.0.636 (65)

INDIVIDUAL STAT RANKINGS

(as of 05/13/18)

Category	Name, value (ranking)
Batting Average	Libby Sugg, .423 (26)
	Bridget Fleener, .378 (130)
Earned Run Average	Kerisa Viramontes, 2.05 (105)
Hit by Pitch Per Game	Brielle Breland, 0.34 (21)
Hits	Libby Sugg, 63 (108)
Home Runs Per Game	Libby Sugg, 0.20 (144)
On-Base Percentage	Libby Sugg, 0.508 (28)
RBI	Libby Sugg, 64 (4)
RBI Per Game	Libby Sugg, 1.17 (13)
Runs Per Game	Rylee Jensen, 1.06 (10)
	Brielle Breland, 0.77 (146)
Sacrifice Flies	Libby Sugg, 6 (4)
	Caitlyn Alldredge, 4 (42)
	Alexa Strid, 3 (126)
Sacrifice Hits Per Game	Brielle Breland, 0.21 (59)
Slugging Percentage	Libby Sugg, 0.732 (44)
	Bridget Fleener, 0.577 (246)
Total Bases	Libby Sugg, 109 (76)
Walks	Libby Sugg, 0.58 (84)

OPPONENTS IN THE NCAA

DRAKE TEAM STAT RANKINGS

(as of 05/13/18)

Category	Value (ranking)
Batting Average	.0.289 (59)
Double Plays Per Game	.0.19 (242)
Doubles Per Game	.1.30 (80)
Earned Run Average	.1.19 (3)
Fielding Percentage	.0.971 (34)
Home Runs Per Game	.0.40 (222)
Scoring	.4.45 (112)
Slugging Percentage	.0.392 (142)
Stolen Bases Per Game	.1.68 (28)
Strikeout-to-Walk Ratio	.3.75 (12)
Triples Per Game	.0.09 (220)
WL Percentage	.0.811 (7)

OREGON TEAM STAT RANKINGS

(as of 05/13/18)

Category	Value (ranking)
Batting Average	.0.322 (7)
Double Plays Per Game	.0.33 (89)
Doubles Per Game	.1.41 (42)
Earned Run Average	.1.12 (1)
Fielding Percentage	.0.978 (9)
Home Runs Per Game	.1.30 (8)
Scoring	.6.22 (11)
Slugging Percentage	.0.531 (4)
Stolen Bases Per Game	.1.41 (51)
Strikeout-to-Walk Ratio	.7.81 (1)
Triples Per Game	.0.11 (200)
WL Percentage	.0.870 (3)

UALBANY STAT RANKINGS

(as of 05/13/18)

Category	Value (ranking)
Batting Average	.0.266 (161)
Double Plays Per Game	.0.24 (199)
Doubles Per Game	.1.24 (103)
Earned Run Average	.2.55 (62)
Fielding Percentage	.0.972 (30)
Home Runs Per Game	.0.65 (113)
Scoring	.4.98 (64)
Slugging Percentage	.0.410 (104)
Stolen Bases Per Game	.1.24 (64)
Triples Per Game	.0.17 (105)
WL Percentage	.0.696 (39)



2018 WCC STANDINGS

BYU	WCC	Overall
Loyola Marymount	11-13	28-23-1
Pacific	9-6	20-27
San Diego	4-11	25-27
Santa Clara	4-11	9-37
Saint Mary's	3-12	15-34

2018 WCC PLAYERS OF THE WEEK

Week 1	Kailey Hill, San Diego
Week 2	Sydney Lahners, Pacific
Week 3	Taylor Spence, San Diego
Week 4	Lexi Tarrow, BYU
Week 5	Rylee Jensen, BYU
Week 6	Delanie Wisz, LMU
Week 7	Rachel Sellers, Pacific
Week 8	Katie Vretzos, San Diego
Week 9	Libby Sugg, BYU
Week 10	Delanie Wisz, LMU
Week 11	Samantha Owen, Pacific
Week 12	Andrea Gonzales, LMU
Week 13	Libby Sugg, BYU
Week 14	Libby Sugg, BYU

2018 WCC PITCHERS OF THE WEEK

Week 1	Halle Kylerl, San Diego
Week 2	Arisa Paulson, BYU
Week 3	Linnay Wilson, LMU
Week 4	Delaney Heller, San Diego
Week 5	Hannah Boos, San Diego
Week 6	Haley Reed, Pacific
Week 7	Kerisa Viramontes, BYU
Week 8	Hannah Boos, San Diego
Week 9	Autumn Moffat, BYU
Week 10	Kerisa Viramontes, BYU
Week 11	Linnay Wilson, LMU
Week 12	Linnay Wilson, LMU
Week 13	Marissa Young, Pacific
Week 14	Autumn Moffat, BYU

FINAL 2017 WCC STANDINGS

BYU	WCC	Overall
Pacific	14-1	46-13
San Diego	10-5	27-24
Loyola Marymount	8-7	22-22
Santa Clara	6-9	20-31
Saint Mary's	4-11	12-35
	3-12	17-31

2017 WCC Player of the Year

Caitlyn Alldredge

2017 Pitcher of the Year

McKenna Bull

2017 WCC Co-Freshman of the Year

Rylee Jensen

2017 WCC Coach of the Year

Gordon Eakin, BYU

2018 WCC AWARDS

2018 WCC Individual Awards

WCC Player of the Year: Rylee Jensen, BYU**WCC Co-Pitcher of the Year:** Kerisa Viramontes, BYU and Hannah Bandimere, LMU**WCC Defensive Player of the Year:** Maddison Flores, LMU**WCC Freshman of the Year:** Bridget Fleener**WCC Coach of the Year:** Sami Strinz-Ward, LMU

2018 All-WCC First Team

Name	Year	Position	Institution
Hannah Bandimere	Jr.	P	LMU
Alicia Brown	Sr.	OF	LMU
Bridget Fleener	Fr.	UTL	BYU
Rylee Jensen	Soph.	OF	BYU
Sydney Lahners	Sr.	1B	Pacific
Samantha Owen	Soph.	OF	Pacific
Hannah Russell	Soph.	C	Santa Clara
Talli Shepherd	Fr.	2B	Pacific
Taylor Spence	Jr.	OF	San Diego
Libby Sugg	Jr.	C	BYU
Lexi Tarrow	Jr.	OF	BYU

2018 All-WCC Second Team

Name	Year	Position	Institution
Andrea Gonzalez	Fr.	3B	LMU
Maddison Flores	Fr.	2B	LMU
Aubree Kim	Soph.	P	Santa Clara
Autumn Moffat	Fr.	P	BYU
Hailey Reed	Soph.	OF	Pacific
Hailey Sparacino	Sr.	SS	Saint Mary's
Alexa Strid	Sr.	SS	BYU
Sabrina Tebou	Sr.	OF	Loyola Marymount
Kerisa Viramontes	Soph.	P	BYU
Marissa Young	Sr.	P	Pacific
Kimiko Zapanta	Fr.	OF	Saint Mary's

Honorable Mention

Brielle Breland, BYU; Madison Casiano, San Diego; Lindsay Clare, San Diego; Ellie Fisher, Santa Clara; Molly Grumbo, LMU; Delaney Heller, San Diego; Kailey Hill, San Diego; Abbey Mariani, Saint Mary's; **Madison Merrell, BYU;** Eleni Spirakis, Santa Clara; Linnay Wilson, LMU; Delanie Wisz, LMU

2018 WCC PRESEASON POLL

2018 WCC Softball Preseason Poll

Team (First Place Votes)	Points
1. BYU (5)	25
T2. Pacific (1)	19
T2. Loyola Marymount	19
4. San Diego	13
5. Saint Mary's	9
6. Santa Clara	5

2018 All-WCC Preseason Softball Team

Name	Institution	Year	Position
Position Players			
Nikki Alexander	Saint Mary's	Soph.	2B/SS
Caitlyn Alldredge	BYU	Sr.	3B
Brooke Christensen	LMU	Sr.	OF
Ellie Fisher	Santa Clara	Sr.	OF
Rylee Jensen	BYU	So.	OF
Sydney Lahners	Pacific	Sr.	1B
Hailey Reed	Pacific	So.	P/OF
Irma Sanchez	LMU	Sr.	C
Hailey Sparacino	Saint Mary's	Sr.	UT
Taylor Spence	San Diego	Jr.	OF
Alexa Strid	BYU	Sr.	SS
Libby Sugg	BYU	Jr.	C

Pitchers

Hannah Bandimere	LMU	Jr.	RHP
Arisa Paulson	BYU	So.	RHP
Marissa Young	Pacific	Sr.	RHP

GORDON EAKIN

**BYU HEAD COACH
2003-PRESENT**

Eakin is entering his 16th season as the Cougars' head coach and his 19th season at BYU overall.

He was named head coach in July 2002 after working as an assistant coach since the softball program's inception in 2000. Since that time he has led the Cougars to five Mountain West Conference championships, one Western Athletic Conference tournament championship, three West Coast Conference championship and 12 NCAA tournament appearances.

The 2017 WCC Coach of the Year (fourth-consecutive year) has coached 13 All-Americans, 11 conference players of the year, five conference freshmen of the year, and five conference pitchers of the year during his tenure.

In 2010, Eakin guided the Cougars to 46 wins, the most in school history, as BYU advanced to the NCAA Super Regionals for the first time ever with wins over East Carolina and host Texas before ending its season at national runner-up Arizona. The Cougars finished second in the country in batting average, seventh in scoring and ninth in slugging percentage as a team.

Known as one of the best hitting coaches in the country, Eakin has helped BYU finish in the top-ten nationally seven times in slugging percentage, six times in home runs per game, four times in batting average and four times in scoring.

In addition to his duties at BYU, Eakin was also an assistant coach and hitting coach for the USA National Team in 2009. In the summer of 2010, Eakin helped guide the National Team to a 17-2 record as USA won the World Championship in Venezuela, the World Cup in Oklahoma and the Japan Cup championship in Sendai, Japan.

Before entering the coaching ranks, Eakin was a successful baseball and softball player. After playing collegiate baseball at the University of Utah, Eakin signed with the Oakland Athletics organization where he played for three years.

Eakin went on to join the United States All-Star team, playing in three U.S. Olympic sports festivals in 1986, 1993 and 1994, winning bronze, silver and gold, respectively. While on the team, Eakin was honored on the ISC All-World First Team and was an ASA All-American. He would later go on to play shortstop on the internationally ranked Larry H. Miller Toyota Fast Pitch team, eventually earning induction into the Utah Fast Pitch Hall of Fame in 1998.

Eakin is a native of Holladay, Utah, and graduated from Granite High. He currently resides in Sandy, Utah, and is married to Barbi. They are the parents of three children (Alicia, Ryan & Parker) and have five grandsons.



EAKIN AT A GLANCE

- Record of 640-291 (.687) in 16 years as BYU head coach
- Former USA National Team hitting coach
- Eight-time conference coach of the year (WCC: 2014-2017, PCSC 2013 and MWC: 2009, 2010 & 2011)
- Led BYU to WCC championships in 2014-2017, the 2013 PCSC championship and the WAC tournament championship in 2012
- Guided Cougars to five Mountain West Conference championships (2005, 2007, 2009, 2010, 2011) while never finishing lower than third in the conference
- Led BYU to first-ever NCAA Super Regional appearance in 2010 and 13-straight NCAA tournament appearances overall
- Coached 13 All-Americans
- Coached 11 conference players of the year, five conference freshmen of the year and five conference pitchers of the year
- Coached 28 All-Region performers, 46 all-conference performers
- Guided BYU to top-10 national finishes in slugging percentage seven times, home runs per game six times, batting average four times and scoring four times
- Coached two players who would go on to play professionally, including MWC Player of the Year Angeline Quiocho who finished first in the nation in home runs per game and RBI per game in 2010

EAKIN COACHING RECORD

YEAR	OVERALL	CONF.	CONF. FINISH	NCAA
2003	36-17	10-7	3rd/MWC	-
2004	34-18	11-8	3rd/MWC	-
2005	45-14	16-2	1st/MWC	1-2
2006	43-22	16-7	2nd/MWC	1-2
2007	43-20	17-4	1st/MWC	2-2
2008	44-20	14-6	2nd/MWC	1-2
2009	40-18	12-2	1st/MWC	2-2
2010	46-13	12-3	1st/MWC	3-2
2011	40-18	11-2	1st/MWC	2-2
2012	45-15	15-4	1st/WAC	2-2
2013	33-25	19-5	1st/PCSC	0-2
2014	34-23	12-2	1st/WCC	1-2
2015	40-14	13-2	1st/WCC	1-2
2016	36-21	12-3	1st/WCC	1-2
2017	46-13	14-1	1st/WCC	2-2
2018	35-20	13-1	-	-
TOTAL	640-291 (.687)	217-59	-	19-26
(16th Season)				



PETE MEREDITH

**BYU ASSOCIATE HEAD COACH
2014-PRESENT**

Coaching Experience

- Named associate head coach in 2018 after serving as assistant coach since 2014
- The Pitching Academy

Playing Career

- Played professional men's fastpitch for Sportsman Enterprises, Dave Frye Plastering, Farm Tavern, Trans Aire International and Larry Miller Toyota
- Meredith pitched in a record 23-consecutive International Softball Congress World Tournaments
- Set records for most tournament wins (61), no hitters (8), strikeouts in a tournament (100) and strikeouts in a game (21)
- Named to the All-World Team seven times
- Inducted into the ASA/USA National Softball Hall of Fame in 2016 and into the International Softball Congress Hall of Fame in 2007
- Holds the record for most wins in ASA national championship play, compiling a 55-27 record before retiring from Major competition in 2002.
- Tied for most wins in one Men's Major National Championship with eight in 1988 for Trans-Aire of Elkhart, Ind. and is the record holder for most IP in one national tourney (88) in that same national championship.

Personal

- Native of Dunedin, New Zealand
- He and wife Angie have one daughter, Olivia



AJ TAUALL'I

**BYU ASSISTANT COACH
2017-PRESENT**

Coaching Experience

- Hitting coach at the Girls of Garciaparra Baseball Group Training Academy in Southern California
- Has coached private lessons for 10 years

Playing Career

- Played first base for Hawai'i from 2007-10
- One of four team captains in 2010 as Hawai'i advanced to the Women's College World Series
- Hit 18 of the team's 158 home runs in 2010, a national record, and finished the season batting .298
- Received All-Western Athletic First and Second Team honors in 2009 and 2010, respectively
- Named to the National Fastpitch Coaches Association All-West Region Team in 2009

Education

- Bachelor of Science in Sociology, University of Hawai'i (2011)

Personal

- Native of Torrance, California
- Served an LDS mission in Eugene, Oregon
- Younger sister Coco Tauall'i Bond played softball for BYU from 2013-16
- Younger sister Brooke Soon played volleyball for BYU from 2007-10



KEVIN JENSEN

**BYU VOLUNTEER ASSISTANT COACH
2016-PRESENT**

Coaching Experience

- Asst. baseball coach at Southern Utah
- Assistant baseball coach at Northridge High
- Assistant softball coach at Clearfield High
- Head softball coach at Layton High
- Head softball coach for Utah Express 14, 16 and 18 & under
- Utah Firebirds 18 & under at the ASA National Softball Championships
- Private softball and baseball instructor

Playing Career

- Played with the Cincinnati Reds
- Kansas City Royals Baseball Academy nominee
- Played baseball at Utah, Southern Utah and Weber State

Personal

- Served an LDS mission in Ontario, Canada
- Niece Tracee Hoch Heaton played softball at BYU in 2006-07
- Wife is Suzi Miya Jensen and has three children and four grandchildren

No.	Name	Pos.	B/T	Ht.	Yr.	Hometown (Previous School)
18	Caitlyn Alldredge	3B, OF	R/R	5-10	Sr.	Centerville, Utah/Viewmont HS
11	Morgan Bevell	C	R/R	5-10	Fr.	Issaquah, Wash./Issaquah HS
12	Brielle Breland	INF, OF	R/R	5-8	Sr.	Mesa, Ariz./Grand Canyon University
3	Marissa Chavez	SS, 2B	R/R	5-6	Fr.	Covina, Calif./Charter Oaks HS
55	Martha Epenesa	3B	R/R	5-9	Fr.	Moreno Valley, Calif./Valley View HS
8	Emilee Erickson	C	R/R	5-10	Jr.	Phoenix, Ariz./Sandra Day O'Connor HS
13	Bridget Fleener	1B, C	L/R	5-6	Fr.	Camarillo, Calif./Camarillo HS
6	Ashley Godfrey	OF, C	R/R	5-6	Jr.	Buckeye, Ariz./Estrella Foothills HS
27	Allie Hancock	OF	R/R	5-10	Jr.	Gilbert, Ariz./Basha HS
2	Rylee Jensen	OF	L/L	5-8	So.	Idaho Falls, Idaho/Skyline HS
22	Madison Merrell	OF	R/R	5-8	Sr.	Queen Creek, Ariz./Queen Creek HS
17	Erin Miklus	2B	L/R	5-2	Fr.	Altoona, Iowa/Southeast Polk HS
20	Autumn Moffat	P	R/R	5-10	Fr.	Eagle, Idaho/Eagle HS
7	Arianna Paulson	P, 1B	R/R	5-8	Sr.	Payson, Ariz./Payson HS
10	Arissa Paulson	P, 1B	R/R	5-10	So.	Payson, Ariz./Brightmont Academy
24	Olivia Sanchez	P, 1B	R/R	5-7	Jr.	Murrieta, Calif./Murrieta Valley HS
16	Alexa Strid	SS	R/R	5-8	Sr.	Stephens City, Va./Karl Maeser Academy
21	Libby Sugg	C	R/R	5-7	Jr.	Franklin, Tenn./Franklin HS
26	Lexi Tarrow	OF	L/R	5-8	Jr.	Olympia, Wash./A.G. West Black Hills HS
1	Brooke Vander Heide	OF	L/L	5-7	So.	Sandy, Utah/Alta HS
33	Kerisa Viramontes	P	R/R	5-5	So.	Norco, Calif./Norco HS

Head Coach: Gordon Eakin (16th year)

Associate Head Coach: Pete Meredith (5th year)

Assistant Coach: AJ Tauali'i (1st year)

Assistant Coach: Kevin Jensen (3rd year)

Athletic Trainer: Kenzi Booth (1st year)

Softball Operations: Bridget Bergstrom (1st year)

Pronunciation Guide:

Brielle Breland	Bree-el brEE-land	Arianna Paulson	AR-ee-aw-nuh
Marissa Chavez	Chaw-vehz	Alexa Strid	Stri-d
Martha Epenesa	Epp-eh-neh-suh	Lexi Tarrow	tehr-oh
Madison Merrell	mare-el	Brooke Vander Heide	Hide
Erin Miklus	Mick-lus	Kerisa Viramontes	Kerr-issa
			Veer-a-mont-es
Gordon Eakin	EE-kin	AJ Tauali'i	Tau-AH-lee-EE

SENIORS (5)

Caitlyn Alldredge
Brielle Breland
Madison Merrell
Arianna Paulson
Alexa Strid

JUNIORS (6)

Emilee Erickson
Ashley Godfrey
Allie Hancock
Olivia Sanchez
Libby Sugg
Lexi Tarrow

SOPHOMORES (4)

Rylee Jensen
Arissa Paulson
Brooke Vander Heide
Kerisa Viramontes

FRESHMEN (6)

Morgan Bevell
Marissa Chavez
Martha Epenesa
Bridget Fleener
Erin Miklus
Autumn Moffat

MARRIED (1)

Caitlyn Alldredge

PITCHERS (5)

Autumn Moffat
Arianna Paulson
Arissa Paulson
Olivia Sanchez
Kerisa Viramontes

CATCHERS (4)

Morgan Bevell
Emilee Erickson
Bridget Fleener
Libby Sugg

INFIELDERS (13)

Caitlyn Alldredge
Brielle Breland
Marissa Chavez
Martha Epenesa
Bridget Fleener
Allie Hancock
Erin Miklus
Autumn Moffat
Arianna Paulson
Arissa Paulson
Alexa Strid
Olivia Sanchez

OUTFIELDERS (8)

Brielle Breland
Ashley Godfrey
Rylee Jensen
Madison Merrell
Alexa Strid
Lexi Tarrow
Brooke Vander Heide

ARIZONA (7)

Brielle Breland
Emilee Erickson
Ashley Godfrey
Allie Hancock
Madison Merrell
Arianna Paulson
Arissa Paulson

CALIFORNIA (4)

Martha Epenesa
Bridget Fleener
Olivia Sanchez
Kerisa Viramontes

IDAHO (2)

Rylee Jensen
Autumn Moffat

IOWA (1)

Erin Miklus

TENNESSEE (1)

Libby Sugg

UTAH (2)

Caitlyn Alldredge
Brooke Vander Heide

VIRGINIA (1)

Alexa Strid

WASHINGTON (1)

Morgan Bevell



Brooke Vander Heide • 1

5-7 • Sophomore • OF • L/L • Sandy, Utah • Alta HS

Career Stats

Season	GP	GS	AB	R	H	2B	3B	HR	RBI	BB	SO	SB	CS	SF	SH	HBP	AVG	SLG	OBP	PO	A	E	FLD
2017	48	40	94	25	32	3	1	0	14	12	17	10	1	0	3	1	.340	.394	.421	25	2	0	1.000
2018	47	39	99	18	24	1	1	0	5	5	15	8	1	0	7	1	.242	.273	.286	43	3	1	0.979
CAREER	95	79	193	43	56	4	2	0	19	17	32	18	2	0	10	2	.290	.332	.354	68	5	1	0.986

Notable

- 2018 WCC All-Academic Team
- Named to 2017 WCC Commissioner's Silver Honor Roll
- 2017 NFCA All-America Scholar-Athlete
- Hit .714 during her senior season in high school
- Her 214 career hits is a Utah high school record
- Lettered in softball (4), volleyball (3) and track (1)

Records

SEASON HIGHS

At Bats 4 four times, last @ Utah (4/18)

Runs 2 vs. PSU (3/2)

Hits 2 twice, last vs. PSU(3/2)

RBI 2 vs. PSU. (3/2)

Walks 1 four times, last vs. Longwood (3/7)

Stolen Bases 2 twice, last @ SD (5/4)

Batting Average (min. 3 AB) .667

twice, last vs. PSU (3/2)

Slugging Percentage (min. 3 AB)

.667 three times, last vs. PSU (3/2)

CAREER HIGHS

At Bats 4 four times, last @ Utah (4/18/18)

Runs 2 four times, last vs. PSU (3/2/18)

Hits 2 seven times, last vs. PSU (3/2/18)

RBI 2 four times, last vs. PSU (3/2/18)

Walks 3 vs. Detroit Mercy (3/3/17)

Stolen Bases 2 twice, last @ SD (5/4/18)

Batting Average (min. 3 AB) .667 six

times, last vs. PSU (3/2/18)

Slugging Percentage (min. 3 AB)

1.333 @ SUU (4/11/17)

Season Highlights

- 2018 WCC All-Academic Team selection
- Went 2/3 in two games this season
- Had two hits and two runs against Portland St. (3/2). Also stole a career-high two bases in that game
- Caught a fly ball in center field and doubled up the runner at second against SUU (3/16)
- Tripled down the right-field line against Saint Mary's (4/28)



Rylee Jensen • 2

5-8 • Sophomore • OF • L/L • Idaho Falls, Idaho • Skyline HS

Career Stats

Season	GP	GS	AB	R	H	2B	3B	HR	RBI	BB	SO	SB	CS	SF	SH	HBP	AVG	SLG	OBP	PO	A	E	FLD
2017	55	53	160	40	54	11	1	6	34	28	16	7	3	1	4	3	.338	.531	.443	69	2	0	1.000
2018	52	51	156	55	52	8	1	6	21	27	19	5	1	0	3	2	.333	.513	.441	68	3	5	0.934
CAREER	107	104	316	95	106	19	2	12	55	55	35	12	4	1	7	6	.335	.522	.442	137	5	5	0.966

Notable

- 2018 WCC Player of the Year
- 2018 and 2017 All-WCC First Team
- Three-time WCC Player of the Week
- 2017 NFCA All-Pacific Region Third Team
- 2017 WCC Co-Freshman of the Year
- 2016 Skyline Player of the Year
- Four-year letterwinner in basketball

Records

SEASON HIGHS

At Bats 5 vs. JMU (3/10)

Runs 3 three times, last vs. LMU (5/16)

Hits 3 twice, last vs. SMC (4/18)

RBI 3 vs. ECU (3/9)

Walks 2 twice, last vs. UAPB (3/10)

Stolen Bases 1 twice, last vs. Alabama (3/2)

Batting Average (min. 3 AB) 1.000

vs. SMC (4/27)

Slugging Percentage (min. 3 AB)

2.000 vs. ECU (3/9)

CAREER HIGHS

At Bats 5 vs. JMU (3/10/18)

Runs 3 five times, last vs. SUU (3/16)

Hits 4 vs. Nebraska (2/9/17)

RBI 5 vs. San Diego (4/28/17)

Walks 2 seven times, last vs. PSU (2/3/18)

Stolen Bases 1 nine times, last vs. Alabama (3/2)

Batting Average (min. 3 AB) 1.000

three times, last vs. SMC (4/27/18)

Slugging Percentage (min. 3 AB)

2.000 twice, last vs. ECU (3/9/18)

Season Highlights

- 2018 WCC Player of the Year and All-WCC First Team selection
- Has gone 2/3 in nine games this season
- Hit a two-run homer against No. 1 Washington (3/3)
- Earned third career WCC Player of the Week honor (3/12) after batting .421 in six games and scoring 10 runs on eight hits, including five home runs and one triple. She also had seven RBI.
- Crushed two home runs against ECU (3/9)
- Went a perfect 2/2 against SUU (3/16)
- Robbed a would-be walk-off home run in the ninth inning against LSU, making the #SCTop10 at No. 9
- Went 3/4 at Utah (4/18) with one run and a double
- Went a perfect 3/3 with two runs against Saint Mary's (4/27)



Marissa Chavez • 3

5-6 • Freshman • SS, 2B • R/R • Covina, California • Charter Oaks HS

Career Stats

Season	GP	GS	AB	R	H	2B	3B	HR	RBI	BB	SO	SB	CS	SF	SH	HBP	AVG	SLG	OBP	PO	A	E	FLD
2018	14	2	16	0	0	0	0	0	0	1	5	0	0	0	0	1	0	0	.111	3	5	0	1.000
CAREER	14	2	16	0	0	0	0	0	0	1	5	0	0	0	0	1	0	0	.111	3	5	0	1.000

Records

SEASON HIGHS

At Bats 3 vs. Iowa St. (2/17)

Runs --

Hits --

RBI --

Walks 1 @ LSU (3/23)

Stolen Bases --

Batting Average (min. 3 AB) --

Slugging Percentage (min. 3 AB) --

CAREER HIGHS

At Bats 3 vs. Iowa St. (2/17/18)

Runs --

Hits --

RBI --

Walks 1 @ LSU (3/23/18)

Stolen Bases --

Batting Average (min. 3 AB) --

Slugging Percentage (min. 3 AB) --

Season Highlights

- Had two putouts and an assist at shortstop at ASU (3/30)
- Recorded two putouts off the bench in the first double-header game at Pacific (4/13). Also had two putouts in the second game as well

Notable

- Four-year varsity starter
- Won the Silver Slugger Award



Ashley Godfrey • 6

5-6 • Junior • OF, C • R/R • Buckeye, Arizona • Estrella Foothills HS
Career Stats

Season	GP	GS	AB	R	H	2B	3B	HR	RBI	BB	SO	SB	CS	SF	SH	HBP	AVG	SLG	OBP	PO	A	E	FLD
2015	9	0	7	3	3	0	0	0	0	0	1	0	0	0	0	0	.429	.429	.429	1	0	0	1.000
2017	15	1	10	3	4	0	0	0	2	1	0	1	0	0	0	1	.400	.400	.500	19	4	0	1.000
2018	30	8	30	10	6	1	0	2	7	3	8	1	0	0	1	1	.200	.433	.294	15	10	2	.926
CAREER	54	9	47	16	13	1	0	2	9	4	9	2	0	0	1	2	.277	.426	.359	35	14	2	.961

Notable

- Majoring in exercise and wellness
- Arizona Interscholastic Association All-State First Team 2010-12
- Lettered in volleyball and soccer, All-Section Second Team in soccer in 2013-14

Records

SEASON HIGHS

At Bats 4 vs. SCU (4/7)
Runs 1 eight times, last @ SUU (4/30)
Hits 2 @ SUU (4/30)
RBI 3 vs. Oregon St. (2/10)
Walks 1 three times, last vs. ECU (3/9)
Stolen Bases 1 vs. @ LSU (3/22)
Batting Average (min. 3 AB) .500 @ USU (4/3)
Slugging Percentage (min. 3 AB) .500 @ USU (4/3)

CAREER HIGHS

At Bats 4 vs. SCU (4/7/18)
Runs 2 vs. Texas A&M (2/20/15)
Hits 3 vs. Detroit Mercy (3/3/17)
RBI 3 vs. Oregon State (2/10/18)
Walks 1 four times, last vs. ECU (3/9)
Stolen Bases 1 twice, last vs. @ LSU (3/22/18)
Batting Average (min. 3 AB) 1.000 vs. Detroit Mercy (3/3/17)
Slugging Percentage (min. 3 AB) 1.000 vs. Detroit Mercy (3/3/17)

Season Highlights

- Hit her first-career home run, a three-run dinger, against Oregon State (2/10) in her home state of Arizona
- Went 2/4 at the plate with two RBI against Santa Clara (4/7). Also had two assists at third base in that game
- Hit a double at Utah Valley (4/10)
- Smashed a two-run homer at Southern Utah (4/30), the second of her career



Arianna Paulson • 7

5-7 • Senior • P, 1B • R/R • Payson, Arizona • Payson HS
Career Stats

Season	GP	GS	W	L	CG	SHO	SV	IP	H	R	ER	BB	SO	2B	3B	HR	AB	HBP	AVG	ERA
2015	14	5	2	3	1	0	0	36.1	49	45	39	44	34	8	0	0	153	9	.320	7.51
2016	11	1	2	0	1	0	0	23.2	30	31	26	38	30	4	0	4	99	1	.303	7.69
2017	12	3	3	1	1	1	2	26.1	27	19	17	18	18	3	0	3	101	5	.267	4.52
2018	10	1	1	1	0	0	0	17.1	15	11	8	19	23	2	0	0	65	2	.231	3.23
CAREER	48	10	7	4	3	1	2	103.2	121	106	90	119	105	17	0	7	418	17	.289	6.08

Notable

- Younger sister Arissa is on the team
- Brother Sterling played rugby at BYU from 2012-14
- Great-grandfather played for the Washington Redskins
- Salutatorian of her high school class
- Also played volleyball and basketball

Records

SEASON HIGHS

Strikeouts 10 @ SUU (4/30)
ERA (min. 4 IP) 1.40 @ SUU (4/30)
Innings Pitched 5.0 @ SUU (4/30)
Opponent Batting Average (min. 4 IP) .316 @ SUU (4/30)
Earned Runs (min. 4 IP) 1 @ SUU (4/30)
Hits (min. 4 IP) 6 @ SUU (4/30)
Walks (min. 4 IP) 2 @ SUU (4/30)
At Bats 19 @ SUU (4/30)

CAREER HIGHS

Strikeouts 10 @ SUU (4/30/18)
ERA (min. 4 IP) .00 vs. Detroit Mercy (3/3/17)
Innings Pitched 7.0 @ San Diego (5/14/16)
Opponent Batting Average (min. 4 IP) .160 @ San Diego (5/14/16)
Earned Runs (min. 4 IP) 0 vs. Detroit Mercy (03/03/17)
Hits (min. 4 IP) 2 UNCO vs. (2/27/15)
Walks (min. 4 IP) 3 three times, last vs. Maine (3/15/17)
At Bats 25 @ San Diego (5/14/16)

Season Highlights

- Made first appearance of the season at No. 10/11 LSU (3/23)
- Recorded a career-high 10 strikeouts at Southern Utah (4/30)



Emilee Erickson • 8

5-10 • Junior • C • R/R • Phoenix, Arizona • Sandra Day O'Connor HS
Career Stats

Season	GP	GS	AB	R	H	2B	3B	HR	RBI	BB	SO	SB	CS	SF	SH	HBP	AVG	SLG	OBP	PO	A	E	FLD
2016	31	25	75	11	21	4	0	3	12	4	20	0	1	0	3	3	.280	.453	.341	116	15	2	.985
2017	10	5	16	3	1	0	0	0	0	1	3	0	0	0	0	2	.063	.063	.211	36	1	0	1.000
2018	20	13	35	3	5	0	0	1	3	6	8	1	0	0	0	2	.143	.229	.302	61	5	0	1.00
CAREER	61	43	126	17	27	4	0	4	15	11	31	1	1	0	3	7	.214	.341	.313	213	21	2	.992

Notable

- 21st member of her family to attend BYU
- Brother Brendon played baseball for BYU in 2013
- Captain of her team that won the 2015 Division I State Championship
- Voted Female Athlete of the Year at her high school

Records

SEASON HIGHS

At Bats 3 four times, last vs. NDSU (3/23)
Runs 1 three times, last @ SUU (4/30)
Hits 2 vs. SUU (3/16)
RBI 2 vs. NDSU (3/23)
Walks 3 vs. Oregon St. (2/10)
Stolen Bases 1 @ ASU (3/31)
Batting Average (min. 3 AB) .667 vs. SUU (3/16)
Slugging Percentage (min. 3 AB) 0.667 vs. SUU (3/16)

CAREER HIGHS

At Bats 4 three times, last @ Utah (3/15/16)
Runs 2 twice, last vs. Santa Clara (5/6/16)
Hits 2 five times, last vs. SUU (3/16/18)
RBI 2 vs. Southern Utah (4/5/16)
Walks 3 vs. Oregon St. (2/10/18)
Stolen Bases 1 @ ASU (3/31/18)
Batting Average (min. 3 AB) .667 three times, last vs. SUU (3/16)
Slugging Percentage (min. 3 AB) 1.667 vs. Santa Clara (5/6/16)

Season Highlights

- Went 2/3 against SUU (3/16)
- Hit a two-run homer against North Dakota St. (3/23)
- Stole her first base of her collegiate career at ASU (3/31)



Arissa Paulson • 10

5-10 • Sophomore • P, 1B • R/R • Payson, Arizona • Brightmont Academy

Career Stats

Season	GP	GS	W	L	CG	SHO	SV	IP	H	R	ER	BB	SO	2B	3B	HR	AB	HBP	AVG	ERA
2017	25	20	11	3	9	2	1	102.0	82	43	41	59	97	17	3	3	363	4	.226	3.72
2018	17	15	7	6	7	3	0	76.0	68	39	32	39	63	8	1	4	292	7	.233	2.95
CAREER	42	35	18	9	16	5	1	178.0	150	82	73	98	160	25	4	7	655	11	.229	2.97

Notable

- Older sister Arianna is on the team
- Brother Sterling played rugby at BYU from 2012-14
- Great-grandfather played for the Washington Redskins
- Arizona Gatorade Softball Player of the Year for 2014-15
- Also played soccer and basketball

Records

SEASON HIGHS

Strikeouts 8 four times, last vs. NU (3/3)
ERA (min. 4 IP) .00 four times, last vs. NU (3/3)
Innings Pitched 8.0, vs. CSUN (2/23)
Opponent Batting Average (min. 4 IP) .133 twice, last vs. NU (3/3)
Earned Runs (min. 4 IP) 0 four times, last vs. NU (3/3)
Hits (min. 4 IP) 2 vs. NU (3/3)
Walks (min. 4 IP) 0 @ Hawai'i (3/8)
At Bats 30 vs. CSUN (2/23)

CAREER HIGHS

Strikeouts 9 vs. UVU (5/8/17)
ERA (min. 4 IP) .00 six times, last vs. NU (3/3)
Innings Pitched 8.0, vs. CSUN (2/23/18)
Opponent Batting Average (min. 4 IP) .087 vs. Pacific (4/14/17)
Earned Runs 0 three times, last vs. NU (3/3)
Hits 1 vs. SUU (4/19/17)
Walks 0 @ Hawai'i (3/8/18)
At Bats 30 vs. CSUN (2/23/18)

Season Highlights

- In the first game of the season, pitched a complete game in win over Stanford (2/8)
- WCC Pitcher of the Week (2/20)
- Pitched three shutouts against FIU, CSUN and North-western



Morgan Bevell • 11

5-10 • Freshman • C • R/R • Issaquah, Washington • Issaquah HS

Career Stats

Season	GP	GS	AB	R	H	2B	3B	HR	RBI	BB	SO	SB	CS	SF	SH	HBP	AVG	SLG	OBP	PO	A	E	FLD
2018	9	0	8	1	0	0	0	0	0	2	4	0	0	0	0	0	0	.200	.300	3	0	0	1.000
CAREER	9	0	8	1	0	0	0	0	0	2	4	0	0	0	0	0	0	.200	.300	3	0	0	1.000

Notable

- Four-year starter on varsity
- Team captain and overall MVP in 2016
- Three-year scholar athlete
- Hopes to pursue a degree in the medical field

Records

SEASON HIGHS

At Bats 1 eight times, last @ SUU (4/30)
Runs 1 @ UVU (4/10)
Hits --
RBI --
Walks 1 twice, last @ UVU (4/10)
Stolen Bases --
Batting Average (min. 3 AB) --
Slugging Percentage (min. 3 AB) --

CAREER HIGHS

At Bats 1 eight times, last @ SUU (4/30/18)
Runs 1 @ UVU (4/10/18)
Hits --
RBI --
Walks 1 twice, last @ UVU (4/10/18)
Stolen Bases --
Batting Average (min. 3 AB) --
Slugging Percentage (min. 3 AB) --

Season Highlights

- Had first collegiate putout as catcher in hometown state at Washington (3/3)
- Scored first run at Utah Valley (4/10)



Brielle Breland • 12

5-8 • Senior • INF, OF • R/R • Mesa, Arizona • Grand Canyon University

Career Stats

Season	GP	GS	AB	R	H	2B	3B	HR	RBI	BB	SO	SB	CS	SF	SH	HBP	AVG	SLG	OBP	PO	A	E	FLD
2017	53	44	108	29	31	6	2	5	29	10	20	7	1	0	3	13	.287	.519	.412	37	3	2	.952
2018	53	52	136	41	37	8	1	7	15	19	32	9	4	1	11	18	.272	.500	.425	99	62	8	.953
CAREER	106	96	244	70	68	14	3	12	44	29	52	16	5	1	14	31	.279	.508	.420	136	65	10	.953

Notable

- Team captain this season
- 2018 All-WCC Honorable Mention
- 2018 WCC All-Academic Team
- 2017 All-WCC Second Team
- WCC Commissioner's Silver Honor Roll in 2017
- Transfer from Grand Canyon University
- Had a .353 career batting average at GCU

Records

SEASON HIGHS

At Bats 5 vs. ECU (3/9)
Runs 3 vs. SUU (3/16)
Hits 4 at USU (4/4)
RBI 3 vs. Hawai'i (2/15)
Walks 2 twice, last vs. Santa Clara (4/6)
Stolen Bases 2 twice, last vs. UVU (5/1)
Batting Average (min. 3 AB) 1.000 at USU (4/4)
Slugging Percentage (min. 3 AB) 1.67 vs. Hawai'i (2/15)

CAREER HIGHS

At Bats 5 vs. ECU (3/9/18)
Runs 3 vs. SUU (3/16)
Hits 2 seven times, last vs. Hawai'i (2/15/18)
RBI 3 three times, last vs. Hawai'i (2/15/18)
Walks 2 three times, last vs. Santa Clara (4/6/18)
Stolen Bases 2 vs. LSU (3/22/18)
Batting Average (min. 3 AB) 1.000 at USU (4/4/18)
Slugging Percentage (min. 3 AB) 2.333 @ LMU (2/7/17)

Season Highlights

- 2018 All-WCC Honorable Mention
- 2018 WCC All-Academic Team selection
- Went a perfect 4/4 with a home run, double and two singles at Utah St. (4/4)
- Hit her first home run of the season, a three-run dinger, against Hawai'i (2/15)
- Also hit a home run against Fresno St. (2/24)
- Went 2/3 and hit a triple against Northwestern (3/2)
- Went a perfect 2/2 with three runs, including two home runs, against SUU (3/16)
- Went 2/3 with a home run at ASU (3/31)
- Went 2/3 and hit a two-run homer at SUU (4/30)
- Stole two bases and went 2/3 with one run and one



Bridget Fleener • 13

5-6 • Freshman • 1B, C • L/R • Camarillo, California • Camarillo HS

Career Stats

Season	GP	GS	AB	R	H	2B	3B	HR	RBI	BB	SO	SB	CS	SF	SH	HBP	AVG	SLG	OBP	PO	A	E	FLD
2018	45	40	111	14	42	6	2	4	29	9	10	1	0	1	4	4	.378	.577	.440	1	0	0	1.000
CAREER	45	40	111	14	42	6	2	3	29	9	10	1	0	1	4	4	.378	.577	.440	1	0	0	1.000

Notable

- 2018 WCC Freshman of the Year
- 2018 All-WCC First Team
- Four-year starter on varsity
- Named ACHS Offensive Player of the Year in 2014, 2015 and 2016
- Plans to major in exercise science

Records

SEASON HIGHS

At Bats 5 vs. LSU (3/22)
Runs 2 @ SUU (4/30)
Hits 2 nine times times, last @ SD (5/5)
RBI 3 at Utah (4/18)
Walks 1 five times, last @ ASU (3/30)
Stolen Bases 1 vs. SMC (4/28)
Batting Average (min. 3 AB) .750 at Utah (4/18)
Slugging Percentage (min. 3 AB) 1.25 vs. Hawai'i (2/15)

CAREER HIGHS

At Bats 5 vs. LSU (3/22/18)
Runs 2 @ SUU (4/30)
Hits 2 nine times times, last @ SD (5/5/18)
RBI 3 at Utah (4/18/18)
Walks 1 six times, last at ASU (3/31/18)
Stolen Bases 1 vs. SMC (4/28/18)
Batting Average (min. 3 AB) .750 at Utah (4/18/18)
Slugging Percentage (min. 3 AB) 1.25 vs. Hawai'i (2/15/18)

Season Highlights

- 2018 WCC Freshman of the Year 2018 and All-WCC First Team selection
- Hit a triple against Nebraska in her first at-bat as a Cougar (2/9)
- Recorded her first home run against Oregon State (2/10)
- Crushed a two-run homer against Hawai'i (2/15)
- Hit her third home run against Portland State (3/2)
- Went 3/4 with a double and three RBI at Utah (4/18)
- Has gone 2/3 in seven games this season
- Went 2/2 with two runs at SUU (4/30)
- Went 2/3 in all three games at San Diego (5/5)
- Hit fourth home run of the season in the conference



Alexa Strid • 16

5-8 • Senior • SS • R/R • Stephens City, Virginia • Karl Maeser Academy

Career Stats

Season	GP	GS	AB	R	H	2B	3B	HR	RBI	BB	SO	SB	CS	SF	SH	HBP	AVG	SLG	OBP	PO	A	E	FLD
2015	49	47	115	23	26	5	0	2	12	12	17	3	1	0	6	4	.226	.322	.321	58	75	15	.899
2016	47	44	122	20	40	7	2	5	21	16	16	1	0	3	3	1	.328	.541	.401	30	14	3	.936
2017	59	59	161	28	51	10	3	5	32	20	14	5	1	1	8	1	.317	.509	.393	78	95	8	.956
2018	54	54	163	26	56	12	0	5	37	7	22	5	0	3	5	1	.344	.509	.368	59	91	15	.909
CAREER	209	204	561	97	173	34	5	17	102	55	69	14	2	7	22	7	.308	.478	.373	225	275	41	.924

Notable

- Team captain this season
- 2018 All-WCC Second Team
- All-WCC First Team in 2016 and 2017
- Redshirt senior (redshirted in 2014)
- Led the Georgia East Cobb Bullets to a top-5 finish at the 2013 18-U Premier Nationals

Records

SEASON HIGHS

At Bats 4 18 times, last at SD (5/5)
Runs 2 six times, last vs. LMU (5/12)
Hits 3 three times, last at SD (5/4)
RBI 5 vs. SUU (3/16)
Walks 3 vs. Santa Clara (4/7)
Stolen Bases 1 twice, last vs. SUU (3/16)
Batting Average (min. 3 AB) 1.000 twice, last @ SUU (4/30)
Slugging Percentage (min. 3 AB) 1.25 twice, vs. LBSU (2/17)

CAREER HIGHS

At Bats 5 twice, last @ San Diego (5/13/16)
Runs 3 @ Santa Clara (5/6/17)
Hits 3 four times, last vs. SUU (3/16)
RBI 5 vs. SUU (3/16/18)
Walks 3 vs. Santa Clara (4/7/18)
Stolen Bases 2 twice, last @ Saint Mary's (5/13/17)
Batting Average (min. 3 AB) 1.000 four times, last @ SUU (4/30)
Slugging Percentage (min. 3 AB) 2.333 vs. Pacific (4/15/17)

Season Highlights

- 2018 All-WCC Second Team selection
- Hit first home run of the season against LBSU (2/17)
- Hit another dinger against CSUN (2/23)
- Went a perfect 2/2, including a triple, against Northwestern (3/3)
- Went a perfect 3/3 with two runs, including a double and a home run, against SUU (3/16). She also had five RBI
- Went 3/4 in two games at Utah St. (4/4) and San Diego (5/4)
- Has gone 2/3 in six games this season
- Went 3/3 a second time this season with one run and two RBI (4/30)
- Hit a solo shot against Utah Valley (5/1)
- Went 2/3 with two runs against LMU (5/12) and hit the



Erin Miklus • 17

5-2 • Freshman • 2B • L/R • Altoona, Iowa • Southeast Polk HS

Career Stats

Season	GP	GS	AB	R	H	2B	3B	HR	RBI	BB	SO	SB	CS	SF	SH	HBP	AVG	SLG	OBP	PO	A	E	FLD
2018	35	3	14	18	4	2	0	0	2	2	5	2	0	0	0	0	.286	.429	.375	4	7	0	1.000
CAREER	35	3	14	18	4	2	0	0	2	2	5	2	0	0	0	0	.286	.429	.375	4	7	0	1.000

Notable

- 2017 Iowa GSCA All-State First Team as a senior
- Two of her brothers wrestle for Mizzou
- Has cousins that played softball at Drake, Iowa and Hartburg College
- National Honor Society
- All-Academic Award
- Plans to study psychology

Records

SEASON HIGHS

At Bats 3 @ ASU (3/30)
Runs 1 18 times, last vs. LMU (5/12)
Hits 2 vs. LMU (5/12)
RBI 2 vs. LMU (5/12)
Walks 1 twice, last @ SUU (4/30)
Stolen Bases 1 twice, last vs. Fresno St. (2/24)
Batting Average (min. 3 AB) --
Slugging Percentage (min. 3 AB) --

CAREER HIGHS

At Bats 3 @ ASU (3/30/18)
Runs 1 18 times, last vs. LMU (5/12/18)
Hits 2 vs. LMU (5/12/18)
RBI 2 vs. LMU (5/12/18)
Walks 1 twice, last @ SUU (4/30/18)
Stolen Bases 1 twice, last vs. Fresno St. (2/24/18)
Batting Average (min. 3 AB) --
Slugging Percentage (min. 3 AB) --

Season Highlights

- Scored 17 runs as a pinch runner
- Had two putouts and one assist in her first collegiate start against Missouri (2/22)
- Also had two putouts and two assists against UAPB (3/10)
- Went 1/1 at Utah Valley (4/10)
- Went 2/2 with two doubles, one run and two RBI (5/12)



Caitlyn Alldredge • 18

5-10 • Senior • 3B • R/R • Centerville, Utah • Viewmont HS

Career Stats

Season	GP	GS	AB	R	H	2B	3B	HR	RBI	BB	SO	SB	CS	SF	SH	HBP	AVG	SLG	OBP	PO	A	E	FLD
2015	17	5	26	5	5	0	0	1	4	1	8	0	0	0	1	1	.192	.308	.250	13	12	2	.926
2016	52	48	128	12	32	4	1	2	15	16	33	2	1	2	1	2	.250	.344	.338	55	3	4	.935
2017	59	59	154	45	53	12	3	10	42	19	27	5	1	2	6	2	.344	.656	.418	48	123	4	.977
2018	54	54	137	22	33	3	0	9	37	22	26	4	0	4	3	2	.241	.460	.345	45	130	13	.931
CAREER	182	166	445	84	123	19	4	22	98	58	94	11	2	8	11	7	.257	.442	.338	161	268	23	.942

Notable

- Team captain this season
- 2017 NFCA All-Pacific Region First Team
- 2017 WCC Player of the Year, All-WCC First Team
- Only married player on this year's roster
- Brother Biss Larsen played baseball for Utah
- Lettered all four years in softball

Records

SEASON HIGHS

At Bats 4 six times, last @ SD (5/5)
Runs 2 three times, last @ SUU (4/30)
Hits 2 six times, last @ SD (5/5)
RBI 6 @ SUU (4/30)
Walks 2 twice, last vs. ECU (3/9)
Stolen Bases 1 four times, last vs. LMU (5/12)
Batting Average (min. 3 AB) .667 twice, last vs. LBSU (2/17)
Slugging Percentage (min. 3 AB) 1.00 twice, last vs. LBSU (2/17)

SEASON HIGHS

At Bats 5 vs. Mount St. Mary's (3/3/16)
Runs 3 three times, last @ SCU (5/6/17)
Hits 3 six times, last @ SCU (5/6/17)
RBI 6 @ SUU (4/30/18)
Walks 3 @ Utah (3/15/16)
Stolen Bases 1 11 times, last vs. LMU (5/12/18)
Batting Average (min. 3 AB) 1.000 six times, last @ SCU (5/6/17)
Slugging Percentage (min. 3 AB) 3.000 vs. San Diego (4/28/17)

Season Highlights

- Hit a home run against Oregon State (2/10)
- Crushed a three-run homer against New Mexico (2/16)
- Recorded seven putouts against Iowa State (2/17)
- Went a perfect 2/2, including a home run and two RBI, against Northwestern (3/3)
- Hit fourth home run of the season against JMU (3/7)
- Smashed the first of back-to-back homers against No. 13/14 Baylor (3/24)
- Went a perfect 2/2 at Utah Valley (4/10) with two runs, including a homer
- Blasted a grand slam in back-to-back games (4/28, 4/30), recording five and six RBI, respectively
- Ended the first LMU game (5/12) with an incredible diving catch into her own dugout, robbing a popped-up foul ball, making the #SCTop10 at No. 4



Autumn Moffat • 20

5-10 • Freshman • P, 1B • R/R • Eagle, Idaho • Eagle HS

Career Stats

Season	GP	GS	W	L	CG	SHO	SV	IP	H	R	ER	BB	SO	2B	3B	HR	AB	HBP	AVG	ERA
2018	27	13	7	6	6	1	1	89.2	106	66	49	34	65	10	1	12	378	11	.280	3.83
CAREER	27	13	7	6	6	1	1	89.2	106	66	49	34	65	10	1	12	378	11	.280	3.83

Notable

- 2018 All-WCC Second Team
- Her dad played football at BYU while her brother was a cheerleader here
- Three-time state champion pitcher
- Two-time 5A pitcher of the year
- Wants to study nursing

Records

SEASON HIGHS

Strikeouts 5 four times, last vs. LMU (5/12)
ERA (min. 4 IP) 0.0 three times, last vs. SMC (4/27)
Innings Pitched 7.0 three times, last @ SD (5/5)
Opponent Batting Average (min. 4 IP) 0.105 vs. SUU (3/16)
Earned Runs (min. 4 IP) 0 four times, last vs. LMU (5/17)
Hits (min. 4 IP) 2 twice, last vs. SUU (3/16)
Walks (min. 4 IP) 0 four times, last @ SD (5/5)
At Bats 28 vs. UAPB (3/10)

CAREER HIGHS

Strikeouts 5 four times, last vs. LMU (5/12/18)
ERA (min. 4 IP) 0.0 three times, last vs. SMC (4/27/18)
Innings Pitched 7.0 three times, last @ SD (5/5/18)
Opponent Batting Average (min. 4 IP) 0.105 vs. SUU (3/16/18)
Earned Runs (min. 4 IP) 0 four times, last vs. LMU (5/17/18)
Hits (min. 4 IP) 2 twice, last vs. SUU (3/16/18)
Walks (min. 4 IP) 0 four times, last @ SD (5/5/18)
At Bats 28 vs. UAPB (3/10/18)

Season Highlights

- 2018 All-WCC Second Team selection
- Started first collegiate game against LBSU (2/17)
- Earned first collegiate win over Portland State (3/2)
- Pitched a complete game in win over Arkansas at Pine Bluff without walking any batters (3/10)
- Recorded a career-high five strikeouts three times
- WCC Pitcher of the Week (4/9) after posting an ERA of 0.62 and recording 11 strikeouts the previous week
- Totaled four strikeouts in three innings at Utah (4/18)
- Earned first shutout win against Saint Mary's (4/27)
- WCC Pitcher of the Week (5/12) after earning a shutout, recording five strikeouts and allowing five hits and one walk



Libby Sugg • 21

5-7 • Junior • C • R/R • Franklin, Tennessee • Franklin HS

Career Stats

Season	GP	GS	AB	R	H	2B	3B	HR	RBI	BB	SO	SB	CS	SF	SH	HBP	AVG	SLG	OBP	PO	A	E	FLD
2016	57	57	163	30	52	10	1	18	58	37	33	0	1	1	0	1	.319	.724	.446	288	15	4	.987
2017	58	57	163	30	58	12	0	13	56	18	22	4	0	4	5	2	.356	.669	.417	315	16	2	.994
2018	55	55	149	32	63	13	0	11	64	32	14	2	0	6	3	0	.423	.732	.508	261	23	8	.973
CAREER	170	169	475	92	173	35	1	42	178	87	69	6	1	11	8	3	.364	.707	.457	864	54	14	.985

Notable

- Team captain this season
- 2018 All-WCC First Team
- 2018 WCC All-Academic Team
- Named to 2018 USA Softball College Player of the Year Watch List
- 2017 NFCA All-Pacific Region First Team
- 2017 All-WCC Second Team
- Won two ASA/USA National Championships with Tennessee Fury 97
- Hit a grand slam against Saint Mary's in 2016

Records

SEASON HIGHS

At Bats 4 nine times, last vs. Santa Clara (4/6)
Runs 3 vs. Santa Clara (4/6)
Hits 4 twice, last vs. Santa Clara (4/7)
RBI 4 four times, last vs. UVU (5/1)
Walks 2 six times, last vs. LSU (3/22)
Stolen Bases 1 vs. PSU (3/2)
Batting Average (min. 3 AB) 1.000 twice, last @ SUU (4/30)
Slugging Percentage (min. 3 AB) 2.667 twice, last @ UVU (4/10)

CAREER HIGHS

At Bats 4 32 times, last vs. Santa Clara (4/6/18)
Runs 3 vs. Santa Clara (4/6/18)
Hits 3 five times, last vs. New Mexico (2/16/18)
RBI 5 twice, last vs. Nebraska (2/9/17)
Walks 3 vs. Santa Clara (5/7/16)
Stolen Bases 1 five times, last vs. PSU (3/2/18)
Batting Average (min. 3 AB) 1.000 six times, last @ SUU (4/30)
Slugging Percentage (min. 3 AB) 2.667 twice, last vs. NDSU (3/30/18)

Season Highlights

- 2018 All-WCC First Team selection
- 2018 WCC All-Academic Team selection
- Leads the team in home runs with 11 this season
- Went a perfect 5/5 in two games the same day against Nebraska and No. 25 Georgia (2/9)
- Had two homers and seven RBI at the Kajikawa Classic
- Went 2/3 with a home run against SUU (3/16)
- Also went 2/3 and had two home runs against North Dakota St. (3/30)
- Three-time WCC Player of the Week (4/9, 5/7, 5/12)
- Went a perfect 3/3 at Utah Valley (4/10) with two doubles, one three-run homer and four RBI
- Also went a perfect 3/3 at SUU (4/30) with two runs
- Went a perfect 3/3 with two runs and four RBI against Utah Valley (5/1)
- Went 3/4 with one run and two RBI against LMU (5/12)



Madison Merrell • 22

5-9 • Senior • OF • R/R • Queen Creek, Arizona • Queen Creek HS
Career Stats

Season	GP	GS	AB	R	H	2B	3B	HR	RBI	BB	SO	SB	CS	SF	SH	HBP	AVG	SLG	OBP	PO	A	E	FLD
2015	11	8	27	7	6	1	1	1	2	2	4	3	0	0	0	2	.222	.444	.323	19	7	3	.897
2016	49	39	121	21	36	7	1	4	27	9	16	2	1	1	2	1	.298	.471	.348	31	1	2	.941
2017	32	12	44	12	10	4	0	2	11	3	11	3	0	0	1	0	.227	.455	.277	16	2	1	.947
2018	37	32	86	16	23	6	0	4	20	12	11	5	1	1	0	3	.267	.477	.373	72	4	0	1.000
CAREER	135	91	278	56	75	18	2	11	60	26	42	13	2	2	3	6	.270	.468	.343	138	14	6	.962

Notable

- 2018 All-WCC Honorable Mention

- Hit a three-run home run against Pacific in 2017
- Made eight appearances in the circle as a freshman
- Won back-to-back national titles in 2012 and 2013 with the Queen Creek Ladycats
- Athlete and Player of the Year in 4A division in 2014
- Also played volleyball

Records

SEASON HIGHS

At Bats 4 three times, last @ SD (5/4)
Runs 3 @ SUU (4/30)
Hits 2 four times, last @ SD (5/4)
RBI 3 twice, last vs. Santa Clara (4/7)
Walks 1 four times, last vs. Santa Clara (4/6)
Stolen Bases 1 five times, last @ SUU (4/30)
Batting Average (min. 3 AB) 1.000 vs. Santa Clara (4/6)
Slugging Percentage (min. 3 AB) 1.33 three times, last vs. Santa Clara (4/6)

CAREER HIGHS

At Bats 4 15 times, last last @ SD (5/4/18)
Runs 3 @ SUU (4/30/18)
Hits 3 four times, last vs. UTEP (3/4/16)
RBI 4 vs. UC Santa Barbara (3/19/16)
Walks 2 vs. Southern Illinois (2/27/15)
Stolen Bases 1 11 times, last v@ SUU (4/30/18)
Batting Average (min. 3 AB) 1.000 twice, last vs. Santa Clara (4/6/18)
Slugging Percentage (min. 3 AB) 2.333 vs. UTEP (3/4/16)

Season Highlights

- 2018 All-WCC Honorable Mention
- Hit a home run against Oregon St. (2/10)
- Went 2/3 at Hawai'i (3/8)
- Smashed the second of back-to-back homers against No. 13/14 Baylor (3/24)
- Went 2/3 with one run against North Dakota St. (3/31)
- Went a perfect 3 for 3 with one double and two RBI against Santa Clara (4/6)
- Scored three runs at SUU (4/30)
- Hit the second of back-to-back home runs against LMU (5/12)



Olivia Sanchez • 24

5-7 • Junior • P, 1B • R/R • Murrieta, California • Murrieta Valley HS
Career Stats

Season	GP	GS	W	L	CG	SHO	SV	IP	H	R	ER	BB	SO	2B	3B	HR	AB	HBP	AVG	ERA
2016	23	14	7	8	5	2	0	91	107	61	44	40	49	27	1	11	370	7	.289	3.38
2017	7	0	0	0	0	0	0	9	12	11	10	4	1	1	0	3	40	0	.300	7.78
2018	22	13	0	1	0	0	0	10.2	17	18	17	8	4	5	1	5	48	1	.354	11.16
CAREER	52	27	7	9	5	2	0	110.2	136	90	71	52	54	33	2	19	458	8	.297	4.49

Notable

- Cousin of former BYU softball outfielder Monica Gonzales (2006-09)
- High school team was back-to-back league champions in 2013 and 2014
- Scholar athlete in 2012, 2013, 2015
- Southwestern League MVP in 2013 and 2015

Records

SEASON HIGHS

Strikeouts 2 @ ASU (3/31)
ERA (min. 4 IP) --
Innings Pitched 2.2 @ ASU (3/31)
Opponent Batting Average (min. 4 IP) --
Earned Runs (min. 4 IP) --
Hits (min. 4 IP) --
Walks (min. 4 IP) --
At Bats 13 vs. Georgia (2/9)

CAREER HIGHS

Strikeouts 6 twice, last @ Texas (4/2/16)
ERA (min. 4 IP) .00 seven times, last vs. Nebraska (5/20/16)
Innings Pitched 7.0 vs. Creighton (2/13/16)
Opponent Batting Average (min. 4 IP) .050 twice, last vs. Nebraska (5/20/16)
Earned Runs (min. 4 IP) 0 six times, last vs. SCU (5/6/16)
Hits (min. 4 IP) 1 three times, last vs. Nebraska (5/20/16)
Walks (min. 4 IP) 0 @ SUU (5/3/16)
At Bats 31 vs. Missouri (2/27/16)

Season Highlights

- Has also seen time at first base, earned her first career hit on a single to center field against North Dakota St. (3/31)
- Had one RBI at USU (4/4)
- Hit her first collegiate home run and went a perfect 3/3 with two RBI against Santa Clara (4/6)
- Struck out two batters in just over two innings pitching at ASU (3/31)
- Has three runs on seven hits this season



Lexi Tarrow • 26

5-8 • Junior • OF • L/R • Olympia, Washington • A.G. West Black Hills HS
Career Stats

Season	GP	GS	AB	R	H	2B	3B	HR	RBI	BB	SO	SB	CS	SF	SH	HBP	AVG	SLG	OBP	PO	A	E	FLD
2016	42	31	89	22	23	3	1	0	6	7	20	5	0	0	3	2	.258	.315	.327	12	2	1	.933
2017	57	56	157	42	62	4	3	3	30	29	30	7	2	0	3	2	.395	.516	.495	18	1	0	1.000
2018	54	53	162	41	56	9	1	4	34	26	33	15	1	1	3	1	.346	.488	.437	47	4	3	.944
CAREER	153	140	408	105	141	16	5	7	70	62	83	27	3	1	9	5	.346	.461	.437	77	7	4	.955

Notable

- Full name is Lexi
- 2018 All-WCC First Team
- 2017 All-WCC Honorable Mention
- Two-time WCC Player of the Week

Records

SEASON HIGHS

At Bats 5 @ SD (5/4)
Runs 2 12 times, last @ SD (5/5)
Hits 3 four times, last @ SD (5/4)
RBI 3 four times, last vs. SUU (3/16)
Walks 3 vs. Alabama (3/2)
Stolen Bases 2 twice, last vs. ECU (3/9)
Batting Average (min. 3 AB) 1.000 vs. PSU (3/2)
Slugging Percentage (min. 3 AB) 2.000 vs. PSU (3/2)

CAREER HIGHS

At Bats 5 twice, last SD (5/4/18)
Runs 3 vs. UVU (4/26/17)
Hits 4 vs. UVU (4/26/17)
RBI 3 seven times, last vs. SUU (3/16)
Walks 3 vs. Alabama (3/2/18)
Stolen Bases 2 three times, last vs. ECU (3/9)
Batting Average (min. 3 AB) 1.000 vs. PSU (3/2/18)
Slugging Percentage (min. 3 AB) 2.000 twice, last vs. PSU (3/2)

Season Highlights

- 2018 All-WCC First Team selection
- Hit three-run homers against both Stanford (2/8) and Missouri (2/22)
- Earned second career WCC Player of the Week (3/5) after batting .700 and stealing four bases. Scored six runs on seven hits while also adding four RBI and a home run
- Went 3/4 with two runs against SUU (3/16). She also had three RBI
- Also went 3/4 with two runs and one RBI against Santa Clara (4/6)
- Went 2/3 with two runs at Pacific (4/14), including a three-run homer
- Went 3/5 with two runs at San Diego (5/4)
- Went 2/4 with two runs and one triple at San Diego (5/5)



Allie Hancock • 27

5-10 • Junior • OF • R/R • Gilbert, Arizona • Basha HS

Career Stats

Season	GP	GS	AB	R	H	2B	3B	HR	RBI	BB	SO	SB	CS	SF	SH	HBP	AVG	SLG	OBP	PO	A	E	FLD
2016	18	2	10	6	1	0	0	0	1	3	4	3	0	0	0	0	.100	.100	.308	3	0	0	1.000
2017	20	7	18	2	2	0	0	1	3	4	5	1	1	1	0	4	.111	.278	.370	6	1	0	1.000
2018	48	24	58	8	9	1	1	3	8	10	19	4	0	0	1	4	.155	.362	.319	189	7	3	.985
CAREER	86	33	86	16	12	1	1	4	12	17	28	8	1	1	1	8	.140	.314	.330	198	8	3	.986

Notable

- Hit first career home run vs. Nevada
- Set the home run record at Basha HS in 2015 with 14 home runs (3rd in state)
- 2015 District Player of the Year
- Division I state runner-up in 2012
- Won back-to-back national titles in 2012 and 2013 with the Lady Cats

Records

SEASON HIGHS

At Bats 4 twice, last vs. Alabama (3/3)
Runs 2 vs. Hawai'i (2/15)
Hits 2 vs. Hawai'i (2/15)
RBI 2 vs. Stanford (2/8)
Walks 2 vs. FIU (2/16)
Stolen Bases 1 three times, last @ Hawai'i (3/8)
Batting Average (min. 3 AB) .500 vs. Hawai'i (2/15)
Slugging Percentage (min. 3 AB) 1.25 vs. Hawai'i (2/15)

CAREER HIGHS

At Bats 4 four times, last vs. Alabama (3/3/18)
Runs 2 vs. Hawai'i (2/15/18)
Hits 2 vs. Hawai'i (2/15/18)
RBI 2 twice, last vs. Stanford (2/8/18)
Walks 2 twice, last vs. FIU (2/16/18)
Stolen Bases 2 vs. Robert Morris (2/20/16)
Batting Average (min. 3 AB) .500 vs. Hawai'i (2/15)
Slugging Percentage (min. 3 AB) 1.25 vs. Hawai'i (2/15)

Season Highlights

- Hit a two-run homer against Stanford (2/8)
- Also crushed a home run against Hawai'i (2/16)
- Tripled against Washington (3/3)
- Smashed her third home run of the season against Saint Mary's (4/28)



Kerisa Viramontes • 33

5-5 • Sophomore • P • R/R • Norco, California • Norco HS

Career Stats

Season	GP	GS	W	L	CG	SHO	SV	IP	H	R	ER	BB	SO	2B	3B	HR	AB	HBP	AVG	ERA
2017	11	4	2	2	1	1	0	21.1	28	18	17	8	13	3	0	2	88	3	.318	7.25
2018	34	26	19	6	14	3	1	150.1	136	56	44	67	116	16	0	14	566	6	.240	2.05
CAREER	45	30	21	8	15	4	1	171.2	164	74	61	75	129	19	0	16	654	9	.251	2.49

Notable

- 2018 WCC Co-Pitcher of the Year
- 2018 All-WCC Second Team selection
- Threw a no-hitter in her collegiate debut vs. Nevada
- First freshman to start the CIF Southern Section Division I Title game since 2006
- All-Inland First Team as a freshman

Records

SEASON HIGHS


Strikeouts 11 twice, last vs. James Madison (3/10)
ERA (min. 4 IP) .00 four times, last @ UVU (4/10)
Innings Pitched 11.1 at LSU (3/22)
Opponent Batting Average (min. 4 IP) .160 vs. New Mexico (2/16)
Earned Runs (min. 4 IP) 0 six times, last @ Pacific (4/14)
Hits (min. 4 IP) 2 twice, last @ Pacific (4/14)
Walks (min. 4 IP) 1 twice, last @ UVU (4/10)
At Bats (min. 4 IP) 38 at LSU (3/22)

CAREER HIGHS

Strikeouts 11 twice, last vs. James Madison (3/10/18)
ERA (min. 4 IP) .00 five times, last @ UVU (4/10/18)
Innings Pitched 11.1 at LSU (3/22/18)
Opponent Batting Average (min. 4 IP) .000 vs. Nevada (2/17/17)
Earned Runs 0 seven times, last @ Pacific (4/14/18)
Hits (min. 4 IP) 0 vs. Nevada (2/17/17)
Walks (min. 4 IP) 1 three times, last @ UVU (4/10/18)
At Bats (min. 4 IP) 38 at LSU (3/22/18)

Season Highlights

- 2018 WCC Co-Pitcher of the Year and All-WCC Second Team selection
- Recorded 11 strikeouts twice in wins over New Mexico (2/16) and James Madison (3/10)
- Two-time WCC Pitcher of the Week (3/26), (4/16)
- Threw 199 pitches in a 12-inning loss at No. 10/11 LSU, giving up no earned runs in the complete game
- Totaled 10 strikeouts against Santa Clara (4/6)



Martha Epenesa • 55

5-9 • Freshman • 3B • R/R • Moreno Valley, California • Valley View HS

Career Stats

Season	GP	GS	W	L	CG	SHO	SV	IP	H	R	ER	BB	SO	2B	3B	HR	AB	HBP	AVG	ERA
2018	0	0	0	0	0	0	0	0	0	0	0	0	0	0	0	0	0	0	0	0
CAREER	0	0	0	0	0	0	0	0	0	0	0	0	0	0	0	0	0	0	0	0

Notable

- Played for California Cruisers (18 gold)
- High school team took first in the 2016 Valley View Inland Championship League and qualified for CIF playoffs
- Also a standout high school volleyball player and was the All-CIF MVP in 2016

Records

SEASON HIGHS

At Bats --
Runs --
Hits --
RBI --
Walks --
Stolen Bases --
Batting Average (min. 3 AB) --
Slugging Percentage (min. 3 AB) --

CAREER HIGHS

At Bats --
Runs --
Hits --
RBI --
Walks --
Stolen Bases --
Batting Average (min. 3 AB) --
Slugging Percentage (min. 3 AB) --

Season Highlights

- Has not played yet

2018 BYU SOFTBALL ROSTER



#1 • Brooke Vander Heide
So. • OF



#2 • Rylee Jensen
So. • OF



#3 • Marissa Chavez
Fr. • 2B/SS



#6 • Ashley Godfrey
Jr. • OF/C



#7 • Arianna Paulson
Sr. • P/1B



#8 • Emilee Erickson
Jr. • C



#10 • Arissa Paulson
So. • P/1B



#11 • Morgan Bevell
Fr. • C



#12 • Brielle Breland
Sr. • INF/OF



#13 • Bridget Fleener
Fr. • 1B, C



#16 • Alexa Strid
Sr. • SS



#17 • Erin Miklus
Fr. • 2B



#18 • Caitlyn Alldredge
Sr. • Third Base



#20 • Autumn Moffat
Fr. • P/1B



#21 • Libby Sugg
Jr. • C



#22 • Madison Merrell
Sr. • OF



#24 • Olivia Sanchez
Jr. • P/1B



#26 • Lexi Tarrow
Jr. • OF



#27 • Allie Hancock
Jr. • OF



#33 • Kerisa Viramontes
So. • P



#55 • Martha Epenesa
Fr. • 3B



The Automated ScoreBook
Overall Statistics for BYU (as of May 12, 2018)
(All games Sorted by Batting avg)

Record: 35-20 Home: 11-1 Away: 10-6 Neutral: 14-13 Conference: 13-1

Player	avg	gp-gs	ab	r	h	2b	3b	hr	rbi	tb	slg%	bb	hp	so	gdp	ob%	sf	sh	sb-att	po	a	e	fld%
21 SUGG, Libby	.423	55-55	149	32	63	13	0	11	64	109	.732	32	0	14	0	.508	6	3	2-2	261	23	8	.973
13 FLEENER, Bridget	.378	45-40	111	14	42	6	2	4	29	64	.577	9	4	10	2	.440	1	4	1-1	1	0	0	1.000
26 TARROW, Lexi	.346	54-53	162	41	56	9	1	4	34	79	.488	26	1	33	0	.437	1	3	15-16	47	4	3	.944
16 STRID, Alexa	.344	54-54	163	26	56	12	0	5	37	83	.509	7	1	22	1	.368	3	5	5-5	59	91	15	.909
2 JENSEN, Rylee	.333	52-51	156	55	52	8	1	6	21	80	.513	27	3	19	1	.441	0	3	5-6	68	3	5	.934
17 MIKLUS, Erin	.286	35-3	14	18	4	2	0	0	2	6	.429	2	0	5	0	.375	0	0	2-2	4	7	0	1.000
12 BRELAND, Brielle	.272	53-52	136	41	37	8	1	7	15	68	.500	19	18	32	0	.425	1	11	9-13	99	62	8	.953
22 MERRELL, Madison	.267	37-32	86	16	23	6	0	4	20	41	.477	12	3	11	0	.373	1	0	5-6	72	4	0	1.000
1 VANDER HEIDE, Br	.242	47-39	99	18	24	1	1	0	5	27	.273	5	1	15	0	.286	0	7	8-9	43	3	1	.979
18 ALLDREDGE, Caitl	.241	54-54	137	22	33	3	0	9	37	63	.460	22	2	26	1	.345	4	3	4-4	45	130	13	.931
6 GODFREY, Ashley	.200	30-8	30	10	6	1	0	2	7	13	.433	3	1	8	0	.294	0	1	1-1	15	10	2	.926
24 SANCHEZ, Olivia	.194	17-13	36	3	7	0	0	1	5	10	.278	1	2	2	1	.250	1	1	0-0	65	4	2	.972
27 HANCOCK, Allie	.155	48-24	58	8	9	1	1	3	8	21	.362	10	4	19	0	.319	0	1	4-4	189	7	3	.985
8 ERICKSON, Emilee	.143	20-13	35	3	5	0	0	1	3	8	.229	6	2	8	0	.302	0	0	1-1	61	5	0	1.000
10 PAULSON, Arissa	.091	7-5	11	0	1	0	0	0	0	1	.091	1	0	4	0	.167	0	1	0-0	11	12	1	.958
3 CHAVEZ, Marissa	.000	14-2	16	0	0	0	0	0	0	0	.000	1	1	5	0	.111	0	0	0-0	3	5	0	1.000
11 BEVELL, Morgan	.000	9-0	8	1	0	0	0	0	0	0	.000	2	0	4	0	.200	0	0	0-0	3	0	0	1.000
Totals	.297	55	1407	308	418	70	7	57	287	673	.478	185	43	237	6	.391	18	43	62-70	1050	418	68	.956
Opponents	.253	55	1371	190	347	41	3	35	165	499	.364	168	27	276	13	.345	5	23	32-40	1034	383	58	.961

LOB - Team (361), Opp (362). DPs turned - Team (19), Opp (11). CI - Team (1), SUGG 1. IBB - Team (3), SUGG 3, Opp (3).

(All games Sorted by Earned run avg)

Player	era	w-l	app	gs	cg	sho	sv	ip	h	r	er	bb	so	2b	3b	hr	b/avg	wp	hp	bk	sfa	sha
33 VIRAMONTES, Keri	2.05	19-6	34	26	14	3/2	1	150.1	136	56	44	67	116	16	0	14	.240	5	6	0	2	11
10 PAULSON, Arissa	2.95	7-6	14	14	7	3/0	0	76.0	68	39	32	39	63	8	1	4	.233	7	7	0	1	4
7 PAULSON, Arianna	3.23	1-1	10	1	0	0/2	0	17.1	15	11	8	19	23	2	0	0	.231	4	2	0	0	2
20 MOFFAT, Autumn	3.59	8-6	28	14	7	2/0	1	95.2	111	66	49	35	70	10	1	12	.278	6	11	0	2	5
24 SANCHEZ, Olivia	11.16	0-1	7	0	0	0/0	0	10.2	17	18	17	8	4	5	1	5	.354	1	1	0	0	1
Totals	2.98	35-20	55	55	28	10/2	2	350.0	347	190	149	168	276	41	3	35	.253	23	27	0	5	23
Opponents	5.26	20-35	55	55	21	5/2	0	344.2	418	308	259	185	237	70	7	57	.297	22	43	0	18	43

PB - Team (3), SUGG 2, ERICKSON 1, Opp (2). Pickoffs - Team (2), ERICKSON 1, SUGG 1. SBA/ATT - SUGG (27-34), VIRAMONTES (15-18), PAULSON,ARIS (9-10), MOFFAT (6-8), ERICKSON (5-6), PAULSON,ARIA (2-4).

The Automated ScoreBook
Overall Statistics for BYU (as of May 12, 2018)
(All games Sorted by Fielding pct)

Player	c	po	a	e	fld%	dp	sba	csb	sba%	pb	ci
22 MERRELL, Madison	76	72	4	0	1.000	2	0	0	---	0	0
8 ERICKSON, Emilee	66	61	5	0	1.000	0	5	1	.833	1	0
17 MIKLUS, Erin	11	4	7	0	1.000	0	0	0	---	0	0
3 CHAVEZ, Marissa	8	3	5	0	1.000	0	0	0	---	0	0
7 PAULSON, Arianna	5	0	5	0	1.000	0	2	2	.500	0	0
11 BEVELL, Morgan	3	3	0	0	1.000	0	0	0	---	0	0
13 FLEENER, Bridget	1	1	0	0	1.000	0	0	0	---	0	0
27 HANCOCK, Allie	199	189	7	3	.985	9	0	0	---	0	0
1 VANDER HEIDE, Br	47	43	3	1	.979	0	0	0	---	0	0
21 SUGG, Libby	292	261	23	8	.973	4	27	7	.794	2	1
24 SANCHEZ, Olivia	71	65	4	2	.972	3	0	0	---	0	0
10 PAULSON, Arissa	24	11	12	1	.958	0	9	1	.900	0	0
12 BRELAND, Brielle	169	99	62	8	.953	11	0	0	---	0	0
26 TARROW, Lexi	54	47	4	3	.944	1	0	0	---	0	0
2 JENSEN, Rylee	76	68	3	5	.934	0	0	0	---	0	0
18 ALLDREDGE, Caitl	188	45	130	13	.931	6	0	0	---	0	0
6 GODFREY, Ashley	27	15	10	2	.926	0	0	0	---	0	0
16 STRID, Alexa	165	59	91	15	.909	8	0	0	---	0	0
33 VIRAMONTES, Keri	22	2	18	2	.909	1	15	3	.833	0	0
20 MOFFAT, Autumn	32	2	25	5	.844	3	6	2	.750	0	0
Totals	1536	1050	418	68	.956	19	32	8	.800	3	1
Opponents	1475	1034	383	58	.961	11	62	8	.886	2	0

The Automated ScoreBook
Game Results for BYU (as of May 12, 2018)
(All games)

Date	Opponent	Score	Inns	Overall	Conference	Pitcher of record	Attend	Time
Feb 08, 2018	vs Stanford	w 10-1	6	1-0-0	0-0-0	PAULSON,ARIS (W 1-0)	376	2:08
Feb 08, 2018	vs Western Michigan	L 1-2	7	1-1-0	0-0-0	VIRAMONTES (L 0-1)	171	1:59
Feb 09, 2018	vs Nebraska	L 4-5	(8)	1-2-0	0-0-0	MOFFAT (L 0-1)	0	2:29
Feb 09, 2018	vs #25 Georgia	L 1-13	6	1-3-0	0-0-0	VIRAMONTES (L 0-1)	214	2:32
! Feb 10, 2018	vs Oregon State	L 9-14	7	1-4-0	0-0-0	PAULSON,ARIS (L 1-1)	188	2:23
Feb 15, 2018	vs Hawai'i	w 10-1	5	2-4-0	0-0-0	PAULSON,ARIS (W 2-1)	130	
Feb 16, 2018	vs FIU	w 2-0	7	3-4-0	0-0-0	PAULSON,ARIS (W 3-1)	0	
Feb 16, 2018	vs New Mexico	w 8-1	7	4-4-0	0-0-0	VIRAMONTES (W 1-2)	45	2:04
Feb 17, 2018	vs Long Beach State	L 4-5	7	4-5-0	0-0-0	SANCHEZ (L 0-1)	127	2:09
Feb 17, 2018	vs Iowa State	L 3-5	7	4-6-0	0-0-0	PAULSON,ARIS (L 3-2)	200	1:50
Feb 22, 2018	vs #11 Tennessee	L 0-13	5	4-7-0	0-0-0	MOFFAT (L 0-2)	145	11:5
Feb 22, 2018	vs Mizzou	L 6-8	7	4-8-0	0-0-0	PAULSON,ARIS (L 3-3)	381	2:19
Feb 23, 2018	vs #4 Oklahoma	L 0-10	6	4-9-0	0-0-0	VIRAMONTES (L 1-3)	350	2:07
# Feb 23, 2018	vs CSUN	w 8-0	(8)	5-9-0	0-0-0	PAULSON,ARIS (W 4-3)	250	2:39
Feb 24, 2018	vs Fresno State	w 7-3	7	6-9-0	0-0-0	PAULSON,ARIS (W 5-3)	137	2:18
Mar 02, 2018	vs Portland State	w 11-2	5	7-9-0	0-0-0	MOFFAT (W 1-2)	0	1:42
Mar 02, 2018	vs #11 Alabama	L 6-7	(8)	7-10-0	0-0-0	PAULSON,ARIS (L 5-4)	0	2:22
Mar 03, 2018	vs Northwestern	w 8-0	5	8-10-0	0-0-0	PAULSON,ARIS (W 6-4)	0	1:27
Mar 03, 2018	at #1 Washington	L 4-7	7	8-11-0	0-0-0	PAULSON,ARIS (L 6-5)	1621	2:12
Mar 07, 2018	vs Longwood	w 2-1	7	9-11-0	0-0-0	VIRAMONTES (W 2-3)	0	1:40
Mar 07, 2018	vs James Madison	L 2-10	6	9-12-0	0-0-0	PAULSON,ARIS (L 6-6)	0	1:45
Mar 08, 2018	at Hawai'i	w 2-1	7	10-12-0	0-0-0	PAULSON,ARIS (W 7-6)	476	1:40
Mar 09, 2018	vs East Carolina	w 6-3	(8)	11-12-0	0-0-0	VIRAMONTES (W 3-3)	0	2:13
Mar 10, 2018	vs Arkansas Pine Bluff	w 3-1	7	12-12-0	0-0-0	MOFFAT (W 2-2)	0	1:38
Mar 10, 2018	vs James Madison	w 7-2	7	13-12-0	0-0-0	VIRAMONTES (W 4-3)	0	2:25
Mar 16, 2018	SOUTHERN UTAH-1	w 8-0	5	14-12-0	0-0-0	VIRAMONTES (W 5-3)	-	1:30
Mar 16, 2018	SOUTHERN UTAH-2	w 10-2	5	15-12-0	0-0-0	MOFFAT (W 3-2)	1652	1:40
Mar 22, 2018	at LSU	L 1-2	(12)	15-13-0	0-0-0	VIRAMONTES (L 5-4)	1302	3:26
Mar 23, 2018	vs North Dakota State	w 3-1	7	16-13-0	0-0-0	VIRAMONTES (W 6-4)	0	1:50
Mar 23, 2018	at #10 LSU	L 0-8	5	16-14-0	0-0-0	MOFFAT (L 3-3)	1297	1:28
Mar 24, 2018	vs #13 Baylor	w 3-1	7	17-14-0	0-0-0	VIRAMONTES (W 7-4)	0	1:40
Mar 30, 2018	vs North Dakota State	L 2-4	7	17-15-0	0-0-0	VIRAMONTES (L 7-5)	243	1:47
Mar 30, 2018	at #8 Arizona State	L 0-7	7	17-16-0	0-0-0	PAULSON,ARIA (L 0-1)	1857	2:02
Mar 31, 2018	vs North Dakota State	L 2-3	7	17-17-0	0-0-0	MOFFAT (L 3-4)	262	2:10
Mar 31, 2018	at #8 Arizona State	L 3-10	7	17-18-0	0-0-0	VIRAMONTES (L 7-6)	1616	2:13
Apr 03, 2018	at Utah State	w 5-4	7	18-18-0	0-0-0	VIRAMONTES (W 8-6)	537	2:26
* Apr 06, 2018	SANTA CLARA-1	w 8-1	7	19-18-0	1-0-0	VIRAMONTES (W 9-6)	-	2:06
* Apr 06, 2018	SANTA CLARA-2	w 13-5	6	20-18-0	2-0-0	MOFFAT (W 4-4)	1821	2:00
* Apr 07, 2018	SANTA CLARA	w 11-3	5	21-18-0	3-0-0	MOFFAT (W 5-4)	140	2:04
Apr 10, 2018	at Utah Valley	w 11-0	5	22-18-0	3-0-0	VIRAMONTES (W 11-6)	409	1:36
* Apr 13, 2018	at Pacific	L 0-2	7	22-19-0	3-1-0	MOFFAT (L 5-5)	110	1:43
* Apr 13, 2018	at Pacific	w 1-0	7	23-19-0	4-1-0	VIRAMONTES (W 11-6)	160	1:50
* Apr 14, 2018	at Pacific	w 9-0	5	24-19-0	5-1-0	VIRAMONTES (W 12-6)	79	1:36
Apr 18, 2018	at Utah	w 5-2	7	25-19-0	5-1-0	VIRAMONTES (W 13-6)	1074	2:22
Apr 25, 2018	UTAH STATE	L 2-4	7	25-20-0	5-1-0	MOFFAT (L 5-6)	432	2:44
* Apr 27, 2018	SAINT MARY'S-1	w 9-0	5	26-20-0	6-1-0	VIRAMONTES (W 14-6)	-	1:24
* Apr 27, 2018	SAINT MARY'S-2	w 4-0	7	27-20-0	7-1-0	MOFFAT (W 6-6)	2035	2:25
* Apr 28, 2018	SAINT MARY'S	w 13-1	5	28-20-0	8-1-0	VIRAMONTES (W 15-6)	1802	1:54
Apr 30, 2018	at Southern Utah	w 18-4	5	29-20-0	8-1-0	PAULSON,ARIA (W 1-1)	50	2:18
May 01, 2018	UTAH VALLEY	w 11-3	5	30-20-0	8-1-0	VIRAMONTES (W 16-6)	608	1:39
* May 04, 2018	at San Diego	w 10-4	7	31-20-0	9-1-0	VIRAMONTES (W 17-6)	484	2:23
* May 05, 2018	at San Diego-1	w 5-1	7	32-20-0	10-1-0	MOFFAT (W 7-6)	379	1:45
* May 05, 2018	at San Diego-2	w 6-1	7	33-20-0	11-1-0	VIRAMONTES (W 18-6)	421	1:47
* May 12, 2018	LOYOLA MARYMOUNT-1	w 3-2	7	34-20-0	12-1-0	VIRAMONTES (W 19-6)	-	2:10
* May 12, 2018	LOYOLA MARYMOUNT-2	w 8-0	6	35-20-0	13-1-0	MOFFAT (W 8-6)	333	1:50

() extra inning game

The Automated ScoreBook
Team Game-by-Game for BYU (as of May 12, 2018)
Batting (All games)

Date	Opponent	ab	r	h	rbi	2b	3b	hr	tb	bb	ibb	sb	cs	hbp	sac	sf	gdp	k	po	a	e	lob	avg
Feb 08	vs Stanford	26	10	7	10	1	0	3	17	4	0	0	0	1	1	0	0	7	18	6	2	4	.269
Feb 08	vs Western Michiga	26	1	4	1	0	0	0	4	1	0	2	0	0	0	0	0	10	21	11	0	5	.212
Feb 09	vs Nebraska	30	4	8	4	1	1	0	11	2	1	1	0	0	1	0	1	8	23	7	1	6	.232
Feb 09	vs Georgia	20	1	4	1	0	0	0	4	4	0	0	1	1	1	0	0	14	18	6	1	7	.225
Feb 10	vs Oregon State	27	9	7	9	0	0	5	22	6	0	0	0	0	1	0	0	6	21	11	3	4	.233
Feb 15	vs Hawai'i	30	10	14	10	2	0	3	25	5	0	1	0	1	0	0	0	4	15	7	1	11	.277
Feb 16	vs FIU	20	2	3	2	2	0	1	8	7	0	1	1	1	0	0	0	6	21	7	1	8	.263
Feb 16	vs New Mexico	27	8	7	7	1	0	2	14	4	0	0	0	3	1	0	1	6	21	1	0	6	.262
Feb 17	vs Long Beach Stat	30	4	9	4	1	0	1	13	2	0	0	0	0	0	0	0	3	18	13	4	7	.267
Feb 17	vs Iowa State	23	3	6	3	0	0	0	6	5	0	0	0	2	2	0	0	4	21	11	1	8	.266
Feb 22	vs Tennessee	18	0	3	0	0	0	0	3	2	0	0	0	1	0	0	0	4	15	7	3	6	.260
Feb 22	vs Mizzou	28	6	9	6	0	0	1	12	3	0	0	0	0	1	1	0	5	18	8	1	6	.266
Feb 23	vs Oklahoma	24	0	6	0	1	0	0	7	1	0	0	0	1	0	0	0	2	16	3	3	8	.264
Feb 23	vs CSUN	28	8	6	7	1	0	1	10	5	0	2	0	0	2	0	0	9	24	8	3	4	.261
Feb 24	vs Fresno State	27	7	10	7	3	0	1	16	5	0	2	0	0	1	0	0	9	21	10	0	8	.268
Mar 02	vs Portland State	20	11	9	8	1	0	2	16	6	0	5	0	3	0	1	0	2	15	7	1	6	.277
Mar 02	vs Alabama	29	6	8	5	1	0	0	9	7	2	2	0	0	2	2	0	3	23	9	1	11	.277
Mar 03	vs Northwestern	19	8	9	8	2	1	1	16	3	0	2	0	0	1	1	0	3	15	11	1	4	.285
Mar 03	at Washington	24	4	6	4	0	1	1	11	3	0	0	0	0	0	1	1	0	18	12	2	3	.284
Mar 07	vs Longwood	20	2	5	2	0	0	0	5	2	0	1	0	0	3	0	1	3	21	6	0	5	.282
Mar 07	vs James Madison	23	2	4	2	0	0	2	10	1	0	0	0	0	0	0	0	3	18	8	1	4	.277
Mar 08	at Hawai'i	25	2	4	1	0	0	1	7	3	0	2	1	1	1	0	0	3	21	5	0	7	.272
Mar 09	vs East Carolina	32	6	7	5	1	0	2	14	7	0	2	0	0	0	1	0	5	24	14	0	11	.269
Mar 10	vs Arkansas Pine Bl	24	3	5	2	0	1	0	7	2	0	1	0	0	0	0	0	1	21	16	1	5	.267
Mar 10	vs James Madison	30	7	10	6	1	0	1	14	4	0	0	2	2	2	0	0	4	21	3	1	10	.270
Mar 16	SOUTHERN UTAH	20	8	8	8	2	0	3	19	3	0	1	0	0	0	0	0	1	15	11	1	3	.274
Mar 16	SOUTHERN UTAH	27	10	14	10	2	0	1	19	3	0	2	0	0	2	0	0	1	15	6	5	8	.284
Mar 22	at LSU	37	1	4	1	0	0	0	4	5	0	3	0	2	5	0	0	13	34	10	1	15	.275
Mar 23	vs North Dakota Sta	23	3	3	3	0	0	1	6	3	0	0	0	1	0	1	0	6	21	6	2	4	.270
Mar 23	at LSU	16	0	1	0	0	0	0	1	1	0	0	0	0	0	0	0	3	12	7	2	2	.266
Mar 24	vs Baylor	21	3	5	2	0	0	2	11	3	0	1	0	0	1	0	0	5	21	6	1	4	.265
Mar 30	vs North Dakota Sta	25	2	3	2	0	0	2	9	0	0	0	0	2	0	0	0	5	18	4	1	4	.260
Mar 30	at Arizona State	21	0	0	0	0	0	0	0	1	0	0	0	1	0	0	0	11	18	7	0	2	.254
Mar 31	vs North Dakota Sta	32	2	11	2	0	0	0	11	1	0	2	0	1	0	0	0	7	21	7	0	11	.257
Mar 31	at Arizona State	24	3	4	2	1	0	1	8	1	0	1	0	1	1	1	0	2	18	12	1	4	.255
Apr 03	at Utah State	32	5	12	5	3	0	1	18	1	0	2	0	0	0	1	0	5	21	9	1	8	.259
*Apr 06	SANTA CLARA	22	8	7	7	2	0	0	9	11	0	2	0	2	1	1	1	2	21	7	0	11	.260
*Apr 06	SANTA CLARA	30	13	15	13	1	0	3	25	2	0	2	1	1	0	1	1	0	18	8	9	5	.268
*Apr 07	SANTA CLARA	20	11	6	11	2	0	1	11	13	0	1	0	2	1	0	0	2	15	9	1	11	.268
Apr 10	at Utah Valley	28	11	14	9	5	0	2	25	4	0	0	0	0	1	0	0	1	15	2	1	7	.275
*Apr 13	at Pacific	24	0	3	0	0	0	0	3	1	0	2	0	0	0	0	0	4	18	8	3	4	.271
*Apr 13	at Pacific	21	1	2	1	0	0	0	2	2	0	0	0	2	2	0	0	6	21	10	0	5	.268
*Apr 14	at Pacific	23	9	8	9	1	0	1	12	6	0	1	0	0	1	0	0	5	15	7	0	6	.270
Apr 18	at Utah	32	5	10	4	2	0	0	12	2	0	0	0	1	1	0	0	2	21	6	0	10	.271
Apr 25	UTAH STATE	29	2	7	2	1	0	0	8	0	0	0	0	0	0	0	0	5	21	7	2	6	.270
*Apr 27	SAINT MARY'S	20	9	8	9	5	0	0	13	3	0	1	0	2	0	1	0	1	15	4	0	5	.272
*Apr 27	SAINT MARY'S	25	4	10	4	3	1	0	15	3	0	4	0	2	2	1	0	4	21	8	0	11	.275
*Apr 28	SAINT MARY'S	26	13	11	13	1	1	2	20	2	0	4	0	1	0	0	0	3	15	2	0	4	.278
Apr 30	at Southern Utah	31	18	18	17	3	0	4	33	5	0	1	0	2	1	1	0	4	15	3	0	7	.286
May 01	UTAH VALLEY	23	11	11	10	3	0	2	20	4	0	4	0	1	1	0	0	2	15	5	0	6	.289
*May 04	at San Diego	35	10	16	8	3	0	0	19	2	0	3	1	1	0	1	0	2	21	6	3	8	.294
*May 05	at San Diego	30	5	11	5	3	1	0	16	1	0	0	0	0	0	1	0	5	21	10	1	6	.295
*May 05	at San Diego	31	6	11	5	5	0	0	16	2	0	0	1	0	2	0	0	1	21	3	0	8	.297
*May 12	LOYOLA MARYMO	24	3	6	3	0	0	2	12	2	0	1	0	1	0	0	0	1	21	13	1	6	.296
*May 12	LOYOLA MARYMO	25	8	9	8	3	0	1	15	4	0	0	0	0	1	1	0	4	18	8	0	6	.297
Totals		1407	308	418	287	70	7	57	673	185	3	62	8	43	43	18	6	237	1050	418	68	361	.297

The Automated ScoreBook
Team Game-by-Game for BYU (as of May 12, 2018)
Pitching (All games)

Date	Opponent	ip	h	r	er	bb	so	2b	3b	hr	wp	bk	hbp	dp	ibb	score	w-l	sv	era
Feb 08	vs Stanford	6.0	6	1	0	2	8	0	0	0	0	0	0	0	0	10-1	1-0	0	0.00
Feb 08	vs Western Michiga	7.0	6	2	2	5	1	0	0	0	0	0	0	0	0	1-2	1-1	0	1.08
Feb 09	vs Nebraska	7.2	10	5	2	4	9	1	0	0	0	0	1	0	0	4-5	1-2	0	1.35
Feb 09	vs Georgia	6.0	17	13	13	6	7	5	0	4	0	0	0	0	0	1-13	1-3	0	4.46
Feb 10	vs Oregon State	7.0	19	14	9	2	5	5	0	2	0	0	0	2	0	9-14	1-4	0	5.41
Feb 15	vs Hawai'i	5.0	3	1	1	2	6	0	0	0	0	0	1	0	0	10-1	2-4	0	4.89
Feb 16	vs FIU	7.0	4	0	0	3	8	1	0	0	1	0	0	1	0	2-0	3-4	0	4.14
Feb 16	vs New Mexico	7.0	4	1	1	2	11	0	0	1	0	0	0	0	0	8-1	4-4	0	3.72
Feb 17	vs Long Beach Stat	6.0	7	5	3	2	2	1	0	1	2	0	3	1	0	4-5	4-5	0	3.70
Feb 17	vs Iowa State	7.0	5	5	4	3	5	1	0	1	1	0	0	0	0	3-5	4-6	0	3.73
Feb 22	vs Tennessee	5.0	13	13	8	4	2	1	0	3	0	0	0	0	0	0-13	4-7	0	4.26
Feb 22	vs Mizzou	6.0	13	8	8	5	3	0	0	0	1	0	0	0	0	6-8	4-8	0	4.66
Feb 23	vs Oklahoma	5.1	12	10	8	3	4	2	0	3	0	0	0	0	0	0-10	4-9	0	5.04
Feb 23	vs CSUN	8.0	4	0	0	5	8	0	0	0	0	0	0	0	0	8-0	5-9	0	4.59
Feb 24	vs Fresno State	7.0	3	3	3	2	6	2	0	1	0	0	1	1	0	7-3	6-9	0	4.47
Mar 02	vs Portland State	5.0	2	2	2	4	3	0	0	0	0	0	3	1	0	11-2	7-9	0	4.39
Mar 02	vs Alabama	7.2	9	7	5	7	4	0	0	1	2	0	0	1	0	6-7	7-10	0	4.40
Mar 03	vs Northwestern	5.0	2	0	0	2	2	0	0	0	1	0	2	0	0	8-0	8-10	0	4.21
Mar 03	at Washington	6.0	12	7	5	5	3	1	2	0	1	0	0	0	1	4-7	8-11	0	4.29
Mar 07	vs Longwood	7.0	6	1	1	2	9	0	0	1	0	0	0	0	0	2-1	9-11	0	4.11
Mar 07	vs James Madison	6.0	6	10	9	5	4	0	0	2	0	0	2	1	0	2-10	9-12	0	4.40
Mar 08	at Hawai'i	7.0	4	1	1	1	2	1	0	0	0	0	2	1	0	2-1	10-12	1	4.23
Mar 09	vs East Carolina	8.0	8	3	2	4	3	1	0	0	1	0	1	0	0	6-3	11-12	1	4.10
Mar 10	vs Arkansas Pine Bl	7.0	6	1	1	0	4	0	0	0	0	0	0	0	0	3-1	12-12	1	3.96
Mar 10	vs James Madison	7.0	7	2	2	2	11	1	0	0	0	0	1	0	0	7-2	13-12	1	3.87
Mar 16	SOUTHERN UTAH	5.0	4	0	0	2	1	0	0	0	0	0	0	1	0	8-0	14-12	1	3.76
Mar 16	SOUTHERN UTAH	5.0	2	2	1	1	2	0	0	1	0	0	0	1	0	10-2	15-12	1	3.69
Mar 22	at LSU	11.1	7	2	0	7	6	0	0	0	0	0	0	0	0	1-2	15-13	1	3.46
Mar 23	vs North Dakota Sta	7.0	7	1	0	2	1	0	0	0	0	0	0	1	0	3-1	16-13	1	3.34
Mar 23	at LSU	4.0	10	8	8	4	3	1	0	1	2	0	0	1	0	0-8	16-14	1	3.55
Mar 24	vs Baylor	7.0	5	1	1	5	0	0	0	0	0	0	0	0	1	3-1	17-14	1	3.47
Mar 30	vs North Dakota Sta	6.0	7	4	3	2	4	4	0	0	2	0	0	0	0	2-4	17-15	1	3.47
Mar 30	at Arizona State	6.0	7	7	7	8	5	1	1	1	5	0	1	0	0	0-7	17-16	1	3.60
Mar 31	vs North Dakota Sta	7.0	6	3	3	5	5	1	0	0	0	0	1	0	0	2-3	17-17	1	3.58
Mar 31	at Arizona State	6.0	9	10	10	6	3	2	0	3	0	0	0	0	0	3-10	17-18	1	3.79
Apr 03	at Utah State	7.0	7	4	3	2	8	1	0	1	0	0	1	0	1	5-4	18-18	1	3.77
*Apr 06	SANTA CLARA	7.0	6	1	1	2	10	2	0	0	2	0	0	1	0	8-1	19-18	1	3.69
*Apr 06	SANTA CLARA	6.0	5	5	0	2	5	0	0	0	1	0	1	2	0	13-5	20-18	1	3.60
*Apr 07	SANTA CLARA	5.0	7	3	2	4	3	1	0	0	0	0	0	1	0	11-3	21-18	1	3.58
Apr 10	at Utah Valley	5.0	3	0	0	1	4	0	0	0	0	0	0	0	0	11-0	22-18	1	3.51
*Apr 13	at Pacific	6.0	4	2	0	2	5	0	0	0	0	0	1	0	0	0-2	22-19	1	3.43
*Apr 13	at Pacific	7.0	3	0	0	3	7	0	0	0	0	0	0	1	0	1-0	23-19	1	3.34
*Apr 14	at Pacific	5.0	2	0	0	0	4	0	0	0	0	0	0	0	0	9-0	24-19	1	3.28
Apr 18	at Utah	7.0	6	2	2	3	8	1	0	1	0	0	0	0	0	5-2	25-19	2	3.25
Apr 25	UTAH STATE	7.0	6	4	3	3	8	0	0	1	0	0	3	0	0	2-4	25-20	2	3.25
*Apr 27	SAINT MARY'S	5.0	1	0	0	2	4	0	0	0	0	0	0	0	0	9-0	26-20	2	3.19
*Apr 27	SAINT MARY'S	7.0	3	0	0	3	8	0	0	0	0	0	1	0	0	4-0	27-20	2	3.12
*Apr 28	SAINT MARY'S	5.0	4	1	1	3	6	1	0	0	0	0	0	0	0	13-1	28-20	2	3.09
Apr 30	at Southern Utah	5.0	11	4	4	2	10	2	0	0	0	0	0	0	0	18-4	29-20	2	3.13
May 01	UTAH VALLEY	5.0	4	3	3	4	5	0	0	1	0	0	1	0	0	11-3	30-20	2	3.15
*May 04	at San Diego	7.0	5	4	3	2	7	0	0	2	0	0	0	0	0	10-4	31-20	2	3.14
*May 05	at San Diego	7.0	5	1	1	0	2	0	0	1	1	0	0	1	0	5-1	32-20	2	3.10
*May 05	at San Diego	7.0	4	1	1	2	3	0	0	1	0	0	0	0	0	6-1	33-20	2	3.05
*May 12	LOYOLA MARYMO	7.0	4	2	2	3	4	1	0	1	0	0	0	0	0	3-2	34-20	2	3.03
*May 12	LOYOLA MARYMO	6.0	5	0	0	1	5	0	0	0	0	0	0	0	0	8-0	35-20	2	2.98
Totals		350.0	347	190	149	168	276	41	3	35	23	0	27	19	3	308-190	35-20	2	2.98

The Automated ScoreBook
Conference statistics for BYU (as of May 12, 2018)
(Conference games only Sorted by Batting avg)

Record: 13-1 Home: 8-0 Away: 5-1 Conference: 13-1

Player	avg	gp-gs	ab	r	h	2b	3b	hr	rbi	tb	slg%	bb	hp	so	gdp	ob%	sf	sh	sb-att	po	a	e	fld%
17 MIKLUS, Erin	1.000	6-0	2	6	2	2	0	0	2	4	2.000	0	0	0	0	1.000	0	0	0-0	0	1	0	1.000
13 FLEENER, Bridget	.500	13-12	34	7	17	4	1	1	13	26	.765	4	1	1	0	.564	0	1	1-1	0	0	0	.000
27 HANCOCK, Allie	.500	12-0	2	1	1	0	0	1	2	4	2.000	2	1	1	0	.800	0	0	0-0	16	0	0	1.000
2 JENSEN, Rylee	.474	14-14	38	18	18	3	0	0	4	21	.553	11	2	1	0	.608	0	1	3-4	16	1	2	.895
21 SUGG, Libby	.417	14-14	36	10	15	4	0	2	21	25	.694	9	0	4	0	.490	4	0	0-0	66	6	2	.973
16 STRID, Alexa	.400	13-13	35	11	14	6	0	1	11	23	.657	5	0	4	0	.463	1	0	3-3	18	23	5	.891
26 TARROW, Lexi	.364	14-14	44	13	16	2	1	1	13	23	.523	6	0	6	0	.431	1	1	3-3	10	0	0	1.000
1 VANDER HEIDE, Br	.333	11-8	24	7	8	0	1	0	3	10	.417	0	0	3	0	.333	0	1	3-4	7	0	0	1.000
6 GODFREY, Ashley	.333	6-0	6	2	2	0	0	0	2	2	.333	0	0	1	0	.333	0	0	0-0	1	3	0	1.000
22 MERRELL, Madison	.316	14-14	38	6	12	4	0	2	12	22	.579	5	2	3	0	.413	1	0	3-3	45	2	0	1.000
12 BRELAND, Brielle	.242	14-14	33	8	8	3	0	0	1	11	.333	5	6	12	0	.432	0	4	1-2	25	16	1	.976
18 ALLDREDGE, Caitl	.212	14-14	33	7	7	1	0	1	10	11	.333	5	1	2	1	.333	0	1	4-4	11	26	5	.881
24 SANCHEZ, Olivia	.167	8-7	18	3	3	0	0	1	2	6	.333	1	0	1	1	.211	0	1	0-0	37	1	1	.974
3 CHAVEZ, Marissa	.000	5-1	7	0	0	0	0	0	0	0	.000	0	1	1	0	.125	0	0	0-0	1	4	0	1.000
8 ERICKSON, Emilee	.000	4-1	5	1	0	0	0	0	0	0	.000	1	0	0	0	.167	0	0	0-0	8	1	0	1.000
11 BEVELL, Morgan	.000	1-0	1	0	0	0	0	0	0	0	.000	0	0	0	0	.000	0	0	0-0	0	0	0	.000
Totals	.346	14	356	100	123	29	3	10	96	188	.528	54	14	40	2	.443	7	10	21-24	261	103	18	.953
Opponents	.184	14	315	20	58	5	0	5	16	78	.248	29	3	73	3	.259	1	2	6-10	245	104	18	.951

LOB - Team (96), Opp (69). DPs turned - Team (6), Opp (3).

(Conference games only Sorted by Earned run avg)

Player	era	w-l	app	gs	cg	sho	sv	ip	h	r	er	bb	so	2b	3b	hr	b/avg	wp	hp	bk	sfa	sha
7 PAULSON, Arianna	0.00	0-0	3	0	0	0/1	0	3.1	1	3	0	5	3	0	0	0	.077	0	1	0	0	0
24 SANCHEZ, Olivia	0.00	0-0	1	0	0	0/0	0	0.1	0	0	0	0	0	0	0	0	.000	0	0	0	0	0
20 MOFFAT, Autumn	0.38	5-1	7	5	4	2/0	0	37.1	24	6	2	9	27	1	0	1	.178	2	2	0	0	0
33 VIRAMONTES, Keri	1.37	8-0	9	9	5	2/1	0	46.0	33	11	9	15	43	4	0	4	.199	2	0	0	1	2
Totals	0.89	13-1	14	14	9	5/1	0	87.0	58	20	11	29	73	5	0	5	.184	4	3	0	1	2
Opponents	7.71	1-13	14	14	7	1/0	0	81.2	123	100	90	54	40	29	3	10	.346	10	14	0	7	10

PB - Team (1), SUGG 1. SBA/ATT - SUGG (6-9), VIRAMONTES (5-7), MOFFAT (0-2), ERICKSON (0-1), PAULSON, ARIANA (1-1).

The Automated ScoreBook
Conference statistics for BYU (as of May 12, 2018)
(Conference games only Sorted by Fielding pct)

Player	c	po	a	e	fld%	dp	sba	csb	sba%	pb	ci
22 MERRELL, Madison	47	45	2	0	1.000	1	0	0	---	0	0
27 HANCOCK, Allie	16	16	0	0	1.000	2	0	0	---	0	0
26 TARROW, Lexi	10	10	0	0	1.000	0	0	0	---	0	0
8 ERICKSON, Emilee	9	8	1	0	1.000	0	0	1	.000	0	0
1 VANDER HEIDE, Br	7	7	0	0	1.000	0	0	0	---	0	0
3 CHAVEZ, Marissa	5	1	4	0	1.000	0	0	0	---	0	0
6 GODFREY, Ashley	4	1	3	0	1.000	0	0	0	---	0	0
7 PAULSON, Arianna	3	0	3	0	1.000	0	1	0	1.000	0	0
17 MIKLUS, Erin	1	0	1	0	1.000	0	0	0	---	0	0
12 BRELAND, Brielle	42	25	16	1	.976	4	0	0	---	0	0
24 SANCHEZ, Olivia	39	37	1	1	.974	3	0	0	---	0	0
21 SUGG, Libby	74	66	6	2	.973	0	6	3	.667	1	0
20 MOFFAT, Autumn	12	0	11	1	.917	2	0	2	.000	0	0
2 JENSEN, Rylee	19	16	1	2	.895	0	0	0	---	0	0
16 STRID, Alexa	46	18	23	5	.891	3	0	0	---	0	0
18 ALLDREDGE, Caitl	42	11	26	5	.881	2	0	0	---	0	0
33 VIRAMONTES, Keri	6	0	5	1	.833	0	5	2	.714	0	0
11 BEVELL, Morgan	0	0	0	0	.000	0	0	0	---	0	0
13 FLEENER, Bridget	0	0	0	0	.000	0	0	0	---	0	0
Totals	382	261	103	18	.953	6	6	4	.600	1	0
Opponents	367	245	104	18	.951	3	21	3	.875	0	0



2018 NCAA DIVISION I SOFTBALL CHAMPIONSHIP

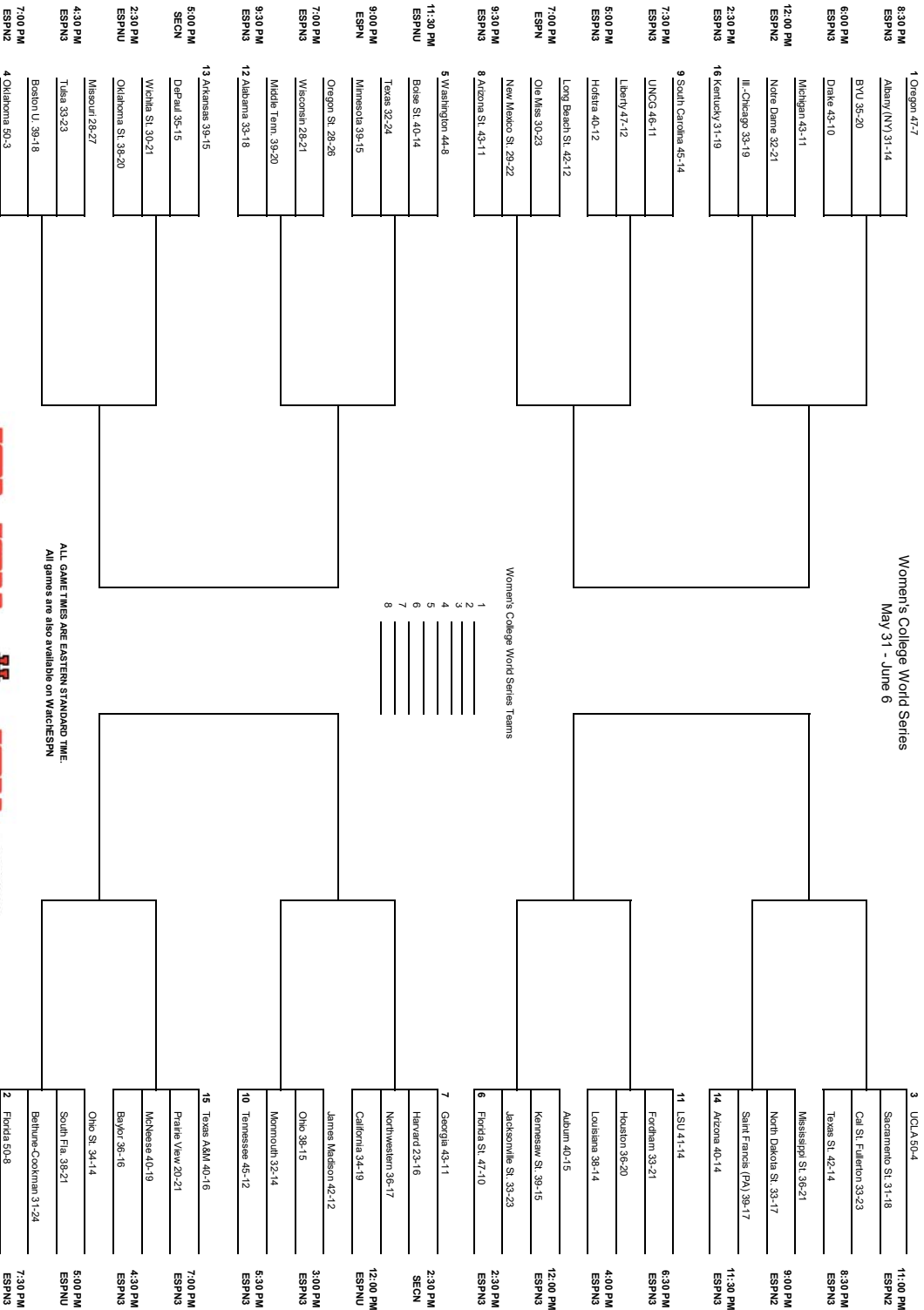
REGIONALS
May 18-20

SUPER REGIONALS
May 24-27

SUPER REGIONALS
May 24-27

REGIONALS
May 18-20

Women's College World Series May 31 - June 6



Women's College World Series Teams

- 1 _____
- 2 _____
- 3 _____
- 4 _____
- 5 _____
- 6 _____
- 7 _____
- 8 _____

ALL GAME TIMES ARE EASTERN STANDARD TIME.
All games are also available on WatchESPN



Eugene Regional, May 17-19

© National Collegiate Athletic Association. No commercial use without the NCAA's written approval.
The NCAA opposes all forms of sports wagering.