

# BYU SOFTBALL

ARI DAVIS, BYU Athletic Communications | O: (801) 422-9768 | C: (801) 243-8265 | softball\_sid@byu.edu | twitter: @byusoftball


<b>MWC</b> Champions 2001	<b>MWC</b> Champions 2005	<b>MWC</b> Champions 2007	<b>MWC</b> Champions 2009	<b>MWC</b> Champions 2010	<b>MWC</b> Champions 2011	<b>WAC</b> Champions 2012	<b>PCSC</b> Champions 2013	<b>WCC</b> Champions 2014	<b>WCC</b> Champions 2015	<b>WCC</b> Champions 2016	<b>WCC</b> Champions 2017	<b>WCC</b> Champions 2018	<b>NCAA Regionals</b> 15 appearances 14 straight '05-'18
---------------------------------	---------------------------------	---------------------------------	---------------------------------	---------------------------------	---------------------------------	---------------------------------	----------------------------------	---------------------------------	---------------------------------	---------------------------------	---------------------------------	---------------------------------	--

## BYU 2019 SCHEDULE

Puerto Vallarta College Challenge (Puerto Vallarta, Mexico)				
2/7	Thu	No. 9 South Carolina	L, 4-3	FloSoftball
2/7	Thu	No. 18 Baylor	W, 4-3	FloSoftball
2/8	Fri	Liberty	L, 13-3	FloSoftball
2/9	Sat	North Carolina	L, 5-4	FloSoftball
Boyd Gaming Rebel Classic (Las Vegas, Nev.)				
2/14	Thu	Hawai'i	Canceled	
2/15	Fri	UC Davis	L, 4-2	
2/15	Fri	Georgetown	W, 3-1	
2/16	Sat	UTEP	W, 19-4	
2/16	Thu	Fordham	W, 11-3	
Mary Nutter Collegiate Classic (Cathedral City, Calif.)				
2/21	Thu	Nebraska	L, 5-4	FloSoftball
2/21	Thu	Missouri	W, 7-3	FloSoftball
2/22	Fri	Northwestern	L, 1-0	FloSoftball
2/22	Fri	No. 4 Oklahoma	L, 0-5	FloSoftball
2/23	Sat	UCSB	W, 3-2	FloSoftball
San Diego Classic (San Diego, Calif.)				
2/28	Thu	San Diego State	L, 2-1	
3/1	Fri	San Jose State	L, 2-1	
3/1	Fri	Florida Gulf Coast	W, 2-0	
3/2	Sat	ICU	Canceled	
3/2	Sat	UC Davis	Canceled	
UCLA/Long Beach State Invitational (Los Angeles, Calif.)				
3/7	Thu	Robert Morris	W, 1-0	
3/7	Thu	Long Beach State	W, 11-6	
3/8	Fri	Ohio	W, 3-2	
3/8	Fri	Boston	L, 7-6	
3/9	Sat	UCLA	L, 8-2	
Tennessee Invite (Knoxville, Tenn.)				
3/14	Thurs	No. 6 Tennessee	L, 14-2	SEC Net.
3/15	Fri	No. 11 Texas	L, 14-0	
3/16	Fri	No. 11 Texas	L, 3-0	
3/16	Sat	No. 6 Tennessee	L, 5-1	SEC Net.
3/26	Tue	Utah Valley	2 pm MT	WAC Net
3/26	Tue	Utah Valley	4 pm MT	WAC Net
3/28	Thu	UTSA	3 pm CT	
3/28	Thu	UTSA	5:30 pm CT	
3/29	Fri	Texas A&M	6 pm CT	SEC Net
3/29	Fri	Texas A&M	2 pm CT	SEC Net
4/2	Tue	Southern Utah	3 pm MT	
4/5	Fri	Loyola Marymount*	2 pm PT	
4/6	Sat	Loyola Marymount*	12 pm PT	
4/6	Sat	Loyola Marymount*	2:30 pm PT	
4/9	Tue	Utah State	4 pm MT	
4/12	Fri	Pacific*	5 pm MT	BYUtv
4/12	Fri	Pacific*	7 pm MT	BYUtv
4/13	Sat	Pacific*	1 pm MT	TheW.tv
4/16	Tue	Utah Valley	6 pm MT	BYUtv
4/17	Wed	Washington	6 pm MT	BYUtv D
4/24	Wed	Southern Utah	6 pm MT	BYUtv D
4/26	Fri	San Diego*	5 pm MT	BYUtv
4/26	Fri	San Diego*	7 pm MT	BYUtv
4/27	Sat	San Diego*	1 pm MT	BYUtv
5/1	Wed	Utah	6 pm MT	BYUtv D
5/3	Fri	Saint Mary's*	3 pm PT	
5/4	Sat	Saint Mary's*	12 pm PT	
5/4	Sat	Saint Mary's*	2 pm PT	
5/6	Mon	Colorado State	2:30 pm MT	BYUtv
5/7	Tue	Utah State	6 pm MT	BYUtv D
5/10	Fri	Santa Clara*	4 pm PT	
5/10	Fri	Santa Clara*	6 pm PT	
5/11	Sat	Santa Clara*	11 am PT	

**Bold = at home**  
\* WCC game  
^BYU Digital (Streaming Video)  
All times local to site

UVU, TEXAS, TEXAS A&M



**BYU (10-15, 0-0 WCC) COUGARS**

Head Coach: . . . . . Gordon Eakin  
Div. I Career Record . . . . . 651-308  
. . . . . 17th season  
2018 Record . . . . . 36-22, 13-1  
Last time out . . . . . 0-4 in Tennessee



Utah Valley University (7-15, 0-3 WAC)  
**WOLVERINES**

Head Coach: . . . . . TJ Hubbard (3rd season)  
Div. I Career Record . . . . . 205-230-1 (9th season)  
2018 Record . . . . . 21-31, 10-4



UTSA (15-14, 6-3 USA)  
**ROADRUNNERS**

Head Coach: . . . . . Michelle Cheatham (5th season)  
Div. I Career Record . . . . . 1369-443-2 (17th season)  
2018 Record . . . . . 20-30, 7-14



Texas A&M (18-13, 2-7 SEC)  
**AGGIES**

Head Coach: . . . . . Jo Evans (23rd season)  
Div. I Career Record . . . . . 1209-638-2 (34th season)  
2018 Record . . . . . 44-18, 13-11

## BYU STORYLINES

- **FIRST IN-STATE GAMES.** On Tuesday, BYU softball will play its first game of the season in Utah. After, six straight weeks of road games, BYU will play in-state foe at Utah Valley University in a double-header on Tuesday, March 26 in the UCCU Crosstown Clash.
- **TEXAS TEAMS.** The Cougars have already faced one team from the state of Texas facing No. 11 Texas two weeks ago in Nashville. This weekend BYU will travel over 1,200 miles to face two more Texas teams. First UTSA, before making the trip to College Station for a game against Texas A&M.
- **POWER AT THE PLATE.** BYU captain Libby Sugg returns for her final season at BYU. The two-time captain has been named to the USA Softball College Softball Player of the Year watch list and was named NFCA All-American Third Team after the 2018 season.
- **WCC WEEKLY AWARDS.** Rylee Jensen has won three WCC weekly awards this season. The outfielder started all five games on the last trip to California, batting .597 while tallying runs in every game including a homer against Long Beach State. She was 11 for 19 through five games with seven runs and four RBI. A BYU softball player has earned a weekly award in four different weeks this season. Autumn Moffat and Kerisa Viramontes previously won WCC Pitcher of the Week awards while Jensen earned the award in back-to-back weeks.

## BYU NUMERICAL ROSTER

No.	Name	POS	HT	B/T	YR	Hometown/Previous School
1	Brooke Vander Heide	OF	5-7	L/L	JR	Sandy, UT (Alta HS)
2	Rylee Jensen	OF	5-8	L/L	JR	Idaho Fall, ID (Skyline HS)
3	Marissa Chavez	INF	5-6	R/R	SO.	Covina, CA (Charter Oaks HS)
5	Taylei Williams	U/INF	5-6	R/R	SO	Mona, UT (Southern Utah University)
6	Ashley Godfrey	U/INF	5-6	R/R	SR.	Buckeye, AZ (Estrella Foothills HS)
7	Alyssa Podhurecak	U/INF	5-8	R/R	Fr.	Torrance, CA (South Torrance HS)
8	Emilee Erickson	3B	5-10	R/R	RS JR.	Phoenix, AZ (Sandra Day O'Connor HS)
10	Arissa Paulson	P/1B	5-10	R/R	RS SO	Payson, AZ (Payson HS)
11	Morgan Bevell	C	5-10	R/R	SO	Issaquah, WA (Issaquah HS)
13	Bridget Fleener	C	5-6	L/R	SO	Camarillo, CA (Camarillo HS)
16	Brooke Hill	1B	6-0	R/R	FR	Lexington, KY (Paul Laurence Dunbar HS)
17	Erin Miklus	2B	5-2	L/R	SO	Altoona, IA (Southeast Polk HS)
20	Autumn Moffat	RHP	5-7	R/R	SO	Eagle, ID (Eagle HS)
21	Libby Sugg	C	5-7	R/R	SR	Franklin, TN (Franklin HS)
24	Olivia Sanchez	1B/P	5-7	R/R	Sr.	Murrieta, CA (Murrieta Valley HS)
26	Lexi Tarrow	OF	5-8	F/R	SR	Olympia, WA (A.G. West Black Hills HS)
27	Allie Hancock	1B	5-10	R/R	SR	Gilbert AZ (Basha HS)
33	Kerisa Viramontes	RHP	5-5	R/R	JR	Norco, CA (Norco HS)
55	Martha Epenesa	INF	5-9	R/R	RS FR	Moreno Valley, CA (Valley View HS)
77	Reggie Kanagawa	P/1B	6-2	R/R	FR	Blue Springs, MI (Blue Springs HS)
99	Aubrielle Paulson	OF	5-4	L/R	FR	Payson, AZ (Payson HS)

Head Coach: Gordon Eakin (17th year)  
Assistant Coach: Pete Meredith (6th year)  
Assistant Coach: AJ Tauali'i (2nd year)

Volunteer Assistant Coach: Ginn Barnes (1st year)  
Athletic Trainer: Kenzi Booth (2nd year)  
Softball Operations: Bridget Bergstrom (2nd year)

## 2019 QUICK FACTS

BRIGHAM YOUNG UNIVERSITY  
SCHOOL INFORMATION

Name of School: Brigham Young University  
City/Zip: Provo, Utah 84602  
Founded: 1875  
Enrollment 33,395  
Nickname: Cougars  
School colors: Blue and White  
Home Field/Capacity: Gail Miller Field/2,100  
Surface: Grass  
Affiliation: Division I  
Conference: West Coast Conference  
President: Kevin J Worthen, J.D.  
Alma Mater, Year: BYU, 1982  
Athletic Director: Tom Holmoe  
Alma Mater, Year: BYU, 1983  
Athletic Department Phone: (801) 422-2096  
Ticket Office Phone: (801) 378-2465  
Athletic Website: byucougars.com

## BYU COACHING STAFF

Head Coach: Gordon Eakin  
Record at School (years): 651-308 (17 years)  
Career Div. I Record (years): Same  
Assistant Coach/Pitching Coach: Pete Meredith (6th year)  
Assistant Coach: AJ Tauali'i (2nd year)  
Volunteer Assistant Coach: Ginn Barns (1st year)  
Softball Operations: Bridget Bergstrom (2nd year)  
Athletic Trainer: Kenzi Booth (2nd year)

## BYU HISTORY

First Year of Softball: 2000 (20th season)  
Overall All-Time Record: 732-384 (.656)  
Home Record: 222-51 (.813)  
Winning Seasons: 18 (last 2018)  
Conference Championships: 13 (last 2018)  
Total NCAA Appearances (record): 14 (19-28)  
Last NCAA Appearance: 2018  
Result: Loss vs. Drake, Win vs. UAlbany, Loss vs. Drake  
In-State Opponent Record: 160-33 (.829)  
Record vs. WCC Opponents: 51-8 (.864)

## BYU TEAM INFORMATION

2018 Overall Record: 36-22  
Conference Record/Finish: 13-1 / 1st  
2018 Postseason: NCAA Eugene Regional, 1-2 record  
2018 Final RPI Ranking: 51  
Starters Returning/Lost: 4/4  
Lettermen Returning/Lost: 15/5  
Newcomers: 4

## SOFTBALL CONTACTS

Ari Davis  
Softball Media Relations Director  
Office: (801) 422-8999  
Cell: (801) 243-8265  
Email: softball\_sid@byu.edu

Kenny Cox  
Assistant Softball Media Relations  
Office: (801) 422-5202; Cell: (801) 420-7703  
Email: kenny\_cox@byu.edu

Duff Tittle  
Associate AD/Communications  
Office: (801) 422-8948; Cell: (801) 372-4401  
Email: duff\_tittle@byu.edu

Athletic Communications Fax: (801) 422-0633  
Mailing Address: 30 SFH, Provo, UT 84602-2239

## BYU SOFTBALL BY THE NUMBERS

**0** In three straight games at the UCLA/Long Beach State Invitational, Autumn Moffatt recorded no earned runs through 15 innings.

**3-3-3** In the game against UTEP, sophomore Erin Miklus went a perfect 3 for 3 at the plate while also scoring three runs. She also hit her first BYU double and tallied two RBI and one walk.

**.597** Over the weekend, Rylee Jensen had a 0.597 batting average in five games including a 0.750 batting average against Long Beach State Invitational with four RBI and three runs

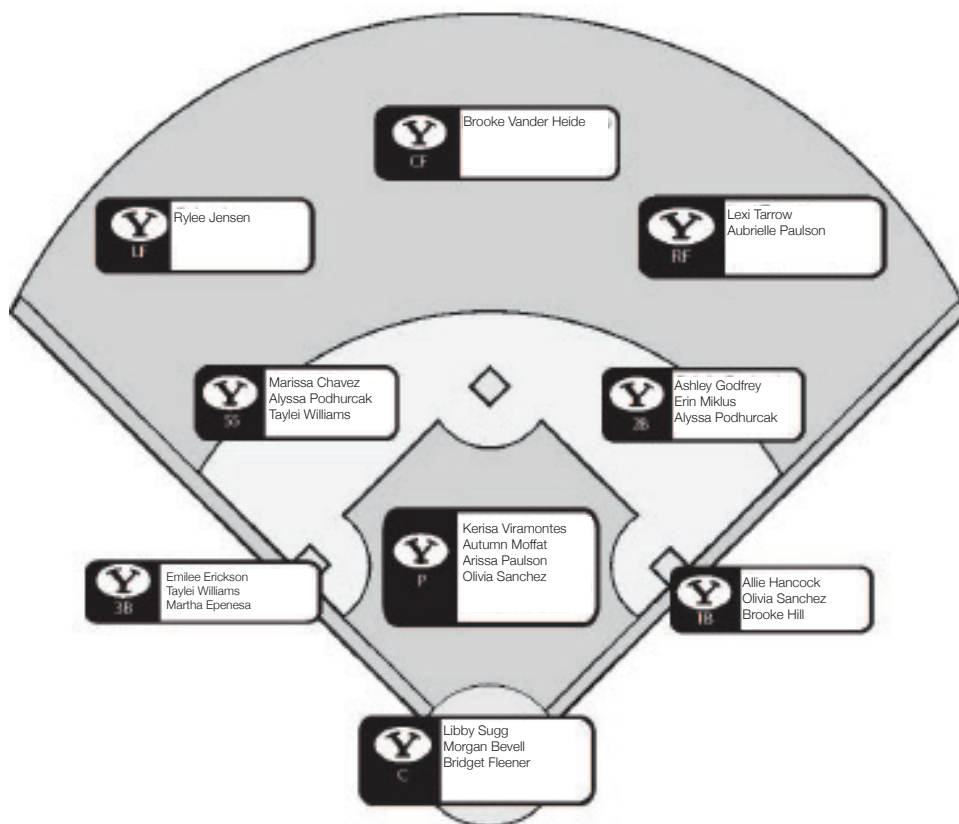
**6** Against UTEP, Olivia Sanchez hit a grand slam. She also tallied another dinger later in the game finishing the game with six RBI.

**12** The Cougars will play 12 teams from all of the Power 5 conferences in 2018 including four from the SEC, three from both the Big 12 and Pac-12 and one from the ACC and Big Ten.

**14** Autumn Moffatt struck out 14 batters in four games, including six against Ohio.

**19** Against UTEP, the Cougars scored 19 runs, a season high. Rylee Jensen had the most with a career-high of four, while Erin Miklus, Emilee Erickson and Libby Sugg added three each. Olivia Sanchez tacked on two more runs with one run coming from four other players.

## ROSTER BY POSITION



**NATIONAL RANKINGS****USA Today/NFCA Coaches Preseason Poll  
(03/26/19)**

#	Team	Points	Record	Last
1	UCLA (32)	800	27-1	1
2	Oklahoma	761	29-2	2
3	Florida State	732	32-3	3
4	Alabama	701	33-1	4
5	Tennessee	669	26-5	5
6	Florida	631	27-6	6
7	Washington	597	24-6	7
8	LSU	589	28-6	8
9	Texas	533	29-6	10
10	Louisiana	503	26-4	9
11	Arizona	502	24-7	11
12	Georgia	373	25-9	12
13	Arkansas	349	22-9	15
14	Auburn	340	28-5	17
15	Texas Tech	317	27-5	14
16	South Carolina	315	23-8	16
17	Arizona State	297	25-8	18
18	Kentucky	269	21-10	13
19	Minnesota	224	22-9	20
20	James Madison	199	19-6	19
21	Oklahoma State	129	23-9	21
22	Ole Miss	115	22-8	24
23	Michigan	102	19-10	25
24	Virginia Tech	81	27-4	NR
25	Wisconsin	43	22-5	23

**Receiving Votes:** Northwestern (42); Illinois (37); Stanford (32); Colorado State (24); Indiana (22); Missouri (22); Ohio State (22); Boise State (15); Notre Dame (5); Tulsa (5); Grand Canyon (3); Elon (1); Mississippi State (1).

**ESPN.com/USA Softball  
(03/26/19)**

#	Team (1st place)	Record	Previous
1	UCLA (32)	800	27-1
2	Oklahoma	761	29-2
3	Florida State	732	32-3
4	Alabama	701	33-1
5	Tennessee	669	26-5
6	Florida	631	27-6
7	Washington	597	24-6
8	LSU	589	28-6
9	Texas	533	29-6
10	Louisiana	503	26-4
11	Arizona	502	24-7
12	Georgia	373	25-9
13	Arkansas	349	22-9
14	Auburn	340	28-5
15	Texas Tech	317	27-5
16	South Carolina	315	23-8
17	Arizona State	297	25-8
18	Kentucky	269	21-10
19	Minnesota	224	22-9
20	James Madison	199	19-6
21	Oklahoma State	129	23-9
22	Ole Miss	115	22-8
23	Michigan	102	19-10
24	Virginia Tech	81	27-4
25	Wisconsin	43	22-5

**Others Receiving Votes:** Northwestern (42); Illinois (37); Stanford (32); Colorado State (24); Indiana (22); Missouri (22); Ohio State (22); Boise State (15); Notre Dame (5); Tulsa (5); Grand Canyon (3); Elon (1); Mississippi State (1).

**Bold: BYU**

*Italics: 2019 opponent*

**BYU NOTABLES****Strength of schedule**

The 2019 BYU schedule features face 10 NCAA Regional teams, four Super Regional teams and three Women's College World Series teams from last season. The Cougars will play six teams that finished in the top 15 of the final 2018 rankings in the ESPN.com/USA Softball and USA Today/NFCA Coaches polls including top-five teams UCLA, Oklahoma and Washington. BYU is slated to face teams in all of the Power Five conferences including four from the Southeastern (SEC), three from both the Big 12 and Pac-12 and one from the Atlantic Coast Conference (ACC) and Big Ten.

**WCC: Year six**

BYU enters the sixth season in the West Coast Conference after jumping around following its departure from the Mountain West. The Cougars played in the Western Athletic Conference in 2012 and the Pacific Coast Softball Conference in 2013 before softball was added in the WCC beginning in the 2014 season. Spanning the four conferences, BYU has won 10 conference titles in a row.

**Team captains**

Seniors Libby Sugg and Allie Hancock were voted captains by their teammates for the 2019 season. The Cougars have played without captains for years, but the coaching staff believes the captains' presence will help the team play decisively and freely, as well as create a more player-driven team.

**All-WCC 2018**

After winning its fifth WCC title in 2018, BYU earned most of the top conference awards, along with earning four spots on the All-WCC First Team, three on the second team and two honorable mentions.

Player of the Year: Rylee Jensen

Co-Pitcher of the Year: Kerisa Viramontes

Freshman of the Year: Bridget Fleener

All-WCC First Team: Bridget Fleener, Rylee Jensen, Libby Sugg, Lexi Tarrow

All-WCC Second Team: Autumn Moffat, Alexa Strid, Kerisa Viramontes

Honorable Mention: Brielle Breland, Madison Merrell

**Postseason consistency**

For the past 15 seasons, BYU has advanced to the NCAA regionals. The Cougars have gone to 16 NCAA regionals overall, advancing to super regionals just once in 2010.

**NFCA All-Region**

Along with receiving honors in conference play, Libby Sugg and Bridget Fleener received NFCA Division I All-Pacific Region Second Team accolades with Rylee Jensen and Kerisa Viramontes making the third team.

**Student athletes**

On and off the field, BYU softball players are making their mark. Brielle Breland, Libby Sugg and Brooke Vander Heide all earned 2018 WCC Softball All-Academic Team after earning at least a 3.20 cumulative GPA while also being significant contributors to the team.

**Sisters in softball**

Arissa and Aubrielle Paulson are the the third set of sisters to play together on a BYU softball team. In the inaugural softball season (2000), twins Jamie and Bryn Kreipl were on the roster. Sisters Anna and Alexandra Hudson played together from 2012-13. Arissa is a redshirt sophomore pitcher and Aubrielle is a freshman outfielder. Their older sister Arianna was a pitcher on the team last year before graduating.

**Gail Miller Field**

BYU's field is part of Miller Park, a unique, combined baseball-softball facility. Baseball plays on Larry H. Miller field, while softball calls Gail Miller Field, a back-to-back mirror image of the pre-existing baseball field, home. It was the first combined facility of its kind when it opened in April 2001. BYU has a home record of 206-51 (.802) at the field.

Gail Miller Field has 2,100 chair seats all in the lower bowl, making it the fourth-largest on-campus NCAA softball facility at the time of it's creation. The field dimensions are 2,010 feet down the left-and right-field lines and 220 in center field.

**BYU SERIES RECORDS****UTAH VALLEY**

Overall series record: 39-4  
 Home vs. UVU: 21-1  
 Away at UVU: 16-3  
 Neutral sites: 2-0  
 Under Coach Eakin: 38-4  
 Longest win streak: 17  
 Last win: 11-3, 5/1/18  
 Longest losing streak: 1  
 Last loss: 13-0, 3/21/15

**UTSA**

Overall series record: 1-1  
 Home vs. Texas: 0-0  
 Away at Texas: 0-1  
 Neutral sites: 1-0  
 Under Coach Eakin: 1-0  
 Longest win streak: 1  
 Last win: 8-3, 3/22/03  
 Longest losing streak: 1  
 Last loss: 4-3, 2/9/01

**TEXAS A&M**

Overall series record: 6-6  
 Home vs. Texas A&M: 0-0  
 Away at Texas: 4-3  
 Neutral sites: 2-3  
 Under Coach Eakin: 6-6  
 Longest win streak: 4  
 Last win: 3-2, 2/10/12  
 Longest losing streak: 3  
 Last loss: 11-1, 2/25/17

**Softball to play first in-state game before traveling to Texas**

PROVO, Utah – For the first time this season, the BYU softball team will play an in-state game against Utah Valley University on Tuesday before traveling to Texas to take on UTSA and Texas A&M this weekend.

This will be the first mid-week game as well as a doubleheader for the Cougars this season as they take on in-state foe UVU.

For the UCCU Crosstown Clash, BYU will travel to UVU on Tuesday for two games against the Wolverines on Wolverine Field at 2 p.m. and 4 p.m. MT. The Cougars will then travel to Texas, first to San Antonio to play a doubleheader against UTSA on Thursday, March 28 at 3 p.m. and 5:30 p.m. CT at Roadrunner Field. BYU will head three hours southeast to College Station for two games against Texas A&M, one on Friday, March 29 at 6 p.m. followed by a game on Saturday, March 30 at 2 p.m. CT. Both games will be played at Davis Diamond.

The games against UVU will be broadcast live on the WAC Digital Network while both games against Texas A&M will be available on the SEC+ Network and the Watch ESPN App. Live stats will be available for all five games.

**OPPONENTS OUTLOOK****Utah Valley | Tuesday, March 26 | 2 p.m. & 4 p.m. MT | WAC Digital Network**

- The Wolverines have compiled a 7-15 record so far, playing their first WAC series against Grand Canyon last weekend going 0-3.
- The two teams will meet for the 44th time for the UCCU Crosstown Clash with the Cougars having the advantage 39-4.
- In 2018, UVU took second in the WAC Championships after compiling a 10-4 league record.
- TJ Hubbard is in his third season as the head coach at UVU recording a 44-69 record.

**University of Texas at San Antonio | Thursday, March 28 | 3 p.m. & 5:30 p.m. CT |**

- The Roadrunners currently have a 14-14 record after playing conference foes Marshal going 1-2 last weekend.
- This will be the third meeting between the two teams and the first time since Gordon Eakin was named head coach of the BYU softball team. The series is currently tied at 1-1.
- Head Coach Michelle Cheatham enters her fifth season as the Roadrunners head coach after eight as an assistant coach. She has tallied a 135-157 overall record.

**Texas A&M | Friday, March 29 and Saturday, March 30 | 6 p.m. & 2 p.m. CT | SEC Network**

- In the 2019, the Aggies have posted a 18-13 overall record. Last weekend, Texas A&M went 1-2 against No. 4 Alabama.
- Last season, Texas A&M hosted the College Station Regional winning all three games to advance to the Super Regional but lost to No. 2 Florida.
- A series tied at 6-6, the two teams will meet for the 13th time for two games this weekend.
- A native of Utah, Jo Evans is in her 23rd season as head coach of the Aggies. She played for the University of Utah and was the head coach of the Utes for seven years before being named the head coach of the Aggies. She holds an overall record of 869-428 with Texas A&M.

**BYU HITTING STREAKS**

PLAYER	SEASON	CURRENT	CAREER
Morgan Bevell	4	-	4
Marissa Chavez	2	-	2
Martha Epenesa	-	-	-
Emilee Erickson	7	1	7
Bridget Fleener	2	-	11 (2018)
Ashley Godfrey	3	-	3
Allie Hancock	1	-	1 (twice)
Brooke Hill	1	1	1
Rylee Jensen	10	2	15 (2018)
Erin Miklus	2	-	2
Autumn Moffat	2	-	2
Arissa Paulson	3	-	3
Alyssa Podurcak	3	-	3
Olivia Sanchez	5	-	5
Libby Sugg	3	-	9 (2016)
Lexi Tarrow	4	-	10 (2017)
Brooke Vander Heide	3	-	5 (2017)
Taylei Williams	3	-	3

**BYU ON-BASE STREAKS**

PLAYER	SEASON	CURRENT	CAREER
Morgan Bevell	4	-	4
Marissa Chavez	5	-	5
Martha Epenesa	1	-	1
Emilee Erickson	12	1	12
Bridget Fleener	3	1	12 (2018)
Ashley Godfrey	3	-	3
Allie Hancock	2	-	4 (2018)
Brooke Hill	1	1	1
Rylee Jensen	12	2	22 (2018)
Erin Miklus	6	6	6
Autumn Moffat	4	-	4
Arissa Paulson	6	-	6
Aubrielle Paulson	2	-	2
Alyssa Podurcak	5	-	5
Olivia Sanchez	6	-	6
Libby Sugg	6	-	19 (2018)
Lexi Tarrow	4	-	13 (2017)
Brooke Vander Heide	3	-	5 (2017)
Taylei Williams	6	-	6

**HOW MANY GAMES WITH... 2019 CAREER**

**PERFECT HITTING % (MIN. 3 AB)**

Ashley Godfrey	-	1
Rylee Jensen	-	2
Erin Miklus	1	1
Olivia Sanchez	-	1
Libby Sugg	-	8
Lexi Tarrow	-	1
Taylei Williams	1	1

**3+ HITS**

Bridget Fleener	-	1
Ashley Godfrey	1	2
Rylee Jensen	1	5
Erin Miklus	1	1
Olivia Sanchez	1	2
Libby Sugg	-	11
Lexi Tarrow	-	6
Taylei Williams	1	1

**3+ RBI**

Bridget Fleener	-	2
Ashley Godfrey	1	2
Rylee Jensen	2	4
Olivia Sanchez	1	1
Libby Sugg	1	29
Lexi Tarrow	-	9
Taylei Williams	1	1

**2+ STOLEN BASES**

Allie Hancock	-	1
Lexi Tarrow	-	4
Brooke Vander Heide	-	3

**LAST TIME BYU...**

Recorded 10-14 hits in a game	10 vs. Boston University (03/08/19)
Recorded 15-19 hits in a game	16 @ LBSU (03/07/19)
Recorded 20+ hits in a game	20 vs. Southern Utah (05/04/10)
Scored 10-14 runs	11 @ LBSU (03/07/19)
Scored 15+ runs	19 vs. UTEP (02/16/19)
Scored 10+ runs in an inning	11 @ Santa Clara (05/06/17)
Drew eight or more walks	11 vs. UTEP (02/16/19)
Stole five or more bases	5 @ Fresno State (03/11/17)
Hit five or more home runs	5 vs. UTEP (02/16/19)
Hit 10+ home runs in a game	10 @ Utah Valley (04/16/08)
Had 3+ players with 3+ hits	Hofstedt, Broderick, St. Clair vs. Idaho St. (03/29/14)
Struck out 15+ batters	15 @ Fresno State (03/05/09)
Defeated a team ranked 11-25	4-3 vs. No. 18 Baylor (02/07/19)
Defeated a team ranked 6-10	7-2 vs. No. 9 Cal Berkley (03/19/11)
Defeated a top 5 team	6-5 vs. No. 2/3 Oregon (03/25/14)
Lost to a top 5 team	8-2 @ No. 2 UCLA (03/09/19)
Lost a non-conference game at home	4-2 vs. Utah State (04/25/18)
Lost a conference game at home	1-5 vs. Loyola Marymount (04/09/16)
Won a run-rule game	11-3 (5) vs. Fordham (02/16/19)
Lost a run-rule game	14-0 (5) vs No. 11 Texas (03/15/19)
Won an extra-inning game	6-3 (8) vs. ECU (03/09/18)
Lost an extra-inning game	5-4 vs. Nebraska (02/21/19)
Played an error-free game	Loss vs. No. 6 Tennessee (03/01/6/19)
Didn't have a strikeout at the plate	vs. San Jose State (02/18/19)
Multiple double plays	3 vs. Liberty (02/08/19)
Triple play	vs. San Jose State (02/11/16)
Had back-to-back home runs	Alexa Strid and Madison Merrell vs. LMU (05/12/18)
Had back-to-back-to-back home runs	Fitu, Atagi, Hudson-Shamo vs. UNLV (05/05/11)
Had 3+ players with 3+ RBIs	Merrell, Sugg, Thompson @ Santa Clara (05/06/17)

**LAST TIME A BYU PLAYER...**

Recorded five or more hits	5, Ashley Thompson vs. Pacific (04/10/15)
Recorded 3 or more hits	4, Rylee Jensen vs. LBSU (03/07/19)
Hit 1.000 (min. 3 AB)	Taylei Williams (3/3) vs. LBSU (03/07/19)
Scored four or more runs	4, Rylee Jensen vs. UTEP (02/16/19)
Batted in five or more runs	6, Olivia Sanchez vs. UTEP (02/16/19)
Had a multi-home run game	2, Rylee Jensen vs. UTEP (02/16/19)
Hit for the cycle	Never Happened
Hit a grand slam	Olivia Sanchez vs. UTEP (02/16/19)
Hit a grand slam in back-to-back games	Caitlyn Alldredge vs. SMC, @ SUU (04/28/18, 04/30/18)
Drew 4+ walks in a game	4, Jessica Dugas @ Utah Valley (05/02/12)
Stole 3+ bases in a game	3, Ashley Thompson vs. Miami (Ohio) (03/03/17)
Had a walk-off home run	Ashley Godfrey double vs. Georgetown (02/16/19)

**LAST TIME A BYU PITCHER...**

Struck out 10+ batters	10, Arianna Paulson @ Southern Utah (04/30/18)
No walks (min. 4 IP)	Kerisa Viramontes vs. FGCU (3/1/19)
Threw a no-hitter	Kerisa Viramontes vs. Nevada (02/17/17)
Threw a perfect game	Hannah Howell vs. LMU (04/13/13)

**2019 WCC STANDINGS**

	WCC	Overall
LMU	0-0	21-14
San Diego	0-0	14-14
Pacific	0-0	14-15
<b>BYU</b>	<b>0-0</b>	<b>10-15</b>
Santa Clara	0-0	6-18
Saint Mary's	0-0	7-21

**2019 WCC PLAYERS OF THE WEEK**

Week 1: Bailey Lotz, Saint Mary's

**Week 2: Rylee Jensen, BYU****Week 3: Rylee Jensen, BYU**

Week 4: Riley Ehlen, LMU

**Week 5: Rylee Jensen, BYU**

Week 6: Megan Dedrick, LMU

Week 7: Taylor Spence, USD

**2019 WCC PITCHERS OF THE WEEK**

Week 1: Kenya Lindstrom, Pacific

**Week 2: Autumn Moffat, BYU**

Week 3: Delaney Heller, San Diego

**Week 4: Kerisa Viramontes, BYU**

Week 5: Hannah Bandimere, LMU

Week 6: Madison Earnshaw, San Diego

Week 7: Samantha Manti, LMU

**FINAL 2018 WCC STANDINGS**

	WCC	Overall
<b>BYU</b>	<b>13-1</b>	<b>36-22</b>
Loyola Marymount	11-3	35-23-1
Pacific	9-6	21-27
San Diego	4-11	25-27
Santa Clara	4-11	9-37
Saint Mary's	3-12	15-34

**2018 WCC Player of the Year**

Rylee Jensen

**2018 Co-Pitcher of the Year**

Kerisa Viramontes

**2018 WCC Freshman of the Year**

Bridget Fleener

**2018 WCC PRESEASON POLL****2019 WCC Softball Preseason Poll**

Team (First Place Votes)	Points
<b>1. BYU (4)</b>	<b>24</b>
2. Loyola Marymount (2)	22
3. San Diego	15
4. Pacific	14
5. Santa Clara	8
6. Saint Mary's	7

**2019 All-WCC Preseason Softball Team**

Name	Institution	Year	Position
<b>Position Players</b>			
Lindsay Clare	San Diego	Jr.	INF
<b>Bridget Fleener</b>	<b>Brigham Young</b>	<b>So.</b>	<b>C</b>
Andrea Gonzalez	Loyola Marymount	So.	INF
<b>Rylee Jensen</b>	<b>Brigham Young</b>	<b>Jr.</b>	<b>OF</b>
Hailey Reed	Pacific	Jr.	OF
Hannah Russell	Santa Clara	Jr.	C
Talli Shepard	Pacific	So.	INF
Taylor Spence	San Diego	Sr.	OF
<b>Libby Sugg</b>	<b>Brigham Young</b>	<b>Sr.</b>	<b>C</b>
<b>Lexi Tarrow</b>	<b>Brigham Young</b>	<b>Sr.</b>	<b>OF</b>
Kamika Zapantana	Saint Mary's	So.	OF

**Pitchers**

Hannah Bandimere	Loyola Marymount	Sr.	P
<b>Autumn Moffat</b>	<b>Brigham Young</b>	<b>So.</b>	<b>P</b>
<b>Kerisa Viramontes</b>	<b>Brigham Young</b>	<b>Jr.</b>	<b>P</b>

**WCC TEAM STAT RANKINGS***(as of 03/25/19)*

Category	Value (ranking)
Batting Average . . . . .	0.233 (4)
Double Plays Per Game . . . . .	0.36 (3)
Doubles Per Game . . . . .	1.08 (3)
Earned Run Average . . . . .	3.68 (3)
Fielding Percentage . . . . .	0.960 (1)
Home Runs Per Game . . . . .	0.84 (1)
Scoring . . . . .	3.72 (2)
Slugging Percentage . . . . .	0.378 (1)
Stolen Bases Per Game . . . . .	0.40 (6)
Strikeout-to-Walk Ratio . . . . .	1.28 (4)
Triples Per Game . . . . .	0.04 (4)
WL Percentage . . . . .	0.400 (4)

**WCC INDIVIDUAL STAT RANKINGS***(as of 03/25/19)*

Category	Name, value (ranking)
Batting Average . . . . .	Rylee Jensen 0.411 (1)
Doubles Per Game . . . . .	Rylee Jensen 0.30 (2)
Sacrifice Flies . . . . .	4 (1)
Slugging Percentage . . . . .	Rylee Jensen 0.712 (1)

# GORDON EAKIN

**BYU HEAD COACH  
2003-PRESENT**

Eakin is entering his 17th season as the Cougars' head coach and his 20th season at BYU overall.

He was named head coach in July 2002 after working as an assistant coach since the softball program's inception in 2000. Since that time he has led the Cougars to five Mountain West Conference championships, one Western Athletic Conference tournament championship, three West Coast Conference championship and 12 NCAA tournament appearances.

The 2017 WCC Coach of the Year (fourth-consecutive year) has coached 13 All-Americans, 12 conference players of the year, six conference freshmen of the year, and six conference pitchers of the year during his tenure.

In 2010, Eakin guided the Cougars to 46 wins, the most in school history, as BYU advanced to the NCAA Super Regionals for the first time ever with wins over East Carolina and host Texas before ending its season at national runner-up Arizona. The Cougars finished second in the country in batting average, seventh in scoring and ninth in slugging percentage as a team.

Known as one of the best hitting coaches in the country, Eakin has helped BYU finish in the top-ten nationally seven times in slugging percentage, six times in home runs per game, four times in batting average and four times in scoring.

In addition to his duties at BYU, Eakin was also an assistant coach and hitting coach for the USA National Team in 2009. In the summer of 2010, Eakin helped guide the National Team to a 17-2 record as USA won the World Championship in Venezuela, the World Cup in Oklahoma and the Japan Cup championship in Sendai, Japan.

Before entering the coaching ranks, Eakin was a successful baseball and softball player. After playing collegiate baseball at the University of Utah, Eakin signed with the Oakland Athletics organization where he played for three years.

Eakin went on to join the United States All-Star team, playing in three U.S. Olympic sports festivals in 1986, 1993 and 1994, winning bronze, silver and gold, respectively. While on the team, Eakin was honored on the ISC All-World First Team and was an ASA All-American. He would later go on to play shortstop on the internationally ranked Larry H. Miller Toyota Fast Pitch team, eventually earning induction into the Utah Fast Pitch Hall of Fame in 1998.

Eakin is a native of Holladay, Utah, and graduated from Granite High. He currently resides in Sandy, Utah, and is married to Barbi. They are the parents of three children (Alicia, Ryan & Parker) and have five grandsons.



## EAKIN AT A GLANCE

- Record of 651-308 (.679) in his 17 years as head coach
- Former USA National Team hitting coach
- Eight-time conference coach of the year (WCC: 2014-2017, PCSC 2013 and MWC: 2009, 2010 & 2011)
- Led BYU to WCC championships in 2014-2018, the 2013 PCSC championship and the WAC tournament championship in 2012
- Guided Cougars to five Mountain West Conference championships (2005, 2007, 2009, 2010, 2011) while never finishing lower than third in the conference
- Led BYU to first-ever NCAA Super Regional appearance in 2010 and 13-straight NCAA tournament appearances overall
- Coached 13 All-Americans
- Coached 12 conference players of the year, six conference freshmen of the year and six conference pitchers of the year
- Coached 28 All-Region performers, 46 all-conference performers
- Guided BYU to top-10 national finishes in slugging percentage seven times, home runs per game six times, batting average four times and scoring four times
- Coached two players who would go on to play professionally, including MWC Player of the Year Angeline Quiocho who finished first in the nation in home runs per game and RBI per game in 2010

## EAKIN COACHING RECORD

YEAR	OVERALL	CONF.	CONF. FINISH	NCAA
2003	36-17	10-7	3rd/MWC	-
2004	34-18	11-8	3rd/MWC	-
2005	45-14	16-2	1st/MWC	1-2
2006	43-22	16-7	2nd/MWC	1-2
2007	43-20	17-4	1st/MWC	2-2
2008	44-20	14-6	2nd/MWC	1-2
2009	40-18	12-2	1st/MWC	2-2
2010	46-13	12-3	1st/MWC	3-2
2011	40-18	11-2	1st/MWC	2-2
2012	45-15	15-4	1st/WAC	2-2
2013	33-25	19-5	1st/PCSC	0-2
2014	34-23	12-2	1st/WCC	1-2
2015	40-14	13-2	1st/WCC	1-2
2016	36-21	12-3	1st/WCC	1-2
2017	46-13	14-1	1st/WCC	2-2
2018	35-20	13-1	1st/WCC	1-2
2019	10-15	0-0	-	-
TOTAL	651-308 (.679)	217-59	-	19-26



## PETE MEREDITH

**BYU ASSISTANT COACH  
2014-PRESENT**

**Coaching Experience**  
The Pitching Academy

**Playing Career**

- Played professional men's fastpitch for Sportsman Enterprises, Dave Frye Plastering, Farm Tavern, Trans Aire International and Larry Miller Toyota
- Meredith pitched in a record 23-consecutive International Softball Congress World Tournaments

- Set records for most tournament wins (61), no hitters (8), strikeouts in a tournament (100) and strikeouts in a game (21)
- Named to the All-World Team seven times
- Inducted into the ASA/USA National Softball Hall of Fame in 2016 and into the International Softball Congress Hall of Fame in 2007
- Holds the record for most wins in ASA national championship play, compiling a 55-27 record before retiring from Major competition in 2002.
- Tied for most wins in one Men's Major National Championship with eight in 1988 for Trans-Aire of Elkhart, Ind. and is the record holder for most IP in one national tourney (88) in that same national championship.

**Personal**

- Native of Dunedin, New Zealand
- He and wife Angie have one daughter



## AJ TAUALI'I

**BYU ASSISTANT COACH  
2017-PRESENT**

**Coaching Experience**

- Hitting coach at the Girls of Garciaparra Baseball Group Training Academy in Southern California
- Has coached private lessons for 10 years

**Playing Career**

- Played first base for Hawai'i from 2007-10
- One of four team captains in 2010 as Hawai'i advanced to the Women's College World Series

- Hit 18 of the team's 158 home runs in 2010, a national record, and finished the season batting .298
- Received All-Western Athletic First and Second Team honors in 2009 and 2010, respectively
- Named to the National Fastpitch Coaches Association All-West Region Team in 2009

**Education**

- Bachelor of Science in Sociology, University of Hawai'i (2011)

**Personal**

- Native of Torrance, California
- Served an LDS mission in Eugene, Oregon
- Younger sister Coco Tauali'i Bond played softball for BYU from 2013-16
- Younger sister Brooke Soon played volleyball for BYU from 2007-10

No.	Name	POS	Ht.	B/T	Yr.	Hometown (Previous School)
11	Morgan Bevell	C	5-10	R/R	SO	Issaquah, WA (Issaquah HS)
3	Marissa Chavez	INF	5-6	R/R	SO.	Covina, CA (Charter Oaks HS)
55	Martha Epenesa	INF	5-9	R/R	RS FR	Moreno Valley, CA (Valley View HS)
8	Emilee Erickson	3B	5-10	R/R	RS JR.	Phoenix, AZ (Sandra Day O'Connor HS)
13	Bridget Fleener	C	5-6	L/R	SO	Camarillo, CA (Camarillo HS)
6	Ashley Godfrey	UTL/INF	5-6	R/R	SR.	Buckeye, AZ (Estrella Foothills HS)
27	Allie Hancock	1B	5-10	R/R	SR	Gilbert AZ (Basha HS)
16	Brooke Hill	1B	6-0	R/R	FR	Lexington, KY (Paul Laurence Dunbar HS)
2	Rylee Jensen	OF	5-8	L/L	JR	Idaho Fall, ID (Skyline HS)
77	Reggie Kanagawa	RHP/1B	6-2	R/R	FR	Blue Springs, MI (Blue Springs HS)
17	Erin Miklus	2B	5-2	L/R	SO	Altoona, IA (Southeast Polk HS)
20	Autumn Moffat	RHP	5-7	R/R	SO	Eagle, ID (Eagle HS)
10	Arianna Paulson	P/1B	5-10	R/R	RS SO	Payson, AZ (Payson HS)
99	Aubrielle Paulson	OF	5-4	L/R	FR	Payson, AZ (Payson HS)
7	Alyssa Podhurcak	UTL/INF	5-8	R/R	Fr.	Torrance, CA (South Torrance HS)
24	Olivia Sanchez	1B/P	5-7	R/R	Sr.	Murrieta, CA (Murrieta Valley HS)
21	Libby Sugg	C	5-7	R/R	SR	Franklin, TN (Franklin HS)
26	Lexi Tarrow	OF	5-8	F/R	SR	Olympia, WA (A.G. West Black Hills HS)
1	Brooke Vander Heide	OF	5-7	L/L	JR	Sandy, UT (Alta HS)
33	Kerisa Viramontes	RHP	5-5	R/R	JR	Norco, CA (Norco HS)
5	Taylei Williams	UTL/INF	5-6	R/R	SO	Mona, UT (Southern Utah University)

**Head Coach:** Gordon Eakin (17th year)

**Assistant Coach:** Pete Meredith (6th year)

**Assistant Coach:** AJ Tauli'i (2nd year)

**Assistant Coach:** Gin Barnes (1st year)

**Athletic Trainer:** Kenzi Booth (2nd year)

**Softball Operations:** Bridget Bergstrom (2nd year)

**Pronunciation Guide:**

Morgan **Bevell** like devil but with a b

Lexi **Tarrow** teh-r-oh

Autumn **Moffat** Mawf-it

Kerisa Viramontes Kerr-issa Veer-a-mont-es

Taylei Williams Tay-LEE

Gordon Eakin EE-kin

Marissa **Chavez** Chaw-vehz

Martha **Epenesa** Epp-eh-neh-suh

Erin **Miklus** Mick-lus

Alyssa **Podhurcak** Pud-or-a-check

AJ Tauli'i

Tau-AH-lee-EE

**SENIORS (5)**

Ashley Godfrey  
Allie Hancock  
Olivia Sanchez  
Libby Sugg  
Lexi Tarrow

**JUNIORS (4)**

Emilee Erickson  
Rylee Jensen  
Brooke Vander Heide  
Kerisa Viramontes

**SOPHOMORES (7)**

Morgan Bevell  
Marissa Chavez  
Bridget Fleener  
Erin Miklus  
Autumn Moffat  
Arianna Paulson  
Taylei Williams

**FRESHMEN (5)**

Martha Epenesa  
Brooke Hill  
Reggie Kanagawa  
Aubrielle Paulson  
Alyssa Podhurcak

**MARRIED (2)**

Allie Hancock  
Libby Sugg

**PITCHERS (5)**

Autumn Moffat  
Arianna Paulson  
Reggie Kanagawa  
Olivia Sanchez  
Kerisa Viramontes

**CATCHERS (3)**

Morgan Bevell  
Bridget Fleener  
Libby Sugg

**INFIELDERS (13)**

Marissa Chavez  
Martha Epenesa  
Emilee Erickson  
Ashley Godfrey  
Allie Hancock  
Brooke Hill  
Reggie Kanagawa  
Erin Miklus  
Autumn Moffat  
Arianna Paulson  
Alyssa Podhurcak  
Olivia Sanchez  
Taylei Williams

**OUTFIELDERS (6)**

Ashley Godfrey  
Rylee Jensen  
Aubrielle Paulson  
Lexi Tarrow  
Brooke Vander Heide  
Taylei Williams

**ARIZONA (5)**

Emilee Erickson  
Ashley Godfrey  
Allie Hancock  
Arianna Paulson  
Aubrielle Paulson

**CALIFORNIA (5)**

Marissa Chavez  
Martha Epenesa  
Bridget Fleener  
Alyssa Podhurcak  
Olivia Sanchez  
Kerisa Viramontes

**IDAHO (2)**

Rylee Jensen  
Autumn Moffat

**IOWA (1)**

Erin Miklus

**KENTUCKY (1)**

Brooke Hill

**MISSOURI (1)**

Reggie Kanagawa

**TENNESSEE (1)**

Libby Sugg

**UTAH (2)**

Brooke Vander Heide  
Taylei Williams

**WASHINGTON (2)**

Morgan Bevell  
Lexi Tarrow





## Brooke Vander Heide • 1

5-7 • Junior • OF • L/L • Sandy, Utah • Alta HS

Career Stats

Season	GP	GS	AB	R	H	2B	3B	HR	RBI	BB	SO	SB	CS	SF	SH	HBP	AVG	SLG	OBP	PO	A	E	FLD
2017	48	40	94	25	32	3	1	0	14	12	17	10	1	0	3	1	.340	.394	.421	25	2	0	1.000
2018	50	42	106	18	27	1	2	0	7	5	17	9	1	1	7	1	.255	.302	.292	45	3	1	.980
2019	18	14	45	4	8	0	1	0	3	1	10	1	1	0	1	0	.178	.222	.196	14	3	0	1.000
TOTALS:	116	96	245	47	67	4	4	0	24	18	44	20	3	1	11	2	.273	.322	.327	84	8	1	.989

### Notable

- 2018 WCC All-Academic Team
- Named to 2017 WCC Commissioner's Silver Honor Roll
- 2017 NFCA All-America Scholar-Athlete
- Hit .714 during her senior season in high school
- Her 214 career hits is a Utah high school record
- Lettered in softball (4), volleyball (3) and track (1)

### Records

#### SEASON HIGHS

**At Bats** 4 five times, last vs. No. 2 UCLA (3/9)

**Runs** 1 four times, last vs. Mizzou (2/21)

**Hits** 2 vs. North Carolina (2/9)

**RBI** 2 vs. FGCU (3/1)

**Walks** --

**Stolen Bases** 1 vs. Mizzou (2/21)

**Batting Average (min. 3 AB)** .667

vs. North Carolina (2/9)

**Slugging Percentage (min. 3 AB)** .677 vs. North Carolina (2/9)

#### CAREER HIGHS

**At Bats** 4 nine times, last vs. No. 2 UCLA (3/9/19)

**Runs** 2 four times, last vs. PSU (3/2/18)

**Hits** 2 nine times, last vs. UNC (2/9/19)

**RBI** 2 five times, last vs. FGCU (3/1/19)

**Walks** 3 vs. Detroit Mercy (3/3/17)

**Stolen Bases** 2 twice, last @ SD (5/4/18)

**Batting Average (min. 3 AB)** .667

seven times, last vs. UNC (2/9/19)

**Slugging Percentage (min. 3 AB)** 1.333 @ SUU (4/11/17)

### Season Highlights

- Went 2 for 3 against North Carolina (2/9)
- Stole first base of the season against Mizzou (2/21)
- Hit first season triple against Florida Gulf Coast tallying two RBI to give BYU a 2-0 win (3/1)
- Batted in a run against No. 2 UCLA to tie the game in the fourth inning (3/9)



## Rylee Jensen • 2

5-8 • Junior • OF • L/L • Idaho Falls, Idaho • Skyline HS

Career Stats

Season	GP	GS	AB	R	H	2B	3B	HR	RBI	BB	SO	SB	CS	SF	SH	HBP	AVG	SLG	OBP	PO	A	E	FLD
2017	55	53	160	40	54	11	1	6	34	28	16	7	3	1	4	3	.338	.531	.443	69	2	0	1.000
2018	55	54	164	57	54	8	1	6	21	29	19	5	1	0	3	3	.329	.500	.439	71	3	5	.940
2019	23	23	73	19	30	7	0	5	16	9	13	2	0	0	0	0	.411	.712	.476	28	3	1	.970
TOTALS:	133	130	397	116	138	26	2	17	71	66	48	14	4	1	7	6	.348	.552	.447	168	8	6	.967

### Notable

- 2018 WCC Player of the Year
- 2018 and 2017 All-WCC First Team
- Three-time WCC Player of the Week
- 2017 NFCA All-Pacific Region Third Team
- 2017 WCC Co-Freshman of the Year
- 2016 Skyline Player of the Year
- Four-year letterwinner in basketball

### Records

#### SEASON HIGHS

**At Bats** 5 @ LBSU (3/8)

**Runs** 4 twice, last vs. LBSU (3/8)

**Hits** 4 vs. LBSU (3/8)

**RBI** 5 vs. Fordham (2/16)

**Walks** 3 vs. UTEP (2/16)

**Stolen Bases** 1 twice, last vs. No. 2 UCLA

**Batting Average (min. 3 AB)** .667

twice, last vs No. 6 Tennessee (3/16)

**Slugging Percentage (min. 3 AB)** 2.670 vs. Fordham

#### CAREER HIGHS

**At Bats** 5 twice, last @ LBSU (3/8/19)

**Runs** 4 twice, last vs. LBSU (3/8/19)

**Hits** 4 vs. Nebraska (2/9/17)

**RBI** 5 twice vs. Fordham (2/16/19)

**Walks** 3 vs. UTEP (2/16/19)

**Stolen Bases** 1 ten times, last vs. UNC (2/9/19)

**Batting Average (min. 3 AB)** 1.000

three times, last vs. SMC (4/27/18)

**Slugging Percentage (min. 3 AB)** 2.670 vs. Fordham (2/16/19)

### Season Highlights

- Against No. 18 Baylor had two hits including a double, two RBI and two hits (2/7)
- Hit three homers in two games, including two against Fordham (2/16)
- Went 4 for 5 in two games (UTEP & Fordham)
- Had a career-high four runs against UTEP (2/16)
- Tied career-high of five RBI and had a career-high slugging percentage of 2.670 against Fordham (2/16)
- Named WCC Player of the Week three times including back-to-back weeks (2/19, 2/25 and 3/11)
- Had a .667 batting average with one run and a double against Robert Morris (3/7)
- Was 4 for 5 at the plate at LBSU, scoring three runs and four RBI (3/8)
- In five games had a .597 batting average (UCLA/LBSU Invite)
- Was 2 for 3 against No. 6 Tennessee recording one run (3/16)



## Marissa Chavez • 3

5-6 • Sophomore • SS, 2B • R/R • Covina, California • Charter Oaks HS

Career Stats

Season	GP	GS	AB	R	H	2B	3B	HR	RBI	BB	SO	SB	CS	SF	SH	HBP	AVG	SLG	OBP	PO	A	E	FLD	
2018	14	2	16	0	0	0	0	0	0	1	5	0	0	0	0	1	0	0	.111	0	3	5	0	1.000
2019	19	19	44	6	7	1	0	1	3	4	10	1	0	0	2	1	.159	.250	.245	34	34	3	0.960	
TOTALS:	33	21	60	6	7	1	0	1	3	5	15	1	0	0	2	2	.117	.183	.209	37	39	3	.962	

### Notable

- Four-year varsity starter
- Won the Silver Slugger Award

### Records

#### SEASON HIGHS

**At Bats** 5 vs. UTEP (2/16)

**Runs** 2 vs. LBSU (3/8)

**Hits** 2 vs. UTEP (2/16)

**RBI** 1 three times, last vs. LBSU (3/8)

**Walks** 2 vs. Georgetown (2/15)

**Stolen Bases** 1 vs. LBSU (3/8)

**Batting Average (min. 3 AB)** .400

vs. UTEP (2/16)

**Slugging Percentage (min. 3 AB)** 1.20 vs. UTEP (2/16)

#### CAREER HIGHS

**At Bats** 5 vs. UTEP (2/16/19)

**Runs** 2 vs. LBSU (3/8/19)

**Hits** 2 vs. UTEP (2/16/19)

**RBI** 1 three times, last vs. LBSU (3/8/19)

**Walks** 2 vs. Georgetown (2/15/19)

**Stolen Bases** 1 vs. LBSU (3/8/19)

**Batting Average (min. 3 AB)** .400 vs. UTEP (2/16/19)

**Slugging Percentage (min. 3 AB)** 1.20 vs. UTEP (2/16/19)

### Season Highlights

- Scored first career run against North Carolina (2/9)
- Had four putouts against No. 9 South Carolina and UNC
- Recorded two hits including a double, one run and one RBI against UTEP (2/16)
- Tallied one RBI against Nebraska (2/21)
- Recorded two runs and one RBI against LBSU (3/8)



**Taylei Williams • 5**

5-6 • Sophomore • UTL, INF • R/R • Mona, Utah • Southern Utah University/Juab HS

Career Stats

Season	GP	GS	AB	R	H	2B	3B	HR	RBI	BB	SO	SB	CS	SF	SH	HBP	AVG	SLG	OBP	PO	A	E	FLD
2019	23	18	49	8	14	5	0	1	6	8	13	2	0	0	2	2	.286	.449	.407	14	14	2	.933
TOTALS:	23	18	49	8	14	5	0	1	6	8	13	2	0	0	2	2	.286	.449	.407	14	14	2	.933

**Notable**

- Utah Softball Gatorade Player of the Year and Salt Lake Tribune Player of the Year in 2016
- Holds the Utah state record for career home runs (31), batting average (.578), strikeouts (645) and RBI in a season (65)
- Transfer from Southern Utah University

**Records**

**SEASON HIGHS**

**At Bats** 4 @ San Diego State (2/28)  
**Runs** 1 eight times, last vs. BU (3/8)  
**Hits** 3 vs. LBSU (3/8)  
**RBI** 3 vs. Mizzou (2/21)  
**Walks** 3 vs. UCSB (2/23)  
**Stolen Bases** 1 vs. UCSB (2/23)  
**Batting Average (min. 3 AB)** 1.000 vs. LBSU (3/8)  
**Slugging Percentage (min. 3 AB)** 1.33 vs. LBSU (3/8)

**CAREER HIGHS**

**At Bats** 4 @ San Diego State (2/28/19)  
**Runs** 1 five times, last vs. UCSB (2/23/19)  
**Hits** 3 vs. LBSU (3/8/19)  
**RBI** 3 vs. Mizzou (2/21)  
**Walks** 3 vs. UCSB (2/23)  
**Stolen Bases** 1 vs. UCSB (2/23)  
**Batting Average (min. 3 AB)** 1.000 vs. LBSU (3/8/19)  
**Slugging Percentage (min. 3 AB)** 1.33 vs. LBSU (3/8/19)

**Season Highlights**

- Hit first double and went 2 for 3 with one run against UNC (2/9)
- Went 2 for 3 against Fordham tallying one run (2/16)
- Hit first BYU career home run against Mizzou while also tallying three RBI (2/22)
- Drew three walks against UCSB and one stolen base (2/23)
- Went a perfect 3 for 3 against LBSU with one run, one RBI and two walks (3/8)
- Recorded two RBI against BU (3/8)
- Was 2 for 2 against No. 11 Texas hitting a double (3/15)



**Ashley Godfrey • 6**

5-6 • Senior • INF, UTL • R/R • Buckeye, Arizona • Estrella Foothills HS

Career Stats

Season	GP	GS	AB	R	H	2B	3B	HR	RBI	BB	SO	SB	CS	SF	SH	HBP	AVG	SLG	OBP	PO	A	E	FLD
2015	9	0	7	3	3	0	0	0	0	0	1	0	0	0	0	0	.429	.429	.429	1	0	0	1.000
2017	15	1	10	3	4	0	0	0	2	1	0	1	0	0	0	1	.400	.400	.500	19	4	0	1.000
2018	32	8	31	11	7	1	0	2	8	3	8	1	0	0	1	1	.226	.452	.314	15	10	2	.930
2019	23	16	49	6	13	1	0	3	9	0	12	0	0	0	2	0	.265	.469	.265	13	14	5	.840
TOTALS:	79	25	97	23	27	2	0	5	19	4	21	2	0	0	3	2	.278	.454	.32	48	28	7	.916

**Notable**

- Majoring in exercise and wellness
- Arizona Interscholastic Association All-State First Team 2010-12
- Lettered in volleyball and soccer, All-Section Second Team in soccer in 2013-14

**Records**

**SEASON HIGHS**

**At Bats** 4 twice, last vs. Mizzou (2/22)  
**Runs** 1 six times, last vs. BU (3/8)  
**Hits** 3 vs. Mizzou (2/21)  
**RBI** 3 vs. Liberty (2/8)  
**Walks** --  
**Stolen Bases** --  
**Batting Average (min. 3 AB)** .750 vs. Mizzou (2/21)  
**Slugging Percentage (min. 3 AB)** 1.000 vs. Georgetown (2/15)

**CAREER HIGHS**

**At Bats** 4 twice, last vs. Mizzou (2/22/19)  
**Runs** 2 vs. Texas A&M (2/20/15)  
**Hits** 3 vs. Detroit Mercy (3/3/17)  
**RBI** 3 twice, last vs. Liberty (2/9/19)  
**Walks** 1 four times, last vs. ECU (3/9)  
**Stolen Bases** 1 three times, last vs. UNC (2/9/19)  
**Batting Average (min. 3 AB)** 1.000 vs. Detroit Mercy (3/3/17)  
**Slugging Percentage (min. 3 AB)** 1.000 twice, last vs. Georgetown (2/15/19)

**Season Highlights**

- Hit first homer of the season against Liberty totaling three RBI (2/8)
- Hit a walk-off two-run homer against Georgetown (2/15)
- Tied career-high slugging percentage of 1.000 against Georgetown (2/15)
- Went 3 for 4 against Mizzou with one run, one RBI and a slugging percentage of .750 (2/21)
- Nailed a solo homer against UCSB (2/23)



**Alyssa Podhurscak • 7**

5-8 • Freshman • UTL, INF • R/R • Torrance, California • South Torrance HS

Career Stats

Season	GP	GS	AB	R	H	2B	3B	HR	RBI	BB	SO	SB	CS	SF	SH	HBP	AVG	SLG	OBP	PO	A	E	FLD
2019	16	13	29	1	4	1	0	0	0	3	4	0	0	0	1	0	.138	.172	.219	17	23	3	.93
TOTALS:	16	13	29	1	4	1	0	0	0	3	4	0	0	0	1	0	.138	.172	.219	17	23	3	.933

**Notable**

- Named All-League in 2016, 2017 and 2018
- CIF Champions in 2017 with South Torrance High School
- Played volleyball in high school

**Records**

**SEASON HIGHS**

**At Bats** 3 three times, last vs. BU (3/8)  
**Runs** 1 vs. Mizzou (2/21)  
**Hits** 1 three times last vs. BU (3/8)  
**RBI** --  
**Walks** 1 three times, last vs. No. 2 UCLA (3/8)  
**Stolen Bases** --  
**Batting Average (min. 3 AB)** .333 vs. BU (3/8)  
**Slugging Percentage (min. 3 AB)** .333 vs. BU (3/8)

**CAREER HIGHS**

**At Bats** 3 three times, last vs. BU (3/8/19)  
**Runs** 1 vs. Mizzou (2/21/19)  
**Hits** 1 three times last vs. BU (3/8/19)  
**RBI** --  
**Walks** 1 three times, last vs. No. 2 UCLA (3/8/19)  
**Stolen Bases** --  
**Batting Average (min. 3 AB)** .333 vs. BU (3/8/19)  
**Slugging Percentage (min. 3 AB)** .333 vs. BU (3/8/19)

**Season Highlights**

- Had three putouts and two assists against Liberty (2/8)
- Recorded first run of her BYU career against Mizzou (2/21)
- Hit first BYU career double against Ohio (3/8)



### Emilee Erickson • 8

5-10 • Rs. Junior • 3B • R/R • Phoenix, Arizona • Sandra Day O'Connor HS

Career Stats

Season	GP	GS	AB	R	H	2B	3B	HR	RBI	BB	SO	SB	CS	SF	SH	HBP	AVG	SLG	OBP	PO	A	E	FLD
2016	31	25	75	11	21	4	0	3	12	4	20	0	1	0	3	3	.280	.453	.341	116	15	2	.985
2017	10	5	16	3	1	0	0	0	0	1	3	0	0	0	0	2	.063	.063	.211	36	1	0	1.000
2018	2	13	36	3	5	0	0	1	3	6	8	1	0	0	0	2	.139	.222	.295	64	5	0	1.00
2019	22	22	57	11	16	3	0	4	10	6	10	1	0	1	0	3	.281	.544	.373	4	32	4	.900
TOTALS:	84	65	184	28	43	7	0	8	25	17	41	2	1	1	3	10	.234	.402	.33	220	53	6	.979

**Notable**

- 21st member of her family to attend BYU
- Brother Brendon played baseball for BYU in 2013
- Captain of her team that won the 2015 Division I State Championship
- Voted Female Athlete of the Year at her high school

**Records**

**SEASON HIGHS**

**At Bats** 4 four times, last vs. BU (3/8)  
**Runs** 3 vs. UTEP (2/15)  
**Hits** 2 twice, last vs. UC Davis (2/16)  
**RBI** 2 twice, last vs. Ohio (3/8)  
**Walks** 2 twice, last vs. SJSU (3/1)  
**Stolen Bases --**  
**Batting Average (min. 3 AB)** .667 twice, last vs. UC Davis (2/15)  
**Slugging Percentage (min. 3 AB)** 2.000 twice last vs. Ohio (3/8)

**CAREER HIGHS**

**At Bats** 4 six times, last vs. BU (3/8/19)  
**Runs** 3 vs. UTEP (2/15/19)  
**Hits** 2 seven times, last vs. UC Davis (2/15/19)  
**RBI** 2 three times, last vs. Ohio (3/8/19)  
**Walks** 3 vs. Oregon St. (2/10/18)  
**Stolen Bases** 1 @ ASU (3/31/18)  
**Batting Average (min. 3 AB)** .667 five times, last vs. UC Davis (2/15/19)  
**Slugging Percentage (min. 3 AB)** 2.000 twice last vs. Ohio (3/8/19)

**Season Highlights**

- Went 2 for 3 and hit a double against No. 9 South Carolina (2/7)
- Hit first season homer against North Carolina (2/9)
- Went 2 for 3 including a homer and a double and a career-high slugging percentage of 2.000 against UC Davis (2/15)
- Tallied three runs with two RBI and one hit against UTEP (2/16)
- Hit a double against No. 4 Oklahoma (2/22)
- Had two RBI against Ohio and one homer (3/8)



### Arissa Paulson • 10

5-10 • Rs. Sophomore • P, 1B • R/R • Payson, Arizona • Brightmont Academy

Career Stats

Season (Pitcher)	GP	GS	W	L	CG	SHO	SV	IP	H	R	ER	BB	SO	2B	3B	HR	AB	HBP	AVG	ERA
2017	25	20	11	3	9	2	1	102.0	82	43	41	59	97	17	3	3	363	4	.226	2.81
2018	17	15	7	6	7	3	0	76.0	68	39	32	39	63	8	1	4	292	7	.233	2.95
2019	18	16	3	5	4	1	0	57.2	68	43	32	32	38	10	1	9	226	4	.301	3.88
TOTALS:	60	51	21	14	20	6	1	235.2	218	125	105	130	198	35	5	16	881	15	.247	3.12

**Notable**

- Little sister Aubrielle is on the team
- Brother Sterling played rugby at BYU from 2012-14
- Great-grandfather played for the Washington Redskins
- Arizona Gatorade Softball Player of the Year for 2014-15
- Also played soccer and basketball

**Records**

**SEASON HIGHS**

**Strikeouts** 9 twice, last vs. RMU (3/7)  
**ERA (min. 4 IP)** 2.00 vs. SJSU (3/1/19)  
**Innings Pitched** 7.0 vs. SJSU (3/1/19)  
**Opponent Batting Average (min. 4 IP)** 0.211 vs. Fordham (2/16)  
**Earned Runs (min. 4 IP)** 2 twice, last vs. SJSU (3/1)  
**Hits (min. 4 IP)** 4 twice, last vs. Fordham (2/16)  
**Walks (min. 4 IP)** 1 vs. San Jose State (3/1)  
**At Bats** 26 twice vs. SJSU (3/1)

**CAREER HIGHS**

**Strikeouts** 9 three times, last vs. RMU (3/7)  
**ERA (min. 4 IP)** .00 six times, last vs. NU (3/3)  
**Innings Pitched** 8.0, vs. CSUN (2/23/18)  
**Opponent Batting Average (min. 4 IP)** .087 vs. Pacific (4/14/17)  
**Earned Runs** 0 three times, last vs. NU (3/3)  
**Hits** 1 vs. SUU (4/19/17)  
**Walks** 0 @ Hawai'i (3/8/18)  
**At Bats** 30 vs. CSUN (2/23/18)

**Season Highlights**

- Pitched 6.1 innings with only two earned runs while also going 2 for 3 with one RBI against No. 18 Baylor (2/7)
- Tied career-high of nine strikeouts against UC Davis (2/15)
- Doubled against Nebraska (2/21)
- Pitched a complete game against San Jose State giving up only two earned runs and one walk (3/1)
- Went 2 for 4 at LBSU recording two RBI (3/7)
- Struck out nine batter for the second time this season with no runs against RMU (3/7)
- Had three strikeouts against BU while hitting her first homer of the season (3/8)
- Pitched six innings against No. 6 Tennessee with no runs (3/16)



### Morgan Bevell • 11

5-10 • Sophomore • C • R/R • Issaquah, Washington • Issaquah HS

Career Stats

Season	GP	GS	AB	R	H	2B	3B	HR	RBI	BB	SO	SB	CS	SF	SH	HBP	AVG	SLG	OBP	PO	A	E	FLD
2018	10	0	9	1	0	0	0	0	0	2	5	0	0	0	0	0	0	0	.182	3	0	0	1.000
2019	12	5	19	4	6	1	0	0	1	2	4	0	0	0	0	0	.316	.368	.381	17	2	0	1.000
TOTALS:	22	5	28	5	6	1	0	0	1	4	9	0	0	0	0	0	.214	.250	.313	20	2	0	1.000

**Notable**

- Four-year starter on varsity
- Team captain and overall MVP in 2016
- Three-year scholar athlete
- Hopes to pursue a degree in the medical field

**Records**

**SEASON HIGHS**

**At Bats** 3 three times, last vs. Mizzou (2/21)  
**Runs** 2 vs. Fordham (2/16)  
**Hits** 2 twice, last vs. Georgetown (2/16)  
**RBI** 1 vs. Fordham (2/16)  
**Walks** 1 twice, last vs. Fordham (2/16)  
**Stolen Bases --**  
**Batting Average (min. 3 AB)** .667 twice, last vs. Georgetown (2/15)  
**Slugging Percentage (min. 3 AB)** 1.000 vs. No. 18 Baylor (2/7)

**CAREER HIGHS**

**At Bats** 3 three times, last vs. Mizzou (2/21/19)  
**Runs** 2 vs. Fordham (2/16/19)  
**Hits** 2 twice, last vs. Georgetown (2/16/19)  
**RBI** 1 vs. Fordham (2/16/19)  
**Walks** 1 three times, last vs. Fordham (2/16/19)  
**Stolen Bases --**  
**Batting Average (min. 3 AB)** .667 twice, last vs. Georgetown (2/15/19)  
**Slugging Percentage (min. 3 AB)** 1.000 vs. No. 18 Baylor (2/7/19)

**Season Highlights**

- Had first two career hits including a double and scoring one run against No. 18 Baylor (2/7)
- Went 2 for 3 against Georgetown with one run (2/15)
- Scored two runs and one RBI against Fordham (2/16)



**Bridget Fleener • 13**

5-6 • Sophomore • C • L/R • Camarillo, California • Camarillo HS

Career Stats

Season	GP	GS	AB	R	H	2B	3B	HR	RBI	BB	SO	SB	CS	SF	SH	HBP	AVG	SLG	OBP	PO	A	E	FLD
2018	48	42	119	14	45	7	2	4	30	10	12	1	0	1	4	4	.378	.571	.440	1	0	0	1.000
2019	7	3	11	2	2	1	0	1	2	3	2	0	0	0	0	0	.182	.545	.357	0	0	0	0
TOTALS:	55	46	130	16	47	8	2	5	32	13	14	1	0	1	4	4	.362	.569	.432	1	0	0	1

**Notable**

- 2018 WCC Freshman of the Year
- 2018 All-WCC First Team
- Four-year starter on varsity
- Named ACHS Offensive Player of the Year in 2014, 2015 and 2016
- Plans to major in exercise science

**Records**

**SEASON HIGHS**

**At Bats** 3 vs. Mizzou (2/21)  
**Runs** 2 vs. Mizzou (2/21)  
**Hits** 1 twice, last vs. UCSB (2/23)  
**RBI** 1 twice, last vs. UCSB (2/23)  
**Walks** 1 three times, last vs. SJSU (3/1)  
**Stolen Bases** --  
**Batting Average (min. 3 AB)** .333 vs. Mizzou (2/23)  
**Slugging Percentage (min. 3 AB)** 1.330 vs. Mizzou (2/23)

**CAREER HIGHS**

**At Bats** 5 vs. LSU (3/22/18)  
**Runs** 2 twice, last vs. Mizzou (2/21/19)  
**Hits** 2 nine times times, last @ SD (5/5/18)  
**RBI** 3 at Utah (4/18/18)  
**Walks** 1 eight times, last vs. SJSU (3/1/19)  
**Stolen Bases** 1 vs. SMC (4/28/18)  
**Batting Average (min. 3 AB)** .750 at Utah (4/18/18)  
**Slugging Percentage (min. 3 AB)** 1.25 vs. Hawai'i (2/15/18)

**Season Highlights**

- Drew one walk against UTEP (2/16)
- Hit first homer of the season against Mizzou, while also recording two runs and one RBI (2/21)
- Doubled against UCSB and recorded on RBI (2/23)



**Brooke Hill • 16**

6-0 • Freshman • 1B • R/R • Lexington, Kentucky • Paul Laurence Dunbar HS

Career Stats

Season	GP	GS	AB	R	H	2B	3B	HR	RBI	BB	SO	SB	CS	SF	SH	HBP	AVG	SLG	OBP	PO	A	E	FLD
2019	2	0	1	0	1	0	0	0	0	0	0	1	0	0	0	0	1.000	1.000	1.000	0	0	0	0
TOTALS:	2	0	1	0	1	0	0	0	0	0	0	1	0	0	0	0	1	1	1	0	0	0	0

**Notable**

- Her mom was All-American softball player at Arizona and her dad played football at Iowa Wesleyan
- Her grandpa Bruce Dalton was a pitcher for the BYU baseball team and also wore No. 16
- Set the Dunbar High School record for home runs with 35
- Named Dunbar High School Student Athlete of the Year in 2018

**Records**

**SEASON HIGHS**

**At Bats** 1 vs. No. 6 Tennessee (3/14)  
**Runs** --  
**Hits** 1 vs. No. 6 Tennessee (3/14)  
**RBI** --  
**Walks** --  
**Stolen Bases** --  
**Batting Average (min. 3 AB)** --  
**Slugging Percentage (min. 3 AB)** --

**CAREER HIGHS**

**At Bats** 1 vs. No. 6 Tennessee (3/14/19)  
**Runs** --  
**Hits** 1 vs. No. 6 Tennessee (3/14/19)  
**RBI** --  
**Walks** --  
**Stolen Bases** --  
**Batting Average (min. 3 AB)** --  
**Slugging Percentage (min. 3 AB)** --

**Season Highlights**

- Played in first BYU game at left field against UTEP (2/16)
- Tallied first career hit against No. 6 Tennessee (3/14)



**Erin Miklus • 17**

5-2 • Sophomore • 2B • L/R • Altoona, Iowa • Southeast Polk HS

Career Stats

Season	GP	GS	AB	R	H	2B	3B	HR	RBI	BB	SO	SB	CS	SF	SH	HBP	AVG	SLG	OBP	PO	A	E	FLD
2018	36	3	14	19	4	2	0	0	3	3	5	2	0	0	0	0	.286	.429	.412	5	7	0	1.000
2019	13	9	26	5	5	1	0	0	2	5	6	1	1	0	1	0	.192	.231	.323	15	27	1	0.980
TOTALS:	49	12	40	24	9	3	0	0	5	8	11	3	1	0	1	0	.225	.300	.354	20	34	1	.982

**Notable**

- 2017 Iowa GSCA All-State First Team as a senior
- Two of her brothers wrestle for Mizzou
- Has cousins that played softball at Drake, Iowa and Hartburg College
- National Honor Society
- All-Academic Award
- Plans to study psychology

**Records**

**SEASON HIGHS**

**At Bats** 4 vs. Fordham (2/16)  
**Runs** 3 vs. UTEP (2/16)  
**Hits** 3 vs. UTEP (2/16)  
**RBI** 2 vs. UTEP (2/16)  
**Walks** 1 five times, last vs. Nebraska (2/21)  
**Stolen Bases** 1 vs. No. 18 Baylor (2/7)  
**Batting Average (min. 3 AB)** 1.000 vs. UTEP (2/16)  
**Slugging Percentage (min. 3 AB)** 1.33 vs. UTEP (2/16)

**CAREER HIGHS**

**At Bats** 4 vs. Fordham (2/16)  
**Runs** 3 vs. UTEP (2/16)  
**Hits** 3 vs. UTEP (2/16)  
**RBI** 2 twice, last vs. UTEP (2/16/19)  
**Walks** 1 seven times, last vs. Nebraska (2/21/19)  
**Stolen Bases** 1 three times, last vs. No. 18 Baylor (2/7/19)  
**Batting Average (min. 3 AB)** 1.000 vs. UTEP (2/16)  
**Slugging Percentage (min. 3 AB)** 1.33 vs. UTEP (2/16)

**Season Highlights**

- Stole a base against No. 18 Baylor (2/7)
- Went a perfect 3 for 3 against UTEP with three runs and two RBI and a 1.33 slugging percentage (2/16)
- Hit first career double against UTEP
- Tallied one run against FGCU as a pinch runner (3/1)



### Autumn Moffat • 20

5-10 • Sophomore • P, 1B • R/R • Eagle, Idaho • Eagle HS  
Career Stats

Season	GP	GS	W	L	CG	SHO	SV	IP	H	R	ER	BB	SO	2B	3B	HR	AB	HBP	AVG	ERA
2018	31	16	9	8	7	2	1	104.2	119	69	52	40	75	11	2	12	434	12	.274	3.48
2019	18	14	5	8	4	0	0	62.2	62	42	24	32	49	14	2	3	261	3	.238	2.68
TOTALS:	49	30	14	16	11	2	1	167.1	181	111	76	72	124	25	4	15	695	15	.260	3.18

**Notable**

- 2018 All-WCC Second Team
- Her dad played football at BYU while her brother was a cheerleader here
- Three-time state champion pitcher
- Two-time 5A pitcher of the year
- Wants to study nursing

**Records**

**SEASON HIGHS**

**Strikeouts** 8 vs UTEP (2/16)  
**ERA (min. 4 IP)** 0.00 five times, last vs. BU (3/8)  
**Innings Pitched** 7.0 twice, last vs. Northwestern (2/22)  
**Opponent Batting Average (min. 4 IP)** 0.043 vs. Georgetown (2/15)  
**Earned Runs (min. 4 IP)** 0 six times, last vs. BU (3/8)  
**Hits (min. 4 IP)** 1 vs. Georgetown (2/15)  
**Walks (min. 4 IP)** 1 twice, last vs. BU (3/8)  
**At Bats** 27 vs. Northwestern (2/22)

**CAREER HIGHS**

**Strikeouts** 8 vs. UTEP (2/16/19)  
**ERA (min. 4 IP)** 0.0 nine times, last vs. BU (3/8)  
**Innings Pitched** 7.0 five times, last vs. Northwestern (2/22/19)  
**Opponent Batting Average (min. 4 IP)** 0.043 vs. Georgetown (2/15/19)  
**Earned Runs (min. 4 IP)** 0 six times, last vs. San Diego State (2/28/19)  
**Hits (min. 4 IP)** 1 vs. Georgetown (2/15/19)  
**Walks (min. 4 IP)** 0 four times, last @ SD (5/5/18)  
**At Bats** 28 vs. UAPB (3/10/18)

**Season Highlights**

- Pitched a complete game against Georgetown striking out six batters with no earned runs and only one hit (2/15)
- Career-high eight strikeouts and no earned runs against UTEP (2/16)
- Named WCC Pitcher of the Week (2/19)
- Allowed no earned runs against San Diego State in 6.1 innings pitched (2/18)
- Made first career on-base appearance against FGCU (3/1)
- Had no earned runs and 14 strikeouts through 15 innings against RMU, LBSU and Ohio



### Libby Sugg • 21

5-7 • Senior • C • R/R • Franklin, Tennessee • Franklin HS  
Career Stats

Season	GP	GS	AB	R	H	2B	3B	HR	RBI	BB	SO	SB	CS	SF	SH	HBP	AVG	SLG	OBP	PO	A	E	FLD
2016	57	57	163	30	52	10	1	18	58	37	33	0	1	1	0	1	.319	.724	.446	288	15	4	.987
2017	58	57	163	30	58	12	0	13	56	18	22	4	0	4	5	2	.356	.669	.417	315	16	2	.994
2018	58	58	157	32	65	13	0	11	67	33	16	2	0	6	3	0	.414	.707	.276	27	9	9	.970
2019	24	22	55	7	10	2	0	2	12	7	11	0	0	4	1	2	.182	.327	.279	97	6	3	.970
TOTALS:	197	194	538	99	185	37	1	44	193	95	82	6	1	15	9	5	.344	.662	.436	976	64	18	.983

**Notable**

- Two-time team captain
- 2018 All-WCC First Team
- 2018 WCC All-Academic Team
- Named to 2018 USA Softball College Player of the Year Watch List
- 2017 NFCA All-Pacific Region First Team
- 2017 All-WCC Second Team
- Won two ASA/USA National Championships with Tennessee Fury 97
- Hit a grand slam against Saint Mary's in 2016

**Records**

**SEASON HIGHS**

**At Bats** 3 11 times, last vs. No. 2 UCLA (3/9)  
**Runs** 3 vs. UTEP (2/16)  
**Hits** 2 twice, last vs. Fordham (2/16)  
**RBI** 5 vs. UTEP (2/16)  
**Walks** 1 six times, last vs. RMU (3/7)  
**Stolen Bases --**  
**Batting Average (min. 3 AB)** .667 twice, last vs. Fordham (2/16)  
**Slugging Percentage (min. 3 AB)** 2.00 vs. UTEP (2/16)

**CAREER HIGHS**

**At Bats** 4 32 times, last vs. Santa Clara (4/6/18)  
**Runs** 3 twice, last vs. UTEP (2/16/19)  
**Walks** 3 five times, last vs. New Mexico (2/16/18)  
**RBI** 5 three times, last vs. UTEP  
**Walks** 3 vs. Santa Clara (5/7/16)  
**Stolen Bases** 1 five times, last vs PSU (3/2/18)  
**Batting Average (min. 3 AB)** 1.000 six times, last @ SUU (4/30)  
**Slugging Percentage (min. 3 AB)** 2.667 twice, last vs. NDSU (3/30/18)

**Season Highlights**

- Went 2 for 3 with three runs including a homer and five RBI against UTEP (2/16)
- Recorded a .667 batting average and two runs against Fordham (2/16)
- Doubled against Nebraska (2/21)
- Had five putouts against SJSU (3/1)
- Homered against No. 2 UCLA (2/9)
- Recorded one hit and one run against No. 6 Tennessee (3/14)



### Olivia Sanchez • 24

5-7 • Senior • P, 1B • R/R • Murrieta, California • Murrieta Valley HS  
Career Stats

Season (Pitcher)	GP	GS	W	L	CG	SHO	SV	IP	H	R	ER	BB	SO	2B	3B	HR	AB	HBP	AVG	ERA
2016	23	14	7	8	5	2	0	91	107	61	44	40	49	27	1	11	370	7	.289	3.38
2017	7	0	0	0	0	0	0	9	12	11	10	4	1	1	0	3	40	0	.300	7.78
CAREER	55	28	7	9	5	2	0	111.2	138	91	72	53	54	33	2	19	462	10	.299	4.51

Season (Batting)	GP	GS	AB	R	H	2B	3B	HR	RBI	BB	SO	SB	CS	SF	SH	HBP	AVG	SLG	OBP	PO	A	E	FLD
2018	23	13	37	4	8	1	0	1	6	1	2	0	0	1	1	3	0.216	0.324	0.286	66	4	2	0.97
2019	16	14	42	2	11	2	0	2	11	1	8	0	0	1	0	2	.262	.452	.304	90	1	1	.990
TOTALS:	69	41	82	6	19	3	0	3	17	2	12	0	0	2	1	12	.232	.378	.337	161	15	4	.978

**Notable**

- Cousin of former BYU softball outfielder Monica Gonzales (2006-09)
- High school team was back-to-back league champions in 2013 and 2014
- Scholar athlete in 2012, 2013, 2015
- Southwestern League MVP in 2013 and 2015

**Records**

**SEASON HIGHS**

**At Bats** 4 twice, last vs. Nebraska (2/21)  
**Runs** 2 vs. UTEP (2/16)  
**Hits** 3 twice vs. UTEP (2/16)  
**RBI** 6 vs. UTEP (2/16)  
**Walks** 1 vs. No. 18 Baylor (2/7)  
**Stolen Bases --**  
**Batting Average (min. 3 AB)** .750 vs. UTEP (2/16)  
**Slugging Percentage (min. 3 AB)** 2.25 vs. UTEP (2/16)

**CAREER HIGHS**

**At Bats** 4 twice, last vs. Nebraska (2/21)  
**Runs** 2 vs. UTEP (2/16)  
**Hits** 3 twice vs. UTEP (2/16)  
**RBI** 6 vs. UTEP (2/16)  
**Walks** 1 vs. No. 18 Baylor (2/7)  
**Stolen Bases --**  
**Batting Average (min. 3 AB)** .750 vs. UTEP (2/16)  
**Slugging Percentage (min. 3 AB)** 2.25 vs. UTEP (2/16)

**Season Highlights**

- Recorded first RBI of the season against No. 18 Baylor (2/7)
- Hit a grand slam against UTEP as well as another homer, six RBI and two runs while going 3 for 4 at the plate (2/16)
- Doubled against Fordham while going 2 for 3 at the plate with two RBI (2/16)
- Had nine putouts against No. 4 Oklahoma (2/22)



## Lexi Tarrow • 26

5-8 • Senior • OF • L/R • Olympia, Washington • A.G. West Black Hills HS

Career Stats

Season	GP	GS	AB	R	H	2B	3B	HR	RBI	BB	SO	SB	CS	SF	SH	HBP	AVG	SLG	OBP	PO	A	E	FLD
2016	42	31	89	22	23	3	1	0	6	7	20	5	0	0	3	2	.258	.315	.327	12	2	1	.933
2017	57	56	157	42	62	4	3	3	30	29	30	7	2	0	3	2	.395	.516	.495	18	1	0	1.000
2018	57	56	171	42	59	9	1	4	34	26	37	18	1	1	3	2	.345	.480	.435	51	4	3	.950
2019	20	15	43	5	6	0	0	0	5	3	10	1	0	0	1	2	.140	.140	.229	17	1	0	1.000
TOTALS:	176	158	460	111	150	16	5	7	75	65	97	31	3	1	10	8	.326	.428	.418	98	8	4	.964

### Notable

- Full name is Lexi
- 2018 All-WCC First Team
- 2017 All-WCC Honorable Mention
- Two-time WCC Player of the Week

### Records

#### SEASON HIGHS

**At Bats** 4 three times, last vs. Nebraska (2/21)

**Runs** 1 four times, last vs. Mizzou (2/21)

**Hits** 2 vs. Fordham (2/16)

**RBI** 2 vs. Fordham (2/16)

**Walks** 2 vs. Georgetown (2/15)

**Stolen Bases** 1 vs. Georgetown (2/15)

**Batting Average (min. 3 AB)** .250 vs. Nebraska (2/22)

**Slugging Percentage (min. 3 AB)** .250 vs. Nebraska (2/22)

#### CAREER HIGHS

**At Bats** 5 twice, last SD (5/4/18)

**Runs** 3 vs. UVU (4/26/17)

**Hits** 4 vs. UVU (4/26/17)

**RBI** 3 seven times, last vs. SUU (3/16)

**Walks** 3 vs. Alabama (3/2/18)

**Stolen Bases** 2 three times, last vs. ECU (3/9)

**Batting Average (min. 3 AB)** 1.000 vs. PSU (3/2/18)

**Slugging Percentage (min. 3 AB)** 2.000 twice, last vs. PSU (3/2)

### Season Highlights

- Had one RBI against North Carolina (2/9)
- Went 2 for 2 against Fordham with two RBI and one run (2/16)



## Allie Hancock • 27

5-10 • Senior • 1B • R/R • Gilbert, Arizona • Basha HS

Career Stats

Season	GP	GS	AB	R	H	2B	3B	HR	RBI	BB	SO	SB	CS	SF	SH	HBP	AVG	SLG	OBP	PO	A	E	FLD
2016	18	2	10	6	1	0	0	0	1	3	4	3	0	0	0	0	.100	.100	.308	3	0	0	1.000
2017	20	7	18	2	2	0	0	1	3	4	5	1	1	1	0	4	.111	.278	.370	6	1	0	1.000
2018	49	24	58	9	9	1	1	3	8	10	19	4	0	0	1	5	.155	.362	.329	189	7	3	.980
2019	16	10	23	2	2	0	0	1	1	1	10	0	0	0	1	2	.087	.217	.192	87	5	0	1.000
TOTALS:	103	43	109	19	14	1	1	5	13	18	38	8	1	1	2	11	.128	.294	.309	285	13	3	.990

### Notable

- Hit first career home run vs. Nevada
- Set the home run record at Basha HS in 2015 with 14 home runs (3rd in state)
- 2015 District Player of the Year
- Division I state runner-up in 2012
- Won back-to-back national titles in 2012 and 2013 with the Lady Cats

### Records

#### SEASON HIGHS

**At Bats** 4 vs. Georgetown (2/15)

**Runs** 1 twice last vs. Nebraska (2/21)

**Hits** 1 vs. No. 9 South Carolina (2/7)

**RBI** 1 vs. No. 9 South Carolina (2/7)

**Walks** 1 vs. North Carolina

**Stolen Bases** --

**Batting Average (min. 3 AB)** --

**Slugging Percentage (min. 3 AB)** --

#### CAREER HIGHS

**At Bats** 4 five times, last vs. Georgetown (2/15/19)

**Runs** 2 vs. Hawai'i (2/15/18)

**Hits** 2 vs. Hawai'i (2/15/18)

**RBI** 2 twice, last vs. Stanford (2/8/18)

**Walks** 2 twice, last vs. FIU (2/16/18)

**Stolen Bases** 2 vs. Robert Morris (2/20/16)

**Batting Average (min. 3 AB)** .500 vs. Hawai'i (2/15)

**Slugging Percentage (min. 3 AB)** 1.25 vs. Hawai'i (2/15)

### Season Highlights

- Hit a two-run homer in the season opener against No. 9 South Carolina (2/9)
- Recorded one run against Nebraska (2/21)



## Kerisa Viramontes • 33

5-5 • Junior • P • R/R • Norco, California • Norco HS

Career Stats

Season	GP	GS	W	L	CG	SHO	SV	IP	H	R	ER	BB	SO	2B	3B	HR	AB	HBP	AVG	ERA
2017	11	4	2	2	1	1	0	21.1	28	18	17	8	13	3	0	2	88	3	.318	7.25
2018	36	27	19	6	14	3	1	155.2	143	59	47	71	124	17	0	15	589	6	.243	2.11
2019	15	7	2	2	2	1	1	37.2	41	29	26	17	17	4	1	9	151	3	.272	4.83
TOTALS:	62	38	23	10	17	5	2	214.2	212	106	90	96	154	24	1	26	828	12	.256	2.93

### Notable

- 2018 WCC Co-Pitcher of the Year
- 2018 All-WCC Second Team selection
- Threw a no-hitter in her collegiate debut vs. Nevada
- First freshman to start the CIF Southern Section Division I Title game since 2006
- All-Inland First Team as a freshman

### Records

#### SEASON HIGHS

**Strikeouts** 4 vs. Mizzou (2/21)

**ERA (min. 4 IP)** 0.00 vs. FGCU (3/1)

**Innings Pitched** 7.0 twice vs. FGCU (3/1)

**Opponent Batting Average (min. 4 IP)** .045 vs. FGCU (3/1)

**Earned Runs (min. 4 IP)** 0 vs. FGCU (3/1)

**Hits (min. 4 IP)** 1 vs FGCU (3/1)

**Walks (min. 4 IP)** 0 vs. FGCU (3/1)

**At Bats (min. 4 IP)** 27 vs. Mizzou (2/21)

#### CAREER HIGHS

**Strikeouts** 11 twice, last vs. James Madison (3/10/18)

**ERA (min. 4 IP)** .00 six times, last vs. FGCU (3/1/19)

**Innings Pitched** 11.1 at LSU (3/22/18)

**Opponent Batting Average (min. 4 IP)** .000 vs. Nevada (2/17/17)

**Earned Runs** 0 eight times, last vs. FGCU (FGCU 3/1)

**Hits (min. 4 IP)** 0 twice, last vs. FGCU (3/1/19)

**Walks (min. 4 IP)** 0 vs. FGCU (3/1/19)

**At Bats (min. 4 IP)** 38 at LSU (3/22/18)

### Season Highlights

- Had two strikeouts against North Carolina (2/9)
- Pitched a complete game against Mizzou recording four strikeouts (2/21)
- Pitched a one-hit shutout against Florida Gulf Coast in a complete game allowing no walks
- Named WCC Pitcher of the Week (3/4)



**Martha Epenesa • 55**

5-9 • Rs. Freshman • 3B • R/R • Moreno Valley, California • Valley View HS  
 Career Stats

Season	GP	GS	AB	R	H	2B	3B	HR	RBI	BB	SO	SB	CS	SF	SH	HBP	AVG	SLG	OBP	PO	A	E	FLD
2019	13	6	20	4	2	0	0	0	1	3	5	0	0	0	0	1	.100	.100	0.250	7	5	0	1.000
TOTALS:	13	6	20	4	2	0	0	0	1	3	5	0	0	0	0	1	.100	.100	.25	7	5	0	1.000

**Notable**

- Played for California Cruisers (18 gold)
- High school team took first in the 2016 Valley View Inland Championship League and qualified for CIF playoffs
- Also a standout high school volleyball player and was the All-CIF MVP in 2016

**Records**

**SEASON HIGHS**

**At Bats** 4 vs. LBSU (3/7)  
**Runs** 2 vs. LBSU (3/7)  
**Hits** 2 vs. LBSU (3/7)  
**RBI** 1 vs. LBSU (3/7)  
**Walks** 1 twice, last vs. UTEP (2/16)  
**Stolen Bases** --  
**Batting Average (min. 3 AB)** .500 vs. LBSU (3/7)  
**Slugging Percentage (min. 3 AB)** .500 vs. LBSU (3/7)

**CAREER HIGHS**

**At Bats** 4 vs. LBSU (3/7/19)  
**Runs** 2 vs. LBSU (3/7/19)  
**Hits** 2 vs. LBSU (3/7/19)  
**RBI** 1 vs. LBSU (3/7/19)  
**Walks** 1 twice, last vs. UTEP (2/16/19)  
**Stolen Bases** --  
**Batting Average (min. 3 AB)** .500 vs. LBSU (3/7/19)  
**Slugging Percentage (min. 3 AB)** .500 vs. LBSU (3/7/19)

**Season Highlights**

- Scored one run as a pinch runner against No. 9 South Carolina (2/7)
- Went 2 for 4 at the plate with two runs and one RBI at LBSU (3/7)



**Reggie Kanagawa • 77**

6-2 • Freshman • P, 1B • R/R • Blue Springs, Missouri • Blue Springs HS  
 Career Stats

Season	GP	GS	W	L	CG	SHO	SV	IP	H	R	ER	BB	SO	2B	3B	HR	AB	HBP	AVG	ERA
2019	0	0	0	0	0	0	0	0	0	0	0	0	0	0	0	0	0	0	0	0
CAREER	0	0	0	0	0	0	0	0	0	0	0	0	0	0	0	0	0	0	0	0

**Notable**

- Named All-Conference, All-District, All-Region and All-Area in high school
- All-State Pitcher in 2016
- Named an All-American sophomore and senior season in high school

**Records**

**SEASON HIGHS**

**At Bats** --  
**Runs** --  
**Hits** --  
**RBI** --  
**Walks** --  
**Stolen Bases** --  
**Batting Average (min. 3 AB)** --  
**Slugging Percentage (min. 3 AB)** --

**CAREER HIGHS**

**At Bats** --  
**Runs** --  
**Hits** --  
**RBI** --  
**Walks** --  
**Stolen Bases** --  
**Batting Average (min. 3 AB)** --  
**Slugging Percentage (min. 3 AB)** --

**Season Highlights**

- Redshirting the 2019 season



**Aubrielle Paulson • 99**

5-4 • Freshman • OF • L/R • Payson, Arizona • Payson HS  
 Career Stats

Season	GP	GS	AB	R	H	2B	3B	HR	RBI	BB	SO	SB	CS	SF	SH	HBP	AVG	SLG	OBP	PO	A	E	FLD
2019	11	0	2	4	0	0	0	0	0	3	0	0	0	0	0	0	0.000	0.000	.600	0	0	0	0
TOTALS:	11	0	2	4	0	0	0	0	0	3	0	0	0	0	0	0	0	0	.600	0	0	0	0

**Notable**

- Sister Arissa currently plays softball at BYU
- All-Valley Softball Team in 2017 and 2018
- Named to the 2018 PGF Mountain All-American Team

**Records**

**SEASON HIGHS**

**At Bats** --  
**Runs** 1 four times, last vs. Fordham (2/16)  
**Hits** --  
**RBI** --  
**Walks** 2 vs. UTEP (2/16)  
**Stolen Bases** --  
**Batting Average (min. 3 AB)** --  
**Slugging Percentage (min. 3 AB)** --

**CAREER HIGHS**

**At Bats** --  
**Runs** 1 four times, last vs. Fordham (2/16/19)  
**Hits** --  
**RBI** --  
**Walks** 2 vs. UTEP (2/16/19)  
**Stolen Bases** --  
**Batting Average (min. 3 AB)** --  
**Slugging Percentage (min. 3 AB)** --

**Season Highlights**

- Scored first career run as a pinch runner against No. 18 Baylor (2/7)

**Individual Game Records****At Bats**

No.	Name	Date
8	Kate Walker vs. Colorado State	04/05/02
7	Brooke Cadiente vs. Colorado State	04/05/02
7	Lauren Watson-Perry vs. Colorado State	04/05/02
6	Gordy Bravo at San Diego	05/13/16
6	Lauren Bell at San Diego	05/13/16

Seven more players with 6

**Hits**

No.	Name	Date
5	Ashley Thompson vs. Pacific	04/10/15
5	Jessica Purcell-Fitu vs. Cal State Northridge	02/19/11
<b>4</b>	<b>Rylee Jensen vs. LBSU</b>	<b>03/07/19</b>
<b>4</b>	<b>Rylee Jensen vs. Nebraska</b>	<b>02/09/17</b>

29 more players with 4

**Doubles**

No.	Name	Date
<b>3</b>	<b>Rylee Jensen vs. Nevada</b>	<b>02/17/17</b>
3	Ashlee Robinson vs. Portland State	02/14/14
3	Katie Manuma vs. Seattle	02/13/14
3	JC Clayton vs. Utah	04/10/10
3	Jessica Purcell-Fitu vs. Sacramento State	03/19/09
3	Andrea Ramirez vs. DePaul	03/23/06

**Home Runs**

No.	Name	Date
3	Angeline Quoicho at UNLV	05/07/10

Two more players with 3

**RBI**

No.	Name	Date
8	Daniela Urincho-Snow at UVU	04/16/08
7	Katie Manuma vs. Seattle	02/13/14
7	Jessica Purcell-Fitu vs. UNLV	04/29/11
7	Jessica Purcell-Fitu at Utah	04/11/09
7	Jessica Purcell-Fitu vs. SUU	04/14/09
7	laneta Le'i vs. Utah	04/24/04
<b>6</b>	<b>Olivia Sanchez vs. UTEP</b>	<b>02/21/19</b>

12 more players with 6

**Walks**

No.	Name	Date
6	Oli Keohohou vs. Utah	05/12/01
4	Jessica Dugas at UVU	05/02/12

Four more players with 4

**Runs**

No.	Name	Date
5	Daniela Urincho-Snow at UVU	04/16/08
<b>4</b>	<b>Rylee Jensen vs. UTEP</b>	<b>02/21/19</b>
4	Lauren Bell vs. Santa Clara	05/06/16
4	Lauren Bell vs. UC Santa Barbara	02/19/15

16 more players with 4

**Stolen Bases**

No.	Name	Date
4	JC Clayton vs. San Diego	03/23/13
3	Ashley Thompson vs. Miami (Ohio)	03/03/17
3	Krystle Chamberlain vs. New Mexico	04/16/05
3	Debbie Dodds vs. New Mexico	04/30/04
3	Lindsey Hodgen-Kelly at Utah State	03/21/01
2	Ashley Thompson vs. Mount St. Mary's	03/03/16

60 more players with 2

**Strikeouts**

No.	Name	Date
14	McKenna Bull vs. Wisconsin	02/12/16
14	McKenna Bull at Saint Mary's	04/03/15
14	McKenna Bull vs. Maryland	02/19/15
14	McKenna Bull vs. Valparaiso	03/14/14
14	Christina Gwyn-Trice vs. Campbell	05/16/08
14	Christina Gwyn-Trice vs. UNLV	04/26/08
14	Summer Tobias vs. New Mexico	05/13/05
13	Tori Almond vs. Seattle	02/08/13
13	Paige Affleck at Hawaii	03/17/11
13	Christina Gwyn-Trice vs. SUU	02/07/08

**Innings Pitched**

No.	Name	Date
16.0	Niki Andersen vs. Colorado	04/05/02
12.0	McKenna Bull at San Diego	05/13/16
12.0	Maryon DeWitt-Wallentine at Utah	05/06/00
10.0	Christie Zinanti vs. Ball State	03/14/09
10.0	Summer Tobias vs. New Mexico	05/13/05

**No-Hitters**

Name	Date
<b>Kerisa Viramontes vs. Nevada</b>	<b>02/17/17</b>
McKenna Bull vs. UC Santa Barbara	03/19/16
McKenna Bull vs. San Jose State	02/11/16

16 other no-hitters

**Perfect Game**

Name	Date
Hannah Howell vs. Loyola Marymount	04/13/13
Summer Tobias vs. UVU	03/30/05

**Triple Plays**

Name	Date
Coco Taua'i/McKenzie St. Clair/Katie Manuma	02/20/14
Ashlee Robinson/Stacie Toney/Katie Manuma	05/17/12

**Individual Single Season****Batting Average**

No.	Name	Year
.458	Oli Keohohou	2001
.444	Gordy Bravo	2015
.435	Lacy Hofstedt	2015

**At Bats**

No.	Name	Year
206	laneta Le'i	2006
201	JC Clayton	2013
199	Cortney Nix Clark	2007

**Runs**

No.	Name	Year
76	Angeline Quoicho	2010
70	Oli Keohohou	2001
58	Oli Keohohou	2003

**Hits**

No.	Name	Year
85	laneta Le'i	2006
82	Jennifer Whiteley	2007
80	JC Clayton	2010

**Home Runs**

No.	Name	Year
28	Angeline Quoicho	2010
23	Jodi Norton	2007
21	Oli Keohohou	2001
20	laneta Le'i	2006
20	Oli Keohohou	2003
19	Andrea Ramirez	2010
<b>18</b>	<b>Four players, most recently Libby Sugg</b>	<b>2016</b>

**RBI**

No.	Name	Year
90	Angeline Quoicho	2010
88	Delaney Willard	2012
83	Jessica Purcell Fitu	2009
82	laneta Le'i	2006
66	Andrea Ramirez	2010
66	Daniela Urincho-Snow	2008
64	Jessica Purcell Fitu	2011
60	Oli Keohohou	2001
59	Jodi Norton	2007
<b>58</b>	<b>Libby Sugg</b>	<b>2016</b>

**Stolen Bases**

No.	Name	Year
25	Lacey Hofstedt	2013
25	Lacey Hofstedt	2015
20	Lindsey Hodgen Kelly	2001
20	Lindsey Hodgen Kelly	2000
17	JC Clayton	2013
16	Monica Gonzales	2008
15	Angeline Quoicho	2007
14	Lacey Hofstedt	2011
14	Liz Smith Vander Linden	2002
13	Five players, last Ashley Thompson	2015

**Walks**

No.	Name	Year
73	Oli Keohohou	2001
67	Oli Keohohou	2002
60	Oli Keohohou	2003
50	Ashlyn Russell	2006
45	Kristin Delahoussaye	2008
42	Kristin Delahoussaye	2011
<b>37</b>	<b>Libby Sugg</b>	<b>2016</b>
37	Ashley Thompson	2014

**On-Base Percentage**

No.	Name	Year
.636	Oli Keohohou	2001
.619	Oli Keohohou	2002
.609	Oli Keohohou	2003
.510	Gordy Bravo	2015
.506	Kristin Delahoussaye	2008
.505	Delaney Willard	2012
.498	Angeline Quoicho	2010
.490	Ashley Thompson	2016

**Slugging Percentage**

No.	Name	Year
1.016	Oli Keohohou	2003
.993	Oli Keohohou	2001
.956	Angeline Quoicho	2010
.891	Oli Keohohou	2002
.859	Delaney Willard	2012
.807	Jessica Purcell Fitu	2009
.786	laneta Le'i	2006
.776	Daniela Urincho Snow	2008
.766	Jodi Norton	2007
.733	Ashley Thompson	2016
<b>.724</b>	<b>Libby Sugg</b>	<b>2016</b>

**Wins**

No.	Name	Year
34	McKenna Bull	2015
32	Paige Affleck	2010
29	McKenna Bull	2017

**Losses**

No.	Name	Year
16	Maryon DeWitt Wallentine	2001
14	Hannah Howell	2013
14	Meghann Pricer	2000
13	McKenna Bull	2016

**Complete Games**

No.	Name	Year
31	McKenna Bull	2016
29	McKenna Bull	2015
24	Paige Affleck	2011

2017 Leader: 23, McKenna Bull

**Shutouts**

No.	Name	Year
11	McKenna Bull	2017
10	McKenna Bull	2016
8	McKenna Bull	2015
8	Summer Tobias	2008

**Saves**

No.	Name	Year
7	McKenna Bull	2014
4	Katie Manuma	2013
4	Hannah Howell	2010
4	Paige Affleck	2009
3	Four players, most recently McKenna Bull	2016

**Innings Pitched**

No.	Name	Year
263.2	McKenna Bull	2016
257.1	McKenna Bull	2015
247.1	Paige Affleck	2010

**Strikeouts**

No.	Name	Year
286	McKenna Bull	2016
256	McKenna Bull	2015
245	Christina Gwyn Trice	2008
234	Paige Affleck	2011
226	McKenna Bull	2017
222	Paige Affleck	2010
213	Paige Affleck	2009
207	Christie Zinanti	2009
206	McKenna Bull	2014






# 2019 BYU SOFTBALL ROSTER



#1 • Brooke Vander Heide  
Jr. • OF



#2 • Rylee Jensen  
Jr. • OF



#3 • Marissa Chavez  
So. • 2B/SS



#5 • Taylei Williams  
So. • Ut./3B



#6 • Ashley Godfrey  
Sr. • Ut./INF



#7 • Alyssa Podhurecak  
Fr. • Ut./INF



#8 • Emilee Erickson  
Rs. Jr. • 3B



#10 • Arissa Paulson  
Rs. So. • P/1B



#11 • Morgan Bevell  
So. • C



#13 • Bridget Fleener  
So. • C



#16 • Brooke Hill  
Fr. • 1B



#17 • Erin Miklus  
Fr. • 2B



#20 • Autumn Moffat  
So. • P



#21 • Libby Sugg  
Sr. • C



#24 • Olivia Sanchez  
Sr. • 1B/P



#26 • Lexi Tarrow  
Sr. • OF



#27 • Allie Hancock  
Sr. • 1B



#33 • Kerisa Viramontes  
Jr. • P



#55 • Martha Epenesa  
Rs. Fr. • 3B/INF



#77 • Reggie Kanagawa  
Fr. • P/1B



#99 • Aubrielle Paulson  
Fr. • OF

