



# WOMEN'S VOLLEYBALL

2014 NCAA RUNNERS-UP • SIX-STRAIGHT SWEET SIXTEENS (2012-17) • FOUR-STRAIGHT WCC CHAMPIONSHIPS

## 2018 SCHEDULE

DATE	OPPONENT	TIME/RES.	VIDEO
8/18 SAT	vs. UTAH VALLEY (EX.)	W 3-0	BYUtv
8/24 FRI	@ DUKE	W 3-0	ACONEXTRA
8/25 SAT	@ DUKE	W 3-1	ACONEXTRA
8/30 THU	vs. WEST VIRGINIA	W 3-0	TheW.tv
8/31 FRI	vs. No. 1 STANFORD	W 3-2	BYUtv
9/1 SAT	vs. (RV) WICHITA STATE	W 3-0	TheW.tv
9/7 FRI	vs. No. 10 USC	W 3-0	Facebook
9/7 FRI	vs. SYRACUSE	W 3-0	Facebook
9/8 SAT	@ No. 25 MARQUETTE	W 3-1	Golden Eagles
9/13 THU	vs. No. 24 UTAH	W 3-0	BYUtv
9/15 SAT	@ WEBER STATE	W 3-0	Big Sky
9/20 THU	vs. PACIFIC*	W 3-0	BYUtv
9/22 SAT	vs. SAINT MARY'S*	W 3-0	TheW.tv
9/25 TUE	@ PEPPERDINE*	W 3-0	ESPNU
9/27 THU	vs. GONZAGA*	W 3-0	TheW.tv
9/29 SAT	vs. PORTLAND*	W 3-0	BYUtv
10/5 FRI	@ (RV) SAN DIEGO*	W 3-1	TheW.tv
10/11 THU	@ SAN FRANCISCO*	W 3-0	TheW.tv
10/13 SAT	@ SANTA CLARA*	W 3-0	TheW.tv
10/18 THU	vs. (RV) LMU*	W 3-0	BYUtv
10/20 SAT	vs. (RV) PEPPERDINE*	W 3-0	BYUtv
10/25 THU	@ PORTLAND*	W 3-0	TheW.tv
10/27 SAT	@ GONZAGA*	W 3-0	TheW.tv
11/2 FRI	vs. SAN DIEGO*	7 P.M. MT	BYUtv
11/8 THU	vs. SANTA CLARA*	7 P.M. MT	BYUtv
11/10 SAT	vs. SAN FRANCISCO*	1 P.M. MT	TheW.tv
11/15 THU	@ SAINT MARY'S*	7 P.M. PT	TheW.tv
11/17 SAT	@ PACIFIC*	12 P.M. PT	TheW.tv
11/20 TUE	@ LMU*	7 P.M. PT	TheW.tv

## TEAM COMPARISON

(as of 10/29)

BYU	CATEGORY	SAN DIEGO
20-0, 10-0 WCC	W-L	13-9
10-0	Last 10	8-2
5-0	Last 5	5-0
71	Sets	79
1013	Kills	1078
14.27	Kills Per Set	13.65
10.99	Opponent Kills Per Set	12.13
.330	Hitting %	.236
.141	Opponent Hitting %	.206
13.35	Assists Per Set	12.70
1.51	Aces Per Set	0.87
12.69	Digs Per Set	13.67
2.83	Blocks Per Set	2.18
21	Solo Blocks	45
360	Block Assists	254

COUGARS

**22-0** OVERALL **12-0** WCC  
 HEAD COACH: HEATHER OLNSTEAD (4th)  
 ALMA MATER: UTAH STATE, 2002  
 CAREER RECORD: 109-11 (.908)  
 RECORD vs. SAN DIEGO: 5-2



VS



**13-9** OVERALL **10-2** WCC  
 HEAD COACH: JENNIFER PETRIE (20th)  
 ALMA MATER: WILLIAM & MARY, 1992  
 CAREER RECORD: 384-141 (.731)  
 RECORD vs. BYU: 7-8

TOREROS

### MATCH INFO



### SERIES INFO

BYU leads SD . . . . . 9-8  
 Home . . . . . 5-2  
 Away . . . . . 4-6  
 Neutral . . . . . 0-0

### BYU STORYLINES

- **SERIES HISTORY.** BYU has a 9-8 record in the all-time series history with San Diego. The Cougars have won three of the last four, including a 3-1 victory in San Diego earlier this year. The Toreros defeated BYU last year in Provo, 3-1, which is the last time BYU lost a home match.
- **LAST TEAM STANDING.** With Pittsburgh's loss last week, BYU is the only undefeated team in the country.
- **TOP IN THE NATION.** BYU has been ranked No. 1 this season for seven-consecutive weeks. It's the Cougars' first No. 1 ranking since the 1986 season when they were ranked No. 1 the last four weeks of the regular season. BYU has been ranked in 84-consecutive AVCA Coaches' Polls dating back to Oct. 7, 2013.
- **HOME SWEET HOME.** The Cougars are currently on a 17-match home win streak, including 10-0 this season. BYU holds a 92-3 home record since Nov. 2011 and are 58-1 in conference play during that stretch.
- **NATIONAL PROMINENCE.** Roni Jones-Perry ranks No. 9 in points per set (5.32), No. 11 in kills per set (4.54) and No. 24 in aces per set (0.45). Heather Gneiting ranks No. 7 in hitting percentage (.419) and No. 30 in blocks per set (1.31). Kennedy Eschenberg ranks No. 19 in blocks per set (1.39) and No. 45 in hitting percentage (.365). Lyndie Haddock-Eppich ranks No. 27 nationally in assists per set (11.04).
- **TEAM RANKINGS.** BYU ranks No. 1 nationally in match W-L percentage (1.000), No. 1 in hitting percentage (.330), No. 3 in the RPI, No. 3 in opponent hitting percentage (.141), No. 14 in kills per set (14.27), No. 12 in blocks per set (2.82), No. 13 in assists per set (13.35) and No. 45 in aces per set (1.51).

### BYU ROSTER

No.	Name	Pos.	Ht.	Cl.	Exp.	Hometown (Previous School)
1	Taylen Ballard	OH	6-3	So.	1L	Clovis, Calif. (Clovis HS)
2	Heather Gneiting	MB	6-4	Fr.	HS	Pleasant Grove, Utah (Pleasant Grove HS)
3	Madelyn Robinson	OH	5-10	Fr.	HS	Highland, Utah (Lone Peak HS)
5	Emily Lewis-Bushman	MB/OPP	6-4	Jr.	2L	Highland, Utah (Lone Peak HS)
6	Lyndie Haddock-Eppich	S	5-10	Sr.	3L	Longmont, Colo. (Timpview HS)
8	Taylor Tausinga	S	5-8	Fr.	HS	American Fork, Utah (American Fork HS)
9	Sydney Martindale	DS/L	5-8	Sr.	1L	Heber, Utah (Snow College)
11	Lacy Haddock	OH	5-10	Sr.	3L	Longmont, Colo. (Timpview HS)
12	Roni Jones-Perry	OH	6-0	Sr.	3L	West Jordan, Utah (Copper Hills HS)
13	Danelle Stetler	OH	6-0	Sr.	3L	Bluffdale, Utah (Riverton HS)
14	McKenna Miller	OH	6-1	Jr.	2L	Murrieta, Calif. (Murrieta Valley HS)
15	Kiani Moea'i	S	5-10	Jr.	2L	Honolulu, Hawai'i (Punahou HS)
16	Allison Stapleton	MB	6-2	So.	RS	Kennewick, Wash. (Kamiakin HS)
18	Mary Lake	DS/L	5-7	Jr.	2L	Palm Springs, Calif. (Palm Springs HS)
20	Riley Lyman	OH	6-0	Jr.	TR	Central, Utah (Snow College)
21	Whitney McEwan	MB	6-3	Fr.	HS	Bountiful, Utah (Woods Cross HS)
22	Sara Hamson	OPP	6-7	So.	1L	Pleasant Grove, Utah (Pleasant Grove HS)
24	Kennedy Eschenberg	MB	6-5	So.	1L	Bountiful, Utah (Bountiful HS)

Head Coach: Heather Olmstead  
 Associate Head Coach: Dave Hyle  
 Assistant Coach: Jonny Neeley  
 Volunteer Assistant Coach: Gil Fellingham  
 Technical Assistant: Chelsea Nitta Loyborg  
 Strength and Conditioning Coach: Turreal Moore

### Pronunciations

Roni Jones-Perry	RAW-nee	Heather Gneiting	NIGHT-ing
Danelle Stetler	DUH-nehl	Taylor Tausinga	tauw-SING-uh
Kiani Moea'i	KEE-aw-NEE moe-ay-EYE-ee	Whitney McEwan	mic-EW-an
Lyndie Haddock-Eppich	LIN-dee HAD-ick EPIC	Kennedy Eschenberg	ESH-en-burg
Dave Hyle	HEIGHT		

**2018 QUICK FACTS**

Location . . . . . Provo, Utah 84602  
 Elevation . . . . . 4,553 feet  
 Enrollment . . . . . 29,672  
 Founded . . . . . October 15, 1875  
 Owned . . . . . The Church of Jesus Christ of Latter-day Saints  
 Nickname . . . . . Cougars  
 Mascot . . . . . Cosmo the Cougar  
 Colors . . . . . Dark Blue and White  
 Conference . . . . . West Coast Conference  
 Arena . . . . . Smith Fieldhouse (5,000)  
 Court . . . . . Elaine Michaelis Court  
 BYU President . . . . . Kevin J Worthen (BYU, 1982)  
 Director of Athletics . . . . . Tom Holmoe (BYU, 1983)  
 Head Coach . . . . . Heather Olmstead (USU, 2002)  
 Season . . . . . Fourth year  
 Career Record . . . . . 109-11, 61-5 WCC  
 Record at BYU . . . . . Same  
 Associate Head Coach . . . . . Dave HYTE (BYU, 2004)  
 Assistant Coach . . . . . Jonny NEELEY (BYU, 2011)  
 Statistical Analyst . . . . . Chelsea NITTA Loyborg  
 2017 Overall Record . . . . . 30-3  
 2017 WCC Record . . . . . 17-1  
 2017 NCAA Finish . . . . . Regional Semifinals  
 Final 2017 National Ranking . . . . . No. 9  
 Starters Returning/Lost . . . . . 5 + Libero/1  
 Letterwinners Returning/Lost . . . . . 12/4  
 Other Players Returning/Lost . . . . . 1/0  
 Newcomers . . . . . 5  
 All-time Record . . . . . 1,272-354-5 (.781)

**VOLLEYBALL CONTACT INFORMATION**



**JORDAN CHRISTIANSEN**

Volleyball Media  
 Relations Director  
 Office: (801) 422-9769  
 Cell: (801) 995-5458  
 Email: wvolleyball\_sid@byu.edu  
 @jrdc11



**KYLE CHILTON**

Secondary Contact Volleyball  
 Media Relations Director  
 Office: (801) 422-4909  
 Cell: (801) 372-2080  
 Email: kyle\_chilton@byu.edu  
 @kylechilton



**DUFF TITTLE**

Associate Athletic Director  
 Communications  
 Office: (801) 422-4910  
 Cell: (801) 372-4401  
 Email: duff\_tittle@byu.edu  
 @duffittle

BYUCougars.com  
 @BYUwvolleyball  
 byuwvolleyball  
 BYUwvolleyball  
 Media Relations Main Office . . . . . 801-422-8948  
 Media Relations Fax . . . . . 801-422-0633  
 Address . . . . . 30 Smith Fieldhouse, Provo, UT 84602

**RETURNING STARTERS (5 + LIBERO)**

LACY HADDOCK	SR.	5-10	OH
LYNDIE HADDOCK-EPPICH	SR.	5-10	S
MARY LAKE	JR.	5-7	DS/L
SYDNEE MARTINDALE	SR.	5-8	DS/L
RONI JONES-PERRY	SR.	6-0	OH
KENNEDY ESCHENBERG	SO.	6-5	MB

**STARTERS LOST (1)**

COSY BURNETT	SR.	6-2	MB/OPP
--------------	-----	-----	--------

**RETURNING LETTERWINNERS (12)**

TAYLEN BALLARD	SO.	6-3	OH/OPP
SARA HAMSON	JR.	6-7	OPP
LACY HADDOCK	JR.	5-10	OH
LYNDIE HADDOCK-EPPICH	JR.	5-10	S
MARY LAKE	SO.	5-7	DS/L
EMILY LEWIS-BUSHMAN	SO.	6-4	MB/OPP
MCKENNA MILLER	SO.	6-1	OH
SYDNEE MARTINDALE	SR.	5-8	DS/L
RONI JONES-PERRY	JR.	6-0	OH
KENNEDY ESCHENBERG	SO.	6-5	MB
DANELLE STETLER	JR.	6-0	OH
KIANI MOEA'I	SO.	5-10	S

**LETTERWINNERS LOST (4)**

COSY BURNETT	SR.	6-2	MB
MADDIE GRAHAM	SR.	6-0	MB
ALOHI ROBINS-HARDY	SR.	6-0	S
TRISTYN MOSER	SO.	5-8	DS/L

**OTHERS RETURNING (1)**

ALLISON STAPLETON	So.	6-2	MB
-------------------	-----	-----	----

**NEWCOMERS (5)**

HEATHER GNEITING	FR.	6-4	MB
RILEY LYMAN	JR.	6-0	OH
WHITNEY MCEWAN	FR.	6-3	MB
MADELYN ROBINSON	FR.	5-10	OH
TAYLER TAUSINGA	FR.	5-8	S

**BREAKDOWN BY GEOGRAPHY**

**CALIFORNIA (3)**

TAYLEN BALLARD
MARY LAKE
MCKENNA MILLER

**COLORADO (2)**

LACY HADDOCK
LYNDIE HADDOCK-EPPICH

**HAWAII (1)**

KIANI MOEA'I
--------------

**WASHINGTON (1)**

ALLISON STAPLETON
-------------------

**UTAH (11)**

HEATHER GNEITING
SARA HAMSON
EMILY LEWIS-BUSHMAN
RILEY LYMAN
SYDNEE MARTINDALE
WHITNEY MCEWAN
RONI JONES-PERRY
KENNEDY ESCHENBERG
MADELYN ROBINSON
DANELLE STETLER
TAYLER TAUSINGA

**BREAKDOWN BY CLASS**

SENIOR	5
JUNIOR	5
SOPHOMORE	3
FRESHMAN	5

**WEEKLY RELEASE**

**No. 1 BYU hosts San Diego**

PROVO, Utah – The top two teams in the WCC will face off when No. 1 BYU women's volleyball welcomes San Diego on Friday, Nov. 2, at 7 p.m. at the Smith Fieldhouse.

*Last Week*

The Cougars (22-0, 12-0 WCC) went on the road last week and defeated Portland and Gonzaga to begin the second half of WCC play. With the wins, BYU maintains its hold on the top spot in the national rankings and WCC standings with six games left to play in the regular season.


San Diego

- BYU play the Toreros in the only game of the week for the Cougars. San Diego enters the game with a 13-9 record, 10-2 in WCC play.
- On Oct. 5, BYU defeated San Diego, 25-21, 24-26, 25-16, 25-10, at Jenny Craig Pavilion, losing a set to a conference opponent for the only time this season before claiming the final two sets.
- BYU is 9-8 overall in the series with San Diego, including 5-2 at home. The Toreros defeated BYU in the Smith Fieldhouse last year, 3-1. It's BYU's only home conference loss in its last 59 home matches.
- San Diego also played at Gonzaga and Portland last week, winning both matches to stay at second in the WCC, two matches behind BYU.

*Video/Stats*

Both matches this week will be televised live on BYUtv. Links to a video feed and live stats for the matches can be found on the BYU women's volleyball schedule page.

**PROJECTED STARTERS**



Lyndie Haddock-Eppich Sr. • S • #6    Mary Lake Jr. • L • #18    Danelle Stetler Sr. • OH • #13    Roni Jones-Perry Sr. • OH • #18    Sydnee Martindale Sr. • DS • #9    Heather Gneiting Fr. • MB • #2    Kennedy Eschenberg So. • MB • #24

**CURRENT WCC STANDINGS**

Place	Team	WCC	Pct.	Overall	Pct.
<b>1</b>	<b>BYU</b>	<b>12-0</b>	<b>1.000</b>	<b>22-0</b>	<b>1.000</b>
2	SAN DIEGO	10-2	.833	13-9	.591
3	PEPPERDINE	9-3	.750	15-7	.682
4	SAINT MARY'S	7-3	.700	15-5	.750
5	LOYOLA MARYMOUNT	7-5	.583	17-6	.739
6	PORTLAND	4-7	.364	16-7	.696
7	PACIFIC	3-7	.300	8-13	.381
8	GONZAGA	3-8	.273	6-16	.273
9	SAN FRANCISCO	1-11	.083	8-15	.348
10	SANTA CLARA	1-11	.083	6-18	.250

**2018 WCC STATS (As of 10/29)**

BYU Team Stats	All	WCC
HITTING PERCENTAGE	1st (.330)	1st (.349)
OPPONENT HITTING PERCENTAGE	3rd (.141)	1st (.115)
ASSISTS PER SET	13th (13.35)	2nd (12.84)
KILLS PER SET	14th (14.27)	1st (14.03)
BLOCKS PER SET	12th (2.82)	1st (3.16)
SERVICE ACES PER SET	45th (1.51)	2nd (1.62)
DIGS PER SET	310th (12.69)	10th (12.43)

BYU Individual Stats	Player (All)	Player (WCC)
HITTING PERCENTAGE	GNEITING, 7th (.419)	GNEITING, 2nd (.492)
KILLS PER SET	JONES-PERRY, 11th (4.54)	JONES-PERRY, 1st (4.32)
ASSISTS PER SET	HADDOCK-EPPICH, 27th (11.04)	HADDOCK-EPPICH, 3rd (10.65)
SERVICE ACES PER SET	JONES-PERRY, 24th (0.45)	JONES-PERRY, 2nd (0.51)
BLOCKS PER SET	ESCHENBERG, 19th (1.39)	GNEITING, 2nd (1.54)
DIGS PER SET	LAKE, 194th (4.03)	-
POINTS PER SET	JONES-PERRY, 9th (5.32)	JONES-PERRY, 1st (5.22)

**PRESEASON WCC COACHES' POLL**

Rank	Team	Pts (1st)	Overall	Conf.	2017 Finish
<b>1</b>	<b>BYU</b>	<b>81 (9)</b>	<b>30-3</b>	<b>17-1</b>	<b>T-1st</b>
2	SAN DIEGO	73 (1)	25-5	17-1	T-1st
3	LOYOLA MARYMOUNT	61	16-13	9-9	T-4th
4	PEPPERDINE	59	16-15	8-10	T-6th
5	GONZAGA	46	14-16	9-9	T-4th
6	SANTA CLARA	42	15-15	8-10	T-6th
7	SAINT MARY'S	35	9-19	5-13	9th
8	PORTLAND	26	15-15	6-12	8th
9	PACIFIC	16	17-14	11-7	3rd
10	SAN FRANCISCO	11	3-28	0-18	10th

**PRESEASON ALL-WCC TEAM**

Player	Team	Year	Position
KAITY EDWARDS	SAN DIEGO	SR.	MB
<b>KENNEDY ESCHENBERG</b>	<b>BYU</b>	<b>SO.</b>	<b>MB</b>
HANNAH FROHLING	PEPPERDINE	JR.	OH
<b>LYNDIE HADDOCK-EPPICH</b>	<b>BYU</b>	<b>SR.</b>	<b>S</b>
<b>RONI JONES-PERRY</b>	<b>BYU</b>	<b>SR.</b>	<b>OH</b>
<b>MARY LAKE</b>	<b>BYU</b>	<b>JR.</b>	<b>L</b>
<b>MCKENNA MILLER</b>	<b>BYU</b>	<b>JR.</b>	<b>OH</b>
ADDIE PICHA	SAN DIEGO	SR.	MB
MEGAN RICE	LOYOLA MARYMOUNT	JR.	OH
SAVANNAH SLATTERY	LOYOLA MARYMOUNT	JR.	OH

**WCC PLAYERS OF THE WEEK**

Week	Player	School
8/27	SHAYLA HOEFT	PORTLAND
<b>9/3</b>	<b>RONI JONES-PERRY</b>	<b>BYU</b>
9/10	TESS REID	LMU
<b>9/17</b>	<b>LYNDIE HADDOCK-EPPICH</b>	<b>BYU</b>
9/24	HANNAH FROHLING	PEPPERDINE
<b>10/1</b>	<b>RONI JONES-PERRY</b>	<b>BYU</b>
<b>10/8</b>	<b>RONI JONES-PERRY</b>	<b>BYU</b>
10/15	BLOSSOM SATO	PEPPERDINE
<b>10/22</b>	<b>LYNDIE HADDOCK-EPPICH</b>	<b>BYU</b>
10/29	SARA KOVAC	LMU

**AVCA COACHES' POLL (10/29/18)**

Rank	School (First-Place Votes)	Points	Record	Previous
<b>1</b>	<b>BYU (52)</b>	<b>1587</b>	<b>22-0</b>	<b>1</b>
<b>2</b>	<b>STANFORD (12)</b>	<b>1548</b>	<b>20-1</b>	<b>2</b>
3	MINNESOTA	1473	18-2	3
4	ILLINOIS	1385	20-3	6
5	WISCONSIN	1309	16-4	7
6	TEXAS	1254	14-4	8
7	PENN STATE	1196	18-4	4
8	NEBRASKA	1102	16-6	9
9	CREIGHTON	1057	20-4	10
10	PITTSBURGH	1039	23-1	5
11	FLORIDA	903	19-4	13
12	KENTUCKY	840	16-4	14
13	PURDUE	813	19-4	17
14	MICHIGAN	767	18-5	12
<b>15</b>	<b>SOUTHERN CALIFORNIA</b>	<b>673</b>	<b>16-7</b>	<b>15</b>
16	OREGON	667	15-7	16
17	CAL POLY	640	19-2	11
18	WASHINGTON STATE	564	17-5	19
<b>19</b>	<b>MARQUETTE</b>	<b>504</b>	<b>20-5</b>	<b>18</b>
20	MISSOURI	332	20-4	24
21	ARIZONA	249	17-7	23
22	UCLA	220	11-8	20
23	UCF	164	20-3	25
24	LOUISVILLE	107	17-6	22
25	NORTHERN IOWA	86	18-7	NR
25	TENNESSEE	86	18-5	NR

OTHERS RECEIVING VOTES AND LISTED ON TWO OR MORE BALLOTS: WASHINGTON 81, BAYLOR 58, **UTAH 29**, COLORADO 20, **SAN DIEGO 8**, KANSAS 6, DENVER 5, RICE 2



WEST COAST  
CONFERENCE



**2018 BYU RECORDS WHEN...**

FACING RANKED OPPONENTS .....	4-0
FACING UNRANKED OPPONENTS.....	18-0
IN THREE SETS .....	18-0
IN FOUR SETS.....	3-0
IN FIVE SETS.....	1-0
IN FIRST SET OF THE MATCH.....	20-2
IN SECOND SET OF THE MATCH .....	18-1
IN THIRD SET OF THE MATCH .....	18-1
IN FOURTH SET OF THE MATCH .....	3-1
IN FIFTH SET OF THE MATCH.....	1-0
WINNING FIRST SET .....	20-0
OPPONENT WINS FIRST SET .....	2-0
RECORDING MORE KILLS .....	19-0
OPPONENT RECORDS MORE KILLS.....	3-0
OPPONENT AND BYU RECORD EQUAL NUMBER OF KILLS .....	0-0
RECORDING HIGHER HITTING PERCENTAGE .....	22-0
OPPONENT RECORDS HIGHER HITTING PERCENTAGE.....	0-0
OPPONENT AND BYU RECORD EQUAL HITTING PERCENTAGE.....	0-0
HITTING .300+ .....	15-0
OPPONENT HITS .300+ .....	0-0
THREE OR MORE COUGARS RECORD 10+ KILLS.....	2-0
THREE OR MORE OPPONENTS RECORD 10+ KILLS.....	3-0
OUT-BLOCKING OPPONENT.....	18-0
OPPONENT OUT-BLOCKS BYU.....	4-0
OPPONENT AND BYU RECORD EQUAL NUMBER OF BLOCKS.....	0-0
RECORDING 12.0+ BLOCKS.....	7-0
OPPONENT RECORDS 12.0+ BLOCKS .....	1-0
RECORDING MORE DIGS .....	18-0
OPPONENT RECORDS MORE DIGS.....	4-0
OPPONENT AND BYU RECORD EQUAL NUMBER OF DIGS .....	0-0
IN AUGUST .....	4-0
IN SEPTEMBER .....	11-0
IN OCTOBER .....	7-0
IN NOVEMBER .....	0-0
IN DECEMBER.....	0-0
LAST 10 MATCHES .....	10-0
CURRENT STREAK .....	W22
LONGEST WIN STREAK IN 2018.....	22
PLAYING ON TUESDAY.....	1-0
PLAYING ON THURSDAY .....	7-0
PLAYING ON FRIDAY.....	5-0
PLAYING ON SATURDAY .....	9-0

**2018 BYU INDIVIDUAL HIGHS****KILLS**

3 SETS.....	26, JONES-PERRY vs. USC (9/7)
4 SETS.....	23, JONES-PERRY vs. MARQUETTE (9/8) 23, JONES-PERRY vs. SAN DIEGO (10/5)
5 SETS.....	20, JONES-PERRY vs. STANFORD (8/31)

**ATTEMPTS**

3 SETS.....	52, JONES-PERRY vs. USC (9/7)
4 SETS.....	55, JONES-PERRY vs. MARQUETTE (9/8)
5 SETS.....	44, JONES-PERRY vs. STANFORD (8/31)

**HITTING PERCENTAGE (min. 8 attempts)**

3 SETS.....	.875, HADDOCK-EPPICH vs. GONZAGA (9/27)
4 SETS.....	.632, ROBINSON vs. DUKE (8/25)
5 SETS.....	.385, ESCHENBERG vs. STANFORD (8/31)

**ASSISTS**

3 SETS.....	42, HADDOCK-EPPICH vs. WEBER STATE (9/15)
4 SETS.....	56, HADDOCK-EPPICH vs. MARQUETTE (9/8)
5 SETS.....	48, HADDOCK-EPPICH vs. STANFORD (8/31)

**DIGS**

3 SETS.....	24, LAKE vs. DUKE (8/24)
4 SETS.....	26, LAKE vs. MARQUETTE (9/8)
5 SETS.....	18, LAKE vs. STANFORD (8/31)

**BLOCKS**

3 SETS.....	11, ESCHENBERG vs. SAINT MARY'S (9/22)
4 SETS.....	8, ESCHENBERG vs. MARQUETTE (9/8)
5 SETS.....	10, GNEITING vs. STANFORD (8/31)

**2018 BYU TEAM HIGHS****KILLS**

3 SETS.....	49 vs. WEBER STATE (9/15) 49 vs. GONZAGA (10/27)
4 SETS.....	65 vs. MARQUETTE (9/8)
5 SETS.....	58 vs. STANFORD (8/31)

**ATTEMPTS**

3 SETS.....	129 vs. USC (9/7)
4 SETS.....	137 vs. DUKE (8/25)
5 SETS.....	141 vs. STANFORD (8/31)

**HITTING PERCENTAGE**

3 SETS.....	.531 vs. SAINT MARY'S (9/22)
4 SETS.....	.350 vs. SAN DIEGO (10/5)
5 SETS.....	.234 vs. STANFORD (8/31)

**ASSISTS**

3 SETS.....	48 vs. WEBER STATE (9/15)
4 SETS.....	63 vs. MARQUETTE (9/8)
5 SETS.....	57 vs. STANFORD (8/31)

**DIGS**

3 SETS.....	58 vs. USC (9/7)
4 SETS.....	56 vs. MARQUETTE (9/8)
5 SETS.....	46 vs. STANFORD (8/31)

**BLOCKS**

3 SETS.....	16.0 vs. PEPPERDINE (10/20)
4 SETS.....	13.0 vs. MARQUETTE (9/8) 13.0 vs. SAN DIEGO (10/5)
5 SETS.....	14.0 vs. STANFORD (8/31)

**2018 MATCH-BY-MATCH STARTERS**

MATCH	SETTER	LIBERO	OUT. HITTER	OUT. HITTER	OPP/DS	MID. BLOCKER/DS	MID. BLOCKER
8/24 DUKE	HADDOCK-EPPICH	LAKE	MILLER	JONES-PERRY	HADDOCK	GNEITING	ESCHENBERG
8/25 DUKE	HADDOCK-EPPICH	LAKE	MILLER	JONES-PERRY	HADDOCK	GNEITING	ESCHENBERG
8/30 WWU	HADDOCK-EPPICH	LAKE	STETLER	JONES-PERRY	MARTINDALE	GNEITING	ESCHENBERG
8/31 STAN	HADDOCK-EPPICH	LAKE	MILLER	JONES-PERRY	MARTINDALE	GNEITING	ESCHENBERG
9/1 WSU	HADDOCK-EPPICH	LAKE	STETLER	JONES-PERRY	MARTINDALE	GNEITING	ESCHENBERG
9/7 USC	HADDOCK-EPPICH	LAKE	STETLER	JONES-PERRY	MARTINDALE	GNEITING	ESCHENBERG
9/7 SU	HADDOCK-EPPICH	LAKE	STETLER	JONES-PERRY	MARTINDALE	GNEITING	ESCHENBERG
9/8 MU	HADDOCK-EPPICH	LAKE	MILLER	JONES-PERRY	MARTINDALE	GNEITING	ESCHENBERG
9/13 UTAH	HADDOCK-EPPICH	LAKE	STETLER	JONES-PERRY	MARTINDALE	GNEITING	ESCHENBERG
9/15 WSU	HADDOCK-EPPICH	LAKE	STETLER	JONES-PERRY	MARTINDALE	GNEITING	ESCHENBERG
9/20 PAC	HADDOCK-EPPICH	LAKE	STETLER	JONES-PERRY	MARTINDALE	GNEITING	ESCHENBERG
9/22 SMC	HADDOCK-EPPICH	LAKE	STETLER	JONES-PERRY	MARTINDALE	GNEITING	ESCHENBERG
9/25 PEP	HADDOCK-EPPICH	LAKE	MILLER	JONES-PERRY	MARTINDALE	GNEITING	ESCHENBERG
9/27 GON	HADDOCK-EPPICH	LAKE	STETLER	JONES-PERRY	MARTINDALE	GNEITING	ESCHENBERG
9/29 POR	HADDOCK-EPPICH	LAKE	STETLER	JONES-PERRY	MARTINDALE	GNEITING	ESCHENBERG
10/5 USD	HADDOCK-EPPICH	LAKE	STETLER	JONES-PERRY	MARTINDALE	MOEA'I	ESCHENBERG
10/11 USF	HADDOCK-EPPICH	LAKE	STETLER	JONES-PERRY	ROBINSON	GNEITING	ESCHENBERG
10/13 SCU	HADDOCK-EPPICH	LAKE	STETLER	JONES-PERRY	MARTINDALE	GNEITING	ESCHENBERG
10/18 LMU	HADDOCK-EPPICH	LAKE	MILLER	JONES-PERRY	MARTINDALE	GNEITING	ESCHENBERG
10/20 PEP	HADDOCK-EPPICH	LAKE	STETLER	JONES-PERRY	ROBINSON	GNEITING	ESCHENBERG
10/25 POR	HADDOCK-EPPICH	LAKE	STETLER	JONES-PERRY	MARTINDALE	GNEITING	ESCHENBERG
10/27 GON	HADDOCK-EPPICH	LAKE	STETLER	JONES-PERRY	MARTINDALE	GNEITING	ESCHENBERG

**2018 MATCH-BY-MATCH STAT LEADERS**

OPPONENT	KILLS	ATTEMPTS	ASSISTS	ACES	DIGS	BLOCKS
8/24 DUKE	14, MILLER	32, JONES-PERRY	38, HADDOCK-EPPICH	1, JONES-PERRY	24, LAKE	4, ESCHENBERG
8/25 DUKE	13, two players	34, MILLER	46, HADDOCK-EPPICH	1, two players	19, LAKE	5, ESCHENBERG
8/30 WWU	13, JONES-PERRY	24, JONES-PERRY	30, HADDOCK-EPPICH	3, GNEITING	16, LAKE	4, ESCHENBERG
8/31 STAN	20, JONES-PERRY	44, JONES-PERRY	48, HADDOCK-EPPICH	2, two players	18, LAKE	10, GNEITING
9/1 WSU	16, JONES-PERRY	33, MILLER	29, HADDOCK-EPPICH	2, two players	13, LAKE	4, two players
9/7 USC	26, JONES-PERRY	52, JONES-PERRY	34, HADDOCK-EPPICH	5, MILLER	15, LAKE	4, GNEITING
9/7 SU	16, JONES-PERRY	37, JONES-PERRY	29, HADDOCK-EPPICH	1, three players	7, two players	7, ESCHENBERG
9/8 MU	23, JONES-PERRY	55, JONES-PERRY	29, HADDOCK-EPPICH	3, JONES-PERRY	26, LAKE	8, ESCHENBERG
9/13 UTAH	13, JONES-PERRY	27, JONES-PERRY	31, HADDOCK-EPPICH	2, MILLER	12, LAKE	4, ESCHENBERG
9/15 WSU	14, MILLER	24, JONES-PERRY	42, HADDOCK-EPPICH	1, two players	10, LAKE	3, four players
9/20 PAC	13, JONES-PERRY	17, JONES-PERRY	35, HADDOCK-EPPICH	3, two players	5, HADDOCK-EPPICH	6, GNEITING
9/22 SMC	12, JONES-PERRY	14, JONES-PERRY	24, HADDOCK-EPPICH	2, MOEA'I	6, LAKE	11, ESCHENBERG
9/25 PEP	16, JONES-PERRY	24, two players	39, HADDOCK-EPPICH	2, two players	14, LAKE	6, GNEITING
9/27 GON	10, JONES-PERRY	21, JONES-PERRY	31, HADDOCK-EPPICH	4, JONES-PERRY	7, STETLER	4, two players
9/29 POR	13, JONES-PERRY	27, JONES-PERRY	29, HADDOCK-EPPICH	1, four players	12, LAKE	3, three players
10/5 USD	23, JONES-PERRY	43, JONES-PERRY	46, HADDOCK-EPPICH	1, four players	11, LAKE	7, ESCHENBERG
10/11 USF	11, MILLER	32, MILLER	27, HADDOCK-EPPICH	4, MILLER	19, LAKE	4, two players
10/13 SCU	10, ESCHENBERG	32, JONES-PERRY	31, HADDOCK-EPPICH	4, JONES-PERRY	8, JONES-PERRY	6, ESCHENBERG
10/18 LMU	12, JONES-PERRY	28, JONES-PERRY	24, HADDOCK-EPPICH	2, JONES-PERRY	12, HADDOCK-EPPICH	7, ESCHENBERG
10/20 PEP	12, JONES-PERRY	31, MILLER	35, HADDOCK-EPPICH	2, JONES-PERRY	16, LAKE	7, two players
10/25 POR	13, two players	36, JONES-PERRY	34, HADDOCK-EPPICH	1, three players	11, LAKE	9, GNEITING
10/27 GON	18, JONES-PERRY	31, JONES-PERRY	39, HADDOCK-EPPICH	1, two players	11, HADDOCK-EPPICH	5, GNEITING

**HEAD COACH HEATHER OLMSTEAD: 2015-PRESENT**



Heather Olmstead was named the head coach of the Cougars in 2015.

In 2017, Olmstead coached the Cougars to a 30-3 (17-1 WCC) season where they won a fourth-consecutive conference title and advanced to the regional semifinals of the NCAA tournament for a sixth-straight season. Additionally, she coached four AVCA All-Americans in 2017.

In 2016, she coached the Cougars to a 29-4 (16-2 WCC) season where they where they won a third-straight outright conference title and advanced to the regional semifinals of the NCAA tournament for a fifth-consecutive season.

In 2015 she led the team to a 28-4, (16-2 WCC) season where they won an outright conference title and advanced to the regional semifinals of the NCAA tournament for the fourth-straight year.

In January of 2014, Olmstead was named the associate head coach of BYU women's volleyball. During the year, she helped coach the Cougars to perhaps their most successful season to date. BYU went 30-5 on the season, winning an out-right West Coast Conference title, before advancing to the national championship match of the NCAA tournament for the first time in school history. It was also the first time an unseeded team had reached the title match in its history.

OLMSTEAD COACHING EXPERIENCE		
2015-	BYU	Head Coach
2014	BYU	Associate Head Coach
2011-13	BYU	Assistant Coach
2006-10	Utah	Assistant Coach
2003-05	Utah State	Assistant Coach

COACHING RECORD		
2015	28-4	16-2
2016	29-4	16-2
2017	30-3	17-1
2018	22-0	12-0
<b>Overall</b>	<b>109-11 (.908)</b>	<b>61-5 (WCC)</b>

In 2013, she helped coach the Cougars to a 24-7 (15-3 WCC) season where they advanced to the round of 16 at the NCAA tournament for a second-consecutive year.

In 2012, Olmstead helped coach the Cougars to their first conference title since 2005, their best record since 1998 at 28-4 and a finish in the round of 16 at the NCAA tournament, the team's first showing at the tournament since 2007.

Olmstead helped coach the Cougars to 21-9 (10-6 WCC) season in 2011. She helped the team to a third-place finish in BYU's first season in the West Coast Conference.

In 2011, she coached players with three all-conference honors, three academic all-conference honors, one all-region accolade and one AVCA All-America citation.

Prior to her time at BYU, Olmstead was an assistant coach at the University of Utah. While there, she helped Utah to the second round of the NCAA tournament and a 16-0 conference finish in 2006. In 2008, she assisted the squad to a regional semifinal finish in the NCAA tournament and a Mountain West Conference title. The team compiled a 103-51 record with Olmstead as assistant coach.

From 2003-05, Olmstead served as an assistant coach at her alma mater, Utah State. She started at libero for the Aggies from 1998-01.

**ASSOCIATE HEAD COACH DAVE HYTE: 2014-PRESENT**



Head coach Heather Olmstead named Dave Hyte associate head coach of BYU women's volleyball in February 2018.

In 2017, Hyte helped coach the Cougars to a 30-3 (17-1 WCC) season where they won a fourth-consecutive conference title and advanced to the regional semifinals of the NCAA tournament for a sixth-straight season.

In 2016, Hyte helped coach the Cougars to a 29-4 (16-2 WCC) season where they where they won a third-straight outright conference title and advanced to the regional semifinals of the NCAA tournament for a fifth-consecutive season. Additionally, he coached two AVCA All-Americans in 2016: Amy Boswell and McKenna Miller.

In 2015, Hyte helped coach the Cougars to a 28-4, (16-2 WCC) season where they won an outright conference title and advanced to the regional semifinals of the NCAA tournament for the fourth-straight year. Two Cougars were named AVCA All-Americans in 2015: Alexa Gray and Amy Boswell.

In his first season as one of the BYU women's volleyball assistant coaches, he helped coach the Cougars to a 30-5 (16-2 WCC) season where they won an outright conference title and advanced to the championship match of the NCAA tournament for the first time in program history.

Before coming to BYU, Hyte served as an assistant women's volleyball coach for two seasons at Houston from 2012-13. Before that, he served as an assistant women's volleyball coach at Idaho State from 2008-12.

Hyte transferred to BYU where he played volleyball from 2002-04. He contributed as a member of the 2004 NCAA Championship team at BYU and 2003 NCAA Runner-Up team.

**ASSISTANT COACH JONNY NEELEY: 2016-PRESENT**



BYU women's volleyball head coach Heather Olmstead announced the hiring of Jonny Neeley in February 2016.

In 2017, Neeley helped coach the Cougars to a 30-3 (17-1 WCC) season where they won a fourth-consecutive conference title and advanced to the regional semifinals of the NCAA tournament for a sixth-straight season. Additionally, he coached four AVCA All-Americans in 2017: Third-teamer Veronica Jones-Perry and Honorable Mention honorees Cosy Burnett, Mary Lake and McKenna Miller.

In 2016, he helped coach the Cougars to a 29-4 (16-2 WCC) season where they where they won a third-straight outright conference title and advanced to the regional semifinals of the NCAA tournament for a fifth-consecutive season. Additionally, he coached two AVCA All-Americans in 2016: Amy Boswell and McKenna Miller.

Prior to joining the team, Neeley spent two seasons as an assistant coach at the University of Arkansas-Fort Smith.

In 2015, Neeley helped coach UAFS to a school-record 28-straight wins. The season included a conference championship, regional championship and a second-consecutive trip to the regional finals of the Division II NCAA Tournament.

Before that in 2014, Neeley helped coach the Lions to their best season in program history – which included a conference championship, regional championship and a trip to the national semifinals of the NCAA tournament.

The 2014 campaign saw UAFS finish first in the nation in digs per set with 21.71. Additionally, during that season Neeley coached two All-Americans: Michelle Walker and Jessica Anderson.

Neeley is a BYU graduate, who received his Bachelor of Science degree in coaching/teaching physical education in 2011.

#1 | TAYLEN BALLARD | OPP | 6-3 | SO. | CLOVIS, CALIF. | CLOVIS HS



Had a kill vs. WSU (9/1) • Collected a dig vs. SU (9/7) • Added two kills and two blocks vs. PAC (9/20) • Contributed a kill vs. GON (9/27) • Had a block at Portland (10/25)

SEASON HIGHS

Kills	2 (vs. PAC, 9/20/18)
Attempts	10 (vs. PAC, 9/20/18)
Hitting % (8 TA)	.000
Service aces	0
Assists	0
Digs	1 (vs. SU, 9/7/18)
Block assists	2 (vs. PAC, 9/20/18)
Solo blocks	0
Total blocks	2 (vs. PAC, 9/20/18)

CAREER HIGHS

Kills	10 (vs. USF, 9/23/17)
Attempts	23 (vs. PEP, 9/26/17)
Hitting % (8 TA)	.588 (vs. USF, 9/23/17)
Service aces	0
Assists	0
Digs	2 (vs. SMC, 10/5/17)
Block assists	4 (two times)
Solo blocks	1 (vs. USF, 9/23/17)
Total blocks	4 (two times)

Year	S	K	E	TA	PCT	AST	SA	SE	RE	D	BS	BA	BE	BHE	PTS
2017	27	48	9	111	.351	0	0	0	0	6	1	18	5	0	58
2018	9	4	6	17	-.118	0	0	0	0	1	0	3	1	0	5.5
Career	36	52	15	128	.289	0	0	0	0	7	1	21	6	0	63.5

#2 | HEATHER GNEITING | MB | 6-4 | FR. | PLEASANT GROVE, UTAH | PLEASANT GROVE HS



Had 11 kills vs. Duke (8/24) • Contributed a career-high 10 blocks vs. STAN (8/31) • Collected three aces and four kills vs. WVU (8/30) • Added nine kills on a .571 clip vs. MU (9/8) • Had five kills and four blocks vs. SU (9/7) • Contributed seven kills on a .636 clip vs. Utah (9/13) • Collected seven kills on a .778 clip and three blocks vs. WSU (9/15) • Added six kills and six blocks vs. PAC (9/20) • Had nine kills on a .800 clip and six blocks vs. PEP (9/25) • Contributed seven kills, three digs and three blocks vs. POR (9/29) • Collected six blocks and three kills vs. USD (10/5) • Added eight kills on a .636 clip vs. SCU (10/13) • Had five kills and seven blocks vs. Pepperdine (10/20) • Set a career high with 13 kills, adding nine blocks at Portland (10/25) • Recorded 11 kills and five blocks at Gonzaga (10/27)

SEASON HIGHS

Kills	13 (at POR, 10/25/18)
Attempts	24 (vs. STAN, 8/31/18)
Hitting % (8 TA)	.800 (vs. PEP, 9/25/18)
Service aces	3 (vs. WVU, 8/30/18)
Assists	1 (four times)
Digs	3 (three times)
Block assists	10 (vs. WSU, 9/1/18)
Solo blocks	1 (six times)
Total blocks	10 (vs. WSU, 9/1/18)

CAREER HIGHS

Kills	13 (at POR, 10/25/18)
Attempts	24 (vs. STAN, 8/31/18)
Hitting % (8 TA)	.800 (vs. PEP, 9/25/18)
Service aces	3 (vs. WVU, 8/30/18)
Assists	1 (four times)
Digs	3 (three times)
Block assists	10 (vs. WSU, 9/1/18)
Solo blocks	1 (six times)
Total blocks	10 (vs. WSU, 9/1/18)

Year	S	K	E	TA	PCT	AST	SA	SE	RE	D	BS	BA	BE	BHE	PTS
2018	71	141	35	253	.419	6	15	20	0	22	6	87	8	0	205.5
Career	71	141	35	253	.419	6	15	20	0	22	6	87	8	0	205.5

#3 | MADELYN ROBINSON | OH | 5-10 | FR. | HIGHLAND, UTAH | LONE PEAK HS



Collected 12 kills on a .632 clip vs. Duke (8/25) • Had five kills on a .500 clip vs. WSU (9/1) • Contributed five kills, two blocks and two digs vs. MU (9/8) • Added six kills and two blocks vs. SMC (9/22) • Collected five kills and four blocks vs. PEP (9/25) • Had five kills and four blocks vs. GON (9/27) • Contributed six kills and three blocks vs. USD (10/5) • Had two kills and an assist at Portland (10/25)

SEASON HIGHS

Kills	12 (vs. DUKE, 8/24/18)
Attempts	19 (vs. DUKE, 8/24/18)
Hitting % (8 TA)	.632 (vs. DUKE, 8/24/18)
Service aces	0
Assists	2 (vs. STAN, 8/31/18)
Digs	3 (vs. DUKE, 8/24/18)
Block assists	4 (two times)
Solo blocks	1 (vs. WSU, 9/15/18)
Total blocks	4 (two times)

CAREER HIGHS

Kills	12 (vs. DUKE, 8/24/18)
Attempts	19 (vs. DUKE, 8/24/18)
Hitting % (8 TA)	.632 (vs. DUKE, 8/24/18)
Service aces	0
Assists	2 (vs. STAN, 8/31/18)
Digs	3 (vs. DUKE, 8/24/18)
Block assists	4 (two times)
Solo blocks	1 (vs. WSU, 9/15/18)
Total blocks	4 (two times)

Year	S	K	E	TA	PCT	AST	SA	SE	RE	D	BS	BA	BE	BHE	PTS
2018	50	83	31	192	.271	4	0	2	0	15	1	25	3	0	96.5
Career	50	83	31	192	.271	4	0	2	0	15	1	25	3	0	96.5

#5 | EMILY LEWIS-BUSHMAN | MB/OPP | 6-4 | JR. | HIGHLAND, UTAH | LONE PEAK HS



Had a kill vs. Duke (8/24) • Collected an ace, dig and block vs. GON (9/27)

SEASON HIGHS

Kills	0
Attempts	1 (vs. DUKE, 8/24/18)
Hitting % (8 TA)	.000
Service aces	1 (vs. GON, 9/27/18)
Assists	0
Digs	1 (vs. GON, 9/27/18)
Block assists	1 (vs. GON, 9/27/18)
Solo blocks	0
Total blocks	1 (vs. GON, 9/27/18)

CAREER HIGHS

Kills	5 (two times)
Attempts	10 (vs. GON, 10/17/16)
Hitting % (8 TA)	.500 (vs. USF, 9/24/16)
Service aces	1 (vs. GON, 9/27/18)
Assists	0
Digs	1 (vs. GON, 9/27/18)
Block assists	1 (six times)
Solo blocks	0
Total blocks	1 (six times)

Year	S	K	E	TA	PCT	AST	SA	SE	RE	D	BS	BA	BE	BHE	PTS
2015	0	0	0	0	.000	0	0	0	0	0	0	0	0	0	0
2016	7	11	4	27	.259	0	0	0	0	2	0	3	0	0	12.5
2017	7	5	2	15	.200	0	0	0	0	0	0	2	1	0	6
2018	5	0	0	5	.000	0	1	0	0	1	0	1	0	0	1.5
Career	19	16	6	47	.213	0	1	0	0	3	0	6	1	0	20

#6 | LYNDIE HADDOCK-EPPICH | S | 5-10 | SR. | LONGMONT, COLO. | TIMPVIEV HS



Contributed 46 assists and eight digs vs. Duke (8/25) • Added a double-double of 30 assists and 10 digs vs. WVU (8/30) • Had 48 assists and five blocks vs. STAN (8/31) • Collected a double-double of 29 assists and 12 digs vs. WSU (9/1) • Contributed 34 assists and 11 digs vs. USC (9/7) • Added 56 assists vs. MU (9/8) • Had 31 assists and 10 digs vs. Utah (9/13) • Collected 35 assists and five digs vs. PAC (9/20) • Contributed 31 assists, five digs and eight kills on a .875 clip vs. GON (9/27) • Had 46 assists and 10 digs for a double-double vs. USD (10/5) • Collected 27 assists and 11 digs vs. USF (10/11) • Tied a season high with 12 digs and added four kills and 24 assists vs. LMU (10/18) • Registered 35 assists, 11 digs, seven blocks (tied career high) and three kills vs. PEP (10/20) • Hit the 3,000-assist mark at POR, finishing with 34 assists, seven digs, five blocks and four kills and an ace (10/25) • Contributed 39 assists, 11 digs and three blocks at GON (10/27)

SEASON HIGHS

Kills	7 (vs. GON, 9/27/18)
Attempts	10 (vs. MU, 9/8/18)
Hitting % (8 TA)	.875 (vs. GON, 9/27/18)
Service aces	1 (seven times)
Assists	56 (vs. MU, 9/8/18)
Digs	12 (twice)
Block assists	7 (vs. PEP, 10/20/18)
Solo blocks	1 (twice)
Total blocks	7 (vs. PEP, 10/20/18)

CAREER HIGHS

Kills	7 (two times)
Attempts	11 (vs. OSU, 8/26/17)
Hitting % (8 TA)	.875 (vs. USF, 9/24/16)
Service aces	3 (vs. UOP, 10/8/16)
Assists	60 (vs. OSU, 9/3/16)
Digs	20 (vs. UT, 12/9/16)
Block assists	7 (two times)
Solo blocks	1 (12 times)
Total blocks	7 (three times)

Year	S	K	E	TA	PCT	AST	SA	SE	RE	D	BS	BA	BE	BHE	PTS
2015	5	0	0	0	.000	7	0	1	0	1	0	1	0	0	0.5
2016	110	80	11	161	.429	1129	15	21	1	252	7	71	12	6	137.5
2017	112	63	18	160	.281	1139	12	7	0	230	6	97	5	4	129.5
2018	71	58	8	105	.476	784	7	10	0	175	2	64	3	6	99
Career	298	201	37	426	.385	3059	34	39	1	658	15	233	20	16	366.5

#8 | TAYLER TAUSINGA | S | 5-8 | FR. | AMERICAN FORK, UTAH | AMERICAN FORK HS



Collected three assists vs. WVU (8/30) • Had two assists vs. GON (9/27) • Contributed two assists and a dig vs. POR (9/29)

SEASON HIGHS

Kills	0
Attempts	0
Hitting % (8 TA)	.000
Service aces	0
Assists	3 (vs. WVU, 8/30/18)
Digs	1 (vs. POR, 9/29/18)
Block assists	0
Solo blocks	0
Total blocks	0

CAREER HIGHS

Kills	0
Attempts	0
Hitting % (8 TA)	.000
Service aces	0
Assists	3 (vs. WVU, 8/30/18)
Digs	1 (vs. POR, 9/29/18)
Block assists	0
Solo blocks	0
Total blocks	0

Year	S	K	E	TA	PCT	AST	SA	SE	RE	D	BS	BA	BE	BHE	PTS
2018	6	0	0	0	.000	8	0	2	0	1	0	0	0	1	0
Career	6	0	0	0	.000	8	0	2	0	1	0	0	0	1	0



#9 | SYDNE MARTINDALE | DS/L | 5-8 | SR. | HEBER, UTAH | SNOW COLLEGE



Had two aces and five digs vs. STAN (8/31) • Contributed seven digs vs. SU (9/7) • Collected seven digs and four assists vs. MU (9/8) • Added four digs and two assists vs. Utah (9/13) • Had six digs vs. GON (9/27) • Contributed five digs and an ace vs. POR (9/29) • Collected eight digs and an ace vs. USD (10/5) • Contributed six digs, an ace and an assist vs. PEP (10/20) • Tied a season high with eight digs at Portland (10/25)

SEASON HIGHS

Kills	1 (vs. SCU, 10/13/18)
Attempts	1 (three times)
Hitting % (8 TA)	.000
Service aces	2 (four times)
Assists	4 (vs. MU, 9/8/18)
Digs	8 (twice)
Block assists	0
Solo blocks	0
Total blocks	0

CAREER HIGHS

Kills	1 (vs. SCU, 10/13/18)
Attempts	1 (three times)
Hitting % (8 TA)	.000
Service aces	2 (four times)
Assists	4 (vs. MU, 9/8/18)
Digs	15 (vs. UK, 12/8/17)
Block assists	0
Solo blocks	0
Total blocks	0

Year	S	K	E	TA	PCT	AST	SA	SE	RE	D	BS	BA	BE	BHE	PTS
2017	115	0	0	0	.000	18	4	3	20	184	0	0	0	1	4
2018	71	0	0	2	.000	21	13	15	15	98	0	0	0	0	13
Career	186	0	0	2	.000	39	17	18	35	282	0	0	0	1	17

#11 | LACY HADDOCK | OH | 5-10 | SR. | LONGMONT, COLO. | TIMPVIEV HS



Had six digs and three blocks vs. Duke (8/24) • Added five digs vs. USC (9/7) • Collected three kills and five digs vs. GON (9/27) • Contributed three digs, a block and a kill vs. SCU (10/13) • Contributed three kills and a block at Gonzaga (10/27)

SEASON HIGHS

Kills	3 (four times)
Attempts	14 (vs. DUKE, 8/24/18)
Hitting % (8 TA)	.250 (vs. GON, 9/27/18)
Service aces	1 (vs. SMC, 9/22/18)
Assists	1 (vs. GON, 9/27/18)
Digs	6 (vs. DUKE, 8/24/18)
Block assists	3 (vs. DUKE, 8/24/18)
Solo blocks	0
Total blocks	3 (vs. DUKE, 8/24/18)

CAREER HIGHS

Kills	14 (vs. SCU, 9/22/16)
Attempts	49 (vs. UP, 10/13/16)
Hitting % (8 TA)	.667 (vs. USF, 9/24/16)
Service aces	2 (vs. SMC, 10/6/16)
Assists	3 (vs. SMC, 10/10/15)
Digs	14 (vs. LMU, 10/24/15)
Block assists	6 (vs. SMC, 11/4/17)
Solo blocks	1 (vs. SMC, 11/4/17)
Total blocks	7 (vs. SMC, 11/4/17)

Year	S	K	E	TA	PCT	AST	SA	SE	RE	D	BS	BA	BE	BHE	PTS
2015	59	51	14	154	.240	9	5	9	8	118	1	8	1	0	61
2016	106	229	67	710	.228	2	6	8	10	81	5	56	8	0	268
2017	52	64	23	196	.209	2	7	4	4	38	1	34	5	0	89
2018	27	21	14	91	.077	1	1	1	0	22	0	6	0	0	25
Career	244	365	118	1151	.215	14	19	22	22	259	7	104	14	0	443

#12 | RONI JONES-PERRY | OH | 6-0 | SR. | WEST JORDAN, UTAH | COPPER HILLS HS



Had five digs and eight kills vs. Duke (8/24) • Collected a season-high 20 kills and 10 digs vs. STAN (8/31) • Added 16 kills on a career-high .682 clip vs. WSU (9/1) • Contributed 26 kills on a .442 clip vs. USC (9/7) • Had 23 kills and seven digs vs. MU (9/8) • Collected 13 kills and six digs vs. WSU (9/15) • Added 13 kills on a .765 clip vs. PAC (9/20) • Contributed 12 kills on a career-high .786 clip vs. SMC (9/22) • Had 16 kills and 10 digs vs. PEP (9/25) • Added 10 kills and a season-high four aces vs. GON (9/27) • Contributed 23 kills on a .465 clip and six digs vs. USD (10/5) • Had nine kills, eight digs and four aces vs. SCU (10/13) • Set a career high with 14 digs to go with 12 kills and two aces vs. PEP (10/20) • Had a game-high 18 kills with eight digs and an ace at GON (10/27)

SEASON HIGHS

Kills	26 (vs. USC, 9/7/18)
Attempts	55 (vs. MU, 9/8/18)
Hitting % (8 TA)	.786 (vs. SMC, 9/22/18)
Service aces	4 (two times)
Assists	2 (vs. POR, 10/25/18)
Digs	14 (vs. PEP, 10/20)
Block assists	4 (three times)
Solo blocks	1 (vs. STAN, 8/31/18)
Total blocks	5 (vs. STAN, 8/31/18)

CAREER HIGHS

Kills	34 (vs. LMU, 10/21/17)
Attempts	71 (vs. UoU, 9/14/17)
Hitting % (8 TA)	.786 (vs. SMC, 9/22/18)
Service aces	5 (vs. ISU, 9/10/16)
Assists	3 (vs. USD, 9/30/17)
Digs	14 (vs. PEP, 10/20)
Block assists	8 (vs. UOP, 11/2/17)
Solo blocks	1 (14 times)
Total blocks	9 (vs. UOP, 11/2/17)

Year	S	K	E	TA	PCT	AST	SA	SE	RE	D	BS	BA	BE	BHE	PTS
2015	79	171	77	457	.206	3	0	0	2	29	3	30	6	0	189
2016	90	227	78	611	.244	6	25	30	3	74	2	59	5	0	283.5
2017	118	569	182	1379	.281	23	41	20	17	180	10	70	6	0	655
2018	69	313	81	654	.355	11	31	32	11	130	1	44	4	0	367
Career	356	1280	418	3101	.278	43	97	82	33	413	16	203	21	0	1494.5

#13 | DANELLE STETLER | OH | 6-0 | SR. | RIVERTON, UTAH | RIVERTON HS



Collected eight kills on a .375 clip and five digs vs. Duke (8/25) • Added 10 digs vs. USC (9/7) • Had three assists and seven digs vs. GON (9/27) • Contributed four digs and two assists vs. POR (9/29) • Contributed three digs, three assists and a kill vs. PEP (10/20)

SEASON HIGHS

Kills	8 (vs. DUKE, 8/25/18)
Attempts	16 (vs. DUKE, 8/25/18)
Hitting % (8 TA)	.375 (vs. DUKE, 8/25/18)
Service aces	0
Assists	3 (vs. GON, 9/27/18)
Digs	10 (vs. USC, 9/7/18)
Block assists	2 (vs. DUKE, 8/25/18)
Solo blocks	0
Total blocks	2 (vs. DUKE, 8/25/18)

CAREER HIGHS

Kills	9 (vs. OSU, 8/26/17)
Attempts	27 (vs. OSU, 8/26/17)
Hitting % (8 TA)	.667 (vs. UAPB, 9/5/15)
Service aces	3 (two times)
Assists	3 (vs. GON, 9/27/18)
Digs	14 (vs. MU, 9/1/17)
Block assists	4 (two times)
Solo blocks	1 (two times)
Total blocks	4 (three times)

Year	S	K	E	TA	PCT	AST	SA	SE	RE	D	BS	BA	BE	BHE	PTS
2014	0	0	0	0	.000	0	0	0	0	0	0	0	0	0	0
2015	45	50	28	154	.143	6	6	3	5	67	0	5	4	1	58.5
2016	67	33	7	90	.289	13	7	8	18	90	2	8	2	2	46
2017	71	67	34	201	.164	4	11	8	15	123	0	19	6	0	87.5
2018	67	11	3	38	.211	19	0	0	14	74	0	3	0	1	12.5
Career	250	161	72	483	.184	42	24	19	52	354	2	35	12	4	204.5

#14 | MCKENNA MILLER | OH | 6-1 | JR. | LANCASTER, CALIF. | MURRIETA VALLEY HS



Collected a match-high 14 kills on a .448 clip vs. Duke (8/24) • Had 15 kills vs. STAN (8/31) • Contributed a career-high five aces vs. USC (9/7) • Added 15 kills vs. SU (9/7) • Collected 16 kills vs. MU (9/8) • Had 14 kills on a .455 clip vs. WSU (9/15) • Contributed 11 kills on a season-high .688 clip vs. PAC (9/20) • Added six kills, three digs and three blocks vs. POR (9/29) • Collected 15 kills and two blocks vs. USD (10/5) • Had 11 kills and four aces vs. USF (10/11) • Collected nine kills and three digs vs. LMU (10/18) • Had 10 kills, three digs, a block and an ace vs. PEP (10/20) • Collected 11 kills at a .550 clip with three digs and three blocks at POR (10/25)

SEASON HIGHS

Kills	16 (vs. MU, 9/8/18)
Attempts	39 (vs. STAN, 8/31/18)
Hitting % (8 TA)	.688 (vs. PAC, 9/20/18)
Service aces	5 (vs. USC, 9/7/18)
Assists	1 (two times)
Digs	5 (vs. USC, 9/7/18)
Block assists	3 (four times)
Solo blocks	0
Total blocks	3 (four times)

CAREER HIGHS

Kills	31 (vs. OSU, 9/3/16)
Attempts	76 (vs. OSU, 9/3/16)
Hitting % (8 TA)	.722 (vs. CP, 8/27/16)
Service aces	5 (vs. USC, 9/7/18)
Assists	2 (vs. CP, 8/27/16)
Digs	6 (two times)
Block assists	5 (vs. BU, 9/9/17)
Solo blocks	1 (12 times)
Total blocks	5 (vs. BU, 9/9/17)

Year	S	K	E	TA	PCT	AST	SA	SE	RE	D	BS	BA	BE	BHE	PTS
2016	115	447	163	1087	.261	4	0	5	0	58	5	47	4	1	475.5
2017	115	352	134	874	.249	2	12	19	6	70	8	43	11	0	393.5
2018	71	226	61	542	.304	2	21	22	5	48	0	31	1	0	262.5
Career	301	1025	358	2503	.267	8	33	46	11	176	13	121	16	1	1131.5

#15 | KIANI MOEA'I | S | 5-10 | JR. | HONOLULU, HAWAI'I | PUNAHOU HS



Contributed a career-high six assists vs. Duke (8/25) • Added a career-high three aces and four digs vs. USC (9/7) • Had four digs and two aces vs. SMC (9/22) • Collected two aces and two digs vs. PEP (9/25)

SEASON HIGHS

Kills	0
Attempts	1 (vs. DUKE, 8/25/18)
Hitting % (8 TA)	.000
Service aces	3 (vs. USC, 9/7/18)
Assists	6 (vs. DUKE, 8/25/18)
Digs	4 (two times)
Block assists	0
Solo blocks	0
Total blocks	0

CAREER HIGHS

Kills	0
Attempts	1 (vs. DUKE, 8/25/18)
Hitting % (8 TA)	.000
Service aces	3 (vs. USC, 9/7/18)
Assists	6 (vs. DUKE, 8/25/18)
Digs	4 (two times)
Block assists	0
Solo blocks	0
Total blocks	0

Year	S	K	E	TA	PCT	AST	SA	SE	RE	D	BS	BA	BE	BHE	PTS
2015	0	0	0	0	.000	0	0	0	0	0	0	0	0	0	0
2016	1	0	0	0	.000	2	0	0	0	0	0	0	0	1	0
2017	1	0	0	0	.000	0	0	0	0	1	0	0	0	0	0
2018	42	0	0	0	0	3	9	8	0	17	0	0	0	0	9
Career	44	0	0	0	.000	5	9	8	0	18	0	0	0	1	9

#16 | ALLISON STAPLETON | MB | 6-2 | SO. | KENNEWICK, WASH. | KAMIAKIN HS



Collected a kill and a block vs. WSU (9/15) • Had a kill vs. PAC (9/20) • Added a kill vs. SMC (9/22) • Contributed three kills and two blocks vs. GON (9/27) • Collected a block vs. POR (9/29) • Had one kill vs. Pepperdine (10/20)

SEASON HIGHS

Kills	3 (vs. GON, 9/27/18)
Attempts	5 (vs. GON, 9/27/18)
Hitting % (8 TA)	.000
Service aces	0
Assists	0
Digs	0
Block assists	2 (vs. GON, 9/27/18)
Solo blocks	0
Total blocks	2 (vs. GON, 9/27/18)

CAREER HIGHS

Kills	3 (vs. GON, 9/27/18)
Attempts	5 (vs. GON, 9/27/18)
Hitting % (8 TA)	.000
Service aces	0
Assists	0
Digs	0
Block assists	2 (vs. GON, 9/27/18)
Solo blocks	0
Total blocks	2 (vs. GON, 9/27/18)

Year	S	K	E	TA	PCT	AST	SA	SE	RE	D	BS	BA	BE	BHE	PTS
2017	0	0	0	0	.000	0	0	0	0	0	0	0	0	0	0
2018	10	7	2	14	.357	0	0	0	0	0	0	4	0	0	9
Career	10	7	2	14	.357	0	0	0	0	0	0	4	0	0	9

#18 | MARY LAKE | DS/L | 5-7 | JR. | PALM SPRINGS, CALIF. | PALM SPRINGS HS



Added 24 digs vs. Duke (8/24) • Had 18 digs and four assists vs. STAN (8/31) • Collected 13 digs and seven assists vs. WSU (9/1) • Contributed 15 digs and six assists vs. USC (9/7) • Added 26 digs and two kills vs. MU (9/8) • Collected four assists, three aces and four digs vs. PAC (9/20) • Contributed 14 digs vs. PEP (9/25) • Added 12 digs vs. POR (9/29) • Had 11 digs and seven assists vs. USD (10/5) • Collected 19 digs vs. USF (10/11) • Contributed a team-high 16 digs vs. Pepperdine (10/20) • Tallied 11 digs, three assists and an ace at POR (10/25)

SEASON HIGHS

Kills	2 (vs. MU, 9/8/18)
Attempts	2 (vs. MU, 9/8/18)
Hitting % (8 TA)	.000
Service aces	3 (vs. PAC, 9/20/18)
Assists	7 (two times)
Digs	26 (vs. MU, 9/8/18)
Block assists	0
Solo blocks	0
Total blocks	0

CAREER HIGHS

Kills	2 (vs. MU, 9/8/18)
Attempts	3 (vs. SMC, 10/5/17)
Hitting % (8 TA)	.000
Service aces	3 (vs. PAC, 9/20/18)
Assists	10 (vs. UoU, 9/14/17)
Digs	38 (vs. OSU, 9/2/16)
Block assists	0
Solo blocks	0
Total blocks	0

Year	S	K	E	TA	PCT	AST	SA	SE	RE	D	BS	BA	BE	BHE	PTS
2016	117	1	1	9	.000	120	29	26	15	547	0	0	0	0	30
2017	118	0	2	10	-.200	131	26	22	18	533	0	0	0	0	26
2018	71	3	1	6	.333	76	9	14	12	280	0	0	0	2	12
Career	306	4	4	25	.000	327	64	62	45	1360	0	0	0	2	68

#20 | RILEY LYMAN | OH | 6-0 | JR. | CENTRAL, UTAH | SNOW COLLEGE



Contributed four digs vs. Duke (8/25) • Added an assist vs. WSU (9/15) • Had a dig vs. SMC (9/22) • Collected a dig and an assist vs. POR (9/29) • Contributed a dig vs. USF (10/11)

SEASON HIGHS


Kills	0
Attempts	1 (vs. POR, 9/29/18)
Hitting % (8 TA)	.000
Service aces	0
Assists	1 (two times)
Digs	4 (vs. DUKE, 8/25/18)
Block assists	0
Solo blocks	0
Total blocks	0

CAREER HIGHS

Kills	0
Attempts	1 (vs. POR, 9/29/18)
Hitting % (8 TA)	.000
Service aces	0
Assists	1 (two times)
Digs	4 (vs. DUKE, 8/25/18)
Block assists	0
Solo blocks	0
Total blocks	0

Year	S	K	E	TA	PCT	AST	SA	SE	RE	D	BS	BA	BE	BHE	PTS
2018	19	0	0	1	.000	2	0	0	2	9	0	0	0	1	0
Career	19	0	0	1	.000	2	0	0	2	9	0	0	0	1	0

#21 | WHITNEY MCEWAN | MB | 6-3 | FR. | BOUNTIFUL, UTAH | WOODS CROSS HS



SEASON HIGHS


Kills	0
Attempts	0
Hitting % (8 TA)	.000
Service aces	0
Assists	0
Digs	0
Block assists	0
Solo blocks	0
Total blocks	0

CAREER HIGHS

Kills	0
Attempts	0
Hitting % (8 TA)	.000
Service aces	0
Assists	0
Digs	0
Block assists	0
Solo blocks	0
Total blocks	0

Year	S	K	E	TA	PCT	AST	SA	SE	RE	D	BS	BA	BE	BHE	PTS
2018	0	0	0	0	.000	0	0	0	0	0	0	0	0	0	0
Career	0	0	0	0	.000	0	0	0	0	0	0	0	0	0	0

#22 | SARA HAMSON | OPP | 6-7 | SO. | PLEASANT GROVE, UTAH | PLEASANT GROVE HS



SEASON HIGHS

Kills	0
Attempts	0
Hitting % (8 TA)	.000
Service aces	0
Assists	0
Digs	0
Block assists	0
Solo blocks	0
Total blocks	0

CAREER HIGHS

Kills	7 (vs. UoU, 9/14/17)
Attempts	17 (vs. UoU, 9/14/17)
Hitting % (8 TA)	.412 (vs. UoU, 9/14/17)
Service aces	0
Assists	1 (vs. CSUS, 9/2/17)
Digs	1 (two times)
Block assists	5 (vs. CSUS, 9/2/17)
Solo blocks	0
Total blocks	5 (vs. CSUS, 9/2/17)

Year	S	K	E	TA	PCT	AST	SA	SE	RE	D	BS	BA	BE	BHE	PTS
2017	31	27	10	74	.230	1	0	0	0	2	0	13	2	0	33.5
2018	0	0	0	0	.000	0	0	0	0	0	0	0	0	0	0
Career	31	27	10	74	.230	1	0	0	0	2	0	13	2	0	33.5

#24 | KENNEDY ESCHENBERG | MB | 6-5 | SO. | BOUNTIFUL, UTAH | BOUNTIFUL HS



Added a career-high .600 clip vs. Duke (8/24) • Picked up a career-high 13 kills and 23 attempts vs. Duke (8/25) • Had seven kills and five blocks vs. WVU (8/30) • Collected seven blocks and four kills vs. SU (9/7) • Contributed eight blocks and five kills vs. MU (9/8) • Added nine kills on a .615 clip and four blocks vs. Utah (9/13) • Had a career-high 11 blocks vs. SMC (9/22) • Collected seven kills and three blocks vs. PEP (9/25) • Contributed nine kills and seven blocks vs. USD (10/5) • Added 10 kills and six blocks vs. SCU (10/13) • Recorded five kills and seven blocks vs. LMU (10/18) • Had eight kills and three blocks at GON (10/27)

SEASON HIGHS

Kills	13 (vs. DUKE, 8/25/18)
Attempts	23 (vs. DUKE, 8/25/18)
Hitting % (8 TA)	.615 (vs. UTAH, 8/13/18)
Service aces	0
Assists	1 (five times)
Digs	2 (two times)
Block assists	10 (vs. SMC, 9/22/18)
Solo blocks	3 (vs. MU, 9/8/18)
Total blocks	11 (vs. SMC, 9/22/18)

CAREER HIGHS

Kills	13 (vs. DUKE, 8/25/18)
Attempts	23 (vs. DUKE, 8/25/18)
Hitting % (8 TA)	.615 (vs. UTAH, 8/13/18)
Service aces	0
Assists	1 (nine times)
Digs	3 (vs. AU, 12/1/17)
Block assists	10 (vs. SMC, 9/22/18)
Solo blocks	3 (vs. MU, 9/8/18)
Total blocks	11 (vs. SMC, 9/22/18)

Year	S	K	E	TA	PCT	AST	SA	SE	RE	D	BS	BA	BE	BHE	PTS
2016	0	0	0	0	.000	0	0	0	0	0	0	0	0	0	0
2017	118	149	43	370	.287	4	0	0	0	12	10	140	12	0	229
2018	71	140	32	296	.365	5	0	0	0	7	11	89	6	0	195.5
Career	189	289	75	666	.321	9	0	0	0	19	21	229	18	0	424.5

## BYU VOLLEYBALL

### INDIVIDUAL SINGLE MATCH (RALLY SCORING)

#### KILLS

No.	Name	Date
34	<b>RONI JONES-PERRY vs. LOYOLA MARYMOUNT</b>	10/21/17
32	NINA PUUKKONEN vs. CAL POLY	11/23/01
32	KAYLA WALKER vs. SAN DIEGO STATE	9/17/09
31	<b>MCKENNA MILLER vs. OHIO STATE</b>	9/3/16
31	ALEXA GRAY vs. SANTA CLARA	11/19/15
30	ALEXA GRAY vs. PORTLAND	11/12/15
30	JENNIFER HAMSON vs. FLORIDA STATE	12/12/14
29	ALEXA GRAY vs. PEPPERDINE	11/24/15
29	ALEXA GRAY vs. GONZAGA	11/14/15
29	KIM WILSON vs. SAINT LOUIS	9/6/03

#### ATTEMPTS

No.	Name	Date
76	<b>MCKENNA MILLER vs. OHIO STATE</b>	9/3/16
76	ALEXA GRAY vs. PORTLAND	11/12/15
75	ALEXA GRAY vs. PEPPERDINE	11/24/15
74	ALEXA GRAY vs. GONZAGA	11/14/15
72	ALEXA GRAY vs. ARIZONA STATE	12/6/13
71	<b>RONI JONES-PERRY vs. UTAH</b>	9/14/17
68	TAMBRE HADDOCK vs. OKLAHOMA	9/7/13
67	ALEXA GRAY vs. LOYOLA MARYMOUNT	10/24/15
65	TAMBRE HADDOCK vs. ARIZONA STATE	12/6/13

#### HITTING PERCENTAGE (K-E-TA) \*minimum 10 attempts

No.	Name	Date
.882 (15-0-17)	AMY BOSWELL vs. CSUN	9/16/16
.857 (12-0-14)	NICOLE WARNER vs. COLORADO STATE	9/1/12
.846 (11-0-13)	LINDSY HARTSOCK vs. NORTH TEXAS	9/5/03
.833 (10-0-12)	RACHEL DYER vs. WYOMING	9/18/08
.818 (9-0-11)	WHITNEY YOUNG vs. SAN FRANCISCO	11/7/13
.818 (9-0-11)	KATHRYN LEHEMINANT vs. PORTLAND	10/17/13
<b>.800 (9-1-10)</b>	<b>HEATHER GNETTING vs. PEPPERDINE</b>	9/25/18
.800 (8-0-10)	STEPHANIE SNOW vs. WEBER STATE	10/12/10
.800 (8-0-10)	LEXI PATTERSON vs. NEW MEXICO	10/15/05
.800 (8-0-10)	LINDSY HARTSOCK vs. TCU	9/30/05
.800 (8-0-10)	LINDSY HARTSOCK vs. COLORADO STATE	10/25/03

#### ASSISTS

No.	Name	Date
72	KIANA ROGERS vs. SAN DIEGO STATE	9/15/07
71	AMY SCHLAUDER vs. WASHINGTON	12/1/07
70	AMY SCHLAUDER vs. NEW MEXICO	10/7/06
69	CAMRY GODFREY vs. OKLAHOMA	9/7/13
69	KARINA PUUKKONEN vs. WYOMING	10/19/02
69	AMY SCHLAUDER vs. UNLV	11/23/07
68	AMY SCHLAUDER vs. WYOMING	10/12/06
67	KARINA PUUKKONEN vs. WEBER STATE	10/30/01

#### SERVICE ACES

No.	Name	Date
8	LAUREN RICHARDS vs. AIR FORCE	11/20/03
6	LINDSY HARTSOCK vs. KANSAS	9/2/05
6	LAUREN RICHARDS vs. QUINNIPIAC	9/3/04
6	LINDSY HARTSOCK vs. NEW MEXICO	10/30/04
5	<b>RONI JONES-PERRY vs. IDAHO STATE</b>	9/10/16
5	<b>MCKENNA MILLER vs. USC</b>	9/7/18
	14 additional players/instances with five	

#### DIGS

No.	Name	Date
42	ANNIE PINEGAR vs. UC SANTA BARBARA	11/30/06
38	<b>MARY LAKE vs. OHIO STATE</b>	9/3/16
34	CIARA PARKER vs. ARIZONA STATE	12/6/13
33	LINDSEY EVANS vs. UNLV	11/5/04
32	ALEXA GRAY vs. PORTLAND	11/12/15
32	ANNIE PINEGAR vs. UNLV	11/23/07
31	CIARA PARKER vs. PEPPERDINE	11/24/15
31	KENDALYN HARTSOCK vs. SAN FRANCISCO	10/27/11
30	TIA WITHERS vs. SAN DIEGO	11/17/12
30	<b>MARY LAKE vs. TEXAS</b>	12/9/16

#### TOTAL BLOCKS

No.	Name	Date
17	AMY BOSWELL vs. SAN DIEGO	11/14/14
17	WHITNEY YOUNG vs. SAN FRANCISCO	10/2/14
17	NICOLE WARNER vs. LOYOLA MARYMOUNT	10/4/12
17	LINDSEY METCALF vs. UNLV	9/28/02
14	WHITNEY YOUNG vs. LOYOLA MARYMOUNT	11/25/14
14	ERICA LOTT vs. WYOMING	10/12/06
14	LINDSY HARTSOCK vs. WYOMING	10/12/06

#### BLOCK ASSISTS

No.	Name	Date
17	WHITNEY YOUNG vs. SAN FRANCISCO	10/2/14
17	NICOLE WARNER vs. LOYOLA MARYMOUNT	10/4/12
16	AMY BOSWELL vs. SAN DIEGO	11/14/14
14	WHITNEY YOUNG vs. LOYOLA MARYMOUNT	11/25/14
14	LINDSY HARTSOCK vs. WYOMING	10/12/06
14	ERICA LOTT vs. WYOMING	10/12/06
14	LINDSEY METCALF vs. UNLV	9/28/02

#### SOLO BLOCKS

No.	Name	Date
6	AMY BOSWELL vs. NEW MEXICO STATE	9/13/14
4	AMY BOSWELL vs. SAN FRANCISCO	11/17/16
4	WHITNEY YOUNG HOWARD vs. SAN FRANCISCO	11/17/16
4	ALEXA GRAY vs. LOYOLA MARYMOUNT	10/24/15
4	KATHRYN LEHEMINANT vs. LOYOLA MARYMOUNT	9/29/11
4	LINDSEY METCALF vs. AIR FORCE	11/1/03

### INDIVIDUAL SINGLE SEASON (RALLY SCORING)

#### KILLS

No.	Name	Date
582	ALEXA GRAY	2015
569	<b>RONI JONES-PERRY</b>	2017
516	CHELSEA GOODMAN	2007
477	ALEXA GRAY	2013
464	JENNIFER HAMSON	2014
463	CHELSEA GOODMAN	2005
458	CHELSEA GOODMAN	2006
458	JENNIFER HAMSON	2012
447	<b>MCKENNA MILLER</b>	2016
441	NINA PUUKKONEN	2001

#### KILLS PER SET

No.	Name	Date
5.24	ALEXA GRAY	2015
4.82	<b>RONI JONES-PERRY</b>	2017
4.54	<b>RONI JONES-PERRY</b>	2018
4.49	CHELSEA GOODMAN	2006
4.45	CHELSEA GOODMAN	2007
4.25	CHELSEA GOODMAN	2005
4.24	NINA PUUKKONEN	2001
4.09	JENNIFER HAMSON	2012
4.05	ERICA LOTT	2005
3.97	ALEXA GRAY	2013

#### TOTAL ATTEMPTS

No.	Name	Date
1,435	ALEXA GRAY	2015
1,379	<b>RONI JONES-PERRY</b>	2017
1,286	TAMBRE HADDOCK	2013
1,276	CHELSEA GOODMAN	2007
1,136	ALEXA GRAY	2013
1,119	CHELSEA GOODMAN	2005
1,111	ERICA LOTT	2005
1,087	<b>MCKENNA MILLER</b>	2016
1,086	JENNIFER HAMSON	2014
1,074	CHRISTIE CARPENTER	2010

#### HITTING PERCENTAGE (K-E-TA) (MIN. 4 ATT/SET)

No.	Name	Date
.444 (289-49-541)	LINDSY HARTSOCK	2005
.411 (404-96-749)	RACHEL DYER	2007
.389 (245-54-491)	LINDSY HARTSOCK	2006
.380 (275-69-542)	LINDSY HARTSOCK	2004
.372 (350-85-713)	AMY BOSWELL	2016
<b>.365 (140-32-296)</b>	<b>KENNEDY ESCHENBERG</b>	2018
.365 (292-75-595)	AMY BOSWELL	2015
.363 (230-49-498)	WHITNEY YOUNG HOWARD	2016
.362 (458-92-1012)	JENNIFER HAMSON	2012
<b>.355 (313-81-654)</b>	<b>RONI JONES-PERRY</b>	2018

#### ASSISTS

No.	Name	Date
1,407	LAUREN RICHARDS EVANS	2004
1,344	LAUREN RICHARDS EVANS	2003
1,316	KARINA PUUKKONEN	2001
1,313	CAMRY GODFREY	2013
1,311	KARINA PUUKKONEN	2002
1,299	LAUREN RICHARDS EVANS	2005
1,251	HEATHER HANNEMANN	2012
1,147	KIANA ROGERS	2010
1,139	<b>LYNDIE HADDOCK-EPPICH</b>	2017
1,129	<b>LYNDIE HADDOCK-EPPICH</b>	2016

## BYU INDIVIDUAL MATCH/SEASON RECORDS

#### SERVICE ACES

No.	Name	Date
56	LAUREN RICHARDS EVANS	2004
50	LAUREN RICHARDS EVANS	2003
41	<b>RONI JONES-PERRY</b>	2017
39	CHELSEA GOODMAN	2007
39	JENNIFER HAMSON	2011
35	AMY BOSWELL	2015
34	LINDSY HARTSOCK	2003
33	JENNIFER HAMSON	2012
32	KIANA ROGERS	2010
31	<b>RONI JONES-PERRY</b>	2018

#### DIGS

No.	Name	Date
547	<b>MARY LAKE</b>	2016
533	<b>MARY LAKE</b>	2017
485	CIARA PARKER	2014
481	ANNIE PINEGAR	2007
462	CIARA PARKER	2013
461	CIARA PARKER	2015
456	KENDALYN HARTSOCK	2011
435	LILA CRABBE	2003
411	KENDALYN HARTSOCK	2010
398	CHELSEA GOODMAN	2007

#### DIGS PER SET

No.	Name	Date
4.68	<b>MARY LAKE</b>	2016
4.52	<b>MARY LAKE</b>	2017
4.26	KENDALYN HARTSOCK	2011
4.08	CIARA PARKER	2015
4.01	CIARA PARKER	2014
3.98	ANNIE PINEGAR	2007
3.98	CIARA PARKER	2013
3.94	<b>MARY LAKE</b>	2018
3.69	LILA CRABBE	2003
3.61	KENDALYN HARTSOCK	2010

#### TOTAL BLOCKS

No.	Name	Date
229	WHITNEY YOUNG	2014
205	LINDSY HARTSOCK	2004
203	AMY BOSWELL	2014
202	NICOLE WARNER	2012
165	NINA PUUKKONEN	2001
163	JENNIFER HAMSON	2014
162	NICOLE WARNER	2011
161	CARRIE BOWERS	2002
159	RACHEL DYER	2007
159	ASHTON HANSEN HOSFORD	2007

#### BLOCKS PER SET

No.	Name	Date
1.89	WHITNEY YOUNG	2014
1.86	LINDSY HARTSOCK	2004
1.80	NICOLE WARNER	2012
1.68	AMY BOSWELL	2014
1.59	NINA PUUKKONEN	2001
1.53	WHITNEY YOUNG	2013
1.51	NICOLE WARNER	2011
1.42	ASHTON HANSEN HOSFORD	2007
1.41	<b>KENNEDY ESCHENBERG</b>	2018
1.41	AMY BOSWELL	2015

#### BLOCK ASSISTS

No.	Name	Date
221	WHITNEY YOUNG	2014
196	LINDSY HARTSOCK	2004
189	NICOLE WARNER	2012
182	AMY BOSWELL	2014
158	NICOLE WARNER	2011
155	ASHTON HANSEN HOSFORD	2007
154	JENNIFER HAMSON	2014
154	CARRIE BOWERS	2002
154	NICOLE WARNER	2010
151	RACHEL DYER	2007

#### SOLO BLOCKS

No.	Name	Date
21	AMY BOSWELL	2014
18	LINDSEY METCALF	2003
17	KATHRYN LEHEMINANT	2012
16	WHITNEY YOUNG HOWARD	2016
15	NINA PUUKKONEN	2001
14	AMY BOSWELL	2016
14	LINDSY HARTSOCK	2003

# BYU VOLLEYBALL

# BYU INDIVIDUAL CAREER/TEAM MATCH & SEASON RECORDS

## INDIVIDUAL CAREER RECORDS (RALLY SCORING)

### KILLS

No.	Name	Date
1,848	ALEXA GRAY	2012-15
1,720*	NINA PUUKKONEN	1998-01
1,590	JENNIFER HAMSON	2010-14
1,513	ERICA LOTT	2004-07
1,493	CHELSEA GOODMAN	2004-07

### KILLS PER SET

No.	Name	Date
4.03	ALEXA GRAY	2012-15
3.96*	NINA PUUKKONEN	1998-01
3.92	CHELSEA GOODMAN	2004-07

### ATTEMPTS

No.	Name	Date
4,473	ALEXA GRAY	2012-15
3,716	JENNIFER HAMSON	2010-14
3,694	ERICA LOTT	2004-07
3,601	CHELSEA GOODMAN	2004-07
3,403*	NINA PUUKKONEN	1998-01

### HITTING PERCENTAGE

No.	Name	Date
.349*	NINA PUUKKONEN	1998-01
.345	AMY BOSWELL	2012-16
.331	WHITNEY YOUNG HOWARD	2012-16
.329	KATHRYN LECHEMINANT	2009-13
.326*	SUNNY TONGA-MAHE	1999-01

### BLOCK ASSISTS

No.	Name	Date
708*	NINA PUUKKONEN	1998-01
627	NICOLE WARNER	2008-12
589	WHITNEY YOUNG HOWARD	2012-16
555	LINDSY HARTSOCK	2003-06
505	AMY BOSWELL	2012-16

### SOLO BLOCKS

No.	Name	Date
105*	NINA PUUKKONEN	1998-01

### TOTAL BLOCKS

No.	Name	Date
813*	NINA PUUKKONEN	1998-01
657	NICOLE WARNER	2008-12
629	WHITNEY YOUNG HOWARD	2012-16
595	LINDSY HARTSOCK	2003-06
555	AMY BOSWELL	2012-16

### BLOCKS PER SET

No.	Name	Date
1.87*	NINA PUUKKONEN	1998-01
1.46	NICOLE WARNER	2008-12
1.45	WHITNEY YOUNG HOWARD	2012-16
1.43	LINDSY HARTSOCK	2003-06
1.41	AMY BOSWELL	2012-16

### ASSISTS

No.	Name	Date
4,056	LAUREN RICHARDS EVANS	2001-03
4,034*	KARINA PUUKKONEN	2000-02
3,135	CAMRY GODFREY WILLARDSON	2013-15
3,127	KIANA ROGERS	2008-10
2,986	LYNDIE HADDOCK-EPPICH	2015-pres.

### ASSISTS PER SET

No.	Name	Date
13.19	AMY SCHLAUDER	2005-07
12.29	LAUREN RICHARDS EVANS	2001-05
11.90*	KARINA PUUKKONEN	2000-02

### DIGS

No.	Name	Date
1,793	CIARA PARKER	2012-15
1,340	MARY LAKE	2016-pres.
1,122	TIA WITHERS WELLING	2011-14
1,119*	UILA CRABBE	2000-03
1,100	CHELSEA GOODMAN	2004-07

### DIGS PER SET

No.	Name	Date
4.47	MARY LAKE	2016-pres.
3.95	KENDALYN HARTSOCK	2010-11
3.89	CIARA PARKER	2012-15
2.97*	UILA CRABBE	2000-03

### SERVICE ACES

No.	Name	Date
137	LAUREN RICHARDS EVANS	2001-05
129	JENNIFER HAMSON	2010-14
98	CHELSEA GOODMAN	2004-07
98	ERICA LOTT	2003-07
98	LINDSY HARTSOCK	2002-06

### SETS PLAYED

No.	Name	Date
461	CIARA PARKER	2012-15
459	ALEXA GRAY	2012-15
453	TIA WITHERS WELLING	2011-14
452	NICOLE WARNER	2008-12
435	WHITNEY YOUNG HOWARD	2012-16

## TEAM SINGLE MATCH (RALLY SCORING)

### KILLS

No.	Name	Date
87	vs. CAL POLY	11/23/01
84	at UNLV	11/23/07
84	at WYOMING	10/19/02
83	at SAN DIEGO STATE	9/15/07
82	vs. WYOMING	11/15/02

### KILLS (THREE SETS)

No.	Name	Date
66	vs. WYOMING	11/12/05
63	vs. SAINT MARY'S	9/7/07
62	at UNLV	10/18/03
61	vs. UNLV	10/18/03
60	vs. WYOMING	11/13/04

### KILLS (FOUR SETS)

No.	Name	Date
80	vs. NEW MEXICO	10/7/06
77	at SAINT LOUIS	9/6/03
76	at PORTLAND	11/12/15
76	at WEBER STATE	10/30/01
75	at AIR FORCE	11/2/02

### HITTING PERCENTAGE

No.	Name	Date
.539	vs. SACRAMENTO STATE	9/2/17
.531	vs. SAINT MARY'S	9/22/18
.516	vs. GONZAGA	9/22/12
.507	vs. PACIFIC	9/20/18
.494	vs. PORTLAND	10/12/17
.489	vs. WEBER STATE	10/5/04
.482	vs. GONZAGA	10/15/15
.460	vs. CAL POLY	8/27/16

### ASSISTS

No.	Name	Date
77	at WASHINGTON	12/1/07
76	at OKLAHOMA	9/7/13
75	vs. CAL POLY	11/23/01
75	at WEBER STATE	10/30/01

### ASSISTS (THREE SETS)

No.	Name	Date
62	at WYOMING	11/12/05
60	vs. SAINT MARY'S	9/7/07
59	at UNLV	9/23/06
58	vs. UTAH	11/9/07
56	at WYOMING	10/8/05

### ASSISTS (FOUR SETS)

No.	Name	Date
75	at WEBER STATE	10/30/01
74	vs. NEW MEXICO	10/7/06
74	vs. SAINT LOUIS	9/6/03
72	at PORTLAND	11/12/15
71	at TCU	11/1/07

### SERVICE ACES

No.	Name	Date
14	vs. NEW MEXICO STATE	12/4/03
14	vs. OHIO STATE	9/12/03
14	vs. SAINT LOUIS	9/6/03
13	vs. AIR FORCE	10/26/07
13	vs. AIR FORCE	9/15/06
13	vs. AIR FORCE	11/20/03

### DIGS

No.	Name	Date
104 (4S)	at PORTLAND	11/12/15
102 (6S)	vs. CAL POLY	11/23/01
101 (6S)	at UNLV	11/23/07
101 (6S)	vs. UC SANTA BARBARA	11/30/06
99 (5S)	vs. UTAH STATE	11/25/03
93 (5S)	vs. SAN DIEGO STATE	11/23/06
92 (5S)	at UNLV	11/5/04

### TOTAL BLOCKS

No.	Name	Date
30.5 (6S)	at WYOMING	10/12/06
26.0 (6S)	at UTAH	10/12/07
24.5 (5S)	vs. COLORADO STATE	11/12/04
24.0 (4S)	vs. SAN FRANCISCO	10/2/14
24.0 (5S)	at UNLV	9/28/02
22.0 (4S)	at LOYOLA MARYMOUNT	11/25/14
22.0 (6S)	at LOYOLA MARYMOUNT	10/4/12
21.5 (6S)	at UTAH	9/25/09

## TEAM SINGLE SEASON (RS)

### KILLS

No.	Year
1,985	2007
1,785	2003
1,784	2004
1,754	2005
1,746	2002
1,744	2008
1,713	2001

### HITTING PERCENTAGE

No.	Year
.330	2018
.311	2012
.288	2016
.277	2015
.277	2004
.273	2005
.271	2017
.271	2014
.271	2007

### SOLO BLOCKS

No.	Year
76	2003
60	2014
57	2001
55	2004
55	2002
52	2016
49	2015
45	2017

### BLOCK ASSISTS

No.	Year
811	2014
660	2002
652	2007
651	2004
642	2013
589	2017
586	2012

### TOTAL BLOCKS

No.	Year
465.5	2014
385	2002
365	2007
365	2003
353	2013
339.5	2017
335	2012

### SERVICE ACES

No.	Year
208	2003
182	2004
172	2007
152	2016
150	2014
148	2017
147	2015

### ASSISTS

No.	Year
1,857	2007
1,615	2004
1,610	2006
1,591	2005
1,583	2003
1,578	2002

### DIGS

No.	Year
1,864	2013
1,813	2007
1,729	2003
1,707	2002
1,678	2006
1,656	2010
1,653	2015
1,649	2016

### WINS

No.	Year
30	2017
30	2014
29	2016
28	2015
28	2012
25	2006
25	2005

### CONSECUTIVE WINS

No.	Year
22	2018
20	2005
15	2012
13	2017
13	2016
13	2013

### MOST 3-0 WINS

No.	Year
21	2016
20	2017
20	2014
20	2012
19	2018
17	2015

### MOST 3-1 WINS

No.	Year
9	2014
8	2015
8	2011
7	2003
6	2017
6	2005

### MOST 3-2 WINS

No.	Year
7	2007
7	2002
6	2005
5	2013
5	2010
5	2006

## THE LAST TIME...

<b>OPPONENT WON AT HOME</b> 1-3 vs. SAN DIEGO (10/27/17)	<b>OPPONENT WON 3-0</b> 0-3 @ SAN DIEGO (9/30/16)	<b>OPPONENT HAD 8 ACES</b> 11 @ LOYOLA MARYMOUNT (10/21/17)	<b>THREE OPPOSING PLAYERS HIT ABOVE .300 (8 TA)</b> 3-0 vs. OREGON (12/2/17) - AGOST (.457), STONE (.500) & RASMUSSEN (.385)	<b>TWO OPPOSING PLAYERS HAD DOUBLE-DIGIT BLOCKS</b> 0-3 vs. UTAH (10/17/08) - BAIRD (16) & SANDBERG (11)
<b>OPPONENT WON ON THE ROAD</b> 2-3 @ KENTUCKY (12/8/17)	<b>BYU WON 3-1</b> 3-1 @ SAN DIEGO (10/5/18)	<b>BYU HAD 11 ACES</b> 12 vs. UMBC (9/6/14)	<b>NO BYU PLAYER HAD 25 ATTEMPTS</b> 3-0 vs. GONZAGA (9/27/18)	<b>BYU PLAYER HAD 20 KILLS</b> 3-1 @ SAN DIEGO (10/5/18) - JONES-PERRY (23)
<b>BYU WON ON A NEUTRAL COURT</b> 3-0 vs. SYRACUSE (9/7/18)	<b>OPPONENT WON 3-1</b> 1-3 vs. SAN DIEGO (10/27/17)	<b>OPPONENT HAD 11 ACES</b> 11 @ LOYOLA MARYMOUNT (10/21/17)	<b>NO OPPOSING PLAYER HAD 25 ATTEMPTS</b> 3-0 @ SANTA CLARA (10/13/18)	<b>OPPOSING PLAYER HAD 20 KILLS</b> 3-2 vs. STANFORD (8/31/18) - PLUMMER (21)
<b>OPPONENT WON ON A NEUTRAL COURT</b> 2-3 vs. BAYLOR (9/9/17)	<b>BYU WON 3-2</b> 3-2 vs. STANFORD (8/31/18)	<b>BYU HAD 50 DIGS</b> 55 vs. PEPPERDINE (10/20/18)	<b>THREE BYU PLAYERS HAD 25 ATTEMPTS</b> 1-3 vs. SAN DIEGO (10/27/17) - BURNETT (32), JONES-PERRY (49) & MILLER (29)	<b>BYU PLAYER HAD 25 KILLS</b> 3-0 vs. USC (9/7/18) - JONES-PERRY (26)
<b>BYU WON A SET OVER 30 POINTS</b> 30-28 vs. USC (9/17/18)	<b>OPPONENT WON 3-2</b> 2-3 @ KENTUCKY (12/8/17)	<b>OPPONENT HAD 50 DIGS</b> 51 @ MARQUETTE (9/8/18)	<b>THREE OPPOSING PLAYERS HAD 25 ATTEMPTS</b> 3-0 vs. USC (9/7/18) - BAPTISTA (31), BOTKIN (41) & LANIER (40)	<b>OPPOSING PLAYER HAD 25 KILLS</b> 2-3 vs. BAYLOR (9/9/17) - STAIGER (26)
<b>OPPONENT WON A SET OVER 30 POINTS</b> 30-32 vs. PEPPERDINE (11/24/15)	<b>BYU SIDED OUT AT 70%</b> 79% vs. GONZAGA (9/27/18)	<b>BYU HAD 60 DIGS</b> 62 @ SAINT MARY'S (10/4/17)	<b>NO BYU PLAYER HAD AN ACE</b> 3-0 vs. PACIFIC (11/7/15)	<b>OPPOSING PLAYER HAD 50 ATTEMPTS</b> 3-2 vs. STANFORD (8/31/18) - PLUMMER (51)
<b>BYU WON 5 MATCHES IN A ROW</b> 22 (8/24/18-10/27/18)	<b>OPPONENT SIDED OUT AT 70%</b> 70% @ USC (12/13/13)	<b>OPPONENT HAD 60 DIGS</b> 73 @ KENTUCKY (12/8/17)	<b>NO OPPOSING PLAYER HAD AN ACE</b> 3-0 vs. LMU (10/18/18)	<b>A BYU PLAYER HAD 60 ATTEMPTS</b> 2-3 @ KENTUCKY (12/8/17) - JONES-PERRY (63)
<b>BYU LOST 5 MATCHES IN A ROW</b> 8 (9/11/10-10/1/10)	<b>BYU SIDED OUT AT 75%</b> 79% vs. GONZAGA (9/27/18)	<b>BYU HAD 16 BLOCKS</b> 16 vs. PEPPERDINE (10/20/18)	<b>THREE BYU PLAYERS HAD 3 ACES</b> 3-0 vs. UMBC (9/6/14) - ROBISON (3), YOUNG (3) & HAMSON (4)	<b>OPPOSING PLAYER HAD 60 ATTEMPTS</b> 2-3 vs. BAYLOR (9/9/17) - STAIGER (66)
<b>BYU WON 10 MATCHES IN A ROW</b> 22 (8/24/18-10/27/18)	<b>OPPONENT SIDED OUT AT 75%</b> N/A	<b>OPPONENT HAD 16 BLOCKS</b> 16.5 @ KENTUCKY (12/8/17)	<b>THREE OPPOSING PLAYERS HAD 3 ACES</b> 3-2 @ SAINT MARY'S (10/4/17) - HUGHES (3), PARKER (4) & KNUDSEN (3)	<b>BYU PLAYER HIT .500 (8 TA)</b> 3-0 @ GONZAGA (10/27/18) - GNEITING (.625)
<b>BYU LOST 10 MATCHES IN A ROW</b> <i>NEVER</i>	<b>BYU SIDED OUT AT 80%</b> 85% vs. SACRAMENTO STATE (9/2/17)	<b>BYU HAD 20 BLOCKS</b> 22.0 @ LOYOLA MARYMOUNT (11/25/14)	<b>THREE OPPOSING PLAYERS HAD 10 DIGS</b> 3-0 vs. PEPPERDINE (10/20/18) - HADDOCK-EPPICH (1), JONES-PERRY (14) & LAKE (16)	<b>OPPOSING PLAYER HIT .500 (8 TA)</b> 3-0 vs. PORTLAND (9/29/18) - BARKER (.538)
<b>BYU WON 10 SETS IN A ROW</b> 20 (10/5/18-10/27/18)	<b>BYU HAD 50 KILLS</b> 58 @ SAN DIEGO (10/5/18)	<b>OPPONENT HAD 20 BLOCKS</b> 21.5 vs. SAN DIEGO STATE (11/23/06)	<b>THREE OPPOSING PLAYERS HAD 10 DIGS</b> 3-0 vs. USC (9/7/18) - LANIER (15), GARRICK (14) & MEYER-WHALLEY (12)	<b>BYU PLAYER HIT .750 (8 TA)</b> 3-0 vs. GONZAGA (9/27/18) - HADDOCK-EPPICH (.875)
<b>BYU LOST 10 SETS IN A ROW</b> 11 (8/31/02-9/6/02)	<b>OPPONENT HAD 50 KILLS</b> 62 vs. STANFORD (8/31/18)	<b>BYU OUT-HIT ITS OPPONENT</b> .350-.228 @ GONZAGA (10/27/18)	<b>THREE BYU PLAYERS HAD 5 BLOCKS</b> 3-1 vs. SAINT MARY'S (11/4/17) - BURNETT (5), HADDOCK (7) & REDDING (9)	<b>OPPOSING PLAYER HIT .750 (8 TA)</b> 3-0 vs. SAINT LOUIS (8/25/17) - LEVERENZ (.750)
<b>BYU WON 20 SETS IN A ROW</b> 20 (10/5/18-10/27/18)	<b>BYU HAD 60 KILLS</b> 61 @ KENTUCKY (12/8/17)	<b>OPPONENT OUT-HIT BYU</b> .317-.213 @ KENTUCKY (12/8/17)	<b>THREE OPPOSING PLAYERS HAD 5 BLOCKS</b> 2-3 @ KENTUCKY (12/8/17) - LILLEY (7), BROWN (9) & FRANKLIN (7)	<b>BYU PLAYER HAD 50 ASSISTS</b> 3-1 @ MARQUETTE (9/8/18) - HADDOCK-EPPICH (56)
<b>BYU LOST 20 SETS IN A ROW</b> <i>NEVER</i>	<b>OPPONENT HAD 60 KILLS</b> 62 vs. STANFORD (8/31/18)	<b>BYU WON ON MONDAY</b> 3-1 @ GONZAGA (10/17/11)	<b>TWO BYU PLAYERS HAD DOUBLE-DOUBLES</b> 3-0 vs. PEPPERDINE (10/20/18) - HADDOCK-EPPICH & JONES-PERRY	<b>OPPOSING PLAYER HAD 50 ASSISTS</b> 3-2 vs. STANFORD (8/31/18) - GRAY (53)
<b>BYU WON A SET BY DOUBLE DIGITS</b> 25-8 vs. PEPPERDINE (10/20/18)	<b>BYU HAD 140 ATTEMPTS</b> 143 @ MARQUETTE (9/8/18)	<b>OPPONENT WON ON MONDAY</b> 2-3 vs. ARIZONA (11/20/89)	<b>TWO OPPOSING PLAYERS HAD DOUBLE-DOUBLES</b> 2-3 @ KENTUCKY (12/8/17) - LILLEY (63 A, 12 D) & EDMOND (21 K, 13 D)	<b>BYU PLAYER HAD 60 ASSISTS</b> 3-2 @ OHIO STATE (9/3/16) - HADDOCK (60)
<b>OPPONENT WON A SET BY DOUBLE DIGITS</b> 15-25 @ HAWAII (9/7/17)	<b>OPPONENT HAD 140 ATTEMPTS</b> 153 vs. STANFORD (8/31/18)	<b>BYU WON ON TUESDAY</b> 3-0 @ PEPPERDINE (9/25/18)	<b>THREE BYU PLAYERS HAD DOUBLE-DIGIT KILLS</b> 3-0 @ PORTLAND (10/25/18) - JONES-PERRY (13), GNEITING (13), MILLER (11)	<b>OPPOSING PLAYER HAD 60 ASSISTS</b> 2-3 @ KENTUCKY (12/8/17) - LILLEY (63)
<b>BYU WON A MATCH TRAILING 0-2</b> 3-2 @ LOYOLA MARYMOUNT (10/21/17)	<b>BYU HIT .300</b> .350 @ GONZAGA (10/27/18)	<b>OPPONENT WON ON TUESDAY</b> 2-3 vs. UTAH STATE (9/14/10)	<b>THREE OPPOSING PLAYERS HAD DOUBLE-DIGIT KILLS</b> 3-0 vs. USC (9/7/18) - BAPTISTA (13), BOTKIN (13) & LANIER (13)	<b>BYU PLAYER HAD 5 ACES</b> 3-0 vs. USC (9/7/18) - MILLER (5)
<b>OPPONENT WON A MATCH TRAILING 0-2</b> 2-3 vs. BAYLOR (9/9/17)	<b>OPPONENT HIT .300</b> .317 @ KENTUCKY (12/8/17)	<b>BYU WON ON WEDNESDAY</b> 3-2 vs. IDAHO STATE (9/9/15)	<b>TWO BYU PLAYERS HAD DOUBLE-DIGIT ASSISTS</b> 3-2 @ UTAH (9/14/17) - HADDOCK (15), ROBINS-HARDY (28) & LAKE (10)	<b>OPPOSING PLAYER HAD 5 ACES</b> 3-2 @ OHIO STATE (9/3/16) - HUGHES (5)
<b>BYU WON A MATCH TRAILING 1-2</b> 3-2 @ LOYOLA MARYMOUNT (10/21/17)	<b>BYU HIT .400</b> .531 vs. SAINT MARY'S (9/22/18)	<b>OPPONENT WON ON WEDNESDAY</b> 1-3 @ PEPPERDINE (10/18/00)	<b>THREE BYU PLAYERS HAD DOUBLE-DIGIT ASSISTS</b> 3-0 @ GONZAGA (10/27/18) - SMITH (18) & KUEHN (16)	<b>A BYU PLAYER HAD 20 DIGS</b> 3-1 @ MARQUETTE (9/8/18) - LAKE (26)
<b>OPPONENT WON A MATCH TRAILING 1-2</b> 2-3 @ KENTUCKY (12/8/17)	<b>AN OPPONENT HIT .400</b> .400 @ USC (12/13/13)	<b>BYU WON ON THURSDAY</b> 3-0 vs. PORTLAND (10/25/18)	<b>TWO OPPOSING PLAYERS HAD DOUBLE-DIGIT BLOCKS</b> 3-1 @ LOYOLA MARYMOUNT (11/25/14) - YOUNG (14) & HAMSON (11)	<b>AN OPPOSING PLAYER HAD 20 DIGS</b> 3-0 @ SAN FRANCISCO (10/11/18) - DALLA VECCHIA (21)
<b>BYU BEAT A RANKED OPPONENT</b> 3-0 vs. No. 24 UTAH (9/13/18)	<b>BYU HIT .500</b> .531 vs. SAINT MARY'S (9/22/18)	<b>OPPONENT WON ON THURSDAY</b> 2-3 @ PORTLAND (10/13/16)	<b>THREE BYU PLAYERS HIT ABOVE .300 (8 TA)</b> 3-0 @ GONZAGA (10/27/18) - GNEITING (.625), ESCHENBERG (.312), & JONES-PERRY (.484)	<b>A BYU PLAYER HAD 10 BLOCKS</b> 3-0 vs. SAINT MARY'S (9/22/18) - ESCHENBERG (11)
<b>A RANKED OPPONENT BEAT BYU</b> 2-3 @ No. 5 KENTUCKY (12/8/17)	<b>AN OPPONENT HIT .500</b> .530 @ PENN STATE (12/8/07)	<b>BYU WON ON FRIDAY</b> 3-1 @ SAN DIEGO (10/5/18)	<b>NO OPPOSING PLAYER HAD DOUBLE-DIGIT KILLS</b> 3-0 vs. PEPPERDINE (10/20/18)	<b>AN OPPOSING PLAYER HAD 10 BLOCKS</b> 3-1 vs. SAINT MARY'S (11/4/17) - O'SULLIVAN (10)
<b>UNRANKED OPPONENT BEAT BYU</b> 2-3 vs. BAYLOR (9/9/17)	<b>BYU HAD 50 ASSISTS</b> 53 @ SAN DIEGO (10/5/18)	<b>OPPONENT WON ON FRIDAY</b> 2-3 @ KENTUCKY (12/8/17)	<b>THREE BYU PLAYERS HAD DOUBLE-DIGIT KILLS</b> 3-0 vs. PRINCETON (12/2/16)	
<b>OPPONENT WON THE FIRST SET</b> 23-25 @ MARQUETTE (9/8/18)	<b>AN OPPONENT HAD 50 ASSISTS</b> 58 vs. STANFORD (8/31/18)	<b>BYU WON ON SATURDAY</b> 3-0 @ GONZAGA (10/27/18)	<b>NO OPPOSING PLAYER HAD DOUBLE-DIGIT KILLS</b> 3-0 vs. PEPPERDINE (10/20/18)	
<b>OPPONENT WON THE SECOND SET</b> 24-26 @ SAN DIEGO (10/5/18)	<b>BYU HAD 60 ASSISTS</b> 63 @ MARQUETTE (9/8/18)	<b>OPPONENT WON ON SATURDAY</b> 2-3 vs. BAYLOR (9/9/17)		
<b>OPPONENT WON THE THIRD SET</b> 21-25 vs. STANFORD (8/31/18)	<b>AN OPPONENT HAD 60 ASSISTS</b> 73 @ KENTUCKY (12/8/17)			
<b>OPPONENT WON THE FOURTH SET</b> 20-25 vs. STANFORD (8/31/18)	<b>BYU HAD 5 ACES</b> 6 @ SANTA CLARA (10/13/18)			
<b>BYU WON THE FIFTH SET</b> 15-11 vs. STANFORD (8/31/18)	<b>AN OPPONENT HAD 5 ACES</b> 6 @ GONZAGA (10/27/18)			
<b>OPPONENT WON THE FIFTH SET</b> 9-15 @ KENTUCKY (12/8/17)	<b>BYU HAD 8 ACES</b> 9 @ SAN FRANCISCO (10/11/18)			

**BYU'S ALL-TIME NCAA TOURNAMENT APPEARANCES**

30 YEARS (1981-82-83-84-85-86-87-88-90-91-92-93-94-95-96-97-98-99-00-01-03-05-06-07-12-13-14-15-16-17)

YEAR	MATCH	W/L	SCORES
1981	FIRST ROUND (BYE)		
	SOUTHWEST REGIONAL SEMIFINAL (PROVO) vs. UC SANTA BARBARA	L	11-15, 15-13, 15-4, 9-15, 8-15
1982	FIRST ROUND (PROVO) vs. WESTERN MICHIGAN	W	15-10, 15-7, 15-7
	WEST REGIONAL SEMIFINAL (LOS ANGELES) vs. UCLA	L	5-15, 4-15, 16-18
1983	FIRST ROUND (PROVO) vs. ARIZONA STATE	W	15-8, 15-8, 15-12
	WEST REGIONAL SEMIFINAL (SAN DIEGO) vs. STANFORD	L	14-16, 15-4, 12-15, 4-15
1984	FIRST ROUND (PROVO) vs. SAN DIEGO STATE	L	13-15, 9-15, 11-15
1985	FIRST ROUND (PROVO) vs. PROVIDENCE	W	15-3, 15-4, 15-5
	WEST REGIONAL SEMIFINAL (PALO ALTO) vs. ARIZONA	W	12-15, 15-10, 15-6, 8-15, 16-14
	WEST REGIONAL FINAL (PALO ALTO) vs. STANFORD	L	7-15, 15-10, 9-15, 12-15
1986	FIRST ROUND (PROVO) vs. WASHINGTON	W	15-4, 15-8, 15-10
	WEST REGIONAL SEMIFINAL (PROVO) vs. ARIZONA STATE	W	15-10, 15-3, 15-17, 15-12
	WEST REGIONAL FINAL (PROVO) vs. STANFORD	L	12-15, 13-15, 12-15
1987	FIRST ROUND (PROVO) vs. PEPPERDINE	W	15-11, 15-12, 15-6
	WEST REGIONAL SEMIFINAL (PALO ALTO) vs. UCLA	W	17-15, 15-4, 11-15, 15-12
	WEST REGIONAL FINAL (PALO ALTO) vs. STANFORD	L	9-15, 6-15, 15-11, 4-15
1988	FIRST ROUND (PROVO) vs. ARIZONA	W	11-15, 15-9, 15-7, 15-5
	WEST REGIONAL SEMIFINAL (LOS ANGELES) vs. UCLA	L	7-15, 7-15, 13-15
1990	FIRST ROUND (PROVO) vs. SAN DIEGO STATE	L	10-15, 8-15, 15-12, 13-15
1991	FIRST ROUND (PROVO) vs. USC	L	7-15, 6-15, 15-1, 9-15
1992	FIRST ROUND (PROVO) vs. SANTA CLARA	W	15-4, 15-3, 16-14
	WEST REGIONAL SEMIFINAL (LOS ANGELES) vs. USC	W	15-5, 15-5, 13-15, 15-11
	WEST REGIONAL FINAL (LOS ANGELES) vs. UCLA	L	5-15, 8-15, 9-15
1993	FIRST ROUND (BYE)		
	SECOND ROUND (PROVO) vs. WASHINGTON STATE	W	15-6, 15-11, 15-4
	WEST REGIONAL SEMIFINAL (LOS ANGELES) vs. ARIZONA	W	15-8, 11-15, 15-9, 15-8
	WEST REGIONAL FINAL (LOS ANGELES) vs. UCLA	W	16-14, 17-15, 15-11
	NATIONAL SEMIFINAL (MADISON) vs. PENN STATE	L	13-15, 15-6, 14-16, 12-15
1994	FIRST ROUND (BYE)		
	SECOND ROUND (PROVO) vs. ARIZONA	L	15-10, 5-15, 4-15, 10-15
1995	FIRST ROUND (PROVO) vs. HOUSTON	W	15-5, 15-10, 15-8
	SECOND ROUND (EAST LANSING) vs. MICHIGAN STATE	L	7-15, 9-15, 7-15
1996	FIRST ROUND (BYE)		
	SECOND ROUND (PROVO) vs. WASHINGTON	W	15-7, 8-15, 15-8, 15-7
	MOUNTAIN REGIONAL SEMIFINAL (HONOLULU) vs. PACIFIC	W	15-7, 8-15, 15-4, 13-15, 15-13
	MOUNTAIN REGIONAL FINAL (HONOLULU) vs. HAWAII	L	10-15, 6-15, 6-15
1997	FIRST ROUND (BYE)		
	SECOND ROUND (PROVO) vs. MINNESOTA	W	15-8, 15-9, 15-11
	EAST REGIONAL SEMIFINAL (UNIVERSITY PARK) vs. TEXAS A&M	W	15-12, 7-15, 17-15, 13-15, 16-14
	EAST REGIONAL FINAL (UNIVERSITY PARK) vs. PENN STATE	L	0-15, 6-15, 6-15
1998	FIRST ROUND (PROVO) vs. COASTAL CAROLINA	W	15-1, 15-7, 15-3
	SECOND ROUND (PROVO) vs. KANSAS STATE	W	15-6, 15-10, 17-15
	CENTRAL REGIONAL SEMIFINAL (UNIVERSITY PARK) vs. PACIFIC	W	15-7, 15-5, 12-15, 16-14
	CENTRAL REGIONAL FINAL (UNIVERSITY PARK) vs. PENN STATE	L	16-18, 2-15, 10-15
1999	FIRST ROUND (PROVO) vs. PRINCETON	W	15-5, 15-5, 15-5
	SECOND ROUND (PROVO) vs. WISCONSIN	W	6-15, 15-10, 15-4, 15-9
	MIDWEST REGIONAL SEMIFINAL (STOCKTON) vs. FLORIDA	L	12-15, 8-15, 10-15
2000	FIRST ROUND (PROVO) vs. HOFSTRA	W	15-3, 15-10, 15-6
	SECOND ROUND (PROVO) vs. UTAH STATE	W	15-9, 15-10, 15-10
	CENTRAL REGIONAL SEMIFINAL (LINCOLN) vs. ARIZONA	L	6-15, 6-15, 9-15
2001	FIRST ROUND (SALT LAKE CITY) vs. UTAH STATE	L	26-30, 31-29, 23-30, 30-27, 14-16
2003	FIRST ROUND (HONOLULU) vs. NEW MEXICO STATE	W	30-17, 30-17, 30-27
	SECOND ROUND (HONOLULU) vs. HAWAII	L	19-30, 23-30, 22-30
2005	FIRST ROUND (LOS ANGELES) vs. PEPPERDINE	L	24-30, 28-30, 30-24, 28-30
2006	FIRST ROUND (LOS ANGELES) vs. UC SANTA BARBARA	W	27-30, 30-32, 30-27, 30-21, 15-12
	SECOND ROUND (LOS ANGELES) vs. USC	L	25-30, 37-39, 19-30
2007	FIRST ROUND (SEATTLE) vs. OLE MISS	W	30-27, 30-21, 30-24
	SECOND ROUND (SEATTLE) vs. WASHINGTON	W	30-28, 28-30, 25-30, 30-22, 15-13
	REGIONAL SEMIFINAL (UNIVERSITY PARK) vs. MIDDLE TENNESSEE ST.	W	30-28, 30-22, 34-32
	REGIONAL FINAL (UNIVERSITY PARK) vs. PENN STATE	L	23-30, 15-30, 18-30
2012	FIRST ROUND (PROVO) vs. NEW MEXICO STATE	W	25-8, 25-17, 25-14
	SECOND ROUND (PROVO) vs. OKLAHOMA	W	25-17, 25-21, 25-18
	REGION SEMIFINAL (OMAHA) vs. OREGON	L	23-25, 21-25, 25-22, 12-25
2013	FIRST ROUND (HONOLULU) vs. ARIZONA STATE	W	21-25, 25-22, 25-17, 24-26, 15-10
	SECOND ROUND (HONOLULU) vs. HAWAII	W	25-21, 25-17, 25-13
	REGION SEMIFINAL (LOS ANGELES) vs. USC	L	30-32, 13-25, 25-21, 16-25
2014	FIRST ROUND (TUCSON) vs. SETON HALL	W	25-16, 25-18, 25-17
	SECOND ROUND (TUCSON) vs. ARIZONA	W	22-25, 25-20, 25-23, 25-23
	REGION SEMIFINAL (SEATTLE) vs. FLORIDA STATE	W	25-20, 25-19, 19-25, 26-24
	REGION FINAL (SEATTLE) vs. NEBRASKA	W	25-21, 25-20, 25-21
	NATIONAL SEMIFINAL (OKLAHOMA CITY) vs. TEXAS	W	25-23, 25-16, 17-25, 26-24
	NATIONAL FINAL (OKLAHOMA CITY) vs. PENN STATE	L	21-25, 24-26, 14-25
2015	FIRST ROUND (PROVO) vs. OHIO	W	19-25, 25-23, 25-17, 26-24
	SECOND ROUND (PROVO) vs. WESTERN KENTUCKY	W	25-23, 25-17, 25-20
	REGION SEMIFINAL (LEXINGTON) vs. NEBRASKA	L	24-26, 17-25, 23-25
2016	FIRST ROUND (PROVO) vs. PRINCETON	W	25-22, 25-15, 25-23
	SECOND ROUND (PROVO) vs. UNLV	W	25-23, 25-21, 25-12
	REGION SEMIFINAL (AUSTIN) vs. TEXAS	L	23-25, 14-25, 26-24, 25-22, 14-16
2017	FIRST ROUND (PROVO) vs. AMERICAN	W	25-11, 25-17, 25-16
	SECOND ROUND (PROVO) vs. OREGON	W	25-20, 25-21, 25-19
	REGION SEMIFINAL (LEXINGTON) vs. KENTUCKY	L	25-20, 17-25, 25-22, 18-25, 9-15

**BYU NCAA TOURNAMENT RECORD BY ROUND**

FIRST ROUND	REGIONAL FINALS	OVERALL NCAA RECORD
20-5	2-8 (1985-87, 92-93, 96-98, 07, 14)	46-30
SECOND ROUND	CHAMPIONSHIP SEMIS	TOP NATIONAL FINISHES
13-4	1-1 (1993, 2014)	2014 (NCAA) - RUNNERS-UP
REGIONAL SEMIFINALS	CHAMPIONSHIP FINALS	1972 (AIAW) - RUNNERS-UP
10-11	0-1 (2014)	

**BYU'S NCAA ALL-TOURNAMENT PLAYERS**

<b>MARY LAKE</b>
2016 AUSTIN REGIONAL
<b>AMY BOSWELL</b>
2014 SEATTLE REGIONAL
<b>ALEXA GRAY</b>
2015 LEXINGTON REGIONAL
2014 CHAMPIONSHIPS
2014 SEATTLE REGIONAL
2013 LOS ANGELES REGIONAL
<b>JENNIFER HAMSON</b>
2014 CHAMPIONSHIPS
2014 SEATTLE REGIONAL (MVP)
2012 OMAHA REGIONAL
<b>CHELSEA GOODMAN</b>
2007 REGIONAL
<b>RACHEL DYER</b>
2007 REGIONAL
<b>AMY SCHLAUDER</b>
2007 REGIONAL
<b>NINA PUUKKONEN</b>
1998 CENTRAL REGIONAL
<b>KORIE ROGERS</b>
1998 CENTRAL REGIONAL
1997 EAST REGIONAL
<b>AMY STEELE GANT</b>
1997 EAST REGIONAL
1996 MOUNTAIN REGIONAL
<b>TUMUA MATU'U</b>
1993 WEST REGIONAL
<b>CHARLENE JOHNSON</b>
1993 CHAMPIONSHIPS
1993 WEST REGIONAL
1992 WEST REGIONAL
<b>DYLAN DUNCAN</b>
1988 WEST REGIONAL
1987 WEST REGIONAL
1986 WEST REGIONAL
<b>MARILISA SALMI</b>
1987 WEST REGIONAL
1986 WEST REGIONAL
<b>SARI VIRTANEN</b>
1986 WEST REGIONAL
<b>JILL SANDERS PLUMB</b>
1987 WEST REGIONAL
1985 WEST REGIONAL
<b>RAELYN HOGLUND</b>
1983 WEST REGIONAL
<b>LISA MOTES CONNOLLY</b>
1981 SOUTHWEST REGIONAL

**ALL-TIME NCAA TOURNAMENT APPEARANCES**

Ranking	Appearances	School
No. 1	37	PENN STATE
No. 1	37	STANFORD
No. 3	36	HAWAII
No. 3	36	NEBRASKA
No. 5	35	USC
No. 5	35	UCLA
No. 7	34	TEXAS
<b>No. 8</b>	<b>30</b>	<b>BYU</b>



## DIVISION I WINNINGEST TEAMS (through 2017)

## ALL-TIME BY PERCENTAGE

No.	Team	1st Year	Years	Won	Lost	Tied	Pct.
1	PENN STATE	1979	39	1,246	198	0	.863
2	HAWAII	1975	43	1,222	212	1	.852
3	NEBRASKA	1975	43	1,308	238	12	.846
4	FLORIDA	1984	34	980	196	0	.833
5	STANFORD	1976	42	1,117	255	4	.814
6	<b>BYU</b>	<b>1969</b>	<b>48</b>	<b>1,250</b>	<b>354</b>	<b>5</b>	<b>.779</b>

## ALL-TIME BY VICTORIES

No.	Team	1st Year	Years	Won	Lost	Tied	Pct.
1	NEBRASKA	1975	43	1,308	238	12	.846
2	UCLA	1970	48	1,291	377	0	.774
<b>T-3</b>	<b>BYU</b>	<b>1969</b>	<b>49</b>	<b>1,250</b>	<b>354</b>	<b>5</b>	<b>.779</b>
T-3	MISSOURI STATE	1972	46	1,250	494	21	.717
5	PENN STATE	1979	39	1,246	198	0	.863
6	HAWAII	1975	43	1,222	212	1	.852

## LAST FIVE YEARS BY PERCENTAGE

No.	Team	Won	Lost	Pct.
1	TEXAS	139	16	.887
2	PENN STATE	155	23	.871
3	WASHINGTON	147	22	.870
4	FLORIDA	138	21	.868
5	WESTERN KENTUCKY	150	23	.867
<b>T-6</b>	<b>BYU</b>	<b>141</b>	<b>23</b>	<b>.860</b>
T-6	COLORADO STATE	135	22	.860

## LAST FIVE YEARS BY WINS

No.	Team	Won	Lost	Pct.
1	PENN STATE	155	23	.871
2	WESTERN KENTUCKY	150	23	.867
3	WASHINGTON	147	22	.870
4	NEBRASKA	144	28	.837
<b>T-5</b>	<b>BYU</b>	<b>141</b>	<b>23</b>	<b>.860</b>
T-5	AMERICAN	141	33	.810

## ALL-TIME FINAL AVCA RANKINGS

1982	No. 13	1991	No. 9	2000	No. 13	2009	N/A
1983	No. 8	1992	No. 8	2001	No. 22	2010	N/A
1984	No. 15	1993	No. 4	2002	N/A	2011	N/A
1985	No. 14	1994	No. 8	2003	N/A	2012	No. 12
1986	No. 1	1995	No. 23	2004	N/A	2013	No. 13
1987	No. 4	1996	No. 8	2005	N/A	2014	No. 3
1988	No. 12	1997	No. 7	2006	No. 20	2015	No. 11
1989	N/A	1998	No. 6	2007	No. 12	2016	No. 8
1990	No. 12	1999	No. 13	2008	N/A	2017	No. 9

## BYU'S ALL-TIME CONFERENCE FINISHES

1969	14-0 (1st)	1982	10-0 (1st)	1995	11-3 (2nd)	2008	7-9 (6th)
1970	8-0 (1st)	1983	9-1 (1st)	1996	15-1 (1st)	2009	9-7 (5th)
1971	8-0 (1st)	1984	9-3 (F-2nd)	1997	13-1 (1st)	2010	9-7 (4th)
1972	8-0 (1st)	1985	10-2 (2nd)	1998	13-1 (F-1st)	2011	10-6 (F-3rd)
1973	8-0 (1st)	1986	12-0 (1st)	1999	13-1 (1st)	2012	13-3 (F-1st)
1974	11-1 (1st)	1987	11-1 (1st)	2000	13-6 (2nd)	2013	15-3 (2nd)
1975	13-0 (1st)	1988	9-3 (F-2nd)	2001	10-4 (3rd)	2014	16-2 (1st)
1976	12-0 (1st)	1989	10-2 (F-2nd)	2002	7-7 (4th)	2015	16-2 (1st)
1977	12-0 (1st)	1990	9-1 (1st)	2003	10-4 (3rd)	2016	16-2 (1st)
1978	9-3 (3rd)	1991	10-2 (2nd)	2004	9-5 (3rd)	2017	17-1 (F-1st)
1979	8-2 (2nd)	1992	14-0 (1st)	2005	14-2 (1st)		
1980	8-2 (2nd)	1993	14-0 (1st)	2006	13-3 (2nd)		
1981	10-0 (1st)	1994	13-1 (1st)	2007	18-4 (F-2nd)		

## BYU IN THE NCAA RECORD BOOK (through 2016)

## INDIVIDUAL SINGLE-SEASON RECORDS

Category - Total	Ranking	Player	Sets	Season
ASSISTS - 2,026	No. 1	TAMI HAMILTON	157	1984
KILLS PER SET - 5.24 (582)	No. 17	ALEXA GRAY	111	2015
HITTING % - .444	No. 13	LINDSY HARTSOCK	107	2005
TOTAL BLOCKS (30-P) - 205	No. 11	LINDSY HARTSOCK	110	2004
TOTAL BLOCKS (25-P) - 229	No. 1	WHITNEY YOUNG	121	2014
TOTAL BLOCKS (25-P) - 203	No. 7	AMY BOSWELL	121	2014
TOTAL BLOCKS (25-P) - 202	No. 8	NICOLE WARNER	112	2012
BLOCKS PER SET (30-P) - 1.86	No. 10	LINDSY HARTSOCK	110	2004
BLOCKS PER SET (25-P) - 1.89	No. 1	WHITNEY YOUNG	121	2014
BLOCKS PER SET (25-P) - 1.80	No. 4	NICOLE WARNER	112	2012
BLOCKS PER SET (25-P) - 1.68	No. 9	AMY BOSWELL	121	2014

## INDIVIDUAL CAREER RECORDS

Category - Total	Ranking	Player	Sets	Seasons
ASSISTS - 5,975	No. 25	ANNA-LENA SMITH	461	1996-99
ACES PER SET - .675	No. 20	SARI VIRTANEN	283	1985-86
MATCHES PLAYED - 162	No. 7	DYLAN DUNCAN		1985-88

## ANNUAL INDIVIDUAL CHAMPIONS

Category - Total	Player	Sets	Season
BLOCKS PER SET - 2.17	NINA PUIKKONEN	107	1998
BLOCKS PER SET - 1.89	WHITNEY YOUNG	121	2014

## TEAM SINGLE-SEASON RECORDS

Category - Total	Ranking	Sets	Season
KILLS - 2,451	No. 9	157	1984
KILLS - 2,397	No. 12	156	1985
KILLS - 2,332	No. 17	148	1986
HITTING % (25-P) - .311	No. 18	112	2012
ASSISTS - 2,225	No. 5	157	1984
TOTAL BLOCKS (25-P) - 465.5	No. 1	121	2014
BLOCKS PER SET (25-P) - 3.85	No. 1	121	2014

## TEAM SINGLE-MATCH RECORDS

Category - Total	Ranking	Match	Date
KILLS, THREE-SETS - 83	No. 14	BYU vs. STANFORD	12/12/86
ATTACKS, THREE-SETS - 212	No. 8	BYU vs. UTAH	11/6/91
HITTING %, FOUR-SETS - .456	No. 14	BYU vs. TOLEDO	9/4/99
HITTING %, FOUR-SETS - .455	No. 15	BYU vs. SAN FRANCISCO	10/2/14
ASSISTS, THREE-SETS - 79	No. 10	BYU vs. STANFORD	12/12/86
DIGS, THREE-SETS - 130	No. 2	BYU vs. UTAH	11/6/91

## ANNUAL TEAM CHAMPIONS

Category - Total	Sets	Season
BLOCKS PER SET - 3.85	121	2014

## MISCELLANEOUS

Category - Total	Match	Date	Ranking
POINTS SCORED, FIVE-SETS - 86	HAWAII vs. BYU	11/28/98	No. 2
LONGEST MATCH - 3:38	HAWAII vs. BYU	11/28/98	No. 1
POINTS SCORED, SINGLE SET - 24	HAWAII vs. BYU	11/28/98	No. 6

Category - Total	Seasons	Ranking
CONSECUTIVE WINNING SEASONS - 21	1981-01	No. 13
CONSECUTIVE NON-LOSING SEASONS - 21	1981-01	No. 16

Volleyball Box Score  
The Automated ScoreBook  
Utah Valley vs #8 BYU (Aug 18, 2018 at Provo, Utah)

#	Utah Valley	S	Attack				Pct	Ast	Serve			Block			Pts
			K	E	TA	RE			SA	SE	RE	DS	BS	BA	
7	Wardle, Masi	2	0	0	0	.000	8	1	3	0	7	0	0	0	1.0
8	Jarema, Makaila	3	4	1	11	.273	0	0	0	0	1	6	0	0	7.0
9	Tarawhiti, Kazna	3	7	3	35	.000	1	0	0	0	7	0	0	0	7.0
12	Niutupuivaha, Jasmin	3	2	3	7	-.143	0	0	0	0	0	2	0	0	3.0
16	Allred, Kristen	3	9	4	25	.200	0	0	2	0	6	0	2	0	10.0
18	Downs, Kaili	3	6	3	18	.167	0	0	0	1	1	4	0	0	9.0
2	Vincent, Abbie	3	0	0	0	.000	0	1	0	1	6	0	0	0	1.0
4	Ward, Brynny	1	0	0	0	.000	0	0	1	0	0	0	0	0	0.0
6	Merrill, Seren	3	0	1	1	-.000	0	0	0	0	6	0	0	0	1.0
13	Funk Stratton, Jaysa	2	0	0	0	.000	7	0	0	0	4	0	0	0	0.0
14	Martensen, BriAnne	2	0	0	0	.000	8	0	0	0	3	0	0	0	0.0
15	Davies, Alexis	3	0	0	8	.000	0	0	0	0	4	0	2	0	1.0
Totals		3	28	19	105	.086	24	2	6	1	45	1	16	2	39.0

Team Attack By Set

Set	K	E	TA	Pct	Sideout	Pct
1	12	7	41	.122	13-26	50%
2	8	6	32	.062	14-25	56%
3	8	6	32	.062	11-24	45%
Totals					38-75	60%

TOTAL TEAM BLOCKS: 9.0

SET SCORES: 1 2 3  
Utah Valley (0) 25 22 20  
BYU (3) 27 25 25

#	BYU	S	Attack				Pct	Ast	Serve			Block			Pts	
			K	E	TA	RE			SA	SE	RE	DS	BS	BA		BE
2	GNETTING, Heather	3	7	5	22	.091	1	0	2	0	3	2	3	1	10.5	
7	HADDOCK-EPPICH, Lynd	3	2	1	5	.200	43	1	1	0	5	0	2	0	4.0	
12	JONES-PERRY, Roni	3	20	8	42	.286	0	0	1	1	6	0	1	1	20.5	
14	MILLER, McKenna	3	8	8	21	.000	0	0	2	0	2	0	1	0	8.5	
20	LYMAN, Riley	3	0	1	1	-.000	0	0	0	0	5	0	0	0	0.0	
24	ESCHENBERG, Kennedy	2	1	1	7	.000	0	0	0	0	0	2	0	0	2.0	
8	ROBINSON, Madi	2	5	3	17	.118	0	0	0	0	1	0	1	0	5.5	
9	MARTINDALE, Sydney	3	0	0	0	.000	1	0	0	0	4	0	0	0	1.0	
11	HADDOCK, Lacy	2	4	0	11	.364	0	0	1	0	4	0	1	0	4.5	
13	STETLER, Danelle	3	1	0	2	.500	1	0	0	1	5	0	0	0	1.0	
16	MOFAT, Kiani	1	0	0	0	.000	0	0	1	0	1	0	0	0	0.0	
18	STAPLETON, Allison	1	1	1	2	.000	0	0	0	0	0	1	0	0	1.5	
18	LAKE, Mary	3	0	0	0	.000	1	0	0	0	15	0	0	0	0.0	
Totals		3	49	28	130	.162	47	1	8	2	51	2	12	2	1	58.0

Team Attack By Set

Set	K	E	TA	Pct	Sideout	Pct
1	17	11	47	.128	14-26	53%
2	17	8	42	.214	14-22	63%
3	15	9	41	.146	12-21	57%
Totals					40-69	67%

TOTAL TEAM BLOCKS: 8.0

Site: Provo, Utah (Smith Fieldhouse)  
Date: Aug 18, 2018 Attend: Time:  
Referees:

SET SCORES: 1 2 3 Total  
Tie scores 12 7 3 22  
Lead change 6 1 3 10

Volleyball Box Score  
The Automated ScoreBook  
#8 BYU vs Duke (Aug 22, 2018 at Durham, N.C.)

#	BYU	S	Attack				Pct	Ast	Serve			Block			Pts	
			K	E	TA	RE			SA	SE	RE	DS	BS	BA		BE
2	GNETTING, Heather	3	11	2	23	.391	0	0	1	0	1	0	3	0	12.5	
6	HADDOCK-EPPICH, Lynd	3	3	0	6	.500	38	0	1	0	5	0	3	1	4.5	
11	HADDOCK, Lacy	3	3	1	14	.143	0	0	1	0	6	0	3	0	4.5	
12	JONES-PERRY, Roni	3	8	8	32	.000	0	1	0	3	5	0	1	0	9.5	
14	MILLER, McKenna	3	14	1	29	.448	0	0	1	0	1	0	0	0	14.0	
24	ESCHENBERG, Kennedy	3	6	0	10	.600	0	0	0	0	0	0	4	0	8.0	
6	LEWIS-BUSHMAN, Emily	1	0	0	1	.000	0	0	0	0	0	0	0	0	0.0	
9	MARTINDALE, Sydney	3	0	0	0	.000	1	0	0	0	5	0	0	0	0.0	
18	LAKE, Mary	3	0	0	0	.000	3	0	0	0	24	0	0	0	1.0	
20	LYMAN, Riley	3	0	0	0	.000	0	0	0	0	1	0	0	0	0.0	
Totals		3	45	12	115	.287	42	1	4	3	48	0	14	1	2	53.0

Team Attack By Set

Set	K	E	TA	Pct	Sideout	Pct
1	16	5	43	.256	13-23	56%
2	15	3	37	.324	12-19	63%
3	14	4	35	.286	12-17	70%
Totals					37-69	62%

TOTAL TEAM BLOCKS: 7.0

SET SCORES: 1 2 3 Team Records:  
BYU (3) 25 25 25 1-0  
Duke (0) 22 19 16 0-1

#	Duke	S	Attack				Pct	Ast	Serve			Block			Pts
			K	E	TA	RE			SA	SE	RE	DS	BS	BA	
4	Lily Cooper	3	0	1	6	-.167	0	0	0	0	0	0	1	0	0.5
7	Leah Meyer	3	7	1	12	.500	1	1	2	0	2	1	1	1	9.5
8	Ade Owokoriran	3	12	7	31	.161	0	0	0	0	0	0	0	0	12.0
11	Payton Schwartz	3	6	4	22	.091	0	0	1	1	12	0	0	0	6.0
16	Andie Shelton	3	4	3	17	.059	15	2	3	0	10	0	1	0	6.5
17	Samantha Amos	1	1	2	8	-.125	0	0	0	0	0	1	1	0	1.5
1	Kelli Kalinoski	3	0	0	0	.000	1	0	0	0	11	0	0	0	0.0
2	Jessi Bartholomew	3	5	2	14	.214	0	0	0	0	1	0	0	0	5.0
6	Mackenzie Cole	3	0	0	0	.000	1	0	0	0	10	0	0	0	0.0
9	Haley Seyfarth	3	0	0	0	.000	18	0	1	0	1	0	0	0	0.0
12	Summer Brown	2	1	1	3	.000	0	0	0	0	0	0	0	0	1.0
Totals		3	36	21	113	.133	36	3	7	1	47	1	4	2	42.0

Team Attack By Set

Set	K	E	TA	Pct	Sideout	Pct
1	14	7	40	.175	12-24	50%
2	13	8	40	.125	12-25	47%
3	9	6	33	.091	11-24	45%
Totals					35-73	47%

TOTAL TEAM BLOCKS: 3.0

Site: Durham, N.C. (Cameron)  
Date: Aug 22, 2018 Attend: 2159 Time: 1:29  
Referees:

SET SCORES: 1 2 3 Total  
Tie scores 3 8 5 16  
Lead change 2 3 2 7

Volleyball Box Score  
The Automated ScoreBook  
#8 BYU vs Duke (Aug 25, 2018 at Durham, N.C.)

#	BYU	S	Attack				Pct	Ast	Serve			Block			Pts
			K	E	TA	RE			SA	SE	RE	DS	BS	BA	
2	GNETTING, Heather	4	5	5	15	.000	0	1	2	0	0	0	2	0	7.0
6	HADDOCK-EPPICH, Lynd	4	1	1	3	.000	46	0	1	0	8	0	2	0	2.0
11	HADDOCK, Lacy	2	2	1	9	.111	0	0	0	0	1	0	0	0	2.0
12	JONES-PERRY, Roni	2	3	6	17	-.176	0	1	0	0	2	0	1	1	4.5
14	MILLER, McKenna	4	13	6	34	.206	0	1	0	0	4	0	1	0	14.0
24	ESCHENBERG, Kennedy	4	13	1	23	.522	0	0	0	1	0	5	0	0	15.5
8	ROBINSON, Madi	4	12	0	19	.632	0	0	0	0	3	0	2	0	13.0
9	MARTINDALE, Sydney	4	0	0	0	.000	0	0	0	1	6	0	0	0	0.0
18	STETLER, Danelle	4	8	2	16	.375	0	0	0	5	2	0	0	0	9.0
15	MOFAT, Kiani	2	0	1	1	-.000	6	0	0	0	0	0	0	0	0.0
16	STAPLETON, Allison	1	0	0	0	.000	0	0	0	0	0	0	0	0	0.0
18	LAKE, Mary	4	0	0	0	.000	4	0	1	1	19	0	0	0	0.0
20	LYMAN, Riley	4	0	0	0	.000	0	0	0	1	4	0	0	0	0.0
Totals		4	57	23	137	.248	56	3	4	4	53	0	14	4	67.0

Team Attack By Set

Set	K	E	TA	Pct	Sideout	Pct
1	12	11	38	.026	11-24	45%
2	13	3	32	.312	13-20	64%
3	15	4	33	.333	14-22	63%
4	17	5	34	.353	13-18	72%
Totals					51-64	60%

TOTAL TEAM BLOCKS: 7.0

SET SCORES: 1 2 3 4 Team Records:  
BYU (3) 16 25 25 25 2-0  
Duke (1) 25 19 22 17 0-2

#	Duke	S	Attack				Pct	Ast	Serve			Block			Pts
			K	E	TA	RE			SA	SE	RE	DS	BS	BA	
2	Jessi Bartholomew	2													

**Volleyball Box Score**  
**The Automated ScoreBook**  
**#1 Stanford vs #9 BYU (Aug 31, 2018 at Provo, Utah)**

#	Stanford	S	Attack				Pct	Ass	Serve			Block			Pts	
			K	E	TA	TA			SA	SE	RE	Digs	BS	BA		BE
1	Gray, Jenna	5	1	1	7	.000	53	0	0	0	6	1	3	1	0	3.5
2	Plummer, Kathryn	5	21	12	51	.176	1	1	2	1	4	0	4	0	0	24.0
3	Campbell, Holly	5	7	5	18	.111	1	0	0	0	1	0	6	1	0	10.0
4	McClure, Meghan	5	12	6	34	.176	0	1	2	2	12	0	4	0	0	15.0
5	Alade, Tarrá	5	8	4	17	.235	0	0	0	0	0	0	8	1	0	12.0
6	Formico, Kate	5	0	0	0	.000	1	0	4	1	7	0	0	0	0	0.0
7	Hentz, Morgan	5	0	0	0	.000	2	0	1	1	14	0	0	0	0	0.0
8	Fitzmorris, Audriana	5	13	3	26	.385	0	0	0	0	1	0	4	2	0	15.0
9	Wilson, Sidney	5	0	0	0	.000	0	3	2	0	0	0	0	0	0	3.0
Totals		5	62	31	153	.203	58	5	11	5	45	1	29	5	0	82.5

**Team Attack By Set**

Set	K	E	TA	Pct	Sideout	Pct
1	13	7	33	.182	14-24	58%
2	14	8	39	.154	14-25	56%
3	10	7	28	.107	13-21	61%
4	17	4	33	.394	15-21	71%
5	8	5	20	.150	8-14	57%

**SET SCORES** 1 2 3 Team Records:  
Stanford (2) 22 20 25 25 11 2-1  
BYU (3) 25 25 21 20 15 4-0

TOTAL TEAM BLOCKS: 15.5

#	BYU	S	Attack				Pct	Ass	Serve			Block			Pts	
			K	E	TA	TA			SA	SE	RE	Digs	BS	BA		BE
2	GNETTING, Heather	5	9	5	24	.167	0	0	2	0	0	0	10	0	0	14.0
6	HADDOCK-EPPICH, Lynd	5	2	0	3	.667	48	0	0	0	7	0	5	0	1	4.5
9	MARTINDALE, Sydnie	5	0	0	0	.000	0	2	0	0	5	0	0	0	0	2.0
12	JONES-PERRY, Roni	5	20	5	44	.341	1	2	3	1	10	1	4	0	0	25.0
14	MILLER, McKenna	5	15	9	39	.154	0	1	3	0	2	0	2	0	0	17.0
24	ESCHENBERG, Kennedy	5	7	2	13	.385	1	0	0	0	0	0	3	0	0	8.5
8	ROBINSON, Madi	2	2	2	6	.000	2	0	0	0	1	0	2	0	0	3.0
11	HADDOCK, Lacy	4	3	2	11	.091	0	0	0	0	0	0	0	0	0	3.0
18	STETLER, Danelle	5	0	0	1	.000	1	0	0	3	2	0	0	0	0	0.0
15	MOEAT, Kiani	2	0	0	0	.000	0	0	1	0	1	0	0	0	0	0.0
18	LAKE, Mary	5	0	0	0	.000	4	0	0	1	18	0	0	0	0	0.0
Totals		5	58	25	141	.234	57	5	9	5	46	1	26	0	1	77.0

**Team Attack By Set**

Set	K	E	TA	Pct	Sideout	Pct
1	13	6	30	.233	15-23	65%
2	12	3	29	.310	14-20	69%
3	13	7	32	.188	13-25	51%
4	12	7	32	.156	14-24	58%
5	8	2	18	.333	9-12	75%

**SET SCORES** 1 2 3 Team Records:  
Stanford (2) 22 20 25 25 11 2-1  
BYU (3) 25 25 21 20 15 4-0

Site: Provo, Utah (Smith Fieldhouse)  
Date: Aug 31, 2018 Attend: 3389 Time: 2h 26m  
Referees: Patsy Malta, Mike Farris  
Line judges: Amy Swenson, NM, RM, SB, MA, JA

TOTAL TEAM BLOCKS: 14.0

Tie scores 4 0 8 9 8 25  
Lead change 0 0 4 6 5 19

**Volleyball Box Score**  
**The Automated ScoreBook**  
**Wichita State vs #9 BYU (Sep 01, 2018 at Provo, Utah)**

#	Wichita State	S	Attack				Pct	Ass	Serve			Block			Pts	
			K	E	TA	TA			SA	SE	RE	Digs	BS	BA		BE
4	KAULING, Kara	1	0	0	0	.000	1	0	1	0	0	0	0	0	0	0.0
5	PUGH, Abby	3	3	1	9	.222	0	0	0	0	0	0	0	0	0	3.0
6	WRIGHT, Emma	2	3	0	9	.333	0	0	0	0	0	0	0	4	0	5.0
9	KOON, Alex	3	4	3	13	.077	0	0	1	3	2	0	2	0	0	5.0
10	BROWN, Tabitha	3	8	5	23	.130	0	2	1	1	3	0	0	0	0	10.0
21	TAFLINGER, Megan	3	3	2	10	.100	0	0	1	0	2	0	2	0	0	4.0
1	ROBERTS, Jordan	3	1	0	1	1.000	6	1	3	1	7	0	0	0	0	2.0
7	BURKEN, Grace	3	4	2	14	.143	0	0	0	0	0	0	0	0	0	4.0
8	EAKEN, Kali	3	1	0	2	.500	13	0	0	0	2	0	0	0	0	1.0
12	STAWALT, Regan	1	1	4	7	-.429	0	0	0	0	0	0	0	0	0	1.0
16	BROWN, Kara	1	0	0	0	.000	0	0	0	0	0	0	0	0	0	0.0
19	CIVITA, Giorgia	3	0	0	0	.000	6	0	0	2	5	0	0	0	0	0.0
Totals		3	28	17	88	.125	26	3	7	7	25	0	8	2	0	35.0

**Team Attack By Set**

Set	K	E	TA	Pct	Sideout	Pct
1	7	6	28	.036	11-24	45%
2	7	9	28	-.071	9-25	36%
3	14	2	32	.375	13-24	54%

**SET SCORES** 1 2 3 Team Records:  
Wichita State (0) 16 12 20 4-2  
BYU (3) 25 25 25 5-0

TOTAL TEAM BLOCKS: 4.0

#	BYU	S	Attack				Pct	Ass	Serve			Block			Pts	
			K	E	TA	TA			SA	SE	RE	Digs	BS	BA		BE
2	GNETTING, Heather	3	3	1	7	.286	1	0	1	0	0	0	4	1	0	5.0
6	HADDOCK-EPPICH, Lynd	3	2	0	2	1.000	29	1	0	0	12	0	2	0	0	4.0
9	MARTINDALE, Sydnie	3	0	0	0	.000	1	2	1	1	1	0	0	0	0	2.0
12	JONES-PERRY, Roni	3	16	1	22	.682	1	1	3	0	8	0	2	0	0	18.0
18	STETLER, Danelle	2	0	0	0	.000	1	0	0	1	1	0	0	0	0	0.0
24	ESCHENBERG, Kennedy	3	4	1	9	.333	1	0	0	0	0	0	4	1	0	6.0
1	BALLARD, Taylen	1	1	0	2	.500	0	0	0	0	0	0	0	0	0	1.0
3	ROBINSON, Madi	3	5	1	8	.500	0	0	0	0	0	0	1	0	0	6.0
8	TAUSINGA, Taylor	1	0	0	0	.000	1	0	0	0	0	0	0	0	0	0.0
14	MILLER, McKenna	3	12	6	33	.182	0	2	1	1	1	0	2	0	0	15.0
15	MOEAT, Kiani	3	0	0	0	.000	0	0	0	0	0	0	0	0	0	0.0
18	LAKE, Mary	3	0	0	0	.000	7	1	0	0	13	0	0	0	0	1.0
20	LYMAN, Riley	1	0	0	0	.000	0	0	0	0	0	0	0	0	0	0.0
Totals		3	43	10	83	.398	42	7	6	3	38	0	16	2	0	58.0

**Team Attack By Set**

Set	K	E	TA	Pct	Sideout	Pct
1	15	5	30	.333	12-17	70%
2	11	2	23	.391	9-12	75%
3	17	3	30	.467	14-21	66%

**SET SCORES** 1 2 3 Team Records:  
Wichita State (0) 16 12 20 4-2  
BYU (3) 25 25 25 5-0

Site: Provo, Utah (Smith Fieldhouse)  
Date: Sep 01, 2018 Attend: 2231 Time: 1h 18m  
Referees: Patsy Malta, Mike Farris  
Line judges: Alyssa Keakaoua, NM, RM, SB, HA, DL

TOTAL TEAM BLOCKS: 8.0

Tie scores 2 3 10 15  
Lead change 0 1 4 5

**Volleyball Box Score**  
**The Automated ScoreBook**  
**#3 BYU vs #10 USC (Sep 07, 2018 at Milwaukee, Wis.)**

#	BYU	S	Attack				Pct	Ass	Serve			Block			Pts	
			K	E	TA	TA			SA	SE	RE	Digs	BS	BA		BE
6	HADDOCK-EPPICH, Lynd	3	4	0	7	.571	34	1	0	0	11	0	3	0	1	6.5
9	MARTINDALE, Sydnie	3	0	0	1	.000	2	0	1	0	2	0	0	0	0	0.0
12	JONES-PERRY, Roni	3	26	3	52	.442	1	0	0	1	3	0	2	2	0	27.0
13	STETLER, Danelle	3	0	0	1	.000	2	0	0	0	10	0	0	0	0	0.0
16	MOEAT, Kiani	3	0	0	0	.000	0	3	0	0	4	0	0	0	0	3.0
24	ESCHENBERG, Kennedy	3	6	2	18	.222	1	0	0	0	0	0	2	0	0	7.0
2	GNETTING, Heather	3	2	1	7	.143	0	0	0	0	3	1	3	1	0	4.5
3	ROBINSON, Madelyn	1	0	1	3	-.333	0	0	0	0	0	0	0	1	0	0.0
11	HADDOCK, Lacy	3	1	1	12	.000	0	0	0	0	5	0	0	0	0	1.0
14	MILLER, McKenna	3	8	2	27	.222	0	5	0	1	5	0	0	0	0	13.0
18	LAKE, Mary	3	0	0	1	.000	6	0	1	0	15	0	0	0	0	0.0
Totals		3	47	10	129	.287	46	9	2	2	58	1	10	4	1	62.0

**Team Attack By Set**

Set	K	E	TA	Pct	Sideout	Pct
1	17	5	57	.211	18-28	64%
2	15	5	37	.270	14-21	66%
3	15	0	35			

**Volleyball Box Score**  
**The Automated ScoreBook**  
**#3 BYU vs #25 Marquette (Sep 08, 2018 at Milwaukee, Wis.)**

#	BYU	S	Attack				Pct	Ast	Serve			Block				Pts
			K	E	TA	Pct			SA	SE	RE	Dig	BS	BA	BE	
2	GNETTING, Heather	4	9	1	14	.571	0	2	0	0	0	1	4	0	0	14.0
6	HADDOCK-EPPICH, Lynd	4	4	0	10	.400	56	0	0	0	4	0	3	0	1	5.5
9	MARTINDALE, Sydnie	4	0	0	0	.000	4	0	3	1	7	0	0	0	0	0.0
12	JONES-PERRY, Roni	4	23	9	55	.255	1	3	2	1	7	0	2	0	0	27.0
14	MILLER, McKenna	4	16	2	32	.438	1	0	2	1	4	0	2	0	0	17.0
24	ESCHENBERG, Kennedy	4	5	3	15	.133	0	0	0	0	3	5	0	0	0	10.5
8	ROBINSON, Madelyn	4	5	2	14	.214	0	0	0	0	2	0	2	0	0	6.0
13	STETLER, Danelle	4	1	0	1	.000	0	0	0	1	6	0	0	0	0	1.0
16	MOEAT, Kiari	4	0	0	0	.000	0	0	0	0	0	0	0	0	0	0.0
18	LAKE, Mary	4	2	0	2	1.000	1	0	1	0	26	0	0	0	0	2.0
Totals		4	65	17	143	.336	63	5	10	4	56	4	18	0	1	83.0

**Team Attack By Set**

Set	K	E	TA	Pct	Sidout	Pct
1	17	5	35	.343	14-25	56%
2	19	3	41	.390	15-22	68%
3	11	6	35	.143	16-21	76%
4	18	3	32	.469	11-14	78%

**SET SCORES**

	1	2	3	4	Team Records:
BYU (3)	23	25	25	25	8-0
Marquette (1)	25	22	20	14	6-2

**TOTAL TEAM BLOCKS: 13-0**

#	Marquette	S	Attack				Pct	Ast	Serve			Block				Pts
			K	E	TA	Pct			SA	SE	RE	Dig	BS	BA	BE	
6	SPECKMAN, Lauren	4	0	0	1	.000	27	0	2	0	4	0	0	0	0	0.0
8	WERCH, Hope	4	9	3	21	.286	1	0	0	1	3	0	3	0	0	10.5
9	ROSENTHAL, Jenna	4	8	4	15	.250	1	1	1	0	3	0	5	0	0	11.5
10	BARBER, Allie	4	16	6	42	.238	0	0	0	0	1	0	2	0	0	17.0
18	HAAK, Anna	4	9	4	24	.208	0	2	0	1	11	1	1	0	0	12.5
23	ORF, Elizabeth	4	4	2	13	.154	0	0	0	0	0	2	1	0	0	5.0
4	ROSE, Sarah	4	0	1	2	.500	14	1	1	0	3	0	0	0	0	1.0
7	KONOVODOFF, Martha	4	0	0	0	.000	5	0	2	1	23	0	0	0	0	0.0
12	MOSHER, Madeline	4	3	2	15	.067	0	0	0	3	0	1	0	0	0	3.5
17	SCHOSSOW, Katie	1	0	0	0	.000	0	0	0	1	0	0	0	0	0	0.0
Team											1					
Totals		4	49	22	134	.201	48	4	6	5	51	1	14	1	0	61.0

**Team Attack By Set**

Set	K	E	TA	Pct	Sidout	Pct
1	17	4	34	.382	14-23	60%
2	12	4	30	.211	15-25	60%
3	12	8	32	.125	15-24	62%
4	8	6	30	.067	11-25	43%

**SET SCORES**

	1	2	3	4	Total
BYU (3)	23	25	25	25	8-0
Marquette (1)	25	22	20	14	6-2

**Tie scores** 6 2 11 0 19  
**Lead change** 3 2 6 0 11

Site: Milwaukee, Wis. (Al McGuire Center)  
 Date: Sep 08, 2018 Attend: 1491 Time: 1:54  
 Referees: Dean Hoskin, Paul Albright

**Volleyball Box Score**  
**The Automated ScoreBook**  
**#24 Utah vs #1 BYU (Sep 13, 2018 at Provo, Utah)**

#	Utah	S	Attack				Pct	Ast	Serve			Block				Pts
			K	E	TA	Pct			SA	SE	RE	Dig	BS	BA	BE	
1	Drews, Dani	3	11	6	28	.179	0	2	0	0	2	0	2	0	0	14.0
4	Koerber, Kenzie	3	5	0	10	.500	0	0	1	0	1	0	1	0	0	5.5
6	Gauta, Lauqa	3	5	6	20	-.050	0	1	2	1	6	0	0	1	0	6.0
8	Choy, Bailey	3	0	3	5	-.600	21	1	0	0	8	0	0	0	0	1.0
18	Sproule, Lauren	3	4	0	7	.571	0	0	0	0	0	0	2	0	0	5.0
19	Grace, Phoebe	3	2	0	12	.167	0	0	1	0	0	0	1	0	0	2.5
2	Lauqero, Taylor	3	0	0	0	.000	0	0	1	0	1	0	0	0	0	0.0
9	Ka'aha'aina-Torres,	2	0	0	0	.000	6	0	1	0	1	0	0	1	0	0.0
18	Windisch, Kinqa	3	0	0	0	.000	0	0	1	0	0	0	0	0	0	0.0
14	Yett, Megan	2	3	0	8	.375	0	0	0	1	0	0	0	0	0	3.0
17	Doehmann, Brianna	3	0	0	0	.000	2	0	1	3	4	0	0	0	0	0.0
Totals		3	30	15	90	.167	29	4	10	5	23	0	6	2	1	37.0

**Team Attack By Set**

Set	K	E	TA	Pct	Sidout	Pct
1	13	7	32	.188	12-24	50%
2	10	5	31	.161	13-25	51%
3	7	3	27	.148	13-24	54%

**SET SCORES**

	1	2	3	Team Records:
Utah (0)	20	14	17	7-3
BYU (3)	25	25	25	9-0

**TOTAL TEAM BLOCKS: 3-0**

#	BYU	S	Attack				Pct	Ast	Serve			Block				Pts
			K	E	TA	Pct			SA	SE	RE	Dig	BS	BA	BE	
2	GNETTING, Heather	3	7	0	11	.636	31	0	1	0	1	1	0	0	0	8.5
6	HADDOCK-EPPICH, Lynd	3	3	1	5	.400	0	0	0	0	10	0	3	0	1	4.5
9	MARTINDALE, Sydnie	3	0	0	0	.000	2	0	2	4	0	0	0	0	0	0.0
12	JONES-PERRY, Roni	3	13	4	27	.333	0	1	2	0	4	0	1	0	0	14.5
18	STETLER, Danelle	3	0	0	1	.000	2	0	0	1	3	0	0	0	0	0.0
24	ESCHENBERG, Kennedy	3	9	1	13	.615	0	0	0	0	0	0	4	0	0	11.0
8	ROBINSON, Madelyn	3	4	1	8	.375	0	0	0	0	2	0	1	1	0	4.5
14	MILLER, McKenna	3	8	2	17	.353	0	2	1	0	2	0	0	0	0	10.0
16	MOEAT, Kiari	2	0	0	0	.000	0	1	0	0	0	0	0	0	0	1.0
18	LAKE, Mary	3	0	0	0	.000	4	0	1	1	12	0	0	0	0	0.0
Totals		3	44	9	82	.427	40	5	5	4	39	0	10	1	1	54.0

**Team Attack By Set**

Set	K	E	TA	Pct	Sidout	Pct
1	14	3	29	.379	13-21	61%
2	15	2	26	.500	13-14	92%
3	15	4	27	.407	14-18	77%

**SET SCORES**

	1	2	3	Total
Utah (0)	20	14	17	7-3
BYU (3)	25	25	25	9-0

**Tie scores** 5 0 7 12  
**Lead change** 2 0 3 5

Site: Provo, Utah (Smith Fieldhouse)  
 Date: Sep 13, 2018 Attend: 5472 Time: 1h 26m  
 Referees: Les Calles, Mike Farrish  
 Line judges: Amy Swenson, NM, RM, JA, MA, SB

**Volleyball Box Score**  
**BYU vs Weber State (Sep 15, 2018 at Ogden, UT)**

#	BYU	S	Attack				Pct	Ast	Serve			Block				Pts
			K	E	TA	Pct			SA	SE	RE	Dig	BS	BA	BE	
2	GNETTING, Heather	3	7	0	9	.778	0	1	0	0	2	0	3	0	0	-
6	HADDOCK-EPPICH, Lynd	3	1	2	3	.333	42	0	0	0	6	0	3	0	0	-
9	MARTINDALE, Sydnie	3	0	0	0	.000	0	0	1	2	2	0	0	0	0	-
12	JONES-PERRY, Roni	3	13	3	24	.417	1	0	0	0	6	0	1	0	0	-
18	STETLER, Danelle	3	0	0	0	.000	0	0	2	1	0	0	0	0	0	-
18	LAKE, Mary	3	0	0	0	.000	4	0	2	1	10	0	0	0	0	-
8	ROBINSON, Madi	3	5	3	11	.182	0	0	0	0	1	1	2	0	0	-
5	LEWIS-BUSHMAN, Emily	1	0	0	1	.000	0	0	0	0	0	0	0	0	0	-
11	HADDOCK, Lucy	1	0	1	1	-.000	0	0	0	0	1	0	0	0	0	-
14	MILLER, McKenna	3	14	4	22	.455	0	1	1	0	1	0	1	0	0	-
16	MOEAT, Kiari	1	0	0	0	.000	0	0	1	0	0	0	0	0	0	-
16	STAPLETON, Allison	1	1	0	2	.500	0	0	0	0	0	0	1	0	0	-
20	LYMAN, Riley	1	0	0	0	.000	1	0	0	0	0	0	0	0	0	-
24	ESCHENBERG, Kennedy	3	8	2	15	.400	0	0	0	0	0	3	0	0	0	-
Totals		3	49	15	88	.386	48	2	5	5	30	1	14	0	0	-

**Team Attack By Set**

Set	K	E	TA	Pct
1	21	6	32	.469
2	15	6	31	.290
3</				

**Volleyball Box Score**  
**The Automated ScoreBook**  
**Saint Mary's vs #1 BYU (Sep 22, 2018 at Provo, Utah)**

#	Saint Mary's	S	Attack				Pct	Ast	Serve			Block			Pts	
			K	E	TA	BA			SA	SE	RE	DB	BB	BA		BE
2	CALVIN, Lindsey	3	7	8	23	-.043	0	0	0	1	0	0	0	0	7.0	
6	YOUNG, Sienna	3	4	2	15	-.133	1	0	1	1	1	0	0	0	4.0	
12	O'SULLIVAN, Alex	3	2	2	5	.000	0	0	0	0	1	0	0	0	3.0	
14	PARKER, Alexa	3	1	0	3	-.333	1	0	0	0	0	0	1	0	1.0	
17	KNUDSEN, Lindsey	3	5	4	14	-.071	1	0	0	2	5	0	0	0	5.0	
21	LAIRD, Jennifer	3	2	3	6	-.167	0	0	0	0	0	0	0	0	2.0	
1	ASHLEY, Breyan	3	0	0	0	.000	0	0	1	0	0	0	0	0	0.0	
3	BIBLE, Emily	3	0	0	0	.000	0	0	2	0	5	0	0	0	1.0	
9	BAUMANN, Madison	1	0	0	0	.000	0	0	0	0	0	0	0	0	0.0	
15	CHASE, Sarah	3	3	2	9	-.111	0	0	0	0	0	0	0	0	3.0	
22	THOMPSON, Absina	3	0	0	0	.000	6	0	2	0	2	0	0	0	2.0	
Totals		3	24	21	75	-.040	23	0	6	3	17	1	0	2	3	25.0

Team Attack By Set						TOTAL TEAM BLOCKS: 1.0								
Set	K	E	TA	Pct	Sideout	1	2	3	Team Records:					
1	7	10	29	-.103	9-24	37%	SET SCORES			1	2	3	Team Records:	
2	9	5	26	-.154	10-25	40%	Saint Mary's (0)			10	14	13	9-3, 1-1 WCC	
3	8	6	20	-.100	10-24	41%	BYU (3)			25	25	25	12-0, 2-0 WCC	
						29-73 90%								

#	BYU	S	Attack				Pct	Ast	Serve			Block			Pts
			K	E	TA	BA			SA	SE	RE	DB	BB	BA	
2	GNETTING, Heather	3	6	1	9	-.556	1	0	0	0	1	3	0	0	8.5
6	HADDOCK-EPPICH, Lynd	3	2	0	2	1.000	24	0	1	0	5	0	4	0	4.0
9	MARTINDALE, Sydnie	3	0	0	0	.000	2	0	0	0	2	0	0	0	0.0
12	JONES-PERRY, Roni	3	12	1	14	.786	1	0	1	0	4	0	4	0	14.0
18	STETLER, Danelle	3	0	0	2	.000	1	0	0	0	2	0	1	0	0.5
24	ESCHENBERG, Kennedy	3	5	1	8	.500	0	0	0	0	1	10	1	0	11.0
8	ROBINSON, Madelyn	3	6	2	11	-.364	1	0	1	0	0	2	0	0	7.0
5	LEWIS-BUSHMAN, Emily	1	0	0	0	.000	0	0	0	0	0	0	0	0	0.0
11	HADDOCK, Lacy	2	1	0	4	-.250	0	1	0	0	0	0	0	0	2.0
14	MILLER, McKenna	3	6	1	12	-.417	0	0	2	0	0	2	0	0	7.0
16	MOEAT, Kiani	3	0	0	0	.000	1	2	1	0	4	0	0	0	2.0
16	STAPLETON, Allison	1	1	0	1	1.000	0	0	0	0	0	0	0	0	1.0
18	LAKE, Mary	3	1	0	1	1.000	4	0	1	0	6	0	0	0	1.0
20	LYMAN, Riley	1	0	0	0	.000	0	0	0	1	0	0	0	0	0.0
Totals		3	40	6	64	-.531	35	3	7	0	24	2	26	1	58.0

Team Attack By Set						TOTAL TEAM BLOCKS: 15.0								
Set	K	E	TA	Pct	Sideout	1	2	3	Team Records:					
1	13	2	19	-.579	10-11	90%	Site: Provo, Utah (Smith Fieldhouse)							
2	14	3	25	-.440	10-14	71%	Date: Sep 22, 2018 Attend: 2270 Time: 1h 5m							
3	13	1	20	-.600	11-14	78%	Referees: Daphne Nelson, Maile Jewkes							
						31-39 79%						Line judges: Amy Swenson, NM, RM, SB, MA, MA		

Tie scores			
1	2	3	Total
0	1	0	1
0	0	0	0
Lead change			

**Volleyball Box Score**  
**The Automated ScoreBook**  
**#1 BYU vs Pepperdine (Sep 25, 2018 at Malibu, Calif.)**

#	BYU	S	Attack				Pct	Ast	Serve			Block			Pts
			K	E	TA	BA			SA	SE	RE	DB	BB	BA	
2	GNETTING, Heather	3	9	1	10	-.800	0	0	2	0	1	0	6	0	12.0
6	HADDOCK-EPPICH, Lynd	3	0	1	4	-.250	39	0	1	0	7	0	3	0	1.5
9	MARTINDALE, Sydnie	3	0	0	0	.000	0	0	3	1	3	0	0	0	0.0
12	JONES-PERRY, Roni	3	16	2	24	-.583	0	2	0	1	10	0	2	1	19.0
14	MILLER, McKenna	3	6	6	24	.000	0	0	0	0	0	0	0	0	6.0
24	ESCHENBERG, Kennedy	3	7	0	15	-.467	1	0	0	0	1	0	3	0	8.5
8	ROBINSON, Madelyn	3	5	2	10	-.300	0	0	0	0	0	4	0	0	7.0
13	STETLER, Danelle	3	0	0	0	.000	0	0	0	0	2	0	0	0	1.0
16	MOEAT, Kiani	3	0	0	0	.000	1	2	1	0	2	0	0	0	2.0
18	LAKE, Mary	3	0	0	0	.000	1	1	0	1	14	0	0	0	1.0
Totals		3	43	12	87	-.356	42	5	7	3	40	0	18	1	57.0

Team Attack By Set						TOTAL TEAM BLOCKS: 9.0								
Set	K	E	TA	Pct	Sideout	1	2	3	Team Records:					
1	17	5	37	-.324	12-15	80%	SET SCORES			1	2	3	Team Records:	
2	14	3	28	-.393	15-19	78%	BYU (3)			25	25	25	13-0, 3-0 WCC	
3	12	4	22	-.364	16-21	76%	Pepperdine (0)			15	18	21	8-5, 2-1 WCC	
						43-65 78%								

#	Pepperdine	S	Attack				Pct	Ast	Serve			Block			Pts
			K	E	TA	BA			SA	SE	RE	DB	BB	BA	
1	FROTHING, Hannah	3	9	2	19	-.368	1	2	3	1	3	0	1	0	11.5
2	SATO, Blossom	3	1	1	4	.000	24	0	1	0	1	0	0	0	1.0
7	O'HARRA, Aili	3	4	1	12	-.250	0	0	0	0	0	1	0	0	5.0
10	SCULLY, Shannon	3	9	3	24	-.250	0	0	1	0	4	0	1	0	9.5
12	WYLLIE, Sarah	3	2	3	11	-.091	0	0	3	0	3	0	1	0	2.5
18	AHRENS, Rachel	3	6	5	21	-.048	0	1	2	0	1	0	0	0	1.0
4	DYER, Heidi	1	0	0	3	.000	0	0	0	0	2	0	1	0	0.5
5	FARR, Jaiden	1	0	0	0	.000	1	0	0	0	0	0	0	0	0.0
6	SHIELDS, Madison	3	0	0	0	.000	0	0	0	1	3	0	0	0	0.0
11	LISHMAN, Hana	3	0	0	0	.000	3	0	0	3	9	0	0	0	0.0
13	DIBONA, Julie	1	0	0	0	.000	0	0	0	0	0	0	0	0	0.0
17	DYER, Lily	1	0	0	0	.000	1	0	0	0	0	0	0	0	0.0
Totals		3	31	15	94	-.170	30	3	10	5	27	0	6	0	37.0

Team Attack By Set						TOTAL TEAM BLOCKS: 3.0								
Set	K	E	TA	Pct	Sideout	1	2	3	Team Records:					
1	6	4	32	-.062	12-25	47%	Site: Malibu, Calif. (Firestone Fieldhouse)							
2	12	5	30	-.233	14-24	58%	Date: Sep 25, 2018 Attend: 1211 Time: 1:17							
3	13	6	32	-.219	16-25	63%	Referees: Kaili Kimura, Robert Okimura							
						42-74 56%								

Tie scores			
1	2	3	Total
1	2 <td>1</td> <td>21</td>	1	21
Lead change			

**Volleyball Box Score**  
**The Automated ScoreBook**  
**Gonzaga vs #1 BYU (Sep 27, 2018 at Provo, Utah)**

#	Gonzaga	S	Attack				Pct	Ast	Serve			Block			Pts
			K	E	TA	BA			SA	SE	RE	DB	BB	BA	
1	PENNER, Sarah	3	10	2	26	-.308	1	0	0	1	7	0	1	0	10.5
4	SMITH, Faith	3	1	2	4	-.250	18	0	0	0	0	0	0	0	1.0
6	CROFT, Kennedy	2	2	3	10	-.180	0	0	0	1	1	0	0	0	2.0
7	RAMSEY, Perry	2	2	2	7	-.250	0	0	1	1	3	0	1	0	2.5
16	MACK, Payton	3	3	1	6	-.333	1	0	0	0	0	1	0	0	3.5
18	LOEWEN, Kaylie	3	2	3	8	-.125	0	0	0	0	0	2	1	1	3.0
2	KUEHN, Jenna	3	5	0	13	-.385	1	0	1	0	4	0	0	0	5.0
3	THORILDSEN, Marit	2	0	0	0	.000	0	0	0	1	2	0	0	0	0.0
11	GRAY, Chapin	2	0	2	6	-.333	1	0	1	0	0	1	0	0	0.5
13	HALLUMS, Tiyana	3	0	0	0	.000	1	0	0	3	9	0	0	0	0.0
Totals		3	25	20	93	-.054	23	0	2	8	35	0	6	1	28.0

Team Attack By Set						TOTAL TEAM BLOCKS: 3.0							
Set	K	E	TA	Pct	Sideout	1	2	3	Team Records:				
1	9	11	29	-.069	9-24	37%	SET SCORES			1	2	3	Team Records:
2													

**Volleyball Box Score**  
**The Automated ScoreBook**  
**#1 BYU vs San Diego (Oct 05, 2018 at San Diego, CA)**

#	BYU	S	Attack				Pct	Ast	Serve			Block			Pts
			K	E	TA	SA			SE	RE	Dg	BS	BA	BE	
6	HADDOCK-EPPICH, Lynd	4	1	1	5	.000	46	0	4	0	10	0	4	0	3.0
9	MARTINDALE, Sydney	4	0	0	0	.000	0	1	2	1	8	0	0	0	1.0
12	JONES-PERRY, Roni	4	23	3	43	.465	0	0	2	0	6	0	3	0	24.5
13	STETLER, Danelle	4	1	0	3	.333	0	0	0	0	5	0	0	0	1.0
16	MOEAT, Kiani	4	0	0	0	.000	0	1	2	0	1	0	0	0	1.0
24	ESCHENBERG, Kennedy	4	9	2	21	.333	0	0	0	0	2	1	6	0	13.0
2	GNETTING, Heather	4	3	3	7	.000	0	0	0	0	0	6	0	0	6.0
3	ROBINSON, Madelyn	4	6	1	14	.357	0	0	1	0	1	3	0	0	7.5
14	MILLER, McKenna	4	15	5	29	.345	0	1	2	0	2	0	2	0	17.0
18	LAKE, Mary	4	0	0	1	.000	7	1	1	1	11	0	0	0	1.0
20	LYMAN, Riley	1	0	0	0	.000	0	0	0	0	0	0	0	0	0.0
Totals		4	58	15	123	.350	53	4	14	2	46	1	24	0	75.0

**Team Attack By Set**

Set	K	E	TA	Pct	Sideout	Pct
1	17	6	34	.324	13-21	61%
2	17	3	44	.318	15-26	57%
3	12	2	21	.476	12-16	75%
4	12	4	24	.333	8-11	72%
				49-74	64%	

**SET SCORES**  
 BYU (3)  
 San Diego (1)

**TOTAL TEAM BLOCKS: 13-0**

**Team Records:**  
 25-24-25 16-0-5-0  
 21-26-16 10 7-9,4-2

#	San Diego	S	Attack				Pct	Ast	Serve			Block			Pts	
			K	E	TA	SA			SE	RE	Dg	BS	BA	BE		BH
1	NEWSOME, Anna	4	0	0	1	.000	23	1	2	0	7	0	3	0	1.0	
4	PICHA, Addie	4	8	1	15	.467	1	0	0	0	1	3	0	0	10.5	
6	WILBLIN, Rosie	4	10	8	35	.057	0	1	0	0	9	0	1	0	11.5	
9	JACOBSEN, Megan	4	10	3	22	.318	0	0	0	0	1	0	0	0	10.0	
12	FULLER, Lauren	2	1	4	12	-.250	0	0	1	0	1	0	0	0	1.0	
18	LUKES, Katie	4	3	4	15	-.067	0	0	0	0	0	1	0	0	4.0	
2	BARRY, Kelli	1	0	0	0	.000	0	0	2	2	0	0	0	0	0.0	
3	DOUGLASS, Payton	3	0	0	0	.000	1	0	0	1	9	0	0	0	0.0	
6	BENBOW, Annie	4	0	0	0	.000	0	0	1	1	5	0	0	0	0.0	
6	MADILL, Laura	4	0	1	1	-.000	13	0	0	0	4	0	0	0	0.0	
7	PATRICK, Hannah	4	4	6	13	-.154	0	0	0	0	0	2	0	0	5.0	
10	MAY, Cami	3	4	7	17	-.176	0	0	0	0	0	0	0	0	4.0	
16	PRIEST, Megan	2	0	0	0	.000	0	0	0	0	1	0	0	0	0.0	
Totals		4	40	34	131	.046	38	2	3	4	40	2	6	1	0	47.0

**Team Attack By Set**

Set	K	E	TA	Pct	Sideout	Pct
1	8	7	31	.032	13-25	51%
2	16	6	42	.238	15-24	62%
3	12	11	30	.033	12-25	47%
4	4	10	28	-.214	7-24	29%
				47-98	47%	

Site: San Diego, CA (Jenny Craig Pavilion)  
 Date: Oct 05, 2018 Attend: 1382 Time: 2:10  
 Referees: Brian Brink, Donna Hess  
 Line judges: John Shirik, John Park

**TOTAL TEAM BLOCKS: 5-0**

**Team Records:**  
 10-2-3 1 16  
 Lead change 5 1 1 1 8

**Volleyball Box Score**  
**The Automated ScoreBook**  
**#1 BYU vs San Francisco (Oct 11, 2018 at San Francisco)**

#	BYU	S	Attack				Pct	Ast	Serve			Block			Pts
			K	E	TA	SA			SE	RE	Dg	BS	BA	BE	
2	GNETTING, Heather	3	3	0	6	.500	0	2	0	0	0	0	0	0	7.0
3	ROBINSON, Madelyn	2	2	2	9	.000	0	0	0	0	1	0	0	0	2.0
6	HADDOCK-EPPICH, Lynd	3	2	0	4	.500	27	0	0	0	11	0	2	0	3.0
12	JONES-PERRY, Roni	3	9	5	23	.174	1	1	2	0	7	0	3	0	11.5
18	STETLER, Danelle	3	0	0	2	.000	0	0	2	2	0	0	0	0	0.0
24	ESCHENBERG, Kennedy	3	4	3	12	.083	0	0	0	0	0	0	4	1	6.0
9	MARTINDALE, Sydney	3	0	0	0	.000	0	2	0	0	2	0	0	0	2.0
11	HADDOCK, Lacy	1	1	1	6	.000	0	0	0	0	1	0	1	0	1.5
14	MILLER, McKenna	3	11	2	32	.281	0	4	1	0	3	0	2	0	16.0
16	MOEAT, Kiani	1	0	0	0	.000	0	0	0	0	0	0	0	0	0.0
18	LAKE, Mary	3	0	0	0	.000	1	0	0	0	19	0	0	0	0.0
20	LYMAN, Riley	1	0	0	0	.000	0	0	0	0	1	0	0	0	0.0
Totals		3	32	13	94	.202	29	9	3	3	47	0	16	1	49.0

**Team Attack By Set**

Set	K	E	TA	Pct	Sideout	Pct
1	11	3	29	.276	10-14	71%
2	10	4	30	.200	13-20	64%
3	11	6	35	.143	13-22	59%
				36-66	64%	

**SET SCORES**  
 BYU (3)  
 San Francisco (0)

**TOTAL TEAM BLOCKS: 8-0**

**Team Records:**  
 25-25-25 17-0-7-0 WCC  
 13-20-21 8-10-1-6 WCC

#	San Francisco	S	Attack				Pct	Ast	Serve			Block			Pts
			K	E	TA	SA			SE	RE	Dg	BS	BA	BE	
6	ANTHONY, Erin	3	0	0	3	.000	18	1	4	0	5	0	0	0	1.0
6	WAGSTAFF, Katie	3	3	2	8	.125	0	0	0	0	0	0	3	0	4.5
9	ZINGER, Emily	3	10	5	30	.167	0	0	0	0	1	0	1	0	10.5
11	SYDENHAM, Sophie	3	6	2	21	.190	0	2	0	2	2	0	3	0	7.5
16	ROGERS, Victoria	3	8	6	25	.080	0	0	0	0	1	0	0	0	8.0
17	MARSHALL, McKenna	3	5	5	20	.000	0	2	3	4	0	0	1	0	7.0
2	WADA, Ally	3	0	0	1	.000	11	0	0	0	5	0	0	0	0.0
8	DALLA VECCIA, Anna	3	0	0	1	.000	3	2	4	21	0	0	0	0	0.0
12	OSKAM, Marijolin	3	3	3	9	.000	0	0	0	0	2	0	1	0	3.5
18	ARAUJO, Camille	3	0	0	0	.000	2	0	2	4	0	0	0	0	0.0
19	BONDAR, LENA	1	0	0	0	.000	0	0	0	0	0	0	0	0	0.0
Totals		3	35	23	118	.102	34	3	10	9	45	0	8	1	42.0

**Team Attack By Set**

Set	K	E	TA	Pct	Sideout	Pct
1	9	10	38	-.026	9-24	37%
2	13	5	34	.235	13-25	51%
3	13	8	46	.109	12-24	50%
				34-73	46%	

Site: San Francisco (War Memorial Gym)  
 Date: Oct 11, 2018 Attend: 313 Time: 1:28  
 Referees: Michael Yoshikawa, Kathryn Rogers  
 Line judges: Michael Pealer, Christopher Lee

**TOTAL TEAM BLOCKS: 4-0**

**Team Records:**  
 Tie scores 7 7 10 24  
 Lead change 3 5 3 11

**Volleyball Box Score**  
**The Automated ScoreBook**  
**BYU vs Santa Clara (Oct 13, 2018 at Santa Clara, Calif.)**

#	BYU	S	Attack				Pct	Ast	Serve			Block			Pts
			K	E	TA	SA			SE	RE	Dg	BS	BA	BE	
2	GNETTING, Heather	3	8	1	11	.636	0	1	2	0	3	0	3	0	10.5
6	HADDOCK-EPPICH, Lynd	3	4	1	6	.500	31	0	1	0	7	0	3	0	5.5
9	MARTINDALE, Sydney	3	1	0	1	.000	0	0	0	0	5	0	0	0	1.0
12	JONES-PERRY, Roni	3	9	5	32	.125	1	4	1	0	8	0	1	0	13.5
18	STETLER, Danelle	3	0	0	1	.000	0	0	0	0	2	0	0	0	0.0
24	ESCHENBERG, Kennedy	3	10	2	17	.471	0	0	0	0	2	1	5	0	13.5
3	ROBINSON, Madelyn	2	2	1	10	.100	0	0	0	0	0	2	0	0	3.0
11	HADDOCK, Lacy	2	1	1	5	.000	0	0	0	0	3	0	1	0	1.5
14	MILLER, McKenna	3	4	1	14	.214	0	1	1	0	1	0	1	0	5.5
15	MOEAT, Kiani	3	0	0	0	.000	0	0	0	0	2	0	0	0	0.0
16	STAPLETON, Allison	1	0	1	1	-.000	0	0	0	0	0	0	0	0	0.0
18	LAKE, Mary	3	0	0	0	.000	1	0	0	0	6	0	0	0	0.0
20	LYMAN, Riley	2	0	0	0	.000	0	0	0	1	0	0	0	0	0.0
Totals		3	39	13	98	.263	33	6	5	1	39	1	16	1	54.0

**Team Attack By Set**

Set	K	E	TA	Pct	Sideout	Pct
1	15	3	34	.353	15-20	75%
2	13	5	40	.200	13-22	59%
3	11	5	24	.250	10-14	71%
				39-66	67%	

**SET SCORES**  
 BYU (3)  
 Santa Clara (0)

**TOTAL TEAM BLOCKS:**

**Volleyball Box Score**  
**The Automated ScoreBook**  
**Pepperdine vs #1 BYU (Oct 20, 2018 at Provo, Utah)**

#	Pepperdine	S	Attack				Pct	Ast	Serve			Block				Pts
			K	E	TA	SA			SE	RE	Dig	BS	BA	BE	BH	
1	FROHLING, Hannah	3	9	3	22	.273	0	1	1	0	3	0	0	0	10.0	
2	SATO, Blossom	3	0	0	3	.000	20	0	0	0	5	0	3	0	1.5	
6	FARR, Jaideen	3	0	0	0	.000	0	0	0	1	4	0	0	0	0.0	
7	O'HARRA, Alli	3	4	2	16	.125	0	0	0	0	1	1	2	0	6.0	
10	SCULLY, Shannon	3	5	13	41	-.195	0	0	0	0	12	0	0	0	5.0	
12	WYLIE, Tarah	3	4	1	11	.273	1	0	3	0	0	0	1	0	4.5	
4	DYER, Heidi	3	4	3	21	.048	1	0	0	0	0	0	0	0	4.0	
6	SHIELDS, Madison	3	0	0	0	.000	0	0	0	3	1	0	0	0	0.0	
8	AKASON, Taylor	2	0	0	1	.000	0	0	0	0	0	0	0	0	0.0	
11	LISHMAN, Hana	3	0	0	0	.000	2	1	0	0	13	0	0	0	1.0	
17	DYER, Lily	2	0	0	0	.000	1	0	0	0	1	0	0	0	0.0	
Totals		3	26	22	115	-.035	25	2	4	4	40	1	6	0	32.0	

Team Attack By Set				TOTAL TEAM BLOCKS: 4.0			
Set	K	E	TA	Pct	Sidout	Pct	
1	15	5	51	.196	16-26	61%	
2	7	7	32	.000	10-24	41%	
3	4	10	32	-.188	7-25	28%	
				39-75	49%		

SET SCORES	1	2	3	Team Records:
Pepperdine (0)	24	13	8	13-7, 7-3 WCC
BYU (3)	26	25	25	20-0, 10-0 WCC

#	BYU	S	Attack				Pct	Ast	Serve			Block				Pts
			K	E	TA	SA			SE	RE	Dig	BS	BA	BE	BH	
2	GNEITING, Heather	3	5	2	9	.333	1	0	2	0	2	0	7	0	8.5	
3	ROBINSON, Madelyn	3	6	2	13	.308	0	0	0	0	0	0	0	0	6.0	
6	HADDOCK-EPPICH, Lynd	3	3	0	4	.750	35	0	1	0	11	0	7	0	6.5	
12	JONES-PERRY, Roni	3	12	2	22	.455	0	2	3	0	14	0	0	0	14.0	
18	STETLER, Danelle	3	1	0	1	.000	3	0	0	1	3	0	0	0	1.0	
24	ESCHENBERG, Kennedy	3	6	0	12	.500	0	0	0	0	0	0	1	0	6.5	
1	BALLARD, Taylen	1	0	0	0	.000	0	0	0	0	0	0	0	0	0.0	
9	MARTINDALE, Sydnie	3	0	0	0	.000	1	1	0	0	6	0	0	0	1.0	
11	HADDOCK, Lacy	1	1	1	3	.000	0	0	0	0	0	0	0	0	1.0	
14	MILLER, McKenna	3	10	2	31	.258	0	1	1	0	3	0	1	0	11.5	
16	STAPLETON, Allison	1	1	0	2	.500	0	0	0	0	0	0	0	0	1.0	
18	LAKE, Mary	3	0	0	0	.000	3	0	0	1	16	0	0	0	0.0	
Totals		3	45	9	97	.371	43	4	7	2	55	0	16	0	57.0	

Team Attack By Set				TOTAL TEAM BLOCKS: 8.0			
Set	K	E	TA	Pct	Sidout	Pct	
1	18	6	45	.267	16-24	66%	
2	14	1	24	.542	11-14	78%	
3	13	2	28	.393	7-8	87%	
				34-46	73%		

Site: Provo, Utah (Smith Fieldhouse)  
 Date: Oct 20, 2018 Attend: 3443 Time: 1h 22m  
 Referees: Mike Farrish, Lena Gustafson  
 Line judges: Wayne Wood, NM, RM, SB

SET SCORES	1	2	3	Total
Pepperdine (0)	24	13	8	45
BYU (3)	26	25	25	76

**Volleyball Box Score**  
**The Automated ScoreBook**  
**#1 BYU vs Portland (Oct 25, 2018 at Portland, Ore.)**

#	BYU	S	Attack				Pct	Ast	Serve			Block				Pts
			K	E	TA	SA			SE	RE	Dig	BS	BA	BE	BH	
2	GNEITING, Heather	3	13	2	21	.324	1	0	0	0	1	1	8	0	18.0	
6	HADDOCK-EPPICH, Lynd	3	4	0	6	.667	34	1	0	0	7	0	5	0	7.5	
9	MARTINDALE, Sydnie	3	0	0	0	.000	2	0	0	2	0	0	0	0	0.0	
12	JONES-PERRY, Roni	3	13	5	36	.222	2	0	2	0	2	0	3	0	14.5	
18	STETLER, Danelle	3	0	0	0	.000	1	0	0	0	3	0	0	0	0.0	
24	ESCHENBERG, Kennedy	3	3	1	6	.333	0	0	0	0	0	0	4	1	5.0	
1	BALLARD, Taylen	2	0	1	1	-.000	0	0	0	0	0	0	0	0	0.5	
3	ROBINSON, Madelyn	2	2	3	7	-.143	1	0	0	0	0	0	0	0	2.0	
11	HADDOCK, Lacy	1	0	0	0	.000	0	0	0	0	0	0	0	0	0.0	
14	MILLER, McKenna	3	11	0	20	.550	0	1	1	1	3	0	3	0	13.5	
18	LAKE, Mary	3	0	0	0	.000	3	1	2	1	11	0	0	0	1.0	
20	LYMAN, Riley	1	0	0	0	.000	0	0	0	0	1	0	0	0	0.0	
Totals		3	46	12	97	.351	44	3	5	4	36	1	24	1	62.0	

Team Attack By Set				TOTAL TEAM BLOCKS: 13.0			
Set	K	E	TA	Pct	Sidout	Pct	
1	15	4	32	.344	15-22	68%	
2	15	4	28	.393	12-16	75%	
3	16	4	37	.324	39-69	66%	

SET SCORES	1	2	3	Team Records:
BYU (3)	25	25	25	21-0, 11-0 WCC
Portland (0)	21	16	20	16-6, 4-6 WCC

#	Portland	S	Attack				Pct	Ast	Serve			Block				Pts
			K	E	TA	SA			SE	RE	Dig	BS	BA	BE	BH	
6	PUKIS, Meghan	3	8	7	35	.029	0	0	0	0	1	0	0	0	8.0	
8	REICH, Liz	3	2	3	10	-.100	0	0	0	0	1	0	3	0	3.5	
11	GLUZIK, Izzy	3	9	4	17	.294	0	1	0	1	5	0	1	0	10.5	
12	BARKER, Katie	3	6	2	16	.250	0	1	3	0	0	0	1	0	7.5	
14	THOMPSON, Cali	3	4	1	7	.429	28	1	0	0	3	0	0	0	5.0	
17	HOEFT, Shayla	3	7	3	15	.267	0	0	0	0	0	0	3	1	8.5	
4	SCHWAN, McKenzie	3	0	0	0	.000	2	0	1	2	4	0	0	0	0.0	
6	NAATZ, Lauren	3	0	0	0	.000	1	1	1	0	4	0	0	0	1.0	
16	WILLIAMS, Carey	3	0	0	0	.000	2	0	1	0	12	0	0	0	0.0	
Totals		3	36	20	100	.160	33	4	6	3	30	0	8	1	44.0	

Team Attack By Set				TOTAL TEAM BLOCKS: 4.0			
Set	K	E	TA	Pct	Sidout	Pct	
1	15	8	37	.189	14-24	58%	
2	9	7	30	.067	12-25	47%	
3	12	5	33	.212	11-24	45%	
				37-73	50%		

Site: Portland, Ore. (Chiles Center)  
 Date: Oct 25, 2018 Attend: 2259 Time: 1:26  
 Referees: Paula Martin, Jason Olson  
 Line judges: Thomas Hurst, Michal Ann Watts

SET SCORES	1	2	3	Total
Portland (0)	21	16	20	57
BYU (3)	25	25	25	75

**Volleyball Box Score**  
**#1 BYU vs Gonzaga (Oct 27, 2018 at Spokane, WA)**

#	BYU	S	Attack				Pct	Ast	Serve			Block				Pts
			K	E	TA	SA			SE	RE	Dig	BS	BA	BE	BH	
2	GNEITING, Heather	3	11	1	16	.625	0	0	1	0	0	1	4	0	14.0	
6	HADDOCK-EPPICH, Lynd	3	1	0	3	.333	39	1	0	0	11	1	2	1	4.0	
9	MARTINDALE, Sydnie	3	0	0	0	.000	1	0	1	1	7	0	0	0	0.0	
12	JONES-PERRY, Roni	3	18	3	31	.484	1	1	0	1	8	0	0	0	19.0	
13	STETLER, Danelle	3	0	1	1	-.000	0	0	0	3	4	0	0	0	0.0	
24	ESCHENBERG, Kennedy	3	8	3	16	.312	1	0	0	0	1	2	0	0	10.0	
3	ROBINSON, Madi	1	0	1	2	-.500	0	0	0	0	0	0	0	0	0.0	
11	HADDOCK, Lacy	2	3	1	5	.400	0	0	0	0	0	1	1	0	3.5	
14	MILLER, McKenna	3	8	4	26	.154	0	0	0	0	2	0	3	0	9.5	
18	LAKE, Mary	3	0	0	0	.000	5	0	2	1	9	0	0	0	0.0	
Totals		3	49	14	100	.350	47	2	4	6	41	3	12	1	60.0	

Team Attack By Set				TOTAL TEAM BLOCKS: 9.0			
Set	K	E	TA	Pct	Sidout	Pct	
1	17	4	31	.419	12-20	60%	
2	14	3	28	.393	16-20	80%	
3	18	7	41	.268	15-24	62%	
				43-64	67%		

SET SCORES	1	2	3	Team Records:
BYU (3)	25	25	25	22-0, 12-0 WCC
Gonzaga (0)	19	20	23	6-16, 4-8 WCC

The Automated ScoreBook  
 BYU Combined Team Statistics (as of Oct 27, 2018)  
 All matches

Overall record: 22-0 Conf: 12-0 Homes 10-0 Away: 10-0 Neutral: 2-0

#	Player	sp	Attack				pts	Set		Serve			Dig			Blocking				pts		
			k	Mc	e	ta		a	abs	ca	sz	sc/s	re	dig	dig/s	bs	ba	total	blks		bs	blc
6	HADDOCK-EPPICH, Ly	71	58	0.82	8	105	.476	784	11.84	7	10	0.10	0	175	2.46	2	64	66	0.93	3	6	99.0
2	GNEITING, Heather	71	141	1.99	35	253	.419	6	0.08	15	20	0.21	0	22	0.31	6	87	93	1.31	8	0	205.5
24	ESCHENBERG, Kenna	71	140	1.97	32	296	.365	5	0.07	0	0	0.00	0	7	0.10	11	89	100	1.41	6	0	195.5
16	STAPLETON, Allison	10	7	0.70	2	14	.357	0	0.00	0	0	0.00	0	0	0.00	0	4	4	0.40	0	0	9.0
12	JONES-PERRY, Rani	68	313	4.54	81	654	.355	11	0.16	31	32	0.45	11	130	1.88	1	44	45	0.65	4	0	367.0
18	LAKE, Mary	71	3	0.04	1	6	.333	76	1.07	9	14	0.13	12	280	3.94	0	0	0	0.00	0	2	12.0
14	MILLER, McKenna	71	226	3.18	61	542	.304	2	0.03	21	22	0.30	5	48	0.68	8	31	31	0.44	1	0	282.5
3	ROBINSON, Madelyn	54	89	1.65	32	206	.277	4	0.07	0	3	0.00	0	16	0.30	1	28	29	0.54	3	0	104.0
13	STETLER, Danelle	67	11	0.16	3	38	.211	19	0.28	0	0	0.00	14	74	1.10	8	3	3	0.04	0	1	12.5
11	HADDOCK, Lacy	27	21	0.78	14	91	.077	1	0.04	1	1	0.04	0	22	0.81	0	6	6	0.22	0	0	25.0
8	TALINGKA, Taylor	6	0	0.00	0	0	.000	8	1.33	0	2	0.00	0	1	0.17	8	0	0	0.00	0	1	0.0
9	MARTINDALE, Sydney	71	0	0.00	0	2	.000	21	0.30	13	15	0.18	15	98	1.38	0	0	0	0.00	0	0	13.0
5	LEWIS-BUSHMANN, Em	5	0	0.00	0	5	.000	8	0.88	1	0	0.20	0	1	0.20	0	1	1	0.20	0	0	1.5
20	LYMAN, Riley	19	0	0.00	0	1	.000	2	0.11	0	0	0.00	2	9	0.47	0	0	0	0.00	0	1	0.0
1	BALLARD, Taylor	9	4	0.44	6	17	-.118	8	0.88	0	0	0.00	0	1	0.11	8	3	3	0.33	1	0	5.5
15	MOEAI, Kiani	44	0	0.00	1	1	-1.000	9	0.20	9	8	0.20	0	17	0.39	0	0	0	0.00	0	0	9.0
BYU		71	1013	14.27	276	2231	.330	948	13.35	187	127	1.51	62	901	12.88	21	360	281.0	2.83	26	11	1321.0
Opponents		71	780	10.99	449	2348	.141	750	10.56	62	146	0.87	107	785	11.06	15	214	122.0	1.72	29	15	964.0

Team Statistic	BYU	OPP
<b>ATTACK</b>		
Kills	1013	780
Errors	276	449
Total Attacks	2231	2348
Attack Pct	.330	.141
Kills/Set	14.3	11.0
<b>SET</b>		
Assists	948	750
Attempts	2175	2368
Assist Pct	.436	.318
Assists/Set	13.4	10.6
<b>SERVE</b>		
Aces	107	62
Errors	127	146
Attempts	1715	1303
Serve Pct	.926	.888
Aces/Set	1.5	0.9
<b>SERVE RECEPTIONS</b>		
Errors	62	107
Errors/Set	0.9	1.5
Attempts	1154	1581
Reception Pct	.946	.932
<b>DEFENSE</b>		
Digs	901	785
Digs/Set	12.7	11.1
<b>BLOCKING</b>		
Block Solo	21	15
Block Assist	360	214
Total Blocks	281.0	122.8
Blocks/Set	2.8	1.7
Block Errors	26	29
Ball handling errors	11	15
<b>ATTENDANCE</b>		
Total	26950	13534
Dates/Pos Per Date	102685	107133
Neutral site #/Avg	2/88	
Current win streak	22	-
Home win streak	10	-

Date	Opponent	Score	Score by set	All
Aug 22	at Duke	W 3-0	25-22, 25-19, 25-16	2158
Aug 25	at Duke	W 3-1	16-25, 25-19, 25-22, 25-17	1773
Aug 30	WEST VIRGINIA	W 3-0	25-18, 25-11, 25-14	1201
Aug 31	#1 STANFORD	W 3-2	25-22, 25-20, 21-25, 28-25, 15-11	3389
Sep 01	WICHITA STATE	W 3-0	25-16, 25-12, 25-20	2221
Sep 07	vs #10 USC	W 3-0	30-28, 25-21, 25-14	175
Sep 07	vs Syracuse	W 3-0	25-21, 25-20, 25-20	8
Sep 08	at #25 Marquette	W 3-1	23-25, 25-22, 25-20, 25-14	1491
Sep 13	#24 UTAH	W 3-0	25-20, 25-14, 25-17	5472
Sep 15	at Weber State	W 3-0	25-18, 25-18, 25-16	1137
*Sep 28	PACIFIC	W 3-0	25-12, 25-20, 25-14	2218
*Sep 22	SANIT MARYS	W 3-0	25-18, 25-14, 25-13	2278
*Sep 25	at Pepperdine	W 3-0	25-15, 25-18, 25-21	1211
*Sep 27	CONZAGA	W 3-0	25-12, 25-10, 25-15	1741
*Sep 29	PORTLAND	W 3-0	25-14, 25-15, 25-18	2109
*Oct 05	at San Diego	W 3-1	25-21, 24-26, 25-16, 25-10	1382
*Oct 11	at San Francisco	W 3-0	25-13, 25-20, 25-21	313
*Oct 18	at Santa Clara	W 3-0	25-19, 25-22, 25-13	447
*Oct 18	LOYOLA MARYMOUNT	W 3-0	25-21, 25-15, 25-20	2884
*Oct 20	PEPPERDINE	W 3-0	26-24, 25-13, 25-8	3443
*Oct 25	at Portland	W 3-0	25-21, 25-16, 25-20	2258
*Oct 27	at Gonzaga	W 3-0	25-19, 25-20, 25-23	1362

Record in 3-set matches: 18-0 - Record in 4-set matches: 3-0 - Record in 5-set matches: 1-0



The Automated ScoreBook  
 BYU Combined Team Statistics (as of Oct 27, 2018)  
 Conference matches

Overall record: 12-0 Conf: 12-0 Home: 6-0 Away: 6-0 Neutral: 0-0

#	Player	sp	Attack				pts	Set		Serve			rc	Dig		Blocking				points		
			k	b/c	e	ta		a	ab	ca	ce	sc/c		dc	dig	slg	bc	ba	total		b/c	bc
6	HADDUCK-EPPICH, Ly	37	38	0.89	4	56	.518	394	10.65	5	7	0.14	0	98	2.65	2	35	37	1.00	2	0	57.5
18	LAKE, Mary	37	1	0.03	0	2	.500	39	1.05	7	6	0.19	7	120	3.24	0	0	0	0.00	0	1	8.0
2	GNEITING, Heather	37	79	2.14	17	127	.488	4	0.11	7	10	0.19	0	13	0.25	4	53	57	1.54	1	0	116.5
12	JONES-PERRY, Roni	37	162	4.38	36	320	.394	6	0.16	19	18	0.51	2	74	2.00	0	24	24	0.65	1	0	193.0
24	ESCHENBERG, Kenna	37	71	1.92	17	153	.353	2	0.05	0	0	0.00	0	5	0.14	6	48	55	1.48	5	0	101.5
16	STAPLETON, Allison	8	6	0.75	2	12	.333	0	0.00	0	0	0.00	0	0	0.00	0	3	3	0.38	0	0	7.5
14	MILLER, McKenna	37	106	2.78	24	261	.323	1	0.03	9	11	0.24	2	26	0.70	11	22	22	0.58	0	0	123.0
3	ROBINSON, Madelyn	29	47	1.62	17	113	.265	2	0.07	0	3	0.00	0	5	0.17	0	16	16	0.55	1	0	55.0
11	HADDUCK, Lacy	13	12	0.92	7	42	.119	1	0.08	1	0	0.00	0	9	0.69	11	3	3	0.23	0	0	14.5
13	STETLER, Danelle	37	2	0.05	1	14	.071	11	0.30	0	0	0.00	6	39	1.05	0	1	1	0.03	0	1	2.5
15	MCCART, Kiani	24	0	0.00	0	0	.000	3	0.12	5	6	0.21	0	9	0.38	11	0	0	0.00	0	0	5.0
8	TAUSINGA, Tayler	3	0	0.00	0	0	.000	4	1.33	0	1	0.00	0	1	0.33	0	0	0	0.00	0	0	0.0
20	LYNN, Riley	10	0	0.00	0	1	.000	1	0.18	0	0	0.00	1	4	0.40	11	0	0	0.00	0	1	0.0
9	MARTINDALE, Sydnie	37	0	0.00	0	0	.000	7	0.19	6	8	0.16	8	56	1.51	0	0	0	0.00	0	0	6.0
5	LEWIS-BUSHMANN, Em	3	0	0.00	0	3	.000	11	0.88	1	0	0.33	0	1	0.33	11	1	1	0.33	0	0	1.5
1	BALLARD, Taylen	7	3	0.43	4	13	-.077	0	0.00	0	0	0.00	0	0	0.00	0	3	3	0.43	1	0	4.5
	<b>BYU</b>	<b>37</b>	<b>519</b>	<b>14.06</b>	<b>129</b>	<b>1117</b>	<b>.349</b>	<b>475</b>	<b>12.84</b>	<b>60</b>	<b>70</b>	<b>1.62</b>	<b>27</b>	<b>460</b>	<b>12.43</b>	<b>12</b>	<b>210</b>	<b>117.0</b>	<b>3.16</b>	<b>11</b>	<b>3</b>	<b>696.0</b>
	<b>Opponents</b>	<b>37</b>	<b>392</b>	<b>10.59</b>	<b>251</b>	<b>1226</b>	<b>.115</b>	<b>373</b>	<b>10.08</b>	<b>27</b>	<b>75</b>	<b>0.73</b>	<b>60</b>	<b>403</b>	<b>10.89</b>	<b>7</b>	<b>77</b>	<b>45.5</b>	<b>1.23</b>	<b>12</b>	<b>12</b>	<b>464.5</b>

Team Statistics	BYU	OPP
<b>ATTACK</b>		
Kills	519	392
Errors	129	251
Total Attacks	1117	1226
Attack Pct	.349	.115
Kills/Set	14.0	10.6
<b>SET</b>		
Assists	475	373
Attempts	1090	1258
Assist Pct	.436	.296
Assists/Set	12.8	10.1
<b>SERVE</b>		
Aces	60	27
Errors	70	75
Attempts	905	644
Serve Pct	.923	.884
Aces/Set	1.6	0.7
<b>SERVE RECEPTIONS</b>		
Errors	27	68
Errors/Set	0.7	1.6
Attempts	568	435
Reception Pct	.952	.928
<b>DEFENSE</b>		
Digs	460	403
Digs/Set	12.4	10.9
<b>BLOCKING</b>		
Block Solo	12	7
Block Assist	210	77
Total Blocks	117.0	45.5
Blocks/Set	3.2	1.2
Block Errors	11	12
Ball handling errors	3	12
<b>ATTENDANCE</b>		
Total	14657	6974
Dates/Per Date	62/443	67/182
Neutral site #/Avg	0/0	
Current win streak	12	-
Home win streak	6	-

Date	Opponent	Score	Score by set	All
*Sep 28	PACIFIC	W 3-0	25-12, 25-20, 25-14	2218
*Sep 28	SANIT MARYS	W 3-0	25-18, 25-14, 25-13	2278
*Sep 28	at Pepperdine	W 3-0	25-15, 25-18, 25-21	1211
*Sep 27	GONZAGA	W 3-0	25-12, 25-10, 25-15	1741
*Sep 28	PORTLAND	W 3-0	25-14, 25-15, 25-18	2109
*Oct 05	at San Diego	W 3-1	25-21, 24-25, 25-16, 25-10	1382
*Oct 11	at San Francisco	W 3-0	25-13, 25-20, 25-21	313
*Oct 18	at Santa Clara	W 3-0	25-19, 25-22, 25-13	447
*Oct 18	LOYOLA MARYMOUNT	W 3-0	25-23, 25-15, 25-20	2884
*Oct 20	PEPPERDINE	W 3-0	26-24, 25-13, 25-8	3443
*Oct 25	at Portland	W 3-0	25-21, 25-16, 25-20	2258
*Oct 27	at Gonzaga	W 3-0	25-19, 25-20, 25-23	1362

Record in 3-set matches: 11-0 - Record in 4-set matches: 1-0 - Record in 5-set matches: 0-0



**Taylen Ballard • #1**  
*Sophomore • OH*



**Heather Gneiting • #2**  
*Freshman • MB*



**Lacy Haddock • #11**  
*Senior • OH*



**Lyndie Haddock-Eppich • #6**  
*Senior • S*



**Sara Hamson • #22**  
*Sophomore • OPP*



**Mary Lake • #18**  
*Junior • DS/L*



**Emily Lewis-Bushman • #5**  
*Junior • MB/OPP*



**Riley Lyman • #20**  
*Freshman • OH*



**Sydnie Martindale • #9**  
*Senior • DS/L*



**Whitney McEwan • #21**  
*Freshman • MB*



**McKenna Miller • #14**  
*Junior • OH*



**Roni Jones-Perry • #12**  
*Senior • OH*



**Kennedy Eschenberg • #24**  
*Sophomore • MB*



**Madelyn Robinson • #3**  
*Freshman • OH*



**Allison Stapleton • #16**  
*Sophomore • OH/OPP*



**Danelle Stetler • #13**  
*Senior • OH*



**Tayler Tausinga • #8**  
*Freshman • S*



**Kiani Moea'i • #15**  
*Junior • S*



**Heather Olmstead**  
*Head Coach*