



WOMEN'S VOLLEYBALL

2014 NCAA RUNNERS-UP • SIX-STRAIGHT SWEET SIXTEENS (2012-17) • FOUR-STRAIGHT WCC CHAMPIONSHIPS

2018 SCHEDULE

DATE	OPPONENT	TIME/RES.	VIDEO
8/18 SAT	vs. UTAH VALLEY (EX.)	W 3-0	BYUtv
8/24 FRI	@ DUKE	W 3-0	ACCNEXTRA
8/25 SAT	@ DUKE	W 3-1	ACCNEXTRA
8/30 THU	vs. WEST VIRGINIA	W 3-0	TheW.tv
8/31 FRI	vs. No. 1 STANFORD	W 3-2	BYUtv
9/1 SAT	vs. (RV) WICHITA STATE	W 3-0	TheW.tv
9/7 FRI	vs. No. 10 USC	W 3-0	Facebook
9/7 FRI	vs. SYRACUSE	W 3-0	Facebook
9/8 SAT	@ No. 25 MARQUETTE	W 3-1	Golden Eagles
9/13 THU	vs. No. 24 UTAH	W 3-0	BYUtv
9/15 SAT	@ WEBER STATE	W 3-0	Big Sky
9/20 THU	vs. PACIFIC*	W 3-0	BYUtv
9/22 SAT	vs. SAINT MARY'S*	W 3-0	TheW.tv
9/25 TUE	@ PEPPERDINE*	W 3-0	ESPNU
9/27 THU	vs. GONZAGA*	W 3-0	TheW.tv
9/29 SAT	vs. PORTLAND*	W 3-0	BYUtv
10/5 FRI	@ (RV) SAN DIEGO*	W 3-1	TheW.tv
10/11 THU	@ SAN FRANCISCO*	W 3-0	TheW.tv
10/13 SAT	@ SANTA CLARA*	W 3-0	TheW.tv
10/18 THU	vs. (RV) LMU*	W 3-0	BYUtv
10/20 SAT	vs. (RV) PEPPERDINE*	W 3-0	BYUtv
10/25 THU	@ PORTLAND*	W 3-0	TheW.tv
10/27 SAT	@ GONZAGA*	W 3-0	TheW.tv
11/2 FRI	vs. (RV) SAN DIEGO*	W 3-1	BYUtv
11/8 THU	vs. SANTA CLARA*	7 P.M. MT	BYUtv
11/10 SAT	vs. SAN FRANCISCO*	1 P.M. MT	TheW.tv
11/15 THU	@ SAINT MARY'S*	7 P.M. PT	TheW.tv
11/17 SAT	@ PACIFIC*	12 P.M. PT	TheW.tv
11/20 TUE	@ LMU*	7 P.M. PT	TheW.tv

TEAM COMPARISON

(as of 11/2)

BYU	CATEGORY	SC/SF
23-0, 13-0 WCC	W-L	6-20, 1-138-17, 1-13
10-0	Last 10	1-9/0-10
5-0	Last 5	0-5/0-5
75	Sets	94/94
1066	Kills	1150/1106
14.21	Kills Per Set	12.23/11.77
11.09	Opponent Kills Per Set	12.95/13.21
.328	Hitting %	188/178
.140	Opponent Hitting %	.241/.229
13.31	Assists Per Set	11.41/10.88
1.47	Aces Per Set	1.00/1.39
12.75	Digs Per Set	15.02/14.00
2.89	Blocks Per Set	1.94/2.07
21	Solo Blocks	28/32
392	Block Assists	308/325

COUGARS

23-0 OVERALL **13-0** WCC
 HEAD COACH: HEATHER OLMSTEAD (4th)
 ALMA MATER: UTAH STATE, 2002
 CAREER RECORD: 110-11 (.909)
 RECORD vs. SC / SF: 6-1 / 7-0



VS



1-13 OVERALL **6-20** WCC
 HEAD COACH: JON WALLACE (20th)
 ALMA MATER: UCSB, 1989
 CAREER RECORD: 367-226 (.619)
 RECORD vs. BYU: 4-11

BRONCOS

MATCH INFO



SERIES INFO

BYU leads SC 12-4
 Home 8-0
 Away 4-4
 Neutral 0-0

BYU leads SF 17-0
 Home record 8-0
 Away record 8-0
 Neutral record 1-0

BYU STORYLINES

SENIOR DAY

BYU will honor five seniors on Saturday, including Lacy Haddock, Lyndie Haddock-Eppich, Roni Jones-Perry, Sydnie Martindale and Danelle Stetler.

CONFERENCE CLINCHER

BYU can clinch a share of the WCC title with two wins this weekend. With at least one win in their final three road games, the Cougars will claim the title outright. BYU has won the last four WCC championships, having never lost more than two games in conference play during that time. The Cougars are looking for their 29th conference title in program history.

SERIES HISTORY

BYU is 12-4 all-time and 8-0 in Provo against Santa Clara. The Cougars have not lost to the Broncos since a 3-1 setback in 2015.

BYU is 17-0 all-time against San Francisco, including 8-0 at home. The Cougars have defeated the Dons twice a year since joining the WCC in 2011 in addition to two wins in 1976 and 1983.

LAST TEAM STANDING

With Pittsburgh's loss two weeks ago, BYU is now the only undefeated team in the country. The Cougars are looking to become the first Division I team to finish a regular season undefeated since Missouri in 2013.

TOP IN THE NATION

BYU has been ranked No. 1 this season for nine-consecutive weeks dating back to the Sept. 10 poll. It's the Cougars' first No. 1 ranking since the 1986 season when they were ranked No. 1 the last four weeks of the regular season. BYU has been ranked in 84-consecutive AVCA Coaches' Polls dating back to Oct. 7, 2013.

HOME SWEET HOME

The Cougars are currently on an 18-match home win streak (11-0 this season), the fifth-longest active streak in the country. BYU holds a 93-3 home record since Nov. 2011 and are 59-1 in conference play during that stretch.

NATIONAL PROMINENCE

The Cougars are listed numerous times throughout the national team and individual statistical rankings:

Team Rankings

- No. 1 in win percentage (1.000)
- No. 1 in hitting percentage (.328)
- No. 1 in road game win streak (10)
- No. 2 in conference game win streak (20)
- No. 4 in opponent hitting percentage (.140)
- No. 5 in home game win streak (18)
- No. 7 in blocks per set (2.88)
- No. 8 in average home attendance (2,912)
- No. 14 in kills per set (14.21)
- No. 16 in assists per set (13.31)
- No. 66 in aces per set (1.47)

Individual Rankings

- Roni Jones-Perry
- No. 8 in points per set (5.30)
 - No. 12 in kills per set (4.53)
 - No. 29 in aces per set (0.44)
- Heather Gneiting
- No. 5 in hitting percentage (.415)
 - No. 18 in blocks per set (1.40)
- Kennedy Eschenberg
- No. 21 in blocks per set (1.37)
 - No. 39 in hitting percentage (.368)
- Lyndie Haddock-Eppich
- No. 28 in assists per set (11.04)

2018 QUICK FACTS

Location Provo, Utah 84602
 Elevation 4,553 feet
 Enrollment 29,672
 Founded October 15, 1875
 Owned The Church of Jesus Christ of Latter-day Saints
 Nickname Cougars
 Mascot Cosmo the Cougar
 Colors Dark Blue and White
 Conference West Coast Conference
 Arena Smith Fieldhouse (5,000)
 Court Elaine Michaelis Court
 BYU President Kevin J Worthen (BYU, 1982)
 Director of Athletics Tom Holmoe (BYU, 1983)
 Head Coach Heather Olmstead (USU, 2002)
 Season Fourth year
 Career Record 110-11, 62-5 WCC
 Record at BYU Same
 Associate Head Coach Dave Hyte (BYU, 2004)
 Assistant Coach Jonny Neeley (BYU, 2011)
 Statistical Analyst Chelsea Nitta Loyborg
 2017 Overall Record 30-3
 2017 WCC Record 17-1
 2017 NCAA Finish Regional Semifinals
 Final 2017 National Ranking No. 9
 Starters Returning/Lost 5 + Libero/1
 Letterwinners Returning/Lost 12/4
 Other Players Returning/Lost 1/0
 Newcomers 5
 All-time Record 1,273-354-5 (.781)

VOLLEYBALL CONTACT INFORMATION



JORDAN CHRISTIANSEN

Volleyball Media
 Relations Director
 Office: (801) 422-9769
 Cell: (801) 995-5458
 Email: wvolleyball_sid@byu.edu
 @jrdc11



KYLE CHILTON

Secondary Contact Volleyball
 Media Relations Director
 Office: (801) 422-9769
 Cell: (801) 372-2080
 Email: kyle_chilton@byu.edu
 @kylechilton



DUFF TITTLE

Associate Athletic Director
 Communications
 Office: (801) 422-4910
 Cell: (801) 372-4401
 Email: duff_tittle@byu.edu
 @duffittle

BYUCougars.com
 @BYUwvvolleyball
 byuwvvolleyball
 BYUwvvolleyball
 Media Relations Main Office 801-422-8948
 Media Relations Fax 801-422-0633
 Address 30 Smith Fieldhouse, Provo, UT 84602

BYU ROSTER

No.	Name	Pos.	Ht.	Cl.	Exp.	Hometown (Previous School)
1	Taylen Ballard	OH	6-3	So.	1L	Clovis, Calif. (Clovis HS)
2	Heather Gneiting	MB	6-4	Fr.	HS	Pleasant Grove, Utah (Pleasant Grove HS)
3	Madelyn Robinson	OH	5-10	Fr.	HS	Highland, Utah (Lone Peak HS)
5	Emily Lewis-Bushman	MB/OPP	6-4	Jr.	2L	Highland, Utah (Lone Peak HS)
6	Lyndie Haddock-Eppich	S	5-10	Sr.	3L	Longmont, Colo. (Timpview HS)
8	Taylor Tausinga	S	5-8	Fr.	HS	American Fork, Utah (American Fork HS)
9	Sydney Martindale	DS/L	5-8	Sr.	1L	Heber, Utah (Snow College)
11	Lacy Haddock	OH	5-10	Sr.	3L	Longmont, Colo. (Timpview HS)
12	Roni Jones-Perry	OH	6-0	Sr.	3L	West Jordan, Utah (Copper Hills HS)
13	Danelle Stetler	OH	6-0	Sr.	3L	Bluffdale, Utah (Riverton HS)
14	McKenna Miller	OH	6-1	Jr.	2L	Murrieta, Calif. (Murrieta Valley HS)
15	Kiani Moea'i	S	5-10	Jr.	2L	Honolulu, Hawai'i (Punahou HS)
16	Allison Stapleton	MB	6-2	So.	RS	Kennewick, Wash. (Kamiakin HS)
18	Mary Lake	DS/L	5-7	Jr.	2L	Palm Springs, Calif. (Palm Springs HS)
20	Riley Lyman	OH	6-0	Jr.	TR	Central, Utah (Snow College)
21	Whitney McEwan	MB	6-3	Fr.	HS	Bountiful, Utah (Woods Cross HS)
22	Sara Hamson	OPP	6-7	So.	1L	Pleasant Grove, Utah (Pleasant Grove HS)
24	Kennedy Eschenberg	MB	6-5	So.	1L	Bountiful, Utah (Bountiful HS)

Head Coach: Heather Olmstead
 Associate Head Coach: Dave Hyte
 Assistant Coach: Jonny Neeley
 Volunteer Assistant Coach: Gil Fellingham
 Technical Assistant: Chelsea Nitta Loyborg
 Strength and Conditioning Coach: Turreal Moore

Roni Jones-Perry RAW-nee
 Heather Gneiting NIGHT-ing
 Danelle Stetler DUH-n-hl
 Taylor Tausinga tauw-SING-uh
 Kiani Moea'i KEE-aw-NEE moe-ay-EYE-ee
 Whitney McEwan mic-EW-an
 Lyndie Haddock-Eppich LIN-dee HAD-ick EPIC
 Kennedy Eschenberg ESH-en-burg
 Dave Hyte HEIGHT

RETURNING STARTERS (5 + LIBERO)

LACY HADDOCK	SR.	5-10	OH
LYNDIE HADDOCK-EPPICH	SR.	5-10	S
MARY LAKE	JR.	5-7	DS/L
SYDNEY MARTINDALE	SR.	5-8	DS/L
RONI JONES-PERRY	SR.	6-0	OH
KENNEDY ESCHENBERG	SO.	6-5	MB

STARTERS LOST (1)

COSY BURNETT	SR.	6-2	MB/OPP
--------------	-----	-----	--------

RETURNING LETTERWINNERS (12)

TAYLEN BALLARD	SO.	6-3	OH/OPP
SARA HAMSON	JR.	6-7	OPP
LACY HADDOCK	JR.	5-10	OH
LYNDIE HADDOCK-EPPICH	JR.	5-10	S
MARY LAKE	SO.	5-7	DS/L
EMILY LEWIS-BUSHMAN	SO.	6-4	MB/OPP
MCKENNA MILLER	SO.	6-1	OH
SYDNEY MARTINDALE	SR.	5-8	DS/L
RONI JONES-PERRY	JR.	6-0	OH
KENNEDY ESCHENBERG	SO.	6-5	MB
DANELLE STETLER	JR.	6-0	OH
KIANI MOEA'I	SO.	5-10	S

LETTERWINNERS LOST (4)

COSY BURNETT	SR.	6-2	MB
MADDIE GRAHAM	SR.	6-0	MB
ALOHI ROBINS-HARDY	SR.	6-0	S
TRISTYN MOSER	SO.	5-8	DS/L

OTHERS RETURNING (1)

ALLISON STAPLETON	So.	6-2	MB
-------------------	-----	-----	----

NEWCOMERS (5)

HEATHER GNEITING	FR.	6-4	MB
RILEY LYMAN	JR.	6-0	OH
WHITNEY MCEWAN	FR.	6-3	MB
MADELYN ROBINSON	FR.	5-10	OH
TAYLER TAUSINGA	FR.	5-8	S

BREAKDOWN BY GEOGRAPHY

CALIFORNIA (3)

TAYLEN BALLARD
MARY LAKE
MCKENNA MILLER

COLORADO (2)

LACY HADDOCK
LYNDIE HADDOCK-EPPICH

HAWAII (1)

KIANI MOEA'I

WASHINGTON (1)

ALLISON STAPLETON

UTAH (11)

HEATHER GNEITING
SARA HAMSON
EMILY LEWIS-BUSHMAN
RILEY LYMAN
SYDNEY MARTINDALE
WHITNEY MCEWAN
RONI JONES-PERRY
KENNEDY ESCHENBERG
MADELYN ROBINSON
DANELLE STETLER
TAYLER TAUSINGA

BREAKDOWN BY CLASS

SENIOR	5
JUNIOR	5
SOPHOMORE	3
FRESHMAN	5

PROJECTED STARTERS



Lyndie Haddock-Eppich
 Sr. • S • #6



Mary Lake
 Jr. • L • #18



Danelle Stetler
 Sr. • OH • #13



Roni Jones-Perry
 Sr. • OH • #18



Sydney Martindale
 Sr. • DS • #9



Heather Gneiting
 Fr. • MB • #2



Kennedy Eschenberg
 So. • MB • #24

CURRENT WCC STANDINGS

Place	Team	WCC	Pct.	Overall	Pct.
1	BYU	13-0	1.000	23-0	1.000
2	SAN DIEGO	10-3	.769	13-10	.565
3	PEPPERDINE	10-4	.714	16-8	.667
4	SAINT MARY'S	8-5	.615	16-7	.696
5	LOYOLA MARYMOUNT	8-6	.571	18-7	.720
6	PORTLAND	6-7	.462	18-7	.720
7	PACIFIC	5-8	.385	10-14	.417
8	GONZAGA	5-8	.385	8-16	.333
9	SAN FRANCISCO	1-13	.071	8-17	.320
10	SANTA CLARA	1-13	.071	6-20	.231

STAT RANKINGS (As of 11/4)

BYU Team Stats	Rank
HITTING PERCENTAGE	1st (.328)
OPPONENT HITTING PERCENTAGE	3rd (.139)
ASSISTS PER SET	16th (13.31)
KILLS PER SET	14th (14.21)
BLOCKS PER SET	7th (2.88)
SERVICE ACES PER SET	66th (1.47)
DIGS PER SET	307th (12.76)

BYU Individual Stats	Top Ranked
HITTING PERCENTAGE	GNEITING, 5th (.415)
KILLS PER SET	JONES-PERRY, 12th (4.53)
ASSISTS PER SET	HADDOCK-EPPICH, 28th (11.04)
SERVICE ACES PER SET	JONES-PERRY, 29th (0.44)
BLOCKS PER SET	GNEITING, 18th (1.40)
POINTS PER SET	JONES-PERRY, 8th (5.30)

PRESEASON WCC COACHES' POLL

Rank	Team	Pts (1st)	Overall	Conf.	2017 Finish
1	BYU	81 (9)	30-3	17-1	T-1st
2	SAN DIEGO	73 (1)	25-5	17-1	T-1st
3	LOYOLA MARYMOUNT	61	16-13	9-9	T-4th
4	PEPPERDINE	59	16-15	8-10	T-6th
5	GONZAGA	46	14-16	9-9	T-4th
6	SANTA CLARA	42	15-15	8-10	T-6th
7	SAINT MARY'S	35	9-19	5-13	9th
8	PORTLAND	26	15-15	6-12	8th
9	PACIFIC	16	17-14	11-7	3rd
10	SAN FRANCISCO	11	3-28	0-18	10th

PRESEASON ALL-WCC TEAM

Player	Team	Year	Position
KAITY EDWARDS	SAN DIEGO	SR.	MB
KENNEDY ESCHENBERG	BYU	SO.	MB
HANNAH FROHLING	PEPPERDINE	JR.	OH
LYNDIE HADDOCK-EPPICH	BYU	SR.	S
RONI JONES-PERRY	BYU	SR.	OH
MARY LAKE	BYU	JR.	L
MCKENNA MILLER	BYU	JR.	OH
ADDIE PICHA	SAN DIEGO	SR.	MB
MEGAN RICE	LOYOLA MARYMOUNT	JR.	OH
SAVANNAH SLATTERY	LOYOLA MARYMOUNT	JR.	OH

WCC PLAYERS OF THE WEEK

Week	Player	School
8/27	SHAYLA HOEFT	PORTLAND
9/3	RONI JONES-PERRY	BYU
9/10	TESS REID	LMU
9/17	LYNDIE HADDOCK-EPPICH	BYU
9/24	HANNAH FROHLING	PEPPERDINE
10/1	RONI JONES-PERRY	BYU
10/8	RONI JONES-PERRY	BYU
10/15	BLOSSOM SATO	PEPPERDINE
10/22	LYNDIE HADDOCK-EPPICH	BYU
10/29	SARA KOVAC	LMU
11/5	KAITLYN LINES	PACIFIC

AVCA COACHES' POLL (11/4/18)

Rank	School (First-Place Votes)	Points	Record	Previous
1	BYU (52)	1587	23-0	1
2	STANFORD (12)	1547	22-1	2
3	MINNESOTA	1474	20-2	3
4	ILLINOIS	1397	22-3	4
5	TEXAS	1336	15-4	6
6	NEBRASKA	1235	18-6	8
7	PENN STATE	1160	19-5	7
8	WISCONSIN	1108	16-6	5
9	CREIGHTON	1090	22-4	9
10	PITTSBURGH	1027	25-1	10
11	KENTUCKY	986	18-4	12
12	PURDUE	869	21-4	13
13	SOUTHERN CALIFORNIA	776	18-7	15
14	FLORIDA	772	20-5	11
15	MICHIGAN	696	19-6	14
16	CAL POLY	654	21-2	17
17	OREGON	620	16-8	16
18	MARQUETTE	530	22-5	19
19	WASHINGTON STATE	459	18-6	18
20	ARIZONA	290	18-8	21
21	UCLA	248	12-9	22
22	UCF	224	22-3	23
23	TENNESSEE	178	20-5	25
24	MISSOURI	164	20-5	20
25	WASHINGTON	130	15-9	NR

OTHERS RECEIVING VOTES AND LISTED ON TWO OR MORE BALLOTS: BAYLOR 53, LOUISVILLE 36, NORTHERN IOWA 28, SOUTH CAROLINA 26, RICE 18, KANSAS 17, DENVER 15, COLORADO 14, FLORIDA STATE 6, **SAN DIEGO 4**




**WEST COAST
CONFERENCE**



2018 BYU RECORDS WHEN...

FACING RANKED OPPONENTS	4-0
FACING UNRANKED OPPONENTS.....	19-0
IN THREE SETS	18-0
IN FOUR SETS.....	4-0
IN FIVE SETS.....	1-0
IN FIRST SET OF THE MATCH.....	21-2
IN SECOND SET OF THE MATCH	19-1
IN THIRD SET OF THE MATCH	18-2
IN FOURTH SET OF THE MATCH	4-1
IN FIFTH SET OF THE MATCH.....	1-0
WINNING FIRST SET	21-0
OPPONENT WINS FIRST SET	2-0
RECORDING MORE KILLS	20-0
OPPONENT RECORDS MORE KILLS.....	3-0
OPPONENT AND BYU RECORD EQUAL NUMBER OF KILLS	0-0
RECORDING HIGHER HITTING PERCENTAGE	23-0
OPPONENT RECORDS HIGHER HITTING PERCENTAGE.....	0-0
OPPONENT AND BYU RECORD EQUAL HITTING PERCENTAGE.....	0-0
HITTING .300+	15-0
OPPONENT HITS .300+	0-0
THREE OR MORE COUGARS RECORD 10+ KILLS.....	2-0
THREE OR MORE OPPONENTS RECORD 10+ KILLS.....	4-0
OUT-BLOCKING OPPONENT.....	19-0
OPPONENT OUT-BLOCKS BYU.....	4-0
OPPONENT AND BYU RECORD EQUAL NUMBER OF BLOCKS.....	0-0
RECORDING 12.0+ BLOCKS.....	8-0
OPPONENT RECORDS 12.0+ BLOCKS	1-0
RECORDING MORE DIGS	19-0
OPPONENT RECORDS MORE DIGS.....	4-0
OPPONENT AND BYU RECORD EQUAL NUMBER OF DIGS	0-0
IN AUGUST	4-0
IN SEPTEMBER	11-0
IN OCTOBER	7-0
IN NOVEMBER	1-0
IN DECEMBER.....	0-0
LAST 10 MATCHES	10-0
CURRENT STREAK	W23
LONGEST WIN STREAK IN 2018.....	23
PLAYING ON TUESDAY.....	1-0
PLAYING ON THURSDAY	7-0
PLAYING ON FRIDAY.....	6-0
PLAYING ON SATURDAY	9-0

2018 BYU INDIVIDUAL HIGHS

KILLS	
3 SETS.....	26, JONES-PERRY vs. USC (9/7)
4 SETS.....	23, JONES-PERRY vs. MARQUETTE (9/8) 23, JONES-PERRY vs. SAN DIEGO (10/5)
5 SETS.....	20, JONES-PERRY vs. STANFORD (8/31)
ATTEMPTS	
3 SETS.....	52, JONES-PERRY vs. USC (9/7)
4 SETS.....	55, JONES-PERRY vs. MARQUETTE (9/8)
5 SETS.....	44, JONES-PERRY vs. STANFORD (8/31)
HITTING PERCENTAGE (min. 8 attempts)	
3 SETS.....	.875, HADDOCK-EPPICH vs. GONZAGA (9/27)
4 SETS.....	.632, ROBINSON vs. DUKE (8/25)
5 SETS.....	.385, ESCHENBERG vs. STANFORD (8/31)
ASSISTS	
3 SETS.....	42, HADDOCK-EPPICH vs. WEBER STATE (9/15)
4 SETS.....	56, HADDOCK-EPPICH vs. MARQUETTE (9/8)
5 SETS.....	48, HADDOCK-EPPICH vs. STANFORD (8/31)
DIGS	
3 SETS.....	24, LAKE vs. DUKE (8/24)
4 SETS.....	26, LAKE vs. MARQUETTE (9/8)
5 SETS.....	18, LAKE vs. STANFORD (8/31)
BLOCKS	
3 SETS.....	11, ESCHENBERG vs. SAINT MARY'S (9/22)
4 SETS.....	12, GNEITING vs. SAN DIEGO (11/2)
5 SETS.....	10, GNEITING vs. STANFORD (8/31)

2018 BYU TEAM HIGHS

KILLS	
3 SETS.....	49 vs. WEBER STATE (9/15) 49 vs. GONZAGA (10/27)
4 SETS.....	65 vs. MARQUETTE (9/8)
5 SETS.....	58 vs. STANFORD (8/31)
ATTEMPTS	
3 SETS.....	129 vs. USC (9/7)
4 SETS.....	137 vs. DUKE (8/25)
5 SETS.....	141 vs. STANFORD (8/31)
HITTING PERCENTAGE	
3 SETS.....	.531 vs. SAINT MARY'S (9/22)
4 SETS.....	.350 vs. SAN DIEGO (10/5)
5 SETS.....	.234 vs. STANFORD (8/31)
ASSISTS	
3 SETS.....	48 vs. WEBER STATE (9/15)
4 SETS.....	63 vs. MARQUETTE (9/8)
5 SETS.....	57 vs. STANFORD (8/31)
DIGS	
3 SETS.....	58 vs. USC (9/7)
4 SETS.....	56 vs. MARQUETTE (9/8)
5 SETS.....	46 vs. STANFORD (8/31)
BLOCKS	
3 SETS.....	16.0 vs. PEPPERDINE (10/20)
4 SETS.....	16.0 vs. SAN DIEGO (11/2)
5 SETS.....	14.0 vs. STANFORD (8/31)

2018 MATCH-BY-MATCH STARTERS

MATCH	SETTER	LIBERO	OUT. HITTER	OUT. HITTER	OPP/DS	MID. BLOCKER/DS	MID. BLOCKER
8/24 DUKE	HADDOCK-EPPICH	LAKE	MILLER	JONES-PERRY	HADDOCK	GNEITING	ESCHENBERG
8/25 DUKE	HADDOCK-EPPICH	LAKE	MILLER	JONES-PERRY	HADDOCK	GNEITING	ESCHENBERG
8/30 WWU	HADDOCK-EPPICH	LAKE	STETLER	JONES-PERRY	MARTINDALE	GNEITING	ESCHENBERG
8/31 STAN	HADDOCK-EPPICH	LAKE	MILLER	JONES-PERRY	MARTINDALE	GNEITING	ESCHENBERG
9/1 WSU	HADDOCK-EPPICH	LAKE	STETLER	JONES-PERRY	MARTINDALE	GNEITING	ESCHENBERG
9/7 USC	HADDOCK-EPPICH	LAKE	STETLER	JONES-PERRY	MARTINDALE	GNEITING	ESCHENBERG
9/7 SU	HADDOCK-EPPICH	LAKE	STETLER	JONES-PERRY	MARTINDALE	GNEITING	ESCHENBERG
9/8 MU	HADDOCK-EPPICH	LAKE	MILLER	JONES-PERRY	MARTINDALE	GNEITING	ESCHENBERG
9/13 UTAH	HADDOCK-EPPICH	LAKE	STETLER	JONES-PERRY	MARTINDALE	GNEITING	ESCHENBERG
9/15 WSU	HADDOCK-EPPICH	LAKE	STETLER	JONES-PERRY	MARTINDALE	GNEITING	ESCHENBERG
9/20 PAC	HADDOCK-EPPICH	LAKE	STETLER	JONES-PERRY	MARTINDALE	GNEITING	ESCHENBERG
9/22 SMC	HADDOCK-EPPICH	LAKE	STETLER	JONES-PERRY	MARTINDALE	GNEITING	ESCHENBERG
9/25 PEP	HADDOCK-EPPICH	LAKE	MILLER	JONES-PERRY	MARTINDALE	GNEITING	ESCHENBERG
9/27 GON	HADDOCK-EPPICH	LAKE	STETLER	JONES-PERRY	MARTINDALE	GNEITING	ESCHENBERG
9/29 POR	HADDOCK-EPPICH	LAKE	STETLER	JONES-PERRY	MARTINDALE	GNEITING	ESCHENBERG
10/5 USD	HADDOCK-EPPICH	LAKE	STETLER	JONES-PERRY	MARTINDALE	MOEA'I	ESCHENBERG
10/11 USF	HADDOCK-EPPICH	LAKE	STETLER	JONES-PERRY	ROBINSON	GNEITING	ESCHENBERG
10/13 SCU	HADDOCK-EPPICH	LAKE	STETLER	JONES-PERRY	MARTINDALE	GNEITING	ESCHENBERG
10/18 LMU	HADDOCK-EPPICH	LAKE	MILLER	JONES-PERRY	MARTINDALE	GNEITING	ESCHENBERG
10/20 PEP	HADDOCK-EPPICH	LAKE	STETLER	JONES-PERRY	ROBINSON	GNEITING	ESCHENBERG
10/25 POR	HADDOCK-EPPICH	LAKE	STETLER	JONES-PERRY	MARTINDALE	GNEITING	ESCHENBERG
10/27 GON	HADDOCK-EPPICH	LAKE	STETLER	JONES-PERRY	MARTINDALE	GNEITING	ESCHENBERG
11/2 USD	HADDOCK-EPPICH	LAKE	MILLER	JONES-PERRY	ROBINSON	GNEITING	ESCHENBERG

2018 MATCH-BY-MATCH STAT LEADERS

OPPONENT	KILLS	ATTEMPTS	ASSISTS	ACES	DIGS	BLOCKS
8/24 DUKE	14, MILLER	32, JONES-PERRY	38, HADDOCK-EPPICH	1, JONES-PERRY	24, LAKE	4, ESCHENBERG
8/25 DUKE	13, two players	34, MILLER	46, HADDOCK-EPPICH	1, two players	19, LAKE	5, ESCHENBERG
8/30 WWU	13, JONES-PERRY	24, JONES-PERRY	30, HADDOCK-EPPICH	3, GNEITING	16, LAKE	4, ESCHENBERG
8/31 STAN	20, JONES-PERRY	44, JONES-PERRY	48, HADDOCK-EPPICH	2, two players	18, LAKE	10, GNEITING
9/1 WSU	16, JONES-PERRY	33, MILLER	29, HADDOCK-EPPICH	2, two players	13, LAKE	4, two players
9/7 USC	26, JONES-PERRY	52, JONES-PERRY	34, HADDOCK-EPPICH	5, MILLER	15, LAKE	4, GNEITING
9/7 SU	16, JONES-PERRY	37, JONES-PERRY	29, HADDOCK-EPPICH	1, three players	7, two players	7, ESCHENBERG
9/8 MU	23, JONES-PERRY	55, JONES-PERRY	29, HADDOCK-EPPICH	3, JONES-PERRY	26, LAKE	8, ESCHENBERG
9/13 UTAH	13, JONES-PERRY	27, JONES-PERRY	31, HADDOCK-EPPICH	2, MILLER	12, LAKE	4, ESCHENBERG
9/15 WSU	14, MILLER	24, JONES-PERRY	42, HADDOCK-EPPICH	1, two players	10, LAKE	3, four players
9/20 PAC	13, JONES-PERRY	17, JONES-PERRY	35, HADDOCK-EPPICH	3, two players	5, HADDOCK-EPPICH	6, GNEITING
9/22 SMC	12, JONES-PERRY	14, JONES-PERRY	24, HADDOCK-EPPICH	2, MOEA'I	6, LAKE	11, ESCHENBERG
9/25 PEP	16, JONES-PERRY	24, two players	39, HADDOCK-EPPICH	2, two players	14, LAKE	6, GNEITING
9/27 GON	10, JONES-PERRY	21, JONES-PERRY	31, HADDOCK-EPPICH	4, JONES-PERRY	7, STETLER	4, two players
9/29 POR	13, JONES-PERRY	27, JONES-PERRY	29, HADDOCK-EPPICH	1, four players	12, LAKE	3, three players
10/5 USD	23, JONES-PERRY	43, JONES-PERRY	46, HADDOCK-EPPICH	1, four players	11, LAKE	7, ESCHENBERG
10/11 USF	11, MILLER	32, MILLER	27, HADDOCK-EPPICH	4, MILLER	19, LAKE	4, two players
10/13 SCU	10, ESCHENBERG	32, JONES-PERRY	31, HADDOCK-EPPICH	4, JONES-PERRY	8, JONES-PERRY	6, ESCHENBERG
10/18 LMU	12, JONES-PERRY	28, JONES-PERRY	24, HADDOCK-EPPICH	2, JONES-PERRY	12, HADDOCK-EPPICH	7, ESCHENBERG
10/20 PEP	12, JONES-PERRY	31, MILLER	35, HADDOCK-EPPICH	2, JONES-PERRY	16, LAKE	7, two players
10/25 POR	13, two players	36, JONES-PERRY	34, HADDOCK-EPPICH	1, three players	11, LAKE	9, GNEITING
10/27 GON	18, JONES-PERRY	31, JONES-PERRY	39, HADDOCK-EPPICH	1, two players	11, HADDOCK-EPPICH	5, GNEITING
11/2 USD	18, two players	45, MILLER	44, HADDOCK-EPPICH	1, three players	16, HADDOCK-EPPICH	12, GNEITING

HEAD COACH HEATHER OLMSTEAD: 2015-PRESENT

Heather Olmstead was named the head coach of the Cougars in 2015.

In 2017, Olmstead coached the Cougars to a 30-3 (17-1 WCC) season where they won a fourth-consecutive conference title and advanced to the regional semifinals of the NCAA tournament for a sixth-straight season. Additionally, she coached four AVCA All-Americans in 2017.

In 2016, she coached the Cougars to a 29-4 (16-2 WCC) season where they where they won a third-straight outright conference title and advanced to the regional semifinals of the NCAA tournament for a fifth-consecutive season.

In 2015 she led the team to a 28-4, (16-2 WCC) season where they won an outright conference title and advanced to the regional semifinals of the NCAA tournament for the fourth-straight year.

In January of 2014, Olmstead was named the associate head coach of BYU women's volleyball. During the year, she helped coach the Cougars to perhaps their most successful season to date. BYU went 30-5 on the season, winning an out-right West Coast Conference title, before advancing to the national championship match of the NCAA tournament for the first time in school history. It was also the first time an unseeded team had reached the title match in its history.

In 2013, she helped coach the Cougars to a 24-7 (15-3 WCC) season where they advanced to the round of 16 at the NCAA tournament for a second-consecutive year. In 2012, Olmstead helped coach the Cougars to their first conference title since 2005, their best record since 1998 at 28-4 and a finish in the round of 16 at the NCAA tournament, the team's first showing at the tournament since 2007.

Olmstead helped coach the Cougars to 21-9 (10-6 WCC) season in 2011. She helped the team to a third-place finish in BYU's first season in the WCC and coached players with three all-conference honors, one all-region accolade and one AVCA All-America citation.

Prior to her time at BYU, Olmstead was an assistant coach at the University of Utah. While there, she helped Utah to the second round of the NCAA tournament and a 16-0 conference finish in 2006. In 2008, she assisted the squad to a regional semifinal finish in the NCAA tournament and a Mountain West Conference title. The team compiled a 103-51 record with Olmstead as assistant coach.

From 2003-05, Olmstead served as an assistant coach at her alma mater, Utah State. She started at libero for the Aggies from 1998-01.

OLMSTEAD COACHING EXPERIENCE		
2015-	BYU	Head Coach
2014	BYU	Associate Head Coach
2011-13	BYU	Assistant Coach
2006-10	Utah	Assistant Coach
2003-05	Utah State	Assistant Coach

COACHING RECORD

2015	28-4	16-2
2016	29-4	16-2
2017	30-3	17-1
2018	23-0	13-0
Overall	110-11 (.909)	62-5 (WCC)

ASSOCIATE HEAD COACH DAVE HYTE: 2014-PRESENT

Head coach Heather Olmstead named Dave Hyte associate head coach of BYU women's volleyball in February 2018.

In 2017, Hyte helped coach the Cougars to a 30-3 (17-1 WCC) season where they won a fourth-consecutive conference title and advanced to the regional semifinals of the NCAA tournament for a sixth-straight season.

In 2016, Hyte helped coach the Cougars to a 29-4 (16-2 WCC) season where they where they won a third-straight outright conference title and advanced to the regional semifinals of the NCAA tournament for a fifth-consecutive season. Additionally, he coached two AVCA All-Americans in 2016: Amy Boswell and McKenna Miller.

In 2015, Hyte helped coach the Cougars to a 28-4, (16-2 WCC) season where they won an outright conference title and advanced to the regional semifinals of the NCAA tournament for the fourth-straight year. Two Cougars were named AVCA All-Americans in 2015: Alexa Gray and Amy Boswell.

In his first season as one of the BYU women's volleyball assistant coaches, he helped coach the Cougars to a 30-5 (16-2 WCC) season where they won an outright conference title and advanced to the championship match of the NCAA tournament for the first time in program history.

Before coming to BYU, Hyte served as an assistant women's volleyball coach for two seasons at Houston from 2012-13. Before that, he served as an assistant women's volleyball coach at Idaho State from 2008-12. Hyte transferred to BYU where he played volleyball from 2002-04. He contributed as a member of the 2004 NCAA Championship team at BYU and 2003 NCAA national runner-up team.

ASSISTANT COACH JONNY NEELEY: 2016-PRESENT

BYU women's volleyball head coach Heather Olmstead announced the hiring of Jonny Neeley in February 2016.

In 2017, Neeley helped coach the Cougars to a 30-3 (17-1 WCC) season where they won a fourth-consecutive conference title and advanced to the regional semifinals of the NCAA tournament for a sixth-straight season. Additionally, he coached four AVCA All-Americans in 2017: Third-teamer Veronica Jones-Perry and Honorable Mention honorees Cosy Burnett, Mary Lake and McKenna Miller.

In 2016, he helped coach the Cougars to a 29-4 (16-2 WCC) season where they where they won a third-straight outright conference title and advanced to the regional semifinals of the NCAA tournament for a fifth-consecutive season. Additionally, he coached two AVCA All-Americans in 2016: Amy Boswell and McKenna Miller.

Prior to joining the team, Neeley spent two seasons as an assistant coach at the University of Arkansas-Fort Smith. In 2015, Neeley helped coach UAFS to a school-record 28-straight wins. The season included a conference championship, regional championship and a second-consecutive trip to the regional finals of the Division II NCAA Tournament. Before that in 2014, Neeley helped coach the Lions to their best season in program history – which included a conference championship, regional championship and a trip to the national semifinals of the NCAA tournament. Additionally, during that season Neeley coached two All-Americans, Michelle Walker and Jessica Anderson.

Neeley is a BYU graduate who received his bachelor of science degree in coaching/teaching physical education in 2011.

#1 | TAYLEN BALLARD | OPP | 6-3 | SO. | CLOVIS, CALIF. | CLOVIS HS



Had a kill vs. WSU (9/1) • Collected a dig vs. SU (9/7) • Added two kills and two blocks vs. PAC (9/20) • Contributed a kill vs. GON (9/27) • Had a block at Portland (10/25) • Collected two kills and four blocks vs. USD (11/2)

SEASON HIGHS

Kills	2 (two times)
Attempts	10 (vs. PAC, 9/20/18)
Hitting % (8 TA)	.000
Service aces	0
Assists	0
Digs	1 (vs. SU, 9/7/18)
Block assists	4 (vs. USD, 11/2/18)
Solo blocks	0
Total blocks	4 (vs. USD, 11/2/18)

CAREER HIGHS

Kills	10 (vs. USF, 9/23/17)
Attempts	23 (vs. PEP, 9/26/17)
Hitting % (8 TA)	.588 (vs. USF, 9/23/17)
Service aces	0
Assists	0
Digs	2 (vs. SMC, 10/5/17)
Block assists	4 (three times)
Solo blocks	1 (vs. USF, 9/23/17)
Total blocks	4 (three times)

Year	S	K	E	TA	PCT	AST	SA	SE	RE	D	BS	BA	BE	BHE	PTS
2017	27	48	9	111	.351	0	0	0	0	6	1	18	5	0	58
2018	13	6	8	23	-.087	0	0	0	1	1	0	7	1	0	9.5
Career	40	54	17	134	.276	0	0	0	1	7	1	25	6	0	67.5

#2 | HEATHER GNEITING | MB | 6-4 | FR. | PLEASANT GROVE, UTAH | PLEASANT GROVE HS



Had 11 kills vs. Duke (8/24) • Contributed a career-high 10 blocks vs. STAN (8/31) • Collected three aces and four kills vs. WVU (8/30) • Added nine kills on a .571 clip vs. MU (9/8) • Had five kills and four blocks vs. SU (9/7) • Contributed seven kills on a .636 clip vs. Utah (9/13) • Collected seven kills on a .778 clip and three blocks vs. WSU (9/15) • Added six kills and six blocks vs. PAC (9/20) • Had nine kills on a .800 clip and six blocks vs. PEP (9/25) • Contributed seven kills, three digs and three blocks vs. POR (9/29) • Collected six blocks and three kills vs. USD (10/5) • Added eight kills on a .636 clip vs. SCU (10/13) • Had five kills and seven blocks vs. Pepperdine (10/20) • Set a career high with 13 kills, adding nine blocks at Portland (10/25) • Recorded 11 kills and five blocks at Gonzaga (10/27) • Collected career-high 12 blocks with seven kills vs. USD (11/2)

SEASON HIGHS

Kills	13 (at POR, 10/25/18)
Attempts	24 (vs. STAN, 8/31/18)
Hitting % (8 TA)	.800 (vs. PEP, 9/25/18)
Service aces	3 (vs. WVU, 8/30/18)
Assists	1 (four times)
Digs	3 (three times)
Block assists	12 (vs. USD, 11/2/18)
Solo blocks	1 (six times)
Total blocks	12 (vs. USD, 11/2/18)

CAREER HIGHS

Kills	13 (at POR, 10/25/18)
Attempts	24 (vs. STAN, 8/31/18)
Hitting % (8 TA)	.800 (vs. PEP, 9/25/18)
Service aces	3 (vs. WVU, 8/30/18)
Assists	1 (four times)
Digs	3 (three times)
Block assists	12 (vs. USD, 11/2/18)
Solo blocks	1 (six times)
Total blocks	12 (vs. USD, 11/2/18)

Year	S	K	E	TA	PCT	AST	SA	SE	RE	D	BS	BA	BE	BHE	PTS
2018	75	148	35	272	.415	6	15	22	0	23	6	99	8	0	218.5
Career	75	148	35	272	.415	6	15	22	0	23	6	99	8	0	218.5

#3 | MADELYN ROBINSON | OH | 5-10 | FR. | HIGHLAND, UTAH | LONE PEAK HS



Collected 12 kills on a .632 clip vs. Duke (8/25) • Had five kills on a .500 clip vs. WSU (9/1) • Contributed five kills, two blocks and two digs vs. MU (9/8) • Added six kills and two blocks vs. SMC (9/22) • Collected five kills and four blocks vs. PEP (9/25) • Had five kills and four blocks vs. GON (9/27) • Contributed six kills and three blocks vs. USD (10/5) • Had two kills and an assist at Portland (10/25)

SEASON HIGHS

Kills	12 (vs. DUKE, 8/24/18)
Attempts	19 (vs. DUKE, 8/24/18)
Hitting % (8 TA)	.632 (vs. DUKE, 8/24/18)
Service aces	0
Assists	2 (vs. STAN, 8/31/18)
Digs	3 (vs. DUKE, 8/24/18)
Block assists	4 (two times)
Solo blocks	1 (vs. WSU, 9/15/18)
Total blocks	4 (two times)

CAREER HIGHS

Kills	12 (vs. DUKE, 8/24/18)
Attempts	19 (vs. DUKE, 8/24/18)
Hitting % (8 TA)	.632 (vs. DUKE, 8/24/18)
Service aces	0
Assists	2 (vs. STAN, 8/31/18)
Digs	3 (vs. DUKE, 8/24/18)
Block assists	4 (two times)
Solo blocks	1 (vs. WSU, 9/15/18)
Total blocks	4 (two times)

Year	S	K	E	TA	PCT	AST	SA	SE	RE	D	BS	BA	BE	BHE	PTS
2018	51	83	33	197	.254	4	0	2	0	15	1	25	3	0	96.5
Career	51	83	33	197	.254	4	0	2	0	15	1	25	3	0	96.5

#5 | EMILY LEWIS-BUSHMAN | MB/OPP | 6-4 | JR. | HIGHLAND, UTAH | LONE PEAK HS



Had a kill vs. Duke (8/24) • Collected an ace, dig and block vs. GON (9/27)

SEASON HIGHS

Kills	0
Attempts	1 (vs. DUKE, 8/24/18)
Hitting % (8 TA)	.000
Service aces	1 (vs. GON, 9/27/18)
Assists	0
Digs	1 (vs. GON, 9/27/18)
Block assists	1 (vs. GON, 9/27/18)
Solo blocks	0
Total blocks	1 (vs. GON, 9/27/18)

CAREER HIGHS

Kills	5 (two times)
Attempts	10 (vs. GON, 10/17/16)
Hitting % (8 TA)	.500 (vs. USF, 9/24/16)
Service aces	1 (vs. GON, 9/27/18)
Assists	0
Digs	1 (vs. GON, 9/27/18)
Block assists	1 (six times)
Solo blocks	0
Total blocks	1 (six times)

Year	S	K	E	TA	PCT	AST	SA	SE	RE	D	BS	BA	BE	BHE	PTS
2015	0	0	0	0	.000	0	0	0	0	0	0	0	0	0	0
2016	7	11	4	27	.259	0	0	0	0	2	0	3	0	0	12.5
2017	7	5	2	15	.200	0	0	0	0	0	0	2	1	0	6
2018	5	0	0	5	.000	0	1	0	0	1	0	1	0	0	1.5
Career	19	16	6	47	.213	0	1	0	0	3	0	6	1	0	20

#6 | LYNDIE HADDOCK-EPPICH | S | 5-10 | SR. | LONGMONT, COLO. | TIMPVIEV HS



Contributed 46 assists and eight digs vs. Duke (8/25) • Added a double-double of 30 assists and 10 digs vs. WVU (8/30) • Had 48 assists and five blocks vs. STAN (8/31) • Collected a double-double of 29 assists and 12 digs vs. WSU (9/1) • Contributed 34 assists and 11 digs vs. USC (9/7) • Added 56 assists vs. MU (9/8) • Had 31 assists and 10 digs vs. Utah (9/13) • Collected 35 assists and five digs vs. PAC (9/20) • Contributed 31 assists, five digs and eight kills on a .875 clip vs. GON (9/27) • Had 46 assists and 10 digs for a double-double vs. USD (10/5) • Collected 27 assists and 11 digs vs. USF (10/11) • Tied a season high with 12 digs and added four kills and 24 assists vs. LMU (10/18) • Registered 35 assists, 11 digs, seven blocks (tied career high) and three kills vs. PEP (10/20) • Hit the 3,000-assist mark at POR, finishing with 34 assists, seven digs, five blocks and four kills and an ace (10/25) • Contributed 39 assists, 11 digs and three blocks at GON (10/27) • Had a double-double with 44 assists and 16 digs with five blocks, an ace and a kill vs. USD (11/2)

SEASON HIGHS

Kills	7 (vs. GON, 9/27/18)
Attempts	10 (vs. MU, 9/8/18)
Hitting % (8 TA)	.875 (vs. GON, 9/27/18)
Service aces	1 (eight times)
Assists	56 (vs. MU, 9/8/18)
Digs	16 (vs. USD, 11/2/18)
Block assists	7 (vs. PEP, 10/20/18)
Solo blocks	1 (two times)
Total blocks	7 (vs. PEP, 10/20/18)

CAREER HIGHS

Kills	7 (two times)
Attempts	11 (vs. OSU, 8/26/17)
Hitting % (8 TA)	.875 (vs. USF, 9/24/16)
Service aces	3 (vs. UOP, 10/8/16)
Assists	60 (vs. OSU, 9/3/16)
Digs	20 (vs. UT, 12/9/16)
Block assists	7 (two times)
Solo blocks	1 (12 times)
Total blocks	7 (three times)

Year	S	K	E	TA	PCT	AST	SA	SE	RE	D	BS	BA	BE	BHE	PTS
2015	5	0	0	0	.000	7	0	1	0	1	0	1	0	0	0.5
2016	110	80	11	161	.429	1129	15	21	1	252	7	71	12	6	137.5
2017	112	63	18	160	.281	1139	12	7	0	230	6	97	5	4	129.5
2018	75	59	9	108	0.463	828	8	10	1	191	2	69	3	6	103.5
Career	302	202	38	429	0.382	3103	35	39	2	674	15	238	20	16	371

#8 | TAYLER TAUSINGA | S | 5-8 | FR. | AMERICAN FORK, UTAH | AMERICAN FORK HS



Collected three assists vs. WVU (8/30) • Had two assists vs. GON (9/27) • Contributed two assists and a dig vs. POR (9/29)

SEASON HIGHS

Kills	0
Attempts	0
Hitting % (8 TA)	.000
Service aces	0
Assists	3 (vs. WVU, 8/30/18)
Digs	1 (vs. POR, 9/29/18)
Block assists	0
Solo blocks	0
Total blocks	0

CAREER HIGHS

Kills	0
Attempts	0
Hitting % (8 TA)	.000
Service aces	0
Assists	3 (vs. WVU, 8/30/18)
Digs	1 (vs. POR, 9/29/18)
Block assists	0
Solo blocks	0
Total blocks	0

Year	S	K	E	TA	PCT	AST	SA	SE	RE	D	BS	BA	BE	BHE	PTS
2018	6	0	0	0	.000	8	0	2	0	1	0	0	0	1	0
Career	6	0	0	0	.000	8	0	2	0	1	0	0	0	1	0

#9 | SYDNE MARTINDALE | DS/L | 5-8 | SR. | HEBER, UTAH | SNOW COLLEGE



Had two aces and five digs vs. STAN (8/31) • Contributed seven digs vs. SU (9/7) • Collected seven digs and four assists vs. MU (9/8) • Added four digs and two assists vs. Utah (9/13) • Had six digs vs. GON (9/27) • Contributed five digs and an ace vs. POR (9/29) • Collected eight digs and an ace vs. USD (10/5) • Contributed six digs, an ace and an assist vs. PEP (10/20) • Tied a season high with eight digs at Portland (10/25)

SEASON HIGHS

Kills	1 (vs. SCU, 10/13/18)
Attempts	1 (three times)
Hitting % (8 TA)	.000
Service aces	2 (four times)
Assists	4 (vs. MU, 9/8/18)
Digs	8 (two times)
Block assists	0
Solo blocks	0
Total blocks	0

CAREER HIGHS

Kills	1 (vs. SCU, 10/13/18)
Attempts	1 (three times)
Hitting % (8 TA)	.000
Service aces	2 (four times)
Assists	4 (vs. MU, 9/8/18)
Digs	15 (vs. UK, 12/8/17)
Block assists	0
Solo blocks	0
Total blocks	0

Year	S	K	E	TA	PCT	AST	SA	SE	RE	D	BS	BA	BE	BHE	PTS
2017	115	0	0	0	.000	18	4	3	20	184	0	0	0	1	4
2018	75	0	0	2	0.000	22	14	16	16	103	0	0	0	0	14
Career	190	0	0	2	0.000	40	18	19	36	287	0	0	0	1	18

#11 | LACY HADDOCK | OH | 5-10 | SR. | LONGMONT, COLO. | TIMPVIEV HS



Had six digs and three blocks vs. Duke (8/24) • Added five digs vs. USC (9/7) • Collected three kills and five digs vs. GON (9/27) • Contributed three digs, a block and a kill vs. SCU (10/13) • Contributed three kills and a block at Gonzaga (10/27)

SEASON HIGHS

Kills	3 (four times)
Attempts	14 (vs. DUKE, 8/24/18)
Hitting % (8 TA)	.250 (vs. GON, 9/27/18)
Service aces	1 (vs. SMC, 9/22/18)
Assists	1 (vs. GON, 9/27/18)
Digs	6 (vs. DUKE, 8/24/18)
Block assists	3 (vs. DUKE, 8/24/18)
Solo blocks	0
Total blocks	3 (vs. DUKE, 8/24/18)

CAREER HIGHS

Kills	14 (vs. SCU, 9/22/16)
Attempts	49 (vs. UP, 10/13/16)
Hitting % (8 TA)	.667 (vs. USF, 9/24/16)
Service aces	2 (vs. SMC, 10/6/16)
Assists	3 (vs. SMC, 10/10/15)
Digs	14 (vs. LMU, 10/24/15)
Block assists	6 (vs. SMC, 11/4/17)
Solo blocks	1 (vs. SMC, 11/4/17)
Total blocks	7 (vs. SMC, 11/4/17)

Year	S	K	E	TA	PCT	AST	SA	SE	RE	D	BS	BA	BE	BHE	PTS
2015	59	51	14	154	.240	9	5	9	8	118	1	8	1	0	61
2016	106	229	67	710	.228	2	6	8	10	81	5	56	8	0	268
2017	52	64	23	196	.209	2	7	4	4	38	1	34	5	0	89
2018	28	21	14	92	0.076	1	1	1	0	23	0	6	0	0	25
Career	245	365	118	1152	0.215	14	19	22	22	260	7	104	14	0	443

#12 | RONI JONES-PERRY | OH | 6-0 | SR. | WEST JORDAN, UTAH | COPPER HILLS HS



Had five digs and eight kills vs. Duke (8/24) • Collected a season-high 20 kills and 10 digs vs. STAN (8/31) • Added 16 kills on a career-high .682 clip vs. WSU (9/1) • Contributed 26 kills on a .442 clip vs. USC (9/7) • Had 23 kills and seven digs vs. MU (9/8) • Collected 13 kills and six digs vs. WSU (9/15) • Added 13 kills on a .765 clip vs. PAC (9/20) • Contributed 12 kills on a career-high .786 clip vs. SMC (9/22) • Had 16 kills and 10 digs vs. PEP (9/25) • Added 10 kills and a season-high four aces vs. GON (9/27) • Contributed 23 kills on a .465 clip and six digs vs. USD (10/5) • Had nine kills, eight digs and four aces vs. SCU (10/13) • Set a career high with 14 digs to go with 12 kills and two aces vs. PEP (10/20) • Had a game-high 18 kills with eight digs and an ace at GON (10/27) • Totaled 18 kills, 13 digs, two blocks and an ace vs. USD (11/2)

SEASON HIGHS

Kills	26 (vs. USC, 9/7/18)
Attempts	55 (vs. MU, 9/8/18)
Hitting % (8 TA)	.786 (vs. SMC, 9/22/18)
Service aces	4 (two times)
Assists	2 (vs. POR, 10/25/18)
Digs	14 (vs. PEP, 10/20)
Block assists	4 (three times)
Solo blocks	1 (vs. STAN, 8/31/18)
Total blocks	5 (vs. STAN, 8/31/18)

CAREER HIGHS

Kills	34 (vs. LMU, 10/21/17)
Attempts	71 (vs. UoU, 9/14/17)
Hitting % (8 TA)	.786 (vs. SMC, 9/22/18)
Service aces	5 (vs. ISU, 9/10/16)
Assists	3 (vs. USD, 9/30/17)
Digs	14 (vs. PEP, 10/20)
Block assists	8 (vs. UOP, 11/2/17)
Solo blocks	1 (14 times)
Total blocks	9 (vs. UOP, 11/2/17)

Year	S	K	E	TA	PCT	AST	SA	SE	RE	D	BS	BA	BE	BHE	PTS
2015	79	171	77	457	.206	3	0	0	2	29	3	30	6	0	189
2016	90	227	78	611	.244	6	25	30	3	74	2	59	5	0	283.5
2017	118	569	182	1379	.281	23	41	20	17	180	10	70	6	0	655
2018	73	331	87	692	0.353	12	32	34	12	143	1	46	4	0	387
Career	360	1298	424	3139	0.279	44	98	84	34	426	16	205	21	0	1514.5

#13 | DANELLE STETLER | OH | 6-0 | SR. | RIVERTON, UTAH | RIVERTON HS



Collected eight kills on a .375 clip and five digs vs. Duke (8/25) • Added 10 digs vs. USC (9/7) • Had three assists and seven digs vs. GON (9/27) • Contributed four digs and two assists vs. POR (9/29) • Contributed three digs, three assists and a kill vs. PEP (10/20)

SEASON HIGHS

Kills	8 (vs. DUKE, 8/25/18)
Attempts	16 (vs. DUKE, 8/25/18)
Hitting % (8 TA)	.375 (vs. DUKE, 8/25/18)
Service aces	0
Assists	3 (vs. GON, 9/27/18)
Digs	10 (vs. USC, 9/7/18)
Block assists	2 (vs. DUKE, 8/25/18)
Solo blocks	0
Total blocks	2 (vs. DUKE, 8/25/18)

CAREER HIGHS

Kills	9 (vs. OSU, 8/26/17)
Attempts	27 (vs. OSU, 8/26/17)
Hitting % (8 TA)	.667 (vs. UAPB, 9/5/15)
Service aces	3 (two times)
Assists	3 (vs. GON, 9/27/18)
Digs	14 (vs. MU, 9/1/17)
Block assists	4 (two times)
Solo blocks	1 (two times)
Total blocks	4 (three times)

Year	S	K	E	TA	PCT	AST	SA	SE	RE	D	BS	BA	BE	BHE	PTS
2014	0	0	0	0	.000	0	0	0	0	0	0	0	0	0	0
2015	45	50	28	154	.143	6	6	3	5	67	0	5	4	1	58.5
2016	67	33	7	90	.289	13	7	8	18	90	2	8	2	2	46
2017	71	67	34	201	.164	4	11	8	15	123	0	19	6	0	87.5
2018	71	11	3	38	0.211	20	0	0	15	76	0	3	0	1	12.5
Career	254	161	72	483	0.184	43	24	19	53	356	2	35	12	4	204.5

#14 | MCKENNA MILLER | OH | 6-1 | JR. | LANCASTER, CALIF. | MURRIETA VALLEY HS



Collected a match-high 14 kills on a .448 clip vs. Duke (8/24) • Had 15 kills vs. STAN (8/31) • Contributed a career-high five aces vs. USC (9/7) • Added 15 kills vs. SU (9/7) • Collected 16 kills vs. MU (9/8) • Had 14 kills on a .455 clip vs. WSU (9/15) • Contributed 11 kills on a season-high .688 clip vs. PAC (9/20) • Added six kills, three digs and three blocks vs. POR (9/29) • Collected 15 kills and two blocks vs. USD (10/5) • Had 11 kills and four aces vs. USF (10/11) • Collected nine kills and three digs vs. LMU (10/18) • Had 10 kills, three digs, a block and an ace vs. PEP (10/20) • Collected 11 kills at a .550 clip with three digs and three blocks at POR (10/25) • Tallied season highs of 18 kills and five blocks vs. USD (11/2)

SEASON HIGHS

Kills	18 (vs. USD, 11/2/18)
Attempts	45 (vs. USD, 11/2/18)
Hitting % (8 TA)	.688 (vs. PAC, 9/20/18)
Service aces	5 (vs. USC, 9/7/18)
Assists	1 (two times)
Digs	5 (vs. USC, 9/7/18)
Block assists	5 (vs. USD, 11/2/18)
Solo blocks	0
Total blocks	5 (vs. USD, 11/2/18)

CAREER HIGHS

Kills	31 (vs. OSU, 9/3/16)
Attempts	76 (vs. OSU, 9/3/16)
Hitting % (8 TA)	.722 (vs. CP, 8/27/16)
Service aces	5 (vs. USC, 9/7/18)
Assists	2 (vs. CP, 8/27/16)
Digs	6 (two times)
Block assists	5 (two times)
Solo blocks	1 (12 times)
Total blocks	5 (two times)

Year	S	K	E	TA	PCT	AST	SA	SE	RE	D	BS	BA	BE	BHE	PTS
2016	115	447	163	1087	.261	4	0	5	0	58	5	47	4	1	475.5
2017	115	352	134	874	.249	2	12	19	6	70	8	43	11	0	393.5
2018	75	244	64	587	0.307	2	21	23	5	51	0	36	2	0	283
Career	305	1043	361	2548	0.268	8	33	47	11	179	13	126	17	1	1152

#15 | KIANI MOEA'I | S | 5-10 | JR. | HONOLULU, HAWAI'I | PUNAHOU HS



Contributed a career-high six assists vs. Duke (8/25) • Added a career-high three aces and four digs vs. USC (9/7) • Had four digs and two aces vs. SMC (9/22) • Collected two aces and two digs vs. PEP (9/25)

SEASON HIGHS


Kills	0
Attempts	1 (vs. DUKE, 8/25/18)
Hitting % (8 TA)	.000
Service aces	3 (vs. USC, 9/7/18)
Assists	6 (vs. DUKE, 8/25/18)
Digs	4 (two times)
Block assists	0
Solo blocks	0
Total blocks	0

CAREER HIGHS

Kills	0
Attempts	1 (vs. DUKE, 8/25/18)
Hitting % (8 TA)	.000
Service aces	3 (vs. USC, 9/7/18)
Assists	6 (vs. DUKE, 8/25/18)
Digs	4 (two times)
Block assists	0
Solo blocks	0
Total blocks	0

Year	S	K	E	TA	PCT	AST	SA	SE	RE	D	BS	BA	BE	BHE	PTS
2015	0	0	0	0	.000	0	0	0	0	0	0	0	0	0	0
2016	1	0	0	0	.000	2	0	0	0	0	0	0	0	1	0
2017	1	0	0	0	.000	0	0	0	0	1	0	0	0	0	0
2018	43	0	0	0	0	3	9	8	0	18	0	0	0	0	9
Career	45	0	0	0	.000	5	9	8	0	19	0	0	0	1	9

#16 | ALLISON STAPLETON | MB | 6-2 | SO. | KENNEWICK, WASH. | KAMIAKIN HS



Collected a kill and a block vs. WSU (9/15) • Had a kill vs. PAC (9/20) • Added a kill vs. SMC (9/22) • Contributed three kills and two blocks vs. GON (9/27) • Collected a block vs. POR (9/29) • Had one kill vs. Pepperdine (10/20)

SEASON HIGHS

Kills	3 (vs. GON, 9/27/18)
Attempts	5 (vs. GON, 9/27/18)
Hitting % (8 TA)	.000
Service aces	0
Assists	0
Digs	0
Block assists	2 (vs. GON, 9/27/18)
Solo blocks	0
Total blocks	2 (vs. GON, 9/27/18)

CAREER HIGHS

Kills	3 (vs. GON, 9/27/18)
Attempts	5 (vs. GON, 9/27/18)
Hitting % (8 TA)	.000
Service aces	0
Assists	0
Digs	0
Block assists	2 (vs. GON, 9/27/18)
Solo blocks	0
Total blocks	2 (vs. GON, 9/27/18)

Year	S	K	E	TA	PCT	AST	SA	SE	RE	D	BS	BA	BE	BHE	PTS
2017	0	0	0	0	.000	0	0	0	0	0	0	0	0	0	0
2018	10	7	2	14	.357	0	0	0	0	0	0	4	0	0	9
Career	10	7	2	14	.357	0	0	0	0	0	0	4	0	0	9

#18 | MARY LAKE | DS/L | 5-7 | JR. | PALM SPRINGS, CALIF. | PALM SPRINGS HS



Added 24 digs vs. Duke (8/24) • Had 18 digs and four assists vs. STAN (8/31) • Collected 13 digs and seven assists vs. WSU (9/1) • Contributed 15 digs and six assists vs. USC (9/7) • Added 26 digs and two kills vs. MU (9/8) • Collected four assists, three aces and four digs vs. PAC (9/20) • Contributed 14 digs vs. PEP (9/25) • Added 12 digs vs. POR (9/29) • Had 11 digs and seven assists vs. USD (10/5) • Collected 19 digs vs. USF (10/11) • Contributed a team-high 16 digs vs. Pepperdine (10/20) • Tallied 11 digs, three assists and an ace at POR (10/25)

SEASON HIGHS

Kills	2 (vs. MU, 9/8/18)
Attempts	2 (vs. MU, 9/8/18)
Hitting % (8 TA)	.000
Service aces	3 (vs. PAC, 9/20/18)
Assists	7 (two times)
Digs	26 (vs. MU, 9/8/18)
Block assists	0
Solo blocks	0
Total blocks	0

CAREER HIGHS

Kills	2 (vs. MU, 9/8/18)
Attempts	3 (vs. SMC, 10/5/17)
Hitting % (8 TA)	.000
Service aces	3 (vs. PAC, 9/20/18)
Assists	10 (vs. UoU, 9/14/17)
Digs	38 (vs. OSU, 9/2/16)
Block assists	0
Solo blocks	0
Total blocks	0

Year	S	K	E	TA	PCT	AST	SA	SE	RE	D	BS	BA	BE	BHE	PTS
2016	117	1	1	9	.000	120	29	26	15	547	0	0	0	0	30
2017	118	0	2	10	-.200	131	26	22	18	533	0	0	0	0	26
2018	75	3	1	6	0.333	79	9	14	12	292	0	0	0	2	12
Career	310	4	4	25	0.000	330	64	62	45	1372	0	0	0	2	68

#20 | RILEY LYMAN | OH | 6-0 | JR. | CENTRAL, UTAH | SNOW COLLEGE



Contributed four digs vs. Duke (8/25) • Added an assist vs. WSU (9/15) • Had a dig vs. SMC (9/22) • Collected a dig and an assist vs. POR (9/29) • Contributed a dig vs. USF (10/11)

SEASON HIGHS


Kills	0
Attempts	1 (vs. POR, 9/29/18)
Hitting % (8 TA)	.000
Service aces	0
Assists	1 (two times)
Digs	4 (vs. DUKE, 8/25/18)
Block assists	0
Solo blocks	0
Total blocks	0

CAREER HIGHS

Kills	0
Attempts	1 (vs. POR, 9/29/18)
Hitting % (8 TA)	.000
Service aces	0
Assists	1 (two times)
Digs	4 (vs. DUKE, 8/25/18)
Block assists	0
Solo blocks	0
Total blocks	0

Year	S	K	E	TA	PCT	AST	SA	SE	RE	D	BS	BA	BE	BHE	PTS
2018	19	0	0	1	.000	2	0	0	2	9	0	0	0	1	0
Career	19	0	0	1	.000	2	0	0	2	9	0	0	0	1	0

#21 | WHITNEY MCEWAN | MB | 6-3 | FR. | BOUNTIFUL, UTAH | WOODS CROSS HS



SEASON HIGHS


Kills	0
Attempts	0
Hitting % (8 TA)	.000
Service aces	0
Assists	0
Digs	0
Block assists	0
Solo blocks	0
Total blocks	0

CAREER HIGHS

Kills	0
Attempts	0
Hitting % (8 TA)	.000
Service aces	0
Assists	0
Digs	0
Block assists	0
Solo blocks	0
Total blocks	0

Year	S	K	E	TA	PCT	AST	SA	SE	RE	D	BS	BA	BE	BHE	PTS
2018	0	0	0	0	.000	0	0	0	0	0	0	0	0	0	0
Career	0	0	0	0	.000	0	0	0	0	0	0	0	0	0	0

#22 | SARA HAMSON | OPP | 6-7 | SO. | PLEASANT GROVE, UTAH | PLEASANT GROVE HS



SEASON HIGHS

Kills	0
Attempts	0
Hitting % (8 TA)	.000
Service aces	0
Assists	0
Digs	0
Block assists	0
Solo blocks	0
Total blocks	0

CAREER HIGHS

Kills	7 (vs. UoU, 9/14/17)
Attempts	17 (vs. UoU, 9/14/17)
Hitting % (8 TA)	.412 (vs. UoU, 9/14/17)
Service aces	0
Assists	1 (vs. CSUS, 9/2/17)
Digs	1 (two times)
Block assists	5 (vs. CSUS, 9/2/17)
Solo blocks	0
Total blocks	5 (vs. CSUS, 9/2/17)

Year	S	K	E	TA	PCT	AST	SA	SE	RE	D	BS	BA	BE	BHE	PTS
2017	31	27	10	74	.230	1	0	0	0	2	0	13	2	0	33.5
2018	0	0	0	0	.000	0	0	0	0	0	0	0	0	0	0
Career	31	27	10	74	.230	1	0	0	0	2	0	13	2	0	33.5

#24 | KENNEDY ESCHENBERG | MB | 6-5 | SO. | BOUNTIFUL, UTAH | BOUNTIFUL HS



Added a career-high .600 clip vs. Duke (8/24) • Picked up a career-high 13 kills and 23 attempts vs. Duke (8/25) • Had seven kills and five blocks vs. WVU (8/30) • Collected seven blocks and four kills vs. SU (9/7) • Contributed eight blocks and five kills vs. MU (9/8) • Added nine kills on a .615 clip and four blocks vs. Utah (9/13) • Had a career-high 11 blocks vs. SMC (9/22) • Collected seven kills and three blocks vs. PEP (9/25) • Contributed nine kills and seven blocks vs. USD (10/5) • Added 10 kills and six blocks vs. SCU (10/13) • Recorded five kills and seven blocks vs. LMU (10/18) • Had eight kills and three blocks at GON (10/27)

SEASON HIGHS

Kills	13 (vs. DUKE, 8/25/18)
Attempts	23 (vs. DUKE, 8/25/18)
Hitting % (8 TA)	.615 (vs. UTAH, 8/13/18)
Service aces	0
Assists	1 (five times)
Digs	2 (two times)
Block assists	10 (vs. SMC, 9/22/18)
Solo blocks	3 (vs. MU, 9/8/18)
Total blocks	11 (vs. SMC, 9/22/18)

CAREER HIGHS

Kills	13 (vs. DUKE, 8/25/18)
Attempts	23 (vs. DUKE, 8/25/18)
Hitting % (8 TA)	.615 (vs. UTAH, 8/13/18)
Service aces	0
Assists	1 (nine times)
Digs	3 (vs. AU, 12/1/17)
Block assists	10 (vs. SMC, 9/22/18)
Solo blocks	3 (vs. MU, 9/8/18)
Total blocks	11 (vs. SMC, 9/22/18)

Year	S	K	E	TA	PCT	AST	SA	SE	RE	D	BS	BA	BE	BHE	PTS
2016	0	0	0	0	.000	0	0	0	0	0	0	0	0	0	0
2017	118	149	43	370	.287	4	0	0	0	12	10	140	12	0	229
2018	75	147	34	307	0.368	5	0	0	0	8	11	93	6	0	204.5
Career	193	296	77	677	0.324	9	0	0	0	20	21	233	18	0	433.5

INDIVIDUAL SINGLE MATCH (RALLY SCORING)

KILLS

No.	Name	Date
34	RONI JONES-PERRY vs. LOYOLA MARYMOUNT	10/21/17
32	NINA PUUKKONEN vs. CAL POLY	11/23/01
32	KAYLA WALKER vs. SAN DIEGO STATE	9/17/09
31	MCKENNA MILLER vs. OHIO STATE	9/3/16
31	ALEXA GRAY vs. SANTA CLARA	11/19/15
30	ALEXA GRAY vs. PORTLAND	11/12/15
30	JENNIFER HAMSON vs. FLORIDA STATE	12/12/14
29	ALEXA GRAY vs. PEPPERDINE	11/24/15
29	ALEXA GRAY vs. GONZAGA	11/14/15
29	KIM WILSON vs. SAINT LOUIS	9/6/03

ATTEMPTS

No.	Name	Date
76	MCKENNA MILLER vs. OHIO STATE	9/3/16
76	ALEXA GRAY vs. PORTLAND	11/12/15
75	ALEXA GRAY vs. PEPPERDINE	11/24/15
74	ALEXA GRAY vs. GONZAGA	11/14/15
72	ALEXA GRAY vs. ARIZONA STATE	12/6/13
71	RONI JONES-PERRY vs. UTAH	9/14/17
68	TAMBRE HADDOCK vs. OKLAHOMA	9/7/13
67	ALEXA GRAY vs. LOYOLA MARYMOUNT	10/24/15
65	TAMBRE HADDOCK vs. ARIZONA STATE	12/6/13

HITTING PERCENTAGE (K-E-TA) *minimum 10 attempts

No.	Name	Date
.882 (15-0-17)	AMY BOSWELL vs. CSUN	9/16/16
.857 (12-0-14)	NICOLE WARNER vs. COLORADO STATE	9/1/12
.846 (11-0-13)	LINDSY HARTSOCK vs. NORTH TEXAS	9/5/03
.833 (10-0-12)	RACHEL DYER vs. WYOMING	9/18/08
.818 (9-0-11)	WHITNEY YOUNG vs. SAN FRANCISCO	11/7/13
.818 (9-0-11)	KATHRYN LECHEMINANT vs. PORTLAND	10/17/13
.800 (9-1-10)	HEATHER GNETING vs. PEPPERDINE	9/25/18
.800 (8-0-10)	STEPHANIE SNOW vs. WEBER STATE	10/12/10
.800 (8-0-10)	LEXI PATTERSON vs. NEW MEXICO	10/15/05
.800 (8-0-10)	LINDSY HARTSOCK vs. TCU	9/30/05
.800 (8-0-10)	LINDSY HARTSOCK vs. COLORADO STATE	10/25/03

ASSISTS

No.	Name	Date
72	KIANA ROGERS vs. SAN DIEGO STATE	9/15/07
71	AMY SCHLAUDER vs. WASHINGTON	12/1/07
70	AMY SCHLAUDER vs. NEW MEXICO	10/7/06
69	CAMRY GODFREY vs. OKLAHOMA	9/7/13
69	KARINA PUUKKONEN vs. WYOMING	10/19/02
69	AMY SCHLAUDER vs. UNLV	11/23/07
68	AMY SCHLAUDER vs. WYOMING	10/12/06
67	KARINA PUUKKONEN vs. WEBER STATE	10/30/01

SERVICE ACES

No.	Name	Date
8	LAUREN RICHARDS vs. AIR FORCE	11/20/03
6	LINDSY HARTSOCK vs. KANSAS	9/2/05
6	LAUREN RICHARDS vs. QUINNIPIAC	9/3/04
6	LINDSY HARTSOCK vs. NEW MEXICO	10/30/04
5	RONI JONES-PERRY vs. IDAHO STATE	9/10/16
5	MCKENNA MILLER vs. USC	9/7/18
14 additional players/instances with five		

DIGS

No.	Name	Date
42	ANNIE PINEGAR vs. UC SANTA BARBARA	11/30/06
38	MARY LAKE vs. OHIO STATE	9/3/16
34	CIARA PARKER vs. ARIZONA STATE	12/6/13
33	LINDSEY EVANS vs. UNLV	11/5/04
32	ALEXA GRAY vs. PORTLAND	11/12/15
32	ANNIE PINEGAR vs. UNLV	11/23/07
31	CIARA PARKER vs. PEPPERDINE	11/24/15
31	KENDALYN HARTSOCK vs. SAN FRANCISCO	10/27/11
30	TIA WITHERS vs. SAN DIEGO	11/17/12
30	MARY LAKE vs. TEXAS	12/9/16

TOTAL BLOCKS

No.	Name	Date
17	AMY BOSWELL vs. SAN DIEGO	11/14/14
17	WHITNEY YOUNG vs. SAN FRANCISCO	10/2/14
17	NICOLE WARNER vs. LOYOLA MARYMOUNT	10/4/12
17	LINDSEY METCALF vs. UNLV	9/28/02
14	WHITNEY YOUNG vs. LOYOLA MARYMOUNT	11/25/14
14	ERICA LOTT vs. WYOMING	10/12/06
14	LINDSY HARTSOCK vs. WYOMING	10/12/06

BLOCK ASSISTS

No.	Name	Date
17	WHITNEY YOUNG vs. SAN FRANCISCO	10/2/14
17	NICOLE WARNER vs. LOYOLA MARYMOUNT	10/4/12
16	AMY BOSWELL vs. SAN DIEGO	11/14/14
14	WHITNEY YOUNG vs. LOYOLA MARYMOUNT	11/25/14
14	LINDSY HARTSOCK vs. WYOMING	10/12/06
14	ERICA LOTT vs. WYOMING	10/12/06
14	LINDSEY METCALF vs. UNLV	9/28/02

SOLO BLOCKS

No.	Name	Date
6	AMY BOSWELL vs. NEW MEXICO STATE	9/13/14
4	AMY BOSWELL vs. SAN FRANCISCO	11/17/16
4	WHITNEY YOUNG HOWARD vs. SAN FRANCISCO	11/17/16
4	ALEXA GRAY vs. LOYOLA MARYMOUNT	10/24/15
4	KATHRYN LECHEMINANT vs. LOYOLA MARYMOUNT	9/29/11
4	LINDSEY METCALF vs. AIR FORCE	11/1/03

INDIVIDUAL SINGLE SEASON (RALLY SCORING)

KILLS

No.	Name	Date
582	ALEXA GRAY	2015
569	RONI JONES-PERRY	2017
516	CHELSEA GOODMAN	2007
477	ALEXA GRAY	2013
464	JENNIFER HAMSON	2014
463	CHELSEA GOODMAN	2005
458	CHELSEA GOODMAN	2006
458	JENNIFER HAMSON	2012
447	MCKENNA MILLER	2016
441	NINA PUUKKONEN	2001

KILLS PER SET

No.	Name	Date
5.24	ALEXA GRAY	2015
4.82	RONI JONES-PERRY	2017
4.53	RONI JONES-PERRY	2018
4.49	CHELSEA GOODMAN	2006
4.45	CHELSEA GOODMAN	2007
4.25	CHELSEA GOODMAN	2005
4.24	NINA PUUKKONEN	2001
4.09	JENNIFER HAMSON	2012
4.05	ERICA LOTT	2005
3.97	ALEXA GRAY	2013

TOTAL ATTEMPTS

No.	Name	Date
1,435	ALEXA GRAY	2015
1,379	RONI JONES-PERRY	2017
1,286	TAMBRE HADDOCK	2013
1,276	CHELSEA GOODMAN	2007
1,136	ALEXA GRAY	2013
1,119	CHELSEA GOODMAN	2005
1,111	ERICA LOTT	2005
1,087	MCKENNA MILLER	2016
1,086	JENNIFER HAMSON	2014
1,074	CHRISTIE CARPENTER	2010

HITTING PERCENTAGE (K-E-TA) (MIN. 4 ATT/SET)

No.	Name	Date
.444 (289-49-541)	LINDSY HARTSOCK	2005
.411 (404-96-749)	RACHEL DYER	2007
.389 (245-54-491)	LINDSY HARTSOCK	2006
.380 (275-69-542)	LINDSY HARTSOCK	2004
.372 (350-85-713)	AMY BOSWELL	2016
.368 (147-34-307)	KENNEDY ESCHENBERG	2018
.365 (292-75-595)	AMY BOSWELL	2015
.363 (230-49-498)	WHITNEY YOUNG HOWARD	2016
.362 (458-92-1012)	JENNIFER HAMSON	2012
.353 (331-87-692)	RONI JONES-PERRY	2018

ASSISTS

No.	Name	Date
1,407	LAUREN RICHARDS EVANS	2004
1,344	LAUREN RICHARDS EVANS	2003
1,316	KARINA PUUKKONEN	2001
1,313	CAMRY GODFREY	2013
1,311	KARINA PUUKKONEN	2002
1,299	LAUREN RICHARDS EVANS	2005
1,251	HEATHER HANNEMANN	2012
1,147	KIANA ROGERS	2010
1,139	LYNDIE HADDOCK-EPPICH	2017
1,129	LYNDIE HADDOCK-EPPICH	2016

SERVICE ACES

No.	Name	Date
56	LAUREN RICHARDS EVANS	2004
50	LAUREN RICHARDS EVANS	2003
41	RONI JONES-PERRY	2017
39	CHELSEA GOODMAN	2007
39	JENNIFER HAMSON	2011
35	AMY BOSWELL	2015
34	LINDSY HARTSOCK	2003
33	JENNIFER HAMSON	2012
32	KIANA ROGERS	2010
32	RONI JONES-PERRY	2018

DIGS

No.	Name	Date
547	MARY LAKE	2016
533	MARY LAKE	2017
485	CIARA PARKER	2014
481	ANNIE PINEGAR	2007
462	CIARA PARKER	2013
461	CIARA PARKER	2015
456	KENDALYN HARTSOCK	2011
435	LILA CRABBE	2003
411	KENDALYN HARTSOCK	2010
398	CHELSEA GOODMAN	2007

DIGS PER SET

No.	Name	Date
4.68	MARY LAKE	2016
4.52	MARY LAKE	2017
4.26	KENDALYN HARTSOCK	2011
4.08	CIARA PARKER	2015
4.01	CIARA PARKER	2014
3.98	ANNIE PINEGAR	2007
3.98	CIARA PARKER	2013
3.89	MARY LAKE	2018
3.69	LILA CRABBE	2003
3.61	KENDALYN HARTSOCK	2010

TOTAL BLOCKS

No.	Name	Date
229	WHITNEY YOUNG	2014
205	LINDSY HARTSOCK	2004
203	AMY BOSWELL	2014
202	NICOLE WARNER	2012
165	NINA PUUKKONEN	2001
163	JENNIFER HAMSON	2014
162	NICOLE WARNER	2011
161	CARRIE BOWERS	2002
159	RACHEL DYER	2007
159	ASHTON HANSEN HOSFORD	2007

BLOCKS PER SET

No.	Name	Date
1.89	WHITNEY YOUNG	2014
1.86	LINDSY HARTSOCK	2004
1.80	NICOLE WARNER	2012
1.68	AMY BOSWELL	2014
1.59	NINA PUUKKONEN	2001
1.53	WHITNEY YOUNG	2013
1.51	NICOLE WARNER	2011
1.42	ASHTON HANSEN HOSFORD	2007
1.41	AMY BOSWELL	2015
1.40	HEATHER GNETING	2018

BLOCK ASSISTS

No.	Name	Date
221	WHITNEY YOUNG	2014
196	LINDSY HARTSOCK	2004
189	NICOLE WARNER	2012
182	AMY BOSWELL	2014
158	NICOLE WARNER	2011
155	ASHTON HANSEN HOSFORD	2007
154	JENNIFER HAMSON	2014
154	CARRIE BOWERS	2002
154	NICOLE WARNER	2010
151	RACHEL DYER	2007

SOLO BLOCKS

No.	Name	Date
21	AMY BOSWELL	2014
18	LINDSEY METCALF	2003
17	KATHRYN LECHEMINANT	2012
16	WHITNEY YOUNG HOWARD	2016
15	NINA PUUKKONEN	2001
14	AMY BOSWELL	2016
14	LINDSY HARTSOCK	2003

BYU VOLLEYBALL

BYU INDIVIDUAL CAREER/TEAM MATCH & SEASON RECORDS

INDIVIDUAL CAREER RECORDS (RALLY SCORING)

KILLS

No.	Name	Date
1,848	ALEXA GRAY	2012-15
1,720*	NINA PUUKKONEN	1998-01
1,590	JENNIFER HAMSON	2010-14
1,513	ERICA LOTT	2004-07
1,493	CHELSEA GOODMAN	2004-07

KILLS PER SET

No.	Name	Date
4.03	ALEXA GRAY	2012-15
3.96*	NINA PUUKKONEN	1998-01
3.92	CHELSEA GOODMAN	2004-07

ATTEMPTS

No.	Name	Date
4,473	ALEXA GRAY	2012-15
3,716	JENNIFER HAMSON	2010-14
3,694	ERICA LOTT	2004-07
3,601	CHELSEA GOODMAN	2004-07
3,403*	NINA PUUKKONEN	1998-01

HITTING PERCENTAGE

No.	Name	Date
.349*	NINA PUUKKONEN	1998-01
.345	AMY BOSWELL	2012-16
.331	WHITNEY YOUNG HOWARD	2012-16
.329	KATHRYN LECHEMINANT	2009-13
.326*	SUNNY TONGA-MAHE	1999-01

BLOCK ASSISTS

No.	Name	Date
708*	NINA PUUKKONEN	1998-01
627	NICOLE WARNER	2008-12
589	WHITNEY YOUNG HOWARD	2012-16
555	LINDSY HARTSOCK	2003-06
505	AMY BOSWELL	2012-16

SOLO BLOCKS

No.	Name	Date
105*	NINA PUUKKONEN	1998-01

TOTAL BLOCKS

No.	Name	Date
813*	NINA PUUKKONEN	1998-01
657	NICOLE WARNER	2008-12
629	WHITNEY YOUNG HOWARD	2012-16
595	LINDSY HARTSOCK	2003-06
555	AMY BOSWELL	2012-16

BLOCKS PER SET

No.	Name	Date
1.87*	NINA PUUKKONEN	1998-01
1.46	NICOLE WARNER	2008-12
1.45	WHITNEY YOUNG HOWARD	2012-16
1.43	LINDSY HARTSOCK	2003-06
1.41	AMY BOSWELL	2012-16

ASSISTS

No.	Name	Date
4,056	LAUREN RICHARDS EVANS	2001-03
4,034*	KARINA PUUKKONEN	2000-02
3,135	CAMRY GODFREY WILLARDSON	2013-15
3,127	KIANA ROGERS	2008-10
3,103	LYNDIE HADDOCK-EPPICH	2015-pres.

ASSISTS PER SET

No.	Name	Date
13.19	AMY SCHLAUDER	2005-07
12.29	LAUREN RICHARDS EVANS	2001-05
11.90*	KARINA PUUKKONEN	2000-02

DIGS

No.	Name	Date
1,793	CIARA PARKER	2012-15
1,372	MARY LAKE	2016-pres.
1,122	TIA WITHERS WELLING	2011-14
1,119*	UILA CRABBE	2000-03
1,100	CHELSEA GOODMAN	2004-07

DIGS PER SET

No.	Name	Date
4.43	MARY LAKE	2016-pres.
3.95	KENDALYN HARTSOCK	2010-11
3.89	CIARA PARKER	2012-15
2.97*	UILA CRABBE	2000-03

SERVICE ACES

No.	Name	Date
137	LAUREN RICHARDS EVANS	2001-05
129	JENNIFER HAMSON	2010-14
98	RONI JONES-PERRY	2015-pres.
98	THREE OTHERS	

SETS PLAYED

No.	Name	Date
461	CIARA PARKER	2012-15
459	ALEXA GRAY	2012-15
453	TIA WITHERS WELLING	2011-14
452	NICOLE WARNER	2008-12
435	WHITNEY YOUNG HOWARD	2012-16

TEAM SINGLE MATCH (RALLY SCORING)

KILLS

No.	Name	Date
87	vs. CAL POLY	11/23/01
84	at UNLV	11/23/07
84	at WYOMING	10/19/02
83	at SAN DIEGO STATE	9/15/07
82	vs. WYOMING	11/15/02

KILLS (THREE SETS)

No.	Name	Date
66	vs. WYOMING	11/12/05
63	vs. SAINT MARY'S	9/7/07
62	at UNLV	10/18/03
61	vs. UNLV	10/18/03
60	vs. WYOMING	11/13/04

KILLS (FOUR SETS)

No.	Name	Date
80	vs. NEW MEXICO	10/7/06
77	at SAINT LOUIS	9/6/03
76	at PORTLAND	11/12/15
76	at WEBER STATE	10/30/01
75	at AIR FORCE	11/2/02

HITTING PERCENTAGE

No.	Name	Date
.539	vs. SACRAMENTO STATE	9/2/17
.531	vs. SAINT MARY'S	9/22/18
.516	vs. GONZAGA	9/22/12
.507	vs. PACIFIC	9/20/18
.494	vs. PORTLAND	10/12/17
.489	vs. WEBER STATE	10/5/04
.482	vs. GONZAGA	10/15/15
.460	vs. CAL POLY	8/27/16

ASSISTS

No.	Name	Date
77	at WASHINGTON	12/1/07
76	at OKLAHOMA	9/7/13
75	vs. CAL POLY	11/23/01
75	at WEBER STATE	10/30/01

ASSISTS (THREE SETS)

No.	Name	Date
62	at WYOMING	11/12/05
60	vs. SAINT MARY'S	9/7/07
59	at UNLV	9/23/06
58	vs. UTAH	11/9/07
56	at WYOMING	10/8/05

ASSISTS (FOUR SETS)

No.	Name	Date
75	at WEBER STATE	10/30/01
74	vs. NEW MEXICO	10/7/06
74	vs. SAINT LOUIS	9/6/03
72	at PORTLAND	11/12/15
71	at TCU	11/1/07

SERVICE ACES

No.	Name	Date
14	vs. NEW MEXICO STATE	12/4/03
14	vs. OHIO STATE	9/12/03
14	vs. SAINT LOUIS	9/6/03
13	vs. AIR FORCE	10/26/07
13	vs. AIR FORCE	9/15/06
13	vs. AIR FORCE	11/20/03

DIGS

No.	Name	Date
104 (4S)	at PORTLAND	11/12/15
102 (6S)	vs. CAL POLY	11/23/01
101 (6S)	at UNLV	11/23/07
101 (6S)	vs. UC SANTA BARBARA	11/30/06
99 (5S)	vs. UTAH STATE	11/25/03
93 (5S)	vs. SAN DIEGO STATE	11/23/06
92 (5S)	at UNLV	11/5/04

TOTAL BLOCKS

No.	Name	Date
30.5 (6S)	at WYOMING	10/12/06
26.0 (6S)	at UTAH	10/12/07
24.5 (5S)	vs. COLORADO STATE	11/12/04
24.0 (4S)	vs. SAN FRANCISCO	10/2/14
24.0 (5S)	at UNLV	9/28/02
22.0 (4S)	at LOYOLA MARYMOUNT	11/25/14
22.0 (6S)	at LOYOLA MARYMOUNT	10/4/12
21.5 (6S)	at UTAH	9/25/09

TEAM SINGLE SEASON (RS)

KILLS

No.	Year
1,985	2007
1,785	2003
1,784	2004
1,754	2005
1,746	2002
1,744	2008
1,713	2001

HITTING PERCENTAGE

No.	Year
.328	2018
.311	2012
.288	2016
.277	2015
.277	2004
.273	2005
.271	2017
.271	2014
.271	2007

SOLO BLOCKS

No.	Year
76	2003
60	2014
57	2001
55	2004
55	2002
52	2016
49	2015
45	2017

BLOCK ASSISTS

No.	Year
811	2014
660	2002
652	2007
651	2004
642	2013
589	2017
586	2012

TOTAL BLOCKS

No.	Year
465.5	2014
385	2002
365	2007
365	2003
353	2013
339.5	2017
335	2012

SERVICE ACES

No.	Year
208	2003
182	2004
172	2007
152	2016
150	2014
148	2017
147	2015

ASSISTS

No.	Year
1,857	2007
1,615	2004
1,610	2006
1,591	2005
1,583	2003
1,578	2002

DIGS

No.	Year
1,864	2013
1,813	2007
1,729	2003
1,707	2002
1,678	2006
1,656	2010
1,653	2015
1,649	2016

WINS

No.	Year
30	2017
30	2014
29	2016
28	2015
28	2012
25	2006
25	2005

CONSECUTIVE WINS

No.	Year
23	2018
20	2005
15	2012
13	2017
13	2016
13	2013

MOST 3-0 WINS

No.	Year
21	2016
20	2017
20	2014
20	2012
19	2018
17	2015

MOST 3-1 WINS

No.	Year
9	2014
8	2015
8	2011
7	2003
6	2017
6	2005

MOST 3-2 WINS

No.	Year
7	2007
7	2002
6	2005
5	2013
5	2010
5	2006

THE LAST TIME...

OPPONENT WON AT HOME

1-3 vs. SAN DIEGO (10/27/17)

OPPONENT WON ON THE ROAD

2-3 @ KENTUCKY (12/8/17)

BYU WON ON A NEUTRAL COURT

3-0 vs. SYRACUSE (9/7/18)

OPPONENT WON ON A NEUTRAL COURT

2-3 vs. BAYLOR (9/9/17)

BYU WON A SET OVER 30 POINTS

30-28 vs. USC (9/17/18)

OPPONENT WON A SET OVER 30 POINTS

30-32 vs. PEPPERDINE (11/24/15)

BYU WON 5 MATCHES IN A ROW

23 (8/24/18-11/2/18)

BYU LOST 5 MATCHES IN A ROW

8 (9/11/10-10/1/10)

BYU WON 10 MATCHES IN A ROW

23 (8/24/18-11/2/18)

BYU LOST 10 MATCHES IN A ROW

NEVER

BYU WON 10 SETS IN A ROW

22 (10/5/18-11/2/18)

BYU LOST 10 SETS IN A ROW

11 (8/31/02-9/6/02)

BYU WON 20 SETS IN A ROW

22 (10/5/18-11/2/18)

BYU LOST 20 SETS IN A ROW

NEVER

BYU WON A SET BY DOUBLE DIGITS

25-8 vs. PEPPERDINE (10/20/18)

OPPONENT WON A SET BY DOUBLE DIGITS

15-25 @ HAWAII (9/7/17)

BYU WON A MATCH TRAILING 0-2

3-2 @ LOYOLA MARYMOUNT (10/21/17)

OPPONENT WON A MATCH TRAILING 0-2

2-3 vs. BAYLOR (9/9/17)

BYU WON A MATCH TRAILING 1-2

3-2 @ LOYOLA MARYMOUNT (10/21/17)

OPPONENT WON A MATCH TRAILING 1-2

2-3 @ KENTUCKY (12/8/17)

BYU BEAT A RANKED OPPONENT

3-0 vs. No. 24 UTAH (9/13/18)

A RANKED OPPONENT BEAT BYU

2-3 @ No. 5 KENTUCKY (12/8/17)

UNRANKED OPPONENT BEAT BYU

2-3 vs. BAYLOR (9/9/17)

OPPONENT WON THE FIRST SET

23-25 @ MARQUETTE (9/8/18)

OPPONENT WON THE SECOND SET

24-26 @ SAN DIEGO (10/5/18)

OPPONENT WON THE THIRD SET

22-25 vs. SAN DIEGO (11/2/18)

OPPONENT WON THE FOURTH SET

20-25 vs. STANFORD (8/31/18)

BYU WON THE FIFTH SET

15-11 vs. STANFORD (8/31/18)

OPPONENT WON THE FIFTH SET

9-15 @ KENTUCKY (12/8/17)

OPPONENT WON 3-0

0-3 @ SAN DIEGO (9/30/16)

BYU WON 3-1

3-1 vs. SAN DIEGO (11/2/18)

OPPONENT WON 3-1

1-3 vs. SAN DIEGO (10/27/17)

BYU WON 3-2

3-2 vs. STANFORD (8/31/18)

OPPONENT WON 3-2

2-3 @ KENTUCKY (12/8/17)

BYU SIDED OUT AT 70%

79% vs. GONZAGA (9/27/18)

OPPONENT SIDED OUT AT 70%

70% @ USC (12/13/13)

BYU SIDED OUT AT 75%

79% vs. GONZAGA (9/27/18)

OPPONENT SIDED OUT AT 75%

N/A

BYU SIDED OUT AT 80%

85% vs. SACRAMENTO STATE (9/2/17)

BYU HAD 50 KILLS

53 vs. SAN DIEGO (11/2/18)

OPPONENT HAD 50 KILLS

51 vs. SAN DIEGO (11/2/18)

BYU HAD 60 KILLS

61 @ KENTUCKY (12/8/17)

OPPONENT HAD 60 KILLS

62 vs. STANFORD (8/31/18)

BYU HAD 140 ATTEMPTS

143 @ MARQUETTE (9/8/18)

OPPONENT HAD 140 ATTEMPTS

160 vs. SAN DIEGO (11/2/18)

BYU HIT .300

.350 @ GONZAGA (10/27/18)

OPPONENT HIT .300

.317 @ KENTUCKY (12/8/17)

BYU HIT .400

.531 vs. SAINT MARY'S (9/22/18)

AN OPPONENT HIT .400

.400 @ USC (12/13/13)

BYU HIT .500

.531 vs. SAINT MARY'S (9/22/18)

AN OPPONENT HIT .500

.530 @ PENN STATE (12/8/07)

BYU HAD 50 ASSISTS

50 vs. SAN DIEGO (11/2/18)

AN OPPONENT HAD 50 ASSISTS

58 vs. STANFORD (8/31/18)

BYU HAD 60 ASSISTS

63 @ MARQUETTE (9/8/18)

AN OPPONENT HAD 60 ASSISTS

73 @ KENTUCKY (12/8/17)

BYU HAD 5 ACES

6 @ SANTA CLARA (10/13/18)

AN OPPONENT HAD 5 ACES

5 vs. SAN DIEGO (11/2/18)

BYU HAD 8 ACES

9 @ SAN FRANCISCO (10/11/18)

OPPONENT HAD 8 ACES

11 @ LOYOLA MARYMOUNT (10/21/17)

BYU HAD 11 ACES

12 vs. UMBEC (9/6/14)

OPPONENT HAD 11 ACES

11 @ LOYOLA MARYMOUNT (10/21/17)

BYU HAD 50 DIGS

56 vs. SAN DIEGO (11/2/18)

OPPONENT HAD 50 DIGS

53 vs. SAN DIEGO (11/2/18)

BYU HAD 60 DIGS

62 @ SAINT MARY'S (10/4/17)

OPPONENT HAD 60 DIGS

73 @ KENTUCKY (12/8/17)

BYU HAD 16 BLOCKS

16 vs. SAN DIEGO (11/2/18)

OPPONENT HAD 16 BLOCKS

16.5 @ KENTUCKY (12/8/17)

BYU HAD 20 BLOCKS

22.0 @ LOYOLA MARYMOUNT (11/25/14)

OPPONENT HAD 20 BLOCKS

21.5 vs. SAN DIEGO STATE (11/23/06)

BYU OUT-HIT ITS OPPONENT

.279-.112 vs. SAN DIEGO (11/2/18)

OPPONENT OUT-HIT BYU

.317-.213 @ KENTUCKY (12/8/17)

BYU WON ON MONDAY

3-1 @ GONZAGA (10/17/11)

OPPONENT WON ON MONDAY

2-3 vs. ARIZONA (11/20/89)

BYU WON ON TUESDAY

3-0 @ PEPPERDINE (9/25/18)

OPPONENT WON ON TUESDAY

2-3 vs. UTAH STATE (9/14/10)

BYU WON ON WEDNESDAY

3-2 vs. IDAHO STATE (9/9/15)

OPPONENT WON ON WEDNESDAY

1-3 @ PEPPERDINE (10/18/00)

BYU WON ON THURSDAY

3-0 vs. PORTLAND (10/25/18)

OPPONENT WON ON THURSDAY

2-3 @ PORTLAND (10/13/16)

BYU WON ON FRIDAY

3-1 vs. SAN DIEGO (11/2/18)

OPPONENT WON ON FRIDAY

2-3 @ KENTUCKY (12/8/17)

BYU WON ON SATURDAY

3-0 @ GONZAGA (10/27/18)

OPPONENT WON ON SATURDAY

2-3 vs. BAYLOR (9/9/17)

NO BYU PLAYER HAD DOUBLE-DIGIT KILLS

3-0 vs. PRINCETON (12/2/16)

NO OPPOSING PLAYER HAD DOUBLE-DIGIT KILLS

3-0 vs. PEPPERDINE (10/20/18)

THREE BYU PLAYERS HIT ABOVE .300 (8 TA)

3-1 vs. SAN DIEGO (11/2/18) - GNETTING (.368), MILLER (.333), ESCHENBERG (.455), & JONES-PERRY (.316)

THREE OPPOSING PLAYERS HIT ABOVE .300 (8 TA)

3-0 vs. OREGON (12/2/17) - AGOST (.457), STONE (.500) & RASMUSSEN (.385)

NO BYU PLAYER HAD 25 ATTEMPTS

3-0 vs. GONZAGA (9/27/18)

NO OPPOSING PLAYER HAD 25 ATTEMPTS

3-0 @ SANTA CLARA (10/13/18)

THREE BYU PLAYERS HAD 25 ATTEMPTS

1-3 vs. SAN DIEGO (10/27/17) - BURNETT (32), JONES-PERRY (49) & MILLER (29)

THREE OPPOSING PLAYERS HAD 25 ATTEMPTS

3-1 vs. SAN DIEGO (11/2/18) - WIBLIN (32), JACOBSEN (27), MAY (30) & LUKES (38)

NO BYU PLAYER HAD AN ACE

3-0 vs. PACIFIC (11/7/15)

NO OPPOSING PLAYER HAD AN ACE

3-0 vs. LMU (10/18/18)

THREE BYU PLAYERS HAD 3 ACES

3-0 vs. UMBEC (9/6/14) - ROBISON (3), YOUNG (3) & HAMSON (4)

THREE OPPOSING PLAYERS HAD 3 ACES

3-2 @ SAINT MARY'S (10/4/17) - HUGHES (3), PARKER (4) & KNUDSEN (3)

THREE BYU PLAYERS HAD 10 DIGS

3-1 vs. SAN DIEGO (11/2/18) - HADDOCK-EPPICH (16), JONES-PERRY (13) & LAKE (12)

THREE OPPOSING PLAYERS HAD 10 DIGS

3-0 vs. USC (9/7/18) - LANIER (15), GARRICK (14) & MEYER-WHALLEY (12)

THREE BYU PLAYERS HAD 5 BLOCKS

3-1 vs. SAN DIEGO (11/2/18) - MILLER (5), HADDOCK-EPPICH (5), GNETTING (12)

THREE OPPOSING PLAYERS HAD 5 BLOCKS

2-3 @ KENTUCKY (12/8/17) - LILLEY (7), BROWN (9) & FRANKLIN (7)

TWO BYU PLAYERS HAD DOUBLE-DOUBLES

3-1 vs. SAN DIEGO (11/2/18) - JONES-PERRY (18 K, 13 D) & HADDOCK-EPPICH (44 A, 16 D)

TWO OPPOSING PLAYERS HAD DOUBLE-DOUBLES

2-3 @ KENTUCKY (12/8/17) - LILLEY (63 A, 12 D) & EDMOND (21 K, 13 D)

THREE BYU PLAYERS HAD DOUBLE-DIGIT KILLS

3-0 @ PORTLAND (10/25/18) - JONES-PERRY (13), GNETTING (13), MILLER (11)

THREE OPPOSING PLAYERS HAD DOUBLE-DIGIT KILLS

3-0 vs. USC (9/7/18) - BAPTISTA (13), BOTKIN (13) & LANIER (13)

TWO BYU PLAYERS HAD DOUBLE-DIGIT ASSISTS

3-2 @ UTAH (9/14/17) - HADDOCK (15), ROBINS-HARDY (28) & LAKE (10)

TWO OPPOSING PLAYERS HAD DOUBLE-DIGIT ASSISTS

3-1 vs. SAN DIEGO (11/2/18) - WIBLIN (11) & LUKES (10)

TWO BYU PLAYERS HAD DOUBLE-DIGIT BLOCKS

3-1 @ LOYOLA MARYMOUNT (11/25/14) - YOUNG (14) & HAMSON (11)

TWO OPPOSING PLAYERS HAD DOUBLE-DIGIT BLOCKS

0-3 vs. UTAH (10/17/08) - BAIRD (16) & SANDBERG (11)

BYU PLAYER HAD 20 KILLS

3-1 @ SAN DIEGO (10/5/18) - JONES-PERRY (23)

OPPOSING PLAYER HAD 20 KILLS

3-2 vs. STANFORD (8/31/18) - PLUMMER (21)

BYU PLAYER HAD 25 KILLS

3-0 vs. USC (9/7/18) - JONES-PERRY (26)

OPPOSING PLAYER HAD 25 KILLS

2-3 vs. BAYLOR (9/9/17) - STAIGER (26)

BYU PLAYER HAD 50 ATTEMPTS

3-1 @ MARQUETTE (9/8/18) - JONES-PERRY (55)

OPPOSING PLAYER HAD 50 ATTEMPTS

3-2 vs. STANFORD (8/31/18) - PLUMMER (51)

A BYU PLAYER HAD 60 ATTEMPTS

2-3 @ KENTUCKY (12/8/17) - JONES-PERRY (63)

OPPOSING PLAYER HAD 60 ATTEMPTS

2-3 vs. BAYLOR (9/9/17) - STAIGER (66)

BYU PLAYER HIT .500 (8 TA)

3-0 @ GONZAGA (10/27/18) - GNETTING (.625)

OPPOSING PLAYER HIT .500 (8 TA)

3-1 vs. SAN DIEGO (11/2/18) - PICHA (.500)

BYU PLAYER HIT .750 (8 TA)

3-0 vs. GONZAGA (9/27/18) - HADDOCK-EPPICH (.875)

OPPOSING PLAYER HIT .750 (8 TA)

3-0 vs. SAINT LOUIS (8/25/17) - LEVERENZ (.750)

BYU PLAYER HAD 50 ASSISTS

3-1 @ MARQUETTE (9/8/18) - HADDOCK-EPPICH (56)

OPPOSING PLAYER HAD 50 ASSISTS

3-2 vs. STANFORD (8/31/18) - GRAY (53)

BYU PLAYER HAD 60 ASSISTS

3-2 @ OHIO STATE (9/3/16) - HADDOCK (60)

OPPOSING PLAYER HAD 60 ASSISTS

2-3 @ KENTUCKY (12/8/17) - LILLEY (63)

BYU PLAYER HAD 5 ACES

3-0 vs. USC (9/7/18) - MILLER (5)

OPPOSING PLAYER HAD 5 ACES

3-2 @ OHIO STATE (9/3/16) - HUGHES (5)

A BYU PLAYER HAD 20 DIGS

3-1 @ MARQUETTE (9/8/18) - LAKE (26)

AN OPPOSING PLAYER HAD 20 DIGS

3-0 @ SAN FRANCISCO (10/11/18) - DALLA VECCHIA (21)

A BYU PLAYER HAD 10 BLOCKS

3-1 vs. SAN DIEGO (11/2/18) - GNETTING (12)

AN OPPOSING PLAYER HAD 10 BLOCKS

3-1 vs. SAINT MARY'S (11/4/17) - O'SULLIVAN (10)

BYU'S ALL-TIME NCAA TOURNAMENT APPEARANCES

30 YEARS (1981-82-83-84-85-86-87-88-90-91-92-93-94-95-96-97-98-99-00-01-03-05-06-07-12-13-14-15-16-17)

YEAR	MATCH	W/L	SCORES
1981	FIRST ROUND (BYE)		
	SOUTHWEST REGIONAL SEMIFINAL (PROVO) vs. UC SANTA BARBARA	L	11-15, 15-13, 15-4, 9-15, 8-15
1982	FIRST ROUND (PROVO) vs. WESTERN MICHIGAN	W	15-10, 15-7, 15-7
	WEST REGIONAL SEMIFINAL (LOS ANGELES) vs. UCLA	L	5-15, 4-15, 16-18
1983	FIRST ROUND (PROVO) vs. ARIZONA STATE	W	15-8, 15-8, 15-12
	WEST REGIONAL SEMIFINAL (SAN DIEGO) vs. STANFORD	L	14-16, 15-4, 12-15, 4-15
1984	FIRST ROUND (PROVO) vs. SAN DIEGO STATE	L	13-15, 9-15, 11-15
1985	FIRST ROUND (PROVO) vs. PROVIDENCE	W	15-3, 15-4, 15-5
	WEST REGIONAL SEMIFINAL (PALO ALTO) vs. ARIZONA	W	12-15, 15-10, 15-6, 8-15, 16-14
	WEST REGIONAL FINAL (PALO ALTO) vs. STANFORD	L	7-15, 15-10, 9-15, 12-15
1986	FIRST ROUND (PROVO) vs. WASHINGTON	W	15-4, 15-8, 15-10
	WEST REGIONAL SEMIFINAL (PROVO) vs. ARIZONA STATE	W	15-10, 15-3, 15-17, 15-12
	WEST REGIONAL FINAL (PROVO) vs. STANFORD	L	12-15, 13-15, 12-15
1987	FIRST ROUND (PROVO) vs. PEPPERDINE	W	15-11, 15-12, 15-6
	WEST REGIONAL SEMIFINAL (PALO ALTO) vs. UCLA	W	17-15, 15-4, 11-15, 15-12
	WEST REGIONAL FINAL (PALO ALTO) vs. STANFORD	L	9-15, 6-15, 15-11, 4-15
1988	FIRST ROUND (PROVO) vs. ARIZONA	W	11-15, 15-9, 15-7, 15-5
	WEST REGIONAL SEMIFINAL (LOS ANGELES) vs. UCLA	L	7-15, 7-15, 13-15
1990	FIRST ROUND (PROVO) vs. SAN DIEGO STATE	L	10-15, 8-15, 15-12, 13-15
1991	FIRST ROUND (PROVO) vs. USC	L	7-15, 6-15, 15-1, 9-15
1992	FIRST ROUND (PROVO) vs. SANTA CLARA	W	15-4, 15-3, 16-14
	WEST REGIONAL SEMIFINAL (LOS ANGELES) vs. USC	W	15-5, 15-5, 13-15, 15-11
	WEST REGIONAL FINAL (LOS ANGELES) vs. UCLA	L	5-15, 8-15, 9-15
1993	FIRST ROUND (BYE)		
	SECOND ROUND (PROVO) vs. WASHINGTON STATE	W	15-6, 15-11, 15-4
	WEST REGIONAL SEMIFINAL (LOS ANGELES) vs. ARIZONA	W	15-8, 11-15, 15-9, 15-8
	WEST REGIONAL FINAL (LOS ANGELES) vs. UCLA	W	16-14, 17-15, 15-11
	NATIONAL SEMIFINAL (MADISON) vs. PENN STATE	L	13-15, 15-6, 14-16, 12-15
1994	FIRST ROUND (BYE)		
	SECOND ROUND (PROVO) vs. ARIZONA	L	15-10, 5-15, 4-15, 10-15
1995	FIRST ROUND (PROVO) vs. HOUSTON	W	15-5, 15-10, 15-8
	SECOND ROUND (EAST LANSING) vs. MICHIGAN STATE	L	7-15, 9-15, 7-15
1996	FIRST ROUND (BYE)		
	SECOND ROUND (PROVO) vs. WASHINGTON	W	15-7, 8-15, 15-8, 15-7
	MOUNTAIN REGIONAL SEMIFINAL (HONOLULU) vs. PACIFIC	W	15-7, 8-15, 15-4, 13-15, 15-13
	MOUNTAIN REGIONAL FINAL (HONOLULU) vs. HAWAII	L	10-15, 6-15, 6-15
1997	FIRST ROUND (BYE)		
	SECOND ROUND (PROVO) vs. MINNESOTA	W	15-8, 15-9, 15-11
	EAST REGIONAL SEMIFINAL (UNIVERSITY PARK) vs. TEXAS A&M	W	15-12, 7-15, 17-15, 13-15, 16-14
	EAST REGIONAL FINAL (UNIVERSITY PARK) vs. PENN STATE	L	0-15, 6-15, 6-15
1998	FIRST ROUND (PROVO) vs. COASTAL CAROLINA	W	15-1, 15-7, 15-3
	SECOND ROUND (PROVO) vs. KANSAS STATE	W	15-6, 15-10, 17-15
	CENTRAL REGIONAL SEMIFINAL (UNIVERSITY PARK) vs. PACIFIC	W	15-7, 15-5, 12-15, 16-14
	CENTRAL REGIONAL FINAL (UNIVERSITY PARK) vs. PENN STATE	L	16-18, 2-15, 10-15
1999	FIRST ROUND (PROVO) vs. PRINCETON	W	15-5, 15-5, 15-5
	SECOND ROUND (PROVO) vs. WISCONSIN	W	6-15, 15-10, 15-4, 15-9
	MIDWEST REGIONAL SEMIFINAL (STOCKTON) vs. FLORIDA	L	12-15, 8-15, 10-15
2000	FIRST ROUND (PROVO) vs. HOFSTRA	W	15-3, 15-10, 15-6
	SECOND ROUND (PROVO) vs. UTAH STATE	W	15-9, 15-10, 15-10
	CENTRAL REGIONAL SEMIFINAL (LINCOLN) vs. ARIZONA	L	6-15, 6-15, 9-15
2001	FIRST ROUND (SALT LAKE CITY) vs. UTAH STATE	L	26-30, 31-29, 23-30, 30-27, 14-16
2003	FIRST ROUND (HONOLULU) vs. NEW MEXICO STATE	W	30-17, 30-17, 30-27
	SECOND ROUND (HONOLULU) vs. HAWAII	L	19-30, 23-30, 22-30
2005	FIRST ROUND (LOS ANGELES) vs. PEPPERDINE	L	24-30, 28-30, 30-24, 28-30
2006	FIRST ROUND (LOS ANGELES) vs. UC SANTA BARBARA	W	27-30, 30-32, 30-27, 30-21, 15-12
	SECOND ROUND (LOS ANGELES) vs. USC	L	25-30, 37-39, 19-30
2007	FIRST ROUND (SEATTLE) vs. OLE MISS	W	30-27, 30-21, 30-24
	SECOND ROUND (SEATTLE) vs. WASHINGTON	W	30-28, 28-30, 25-30, 30-22, 15-13
	REGIONAL SEMIFINAL (UNIVERSITY PARK) vs. MIDDLE TENNESSEE ST.	W	30-28, 30-22, 34-32
	REGIONAL FINAL (UNIVERSITY PARK) vs. PENN STATE	L	23-30, 15-30, 18-30
2012	FIRST ROUND (PROVO) vs. NEW MEXICO STATE	W	25-8, 25-17, 25-14
	SECOND ROUND (PROVO) vs. OKLAHOMA	W	25-17, 25-21, 25-18
	REGION SEMIFINAL (OMAHA) vs. OREGON	L	23-25, 21-25, 25-22, 12-25
2013	FIRST ROUND (HONOLULU) vs. ARIZONA STATE	W	21-25, 25-22, 25-17, 24-26, 15-10
	SECOND ROUND (HONOLULU) vs. HAWAII	W	25-21, 25-17, 25-13
	REGION SEMIFINAL (LOS ANGELES) vs. USC	L	30-32, 13-25, 25-21, 16-25
2014	FIRST ROUND (TUCSON) vs. SETON HALL	W	25-16, 25-18, 25-17
	SECOND ROUND (TUCSON) vs. ARIZONA	W	22-25, 25-20, 25-23, 25-23
	REGION SEMIFINAL (SEATTLE) vs. FLORIDA STATE	W	25-20, 25-19, 19-25, 26-24
	REGION FINAL (SEATTLE) vs. NEBRASKA	W	25-21, 25-20, 25-21
	NATIONAL SEMIFINAL (OKLAHOMA CITY) vs. TEXAS	W	25-23, 25-16, 17-25, 26-24
	NATIONAL FINAL (OKLAHOMA CITY) vs. PENN STATE	L	21-25, 24-26, 14-25
2015	FIRST ROUND (PROVO) vs. OHIO	W	19-25, 25-23, 25-17, 26-24
	SECOND ROUND (PROVO) vs. WESTERN KENTUCKY	W	25-23, 25-17, 25-20
	REGION SEMIFINAL (LEXINGTON) vs. NEBRASKA	L	24-26, 17-25, 23-25
2016	FIRST ROUND (PROVO) vs. PRINCETON	W	25-22, 25-15, 25-23
	SECOND ROUND (PROVO) vs. UNLV	W	25-23, 25-21, 25-12
	REGION SEMIFINAL (AUSTIN) vs. TEXAS	L	23-25, 14-25, 26-24, 25-22, 14-16
2017	FIRST ROUND (PROVO) vs. AMERICAN	W	25-11, 25-17, 25-16
	SECOND ROUND (PROVO) vs. OREGON	W	25-20, 25-21, 25-19
	REGION SEMIFINAL (LEXINGTON) vs. KENTUCKY	L	25-20, 17-25, 25-22, 18-25, 9-15

BYU NCAA TOURNAMENT RECORD BY ROUND

FIRST ROUND	REGIONAL FINALS	OVERALL NCAA RECORD
20-5	2-8 (1985-87, 92-93, 96-98, 07, 14)	46-30
SECOND ROUND	CHAMPIONSHIP SEMIS	TOP NATIONAL FINISHES
13-4	1-1 (1993, 2014)	2014 (NCAA) - RUNNERS-UP
REGIONAL SEMIFINALS	CHAMPIONSHIP FINALS	1972 (AIAW) - RUNNERS-UP
10-11	0-1 (2014)	

BYU'S NCAA ALL-TOURNAMENT PLAYERS

MARY LAKE
2016 AUSTIN REGIONAL
AMY BOSWELL
2014 SEATTLE REGIONAL
ALEXA GRAY
2015 LEXINGTON REGIONAL
2014 CHAMPIONSHIPS
2014 SEATTLE REGIONAL
2013 LOS ANGELES REGIONAL
JENNIFER HAMSON
2014 CHAMPIONSHIPS
2014 SEATTLE REGIONAL (MVP)
2012 OMAHA REGIONAL
CHELSEA GOODMAN
2007 REGIONAL
RACHEL DYER
2007 REGIONAL
AMY SCHLAUDER
2007 REGIONAL
NINA PUUKKONEN
1998 CENTRAL REGIONAL
KORIE ROGERS
1998 CENTRAL REGIONAL
1997 EAST REGIONAL
AMY STEELE GANT
1997 EAST REGIONAL
1996 MOUNTAIN REGIONAL
TUMUA MATU'U
1993 WEST REGIONAL
CHARLENE JOHNSON
1993 CHAMPIONSHIPS
1993 WEST REGIONAL
1992 WEST REGIONAL
DYLAN DUNCAN
1988 WEST REGIONAL
1987 WEST REGIONAL
1986 WEST REGIONAL
MARILISA SALMI
1987 WEST REGIONAL
1986 WEST REGIONAL
SARI VIRTANEN
1986 WEST REGIONAL
JILL SANDERS PLUMB
1987 WEST REGIONAL
1985 WEST REGIONAL
RAEYLN HOGLUND
1983 WEST REGIONAL
LISA MOTES CONNOLLY
1981 SOUTHWEST REGIONAL

ALL-TIME NCAA TOURNAMENT APPEARANCES

Ranking	Appearances	School
No. 1	37	PENN STATE
No. 1	37	STANFORD
No. 3	36	HAWAII
No. 3	36	NEBRASKA
No. 5	35	USC
No. 5	35	UCLA
No. 7	34	TEXAS
No. 8	30	BYU

DIVISION I WINNINGEST TEAMS (through 2017)

ALL-TIME BY PERCENTAGE

No.	Team	1st Year	Years	Won	Lost	Tied	Pct.
1	PENN STATE	1979	39	1,246	198	0	.863
2	HAWAII	1975	43	1,222	212	1	.852
3	NEBRASKA	1975	43	1,308	238	12	.846
4	FLORIDA	1984	34	980	196	0	.833
5	STANFORD	1976	42	1,117	255	4	.814
6	BYU	1969	48	1,250	354	5	.779

ALL-TIME BY VICTORIES

No.	Team	1st Year	Years	Won	Lost	Tied	Pct.
1	NEBRASKA	1975	43	1,308	238	12	.846
2	UCLA	1970	48	1,291	377	0	.774
T-3	BYU	1969	49	1,250	354	5	.779
T-3	MISSOURI STATE	1972	46	1,250	494	21	.717
5	PENN STATE	1979	39	1,246	198	0	.863
6	HAWAII	1975	43	1,222	212	1	.852

LAST FIVE YEARS BY PERCENTAGE

No.	Team	Won	Lost	Pct.
1	TEXAS	139	16	.887
2	PENN STATE	155	23	.871
3	WASHINGTON	147	22	.870
4	FLORIDA	138	21	.868
5	WESTERN KENTUCKY	150	23	.867
T-6	BYU	141	23	.860
T-6	COLORADO STATE	135	22	.860

LAST FIVE YEARS BY WINS

No.	Team	Won	Lost	Pct.
1	PENN STATE	155	23	.871
2	WESTERN KENTUCKY	150	23	.867
3	WASHINGTON	147	22	.870
4	NEBRASKA	144	28	.837
T-5	BYU	141	23	.860
T-5	AMERICAN	141	33	.810

ALL-TIME FINAL AVCA RANKINGS

1982	No. 13	1991	No. 9	2000	No. 13	2009	N/A
1983	No. 8	1992	No. 8	2001	No. 22	2010	N/A
1984	No. 15	1993	No. 4	2002	N/A	2011	N/A
1985	No. 14	1994	No. 8	2003	N/A	2012	No. 12
1986	No. 1	1995	No. 23	2004	N/A	2013	No. 13
1987	No. 4	1996	No. 8	2005	N/A	2014	No. 3
1988	No. 12	1997	No. 7	2006	No. 20	2015	No. 11
1989	N/A	1998	No. 6	2007	No. 12	2016	No. 8
1990	No. 12	1999	No. 13	2008	N/A	2017	No. 9

BYU'S ALL-TIME CONFERENCE FINISHES

1969	14-0 (1st)	1982	10-0 (1st)	1995	11-3 (2nd)	2008	7-9 (6th)
1970	8-0 (1st)	1983	9-1 (1st)	1996	15-1 (1st)	2009	9-7 (5th)
1971	8-0 (1st)	1984	9-3 (F-2nd)	1997	13-1 (1st)	2010	9-7 (4th)
1972	8-0 (1st)	1985	10-2 (2nd)	1998	13-1 (F-1st)	2011	10-6 (F-3rd)
1973	8-0 (1st)	1986	12-0 (1st)	1999	13-1 (1st)	2012	13-3 (F-1st)
1974	11-1 (1st)	1987	11-1 (1st)	2000	13-6 (2nd)	2013	15-3 (2nd)
1975	13-0 (1st)	1988	9-3 (F-2nd)	2001	10-4 (3rd)	2014	16-2 (1st)
1976	12-0 (1st)	1989	10-2 (F-2nd)	2002	7-7 (4th)	2015	16-2 (1st)
1977	12-0 (1st)	1990	9-1 (1st)	2003	10-4 (3rd)	2016	16-2 (1st)
1978	9-3 (3rd)	1991	10-2 (2nd)	2004	9-5 (3rd)	2017	17-1 (F-1st)
1979	8-2 (2nd)	1992	14-0 (1st)	2005	14-2 (1st)		
1980	8-2 (2nd)	1993	14-0 (1st)	2006	13-3 (2nd)		
1981	10-0 (1st)	1994	13-1 (1st)	2007	18-4 (F-2nd)		

BYU IN THE NCAA RECORD BOOK (through 2017)

INDIVIDUAL SINGLE-SEASON RECORDS

Category - Total	Ranking	Player	Sets	Season
ASSISTS - 2,026	No. 1	TAMI HAMILTON	157	1984
KILLS PER SET - 5.24 (582)	No. 20	ALEXA GRAY	111	2015
HITTING % - .444	No. 13	LINDSY HARTSOCK	107	2005
TOTAL BLOCKS (30-P) - 205	No. 11	LINDSY HARTSOCK	110	2004
TOTAL BLOCKS (25-P) - 229	No. 1	WHITNEY YOUNG	121	2014
TOTAL BLOCKS (25-P) - 203	No. 7	AMY BOSWELL	121	2014
TOTAL BLOCKS (25-P) - 202	No. 8	NICOLE WARNER	112	2012
BLOCKS PER SET (30-P) - 1.86	No. 10	LINDSY HARTSOCK	110	2004
BLOCKS PER SET (25-P) - 1.89	No. 1	WHITNEY YOUNG	121	2014
BLOCKS PER SET (25-P) - 1.80	No. 4	NICOLE WARNER	112	2012
BLOCKS PER SET (25-P) - 1.68	No. 10	AMY BOSWELL	121	2014

INDIVIDUAL CAREER RECORDS

Category - Total	Ranking	Player	Sets	Seasons
ASSISTS - 5,975	No. 25	ANNA-LENA SMITH	461	1996-99
ACES PER SET - .675	No. 20	SARI VIRTANEN	283	1985-86
MATCHES PLAYED - 162	No. 7	DYLAN DUNCAN		1985-88

ANNUAL INDIVIDUAL CHAMPIONS

Category - Total	Player	Sets	Season
BLOCKS PER SET - 2.17	NINA PUIKKONEN	107	1998
BLOCKS PER SET - 1.89	WHITNEY YOUNG	121	2014

TEAM SINGLE-SEASON RECORDS

Category - Total	Ranking	Sets	Season
KILLS - 2,451	No. 9	157	1984
KILLS - 2,397	No. 12	156	1985
KILLS - 2,332	No. 17	148	1986
HITTING % (25-P) - .311	No. 18	112	2012
ASSISTS - 2,225	No. 5	157	1984
TOTAL BLOCKS (25-P) - 465.5	No. 1	121	2014
BLOCKS PER SET (25-P) - 3.85	No. 1	121	2014

TEAM SINGLE-MATCH RECORDS

Category - Total	Ranking	Match	Date
KILLS, THREE-SETS - 83	No. 12	BYU vs. STANFORD	12/12/86
ATTACKS, THREE-SETS - 212	No. 7	BYU vs. UTAH	11/6/91
HITTING %, FOUR-SETS - .456	No. 15	BYU vs. TOLEDO	9/4/99
HITTING %, FOUR-SETS - .455	No. 15	BYU vs. SAN FRANCISCO	10/2/14
ASSISTS, THREE-SETS - 79	No. 9	BYU vs. STANFORD	12/12/86
DIGS, THREE-SETS - 130	No. 2	BYU vs. UTAH	11/6/91
POINTS SCORED, FIVE-SETS - 86	No. 2	BYU vs. HAWAII	11/28/98

ANNUAL TEAM CHAMPIONS

Category - Total	Sets	Season
BLOCKS PER SET - 3.85	121	2014
KILLS - 2,451	157	1

MISCELLANEOUS

Category - Total	Match	Date	Ranking
POINTS SCORED, FIVE-SETS - 86	BYU vs. HAWAII	11/28/98	No. 2
LONGEST MATCH - 3:38	BYU vs. HAWAII	11/28/98	No. 1
POINTS SCORED, SINGLE SET - 24	BYU vs. HAWAII	11/28/98	No. 5

Category - Total	Seasons	Ranking
CONSECUTIVE WINNING SEASONS - 21	1981-01	No. 13
CONSECUTIVE NON-LOSING SEASONS - 21	1981-01	No. 16

Exhibition
Volleyball Box Score
The Automated ScoreBook
Utah Valley vs #8 BYU (Aug 18, 2018 at Provo, Utah)

#	Utah Valley	S	Attack				Pct	Ast	Serve			Block			Pts
			K	E	TA	RE			SA	SE	RE	DS	BS	BA	
7	Wardle, Masi	2	0	0	0	.000	8	1	3	0	7	0	0	0	1.0
8	Jarema, Makaila	3	4	1	11	.273	0	0	0	0	1	6	0	0	7.0
9	Tarawhiti, Kazna	3	7	3	35	.000	1	0	0	0	7	0	0	0	7.0
12	Niutupuivaha, Jasmin	3	2	3	7	-.143	0	0	0	0	0	2	0	0	3.0
16	Allred, Kristen	3	9	4	25	.200	0	0	2	0	6	0	2	0	10.0
18	Downs, Kaili	3	6	3	18	.167	0	0	0	0	1	4	0	0	9.0
2	Vincent, Abbie	3	0	0	0	.000	0	1	0	1	6	0	0	0	1.0
4	Ward, Brynny	1	0	0	0	.000	0	0	1	0	0	0	0	0	0.0
6	Merrill, Seren	3	0	1	1	-.000	0	0	0	0	6	0	0	0	1.0
13	Funk Stratton, Jaysa	2	0	0	0	.000	7	0	0	0	4	0	0	0	0.0
14	Martensen, BriAnne	2	0	0	0	.000	8	0	0	0	3	0	0	0	0.0
15	Davies, Alexis	3	0	0	8	.000	0	0	0	0	4	0	2	0	1.0
Totals		3	28	19	105	.086	24	2	6	1	45	1	16	2	39.0

Team Attack By Set

Set	K	E	TA	Pct	Sideout	Pct
1	12	7	41	.122	13-26	50%
2	8	6	32	.062	14-25	56%
3	8	6	32	.062	11-24	45%
					38-75	60%

TOTAL TEAM BLOCKS: 9.0

SET SCORES 1 2 3
 Utah Valley (0) 25 22 20
 BYU (3) 27 25 25

#	BYU	S	Attack				Pct	Ast	Serve			Block			Pts	
			K	E	TA	RE			SA	SE	RE	DS	BS	BA		BE
2	GNETTING, Heather	3	7	5	22	.091	1	0	2	0	3	2	3	1	10.5	
7	HADDOCK-EPPICH, Lynd	3	2	1	5	.200	43	1	1	0	5	0	2	0	4.0	
12	JONES-PERRY, Roni	3	20	8	42	.286	0	0	1	1	6	0	1	1	20.5	
14	MILLER, McKenna	3	8	8	21	.000	0	0	2	0	2	0	1	0	8.5	
20	LYMAN, Riley	3	0	1	1	-.000	0	0	0	0	5	0	0	0	0.0	
24	ESCHENBERG, Kennedy	2	1	1	7	.000	0	0	0	0	0	2	0	0	2.0	
8	ROBINSON, Madi	2	5	3	17	.118	0	0	0	0	1	0	1	0	5.5	
9	MARTINDALE, Sydney	3	0	0	0	.000	1	0	0	0	4	0	0	0	1.0	
11	HADDOCK, Lacy	2	4	0	11	.364	0	0	1	0	4	0	1	0	4.5	
13	STETLER, Danelle	3	1	0	2	.500	1	0	0	1	5	0	0	0	1.0	
16	MOFAT, Kiani	1	0	0	0	.000	0	0	1	0	1	0	0	0	0.0	
18	STAPLETON, Allison	1	1	1	2	.000	0	0	0	0	0	1	0	0	1.5	
18	LAKE, Mary	3	0	0	0	.000	1	0	0	0	15	0	0	0	0.0	
Totals		3	49	28	130	.162	47	1	8	2	51	2	12	2	1	58.0

Team Attack By Set

Set	K	E	TA	Pct	Sideout	Pct
1	17	11	47	.128	14-26	53%
2	17	8	42	.214	14-22	63%
3	15	9	41	.146	12-21	57%
					40-69	67%

TOTAL TEAM BLOCKS: 8.0

Site: Provo, Utah (Smith Fieldhouse)
 Date: Aug 18, 2018 Attend: Time:
 Referees:

SET SCORES 1 2 3 Total
 Tie scores 12 7 3 22
 Lead change 6 1 3 10

Volleyball Box Score
The Automated ScoreBook
#8 BYU vs Duke (Aug 22, 2018 at Durham, N.C.)

#	BYU	S	Attack				Pct	Ast	Serve			Block			Pts	
			K	E	TA	RE			SA	SE	RE	DS	BS	BA		BE
2	GNETTING, Heather	3	11	2	23	.391	0	0	1	0	0	1	0	3	0	12.5
6	HADDOCK-EPPICH, Lynd	3	3	0	6	.500	38	0	1	0	5	0	3	1	1	4.5
11	HADDOCK, Lacy	3	3	1	14	.143	0	0	1	0	6	0	3	0	0	4.5
12	JONES-PERRY, Roni	3	8	8	32	.000	0	1	0	3	5	0	1	0	9.5	
14	MILLER, McKenna	3	14	1	29	.448	0	0	1	0	1	0	0	0	14.0	
24	ESCHENBERG, Kennedy	3	6	0	10	.600	0	0	0	0	0	0	0	0	8.0	
6	LEWIS-BUSHMAN, Emily	1	0	0	1	.000	0	0	0	0	0	0	0	0	0.0	
9	MARTINDALE, Sydney	3	0	0	0	.000	1	0	0	0	5	0	0	0	0.0	
18	LAKE, Mary	3	0	0	0	.000	3	0	0	0	24	0	0	0	1.0	
20	LYMAN, Riley	3	0	0	0	.000	0	0	0	0	1	0	0	0	0.0	
Totals		3	45	12	115	.287	42	1	4	3	48	0	14	1	2	53.0

Team Attack By Set

Set	K	E	TA	Pct	Sideout	Pct
1	16	5	43	.256	13-23	56%
2	15	3	37	.324	12-19	63%
3	14	4	35	.286	12-17	70%
					37-69	62%

TOTAL TEAM BLOCKS: 7.0

SET SCORES 1 2 3 Team Records:
 BYU (3) 25 25 25 1-0
 Duke (0) 22 19 16 0-1

#	Duke	S	Attack				Pct	Ast	Serve			Block			Pts	
			K	E	TA	RE			SA	SE	RE	DS	BS	BA		BE
4	Lily Cooper	3	0	1	6	-.167	0	0	0	0	0	0	0	0	0.5	
7	Leah Meyer	3	7	1	12	.500	1	1	2	0	2	1	1	1	9.5	
8	Ade Owokoriran	3	12	7	31	.161	0	0	0	0	0	0	0	0	12.0	
11	Payton Schwartz	3	6	4	22	.091	0	0	1	1	12	0	0	0	6.0	
16	Andie Shelton	3	4	3	17	.059	15	2	3	0	10	0	1	0	6.5	
17	Samantha Amos	1	1	2	8	-.125	0	0	0	0	0	0	1	1	1.5	
1	Kelli Kalinoski	3	0	0	0	.000	1	0	0	0	11	0	0	0	0.0	
2	Jessi Bartholomew	3	5	2	14	.214	0	0	0	0	1	0	0	0	5.0	
6	Mackenzie Cole	3	0	0	0	.000	1	0	0	0	10	0	0	0	0.0	
9	Haley Seyfarth	3	0	0	0	.000	18	0	1	0	1	0	0	0	0.0	
12	Summer Brown	2	1	1	3	.000	0	0	0	0	0	0	0	0	1.0	
Totals		3	36	21	113	.133	36	3	7	1	47	1	4	2	0	42.0

Team Attack By Set

Set	K	E	TA	Pct	Sideout	Pct
1	14	7	40	.175	12-24	50%
2	13	6	40	.125	12-25	47%
3	9	6	33	.091	11-24	45%
					35-73	47%

TOTAL TEAM BLOCKS: 3.0

Site: Durham, N.C. (Cameron)
 Date: Aug 22, 2018 Attend: 2159 Time: 1:29
 Referees:

SET SCORES 1 2 3 Total
 Tie scores 3 8 5 16
 Lead change 2 3 2 7

Volleyball Box Score
The Automated ScoreBook
#8 BYU vs Duke (Aug 25, 2018 at Durham, N.C.)

#	BYU	S	Attack				Pct	Ast	Serve			Block			Pts	
			K	E	TA	RE			SA	SE	RE	DS	BS	BA		BE
2	GNETTING, Heather	4	5	5	15	.000	0	1	2	0	0	0	2	0	7.0	
6	HADDOCK-EPPICH, Lynd	4	1	1	3	.000	46	0	1	0	8	0	2	0	2.0	
11	HADDOCK, Lacy	2	2	1	9	.111	0	0	0	0	1	0	0	0	2.0	
12	JONES-PERRY, Roni	2	3	6	17	-.176	0	1	0	0	2	0	1	1	4.5	
14	MILLER, McKenna	4	13	6	34	.206	0	1	0	0	4	0	0	1	14.0	
24	ESCHENBERG, Kennedy	4	13	1	23	.522	0	0	0	0	1	0	5	0	15.5	
8	ROBINSON, Madi	4	12	0	19	.632	0	0	0	0	3	0	2	0	13.0	
9	MARTINDALE, Sydney	4	0	0	0	.000	0	0	0	1	6	0	0	0	0.0	
18	STETLER, Danelle	4	8	2	16	.375	0	0	0	5	2	0	0	0	9.0	
15	MOFAT, Kiani	2	0	1	1	-.000	6	0	0	0	0	0	0	0	0.0	
16	STAPLETON, Allison	1	0	0	0	.000	0	0	0	0	0	0	0	0	0.0	
18	LAKE, Mary	4	0	0	0	.000	4	0	1	1	19	0	0	0	0.0	
20	LYMAN, Riley	4	0	0	0	.000	0	0	0	1	4	0	0	0	0.0	
Totals		4	57	23	137	.248	56	3	4	4	53	0	14	4	0	67.0

Team Attack By Set

Set	K	E	TA	Pct	Sideout	Pct
1	12	11	38	.026	11-24	45%
2	13	3	32	.312	13-20	64%
3	15	4	33	.333	14-22	63%
4	17	5	34	.353	13-18	72%
					51-84	60%

TOTAL TEAM BLOCKS: 7.0

SET SCORES 1 2 3 4 Team Records:
 BYU (3) 16 25 25 25 2-0
 Duke (1) 25 19 22 17 0-2

#	Duke	S	Attack				Pct	Ast	Serve		
---	------	---	--------	--	--	--	-----	-----	-------	--	--

Volleyball Box Score
The Automated ScoreBook
#1 Stanford vs #9 BYU (Aug 31, 2018 at Provo, Utah)

#	Stanford	S	Attack				Pct	Ast	Serve			Block			Pts	
			K	E	TA	BA			SA	SE	RE	DS	BS	BA		BE
1	Gray, Jenna	5	1	1	7	.000	53	0	0	0	6	1	3	1	0	3.5
2	Plummer, Kathryn	5	21	12	51	.176	1	1	2	1	4	0	4	0	0	24.0
3	Campbell, Holly	5	7	5	18	.111	1	0	0	0	1	0	6	1	0	10.0
4	McClure, Meghan	5	12	6	34	.176	0	1	2	2	12	0	4	0	0	15.0
5	Alade, Tarrá	5	8	4	17	.235	0	0	0	0	0	0	8	1	0	12.0
6	Formico, Kate	5	0	0	0	.000	1	0	4	1	7	0	0	0	0	0.0
7	Hentz, Morgan	5	0	0	0	.000	2	0	1	1	14	0	0	0	0	0.0
8	Fitzmorris, Audriana	5	13	3	26	.385	0	0	0	0	1	0	4	2	0	15.0
9	Wilson, Sidney	5	0	0	0	.000	0	3	2	0	0	0	0	0	0	3.0
Totals		5	62	31	153	.203	58	5	11	5	45	1	29	5	0	82.5

Team Attack By Set

Set	K	E	TA	Pct	Sidout	Pct
1	13	7	33	.182	14-24	58%
2	14	8	39	.154	14-25	56%
3	10	7	28	.107	13-21	61%
4	17	4	33	.394	15-21	71%
5	8	5	20	.150	8-14	57%
Totals		64-105		60%		

SET SCORES 1 2 3 Team Records:
Stanford (2) 22 20 25 25 11 2-1
BYU (3) 25 25 21 20 15 4-0

TOTAL TEAM BLOCKS: 15.5

#	BYU	S	Attack				Pct	Ast	Serve			Block			Pts	
			K	E	TA	BA			SA	SE	RE	DS	BS	BA		BE
2	GNETTING, Heather	5	9	5	24	.167	0	0	2	0	0	0	10	0	0	14.0
6	HADDOCK-EPPICH, Lynd	5	2	0	3	.667	48	0	0	0	7	0	5	0	1	4.5
9	MARTINDALE, Sydnie	5	0	0	0	.000	0	2	0	0	5	0	0	0	0	2.0
12	JONES-PERRY, Roni	5	20	5	44	.341	1	2	3	1	10	1	4	0	0	25.0
14	MILLER, McKenna	5	15	9	39	.154	0	1	3	0	2	0	2	0	0	17.0
24	ESCHENBERG, Kennedy	5	7	2	13	.385	1	0	0	0	0	0	3	0	0	8.5
8	ROBINSON, Madi	2	2	2	6	.000	2	0	0	0	1	0	2	0	0	3.0
11	HADDOCK, Lacy	4	3	2	11	.091	0	0	0	0	0	0	0	0	0	3.0
18	STETLER, Danelle	5	0	0	1	.000	1	0	0	3	2	0	0	0	0	0.0
15	MOEAT, Kiani	2	0	0	0	.000	0	0	1	0	1	0	0	0	0	0.0
18	LAKE, Mary	5	0	0	0	.000	4	0	0	1	18	0	0	0	0	0.0
Totals		5	58	25	141	.234	57	5	9	5	46	1	26	0	1	77.0

Team Attack By Set

Set	K	E	TA	Pct	Sidout	Pct
1	13	6	30	.233	15-23	65%
2	12	3	29	.310	14-20	69%
3	13	7	32	.188	13-25	51%
4	12	7	32	.156	14-24	58%
5	8	2	18	.333	9-12	75%
Totals		66-104		62%		

SET SCORES 1 2 3 Team Records:
Stanford (2) 22 20 25 25 11 2-1
BYU (3) 25 25 21 20 15 4-0

TOTAL TEAM BLOCKS: 14.0

Site: Provo, Utah (Smith Fieldhouse)
Date: Aug 31, 2018 Attend: 3389 Time: 2h 26m
Referees: Patsy Malta, Mike Farris
Line judges: Amy Swenson, NM, RM, SB, MA, JA

Tie scores 4 0 8 9 8 25
Lead change 0 0 4 6 5 19

Volleyball Box Score
The Automated ScoreBook
Wichita State vs #9 BYU (Sep 01, 2018 at Provo, Utah)

#	Wichita State	S	Attack				Pct	Ast	Serve			Block			Pts	
			K	E	TA	BA			SA	SE	RE	DS	BS	BA		BE
4	KAULING, Kara	1	0	0	0	.000	1	0	1	0	0	0	0	0	0	0.0
5	PUGH, Abby	3	3	1	9	.222	0	0	0	0	0	0	0	0	0	3.0
6	WRIGHT, Emma	2	3	0	9	.333	0	0	0	0	0	0	0	4	0	5.0
9	KOON, Alex	3	4	3	13	.077	0	0	1	3	2	0	2	0	0	5.0
10	BROWN, Tabitha	3	8	5	23	.130	0	2	1	1	3	0	0	0	0	10.0
21	TAFLINGER, Megan	3	3	2	10	.100	0	0	1	0	2	0	2	0	0	4.0
1	ROBERTS, Jordan	3	1	0	1	1.000	6	1	3	1	7	0	0	0	0	2.0
7	BURKEN, Grace	3	4	2	14	.143	0	0	0	0	0	0	0	0	0	4.0
8	EAKEN, Kali	3	1	0	2	.500	13	0	0	0	2	0	0	0	0	1.0
12	STAWALT, Regan	1	1	4	7	-.429	0	0	0	0	0	0	1	0	0	1.0
16	BROWN, Kara	1	0	0	0	.000	0	0	0	0	0	0	0	0	0	0.0
19	CIVITA, Giorgia	3	0	0	0	.000	6	0	0	2	5	0	0	0	0	0.0
Totals		3	28	17	88	.125	26	3	7	7	25	0	8	2	0	35.0

Team Attack By Set

Set	K	E	TA	Pct	Sidout	Pct
1	7	6	28	.036	11-24	45%
2	7	9	28	-.071	9-25	36%
3	14	2	32	.375	13-24	54%
Totals		33-73		46%		

SET SCORES 1 2 3 Team Records:
Wichita State (0) 16 12 20 4-2
BYU (3) 25 25 25 5-0

TOTAL TEAM BLOCKS: 4.0

#	BYU	S	Attack				Pct	Ast	Serve			Block			Pts	
			K	E	TA	BA			SA	SE	RE	DS	BS	BA		BE
2	GNETTING, Heather	3	3	1	7	.286	1	0	1	0	0	0	4	1	0	5.0
6	HADDOCK-EPPICH, Lynd	3	2	0	2	1.000	29	1	0	0	12	0	2	0	0	4.0
9	MARTINDALE, Sydnie	3	0	0	0	.000	1	2	1	1	1	0	0	0	0	2.0
12	JONES-PERRY, Roni	3	16	1	22	.682	1	1	3	0	8	0	2	0	0	18.0
18	STETLER, Danelle	2	0	0	0	.000	1	0	0	1	1	0	0	0	0	0.0
24	ESCHENBERG, Kennedy	3	4	1	9	.333	1	0	0	0	0	0	4	1	0	6.0
1	BALLARD, Taylen	1	1	0	2	.500	0	0	0	0	0	0	0	0	0	1.0
3	ROBINSON, Madi	3	5	1	8	.500	0	0	0	0	1	0	2	0	0	6.0
8	TAUSINGA, Taylor	1	0	0	0	.000	1	0	0	0	0	0	0	0	0	0.0
14	MILLER, McKenna	3	12	6	33	.182	0	2	1	1	1	0	2	0	0	15.0
15	MOEAT, Kiani	3	0	0	0	.000	0	0	0	0	0	0	1	0	0	0.0
18	LAKE, Mary	3	0	0	0	.000	7	1	0	0	13	0	0	0	0	1.0
20	LYMAN, Riley	1	0	0	0	.000	0	0	0	0	0	0	0	0	0	0.0
Totals		3	43	10	83	.398	42	7	6	3	38	0	16	2	0	58.0

Team Attack By Set

Set	K	E	TA	Pct	Sidout	Pct
1	15	5	30	.333	12-17	70%
2	11	2	23	.391	9-12	75%
3	17	3	30	.467	14-21	66%
Totals		35-60		69%		

SET SCORES 1 2 3 Team Records:
Wichita State (0) 16 12 20 4-2
BYU (3) 25 25 25 5-0

TOTAL TEAM BLOCKS: 8.0

Site: Provo, Utah (Smith Fieldhouse)
Date: Sep 01, 2018 Attend: 2231 Time: 1h 18m
Referees: Patsy Malta, Mike Farris
Line judges: Alyssa Keakaoua, NM, RM, SB, HA, DL

Tie scores 2 3 10 15
Lead change 0 1 4 5

Volleyball Box Score
The Automated ScoreBook
#3 BYU vs #10 USC (Sep 07, 2018 at Milwaukee, Wis.)

#	BYU	S	Attack				Pct	Ast	Serve			Block			Pts	
			K	E	TA	BA			SA	SE	RE	DS	BS	BA		BE
6	HADDOCK-EPPICH, Lynd	3	4	0	7	.571	34	1	0	0	11	0	3	0	1	6.5
9	MARTINDALE, Sydnie	3	0	0	1	.000	2	0	1	0	2	0	0	0	0	0.0
12	JONES-PERRY, Roni	3	26	3	52	.442	1	0	0	1	3	0	2	2	0	27.0
13	STETLER, Danelle	3	0	0	1	.000	2	0	0	0	10	0	0	0	0	0.0
16	MOEAT, Kiani	3	0	0	0	.000	0	3	0	0	4	0	0	0	0	3.0
24	ESCHENBERG, Kennedy	3	6	2	18	.222	1	0	0	0	0	0	2	0	0	7.0
2	GNETTING, Heather	3	2	1	7	.143	0	0	0	0	3	1	3	1	0	4.5
3	ROBINSON, Madelyn	1	0	1	3	-.333	0	0	0	0	0	0	0	1	0	0.0
11	HADDOCK, Lacy	3	1	1	12	.000	0	0	0	0	5	0	0	0	0	1.0
14	MILLER, McKenna	3	8	2	27	.222	0	5	0	1	5	0	0	0	0	13.0
18	LAKE, Mary	3	0	0	1	.000	6	0	1	0	15	0	0	0	0	0.0
Totals		3	47	10	129	.287	46	9	2	2	58	1	10	4	1	62.0

Team Attack By Set

Set	K	E	TA	Pct	Sidout	Pct
1	17	5	57	.211	18-28	64%
2	15	5	37	.270	14-21	66%

Volleyball Box Score
The Automated ScoreBook
#3 BYU vs #25 Marquette (Sep 08, 2018 at Milwaukee, Wis.)

#	BYU	S	Attack				Pct	Ast	Serve			Block				Pts
			K	E	TA	Pct			SA	SE	RE	Dig	BS	BA	BE	
2	GNETTING, Heather	4	9	1	14	.571	0	2	0	0	0	1	4	0	0	14.0
6	HADDOCK-EPPICH, Lynd	4	4	0	10	.400	56	0	0	0	4	0	3	0	1	5.5
9	MARTINDALE, Sydnie	4	0	0	0	.000	4	0	3	1	7	0	0	0	0	0.0
12	JONES-PERRY, Roni	4	23	9	55	.255	1	3	2	1	7	0	2	0	0	27.0
14	MILLER, McKenna	4	16	2	32	.438	1	0	2	1	4	0	2	0	0	17.0
24	ESCHENBERG, Kennedy	4	5	3	15	.133	0	0	0	0	3	5	0	0	0	10.5
8	ROBINSON, Madelyn	4	5	2	14	.214	0	0	0	0	2	0	2	0	0	6.0
13	STETLER, Danelle	4	1	0	1	.000	0	0	0	1	6	0	0	0	0	1.0
16	MOEAT, Kiari	4	0	0	0	.000	0	0	0	0	0	0	0	0	0	0.0
18	LAKE, Mary	4	2	0	2	1.000	1	0	1	0	26	0	0	0	0	2.0
Totals		4	65	17	143	.336	63	5	10	4	56	4	18	0	1	83.0

Team Attack By Set

Set	K	E	TA	Pct	Sidout	Pct
1	17	5	35	.343	14-25	56%
2	19	3	41	.390	15-22	68%
3	11	6	35	.143	16-21	76%
4	18	3	32	.469	11-14	78%

SET SCORES

	1	2	3	4	Team Records:
BYU (3)	23	25	25	25	8-0
Marquette (1)	25	22	20	14	6-2

TOTAL TEAM BLOCKS: 13-0

#	Marquette	S	Attack				Pct	Ast	Serve			Block				Pts
			K	E	TA	Pct			SA	SE	RE	Dig	BS	BA	BE	
6	SPECKMAN, Lauren	4	0	0	1	.000	27	0	2	0	4	0	0	0	0	0.0
8	WERCH, Hope	4	9	3	21	.286	1	0	0	1	3	0	3	0	0	10.5
9	ROSENTHAL, Jenna	4	8	4	15	.250	1	1	1	0	3	0	5	0	0	11.5
10	BARBER, Allie	4	16	6	42	.238	0	0	0	0	1	0	2	0	0	17.0
18	HAAK, Anna	4	9	4	24	.208	0	2	0	1	11	1	1	0	0	12.5
23	ORF, Elizabeth	4	4	2	13	.154	0	0	0	0	0	2	1	0	0	5.0
4	ROSE, Sarah	4	0	1	2	.500	14	1	1	0	3	0	0	0	0	1.0
7	KONOVODOFF, Martha	4	0	0	0	.000	5	0	2	1	23	0	0	0	0	0.0
12	MOSHER, Madeline	4	3	2	15	.067	0	0	0	3	0	1	0	0	0	3.5
17	SCHLOSSOW, Katie	1	0	0	0	.000	0	0	0	1	0	0	0	0	0	0.0
Team																
Totals		4	49	22	134	.201	48	4	6	5	51	1	14	1	0	61.0

Team Attack By Set

Set	K	E	TA	Pct	Sidout	Pct
1	17	4	34	.382	14-23	60%
2	12	4	30	.211	15-25	60%
3	12	8	32	.125	15-24	62%
4	8	6	30	.067	11-25	43%

SET SCORES

	1	2	3	4	Total
Tie scores	6	2	11	0	19
Lead change	3	2	6	0	11

Site: Milwaukee, Wis. (Al McGuire Center)
 Date: Sep 08, 2018 Attend: 1491 Time: 1:54
 Referees: Dean Hoskin, Paul Albright

Volleyball Box Score
The Automated ScoreBook
#24 Utah vs #1 BYU (Sep 13, 2018 at Provo, Utah)

#	Utah	S	Attack				Pct	Ast	Serve			Block				Pts	
			K	E	TA	Pct			SA	SE	RE	Dig	BS	BA	BE		BH
1	Drews, Dani	3	11	6	28	.179	0	2	2	0	0	2	0	2	0	0	14.0
4	Koerber, Kenzie	3	5	0	10	.500	0	0	1	0	1	0	1	0	0	5.5	
6	Gauta, Lauqa	3	5	6	20	-.050	0	1	2	1	6	0	0	1	0	6.0	
8	Choy, Bailey	3	0	3	5	-.600	21	1	0	0	8	0	0	0	1	1.0	
18	Sproule, Lauren	3	4	0	7	.571	0	0	0	0	0	0	2	0	0	5.0	
19	Grace, Phoebe	3	2	0	12	.167	0	0	1	0	0	0	1	0	0	2.5	
2	Lauqero, Taylor	3	0	0	0	.000	0	0	1	0	1	0	0	0	0	0.0	
9	Ka'aha'aina-Torres,	2	0	0	0	.000	6	0	1	0	1	0	0	1	0	0.0	
18	Windisch, Kinqa	3	0	0	0	.000	0	0	1	0	0	0	0	0	0	0.0	
14	Yett, Megan	2	3	0	8	.375	0	0	0	1	0	0	0	0	0	3.0	
17	Doehmann, Brianna	3	0	0	0	.000	2	0	1	3	4	0	0	0	0	0.0	
Totals		3	30	15	90	.167	29	4	10	5	23	0	6	2	1	37.0	

Team Attack By Set

Set	K	E	TA	Pct	Sidout	Pct
1	13	7	32	.188	12-24	50%
2	10	5	31	.161	13-25	51%
3	7	3	27	.148	13-24	54%

SET SCORES

	1	2	3	Team Records:
Utah (0)	20	14	17	7-3
BYU (3)	25	25	25	9-0

TOTAL TEAM BLOCKS: 3-0

#	BYU	S	Attack				Pct	Ast	Serve			Block				Pts
			K	E	TA	Pct			SA	SE	RE	Dig	BS	BA	BE	
2	GNETTING, Heather	3	7	0	11	.636	31	0	1	0	2	0	1	0	0	8.5
6	HADDOCK-EPPICH, Lynd	3	3	1	5	.400	0	0	0	0	10	0	3	0	1	4.5
9	MARTINDALE, Sydnie	3	0	0	0	.000	2	0	2	4	0	0	0	0	0	0.0
12	JONES-PERRY, Roni	3	13	4	27	.333	0	1	2	0	4	0	1	0	0	14.5
18	STETLER, Danelle	3	0	0	1	.000	2	0	0	1	3	0	0	0	0	0.0
24	ESCHENBERG, Kennedy	3	9	1	13	.615	0	0	0	0	0	0	4	0	0	11.0
8	ROBINSON, Madelyn	3	4	1	8	.375	0	0	0	0	2	0	1	1	0	4.5
14	MILLER, McKenna	3	8	2	17	.353	0	2	1	0	2	0	0	0	0	10.0
16	MOEAT, Kiari	2	0	0	0	.000	0	1	0	0	0	0	0	0	0	1.0
18	LAKE, Mary	3	0	0	0	.000	4	0	1	1	12	0	0	0	0	0.0
Totals		3	44	9	82	.427	40	5	5	4	39	0	10	1	1	54.0

Team Attack By Set

Set	K	E	TA	Pct	Sidout	Pct
1	14	3	29	.379	13-21	61%
2	15	2	26	.500	13-14	92%
3	15	4	27	.407	14-18	77%

SET SCORES

	1	2	3	Total
Tie scores	5	0	7	12
Lead change	2	0	3	5

Site: Provo, Utah (Smith Fieldhouse)
 Date: Sep 13, 2018 Attend: 5472 Time: 1h 26m
 Referees: Les Calles, Mike Farrish
 Line judges: Amy Swenson, NM, RM, JA, MA, SB

Volleyball Box Score
BYU vs Weber State (Sep 15, 2018 at Ogden, UT)

#	BYU	S	Attack				Pct	Ast	Serve			Block				Pts
			K	E	TA	Pct			SA	SE	RE	Dig	BS	BA	BE	
2	GNETTING, Heather	3	7	0	9	.778	0	1	0	0	2	0	3	0	0	-
6	HADDOCK-EPPICH, Lynd	3	1	2	3	-.333	42	0	0	0	6	0	3	0	0	-
9	MARTINDALE, Sydnie	3	0	0	0	.000	0	0	1	2	2	0	0	0	0	-
12	JONES-PERRY, Roni	3	13	3	24	.417	1	0	0	0	6	0	1	0	0	-
18	STETLER, Danelle	3	0	0	0	.000	0	0	2	1	0	0	0	0	0	-
18	LAKE, Mary	3	0	0	0	.000	4	0	2	1	10	0	0	0	0	-
8	ROBINSON, Madi	3	5	3	11	.182	0	0	0	0	1	1	2	0	0	-
5	LEWIS-BUSHMAN, Emily	1	0	0	1	.000	0	0	0	0	0	0	0	0	0	-
11	HADDOCK, Lucy	1	0	1	1	-.000	0	0	0	0	1	0	0	0	0	-
14	MILLER, McKenna	3	14	4	22	.455	0	1	1	0	1	0	1	0	0	-
16	MOEAT, Kiari	1	0	0	0	.000	0	0	1	0	0	0	0	0	0	-
16	STAPLETON, Allison	1	1	0	2	.500	0	0	0	0	0	0	1	0	0	-
20	LYMAN, Riley	1	0	0	0	.000	1	0	0	0	0	0	0	0	0	-
24	ESCHENBERG, Kennedy	3	8	2	15	.400	0	0	0	0	0	3	0	0	0	-
Totals		3	49	15	88	.386	48	2	5	5	30	1	14	0	0	-

Team Attack By Set

Set	K	E	TA	Pct
1	21	6	32	.469
2	15	6	31	.290
3	13	3	25	.400

SET SCORES

	1	2	3	Team Records:
--	---	---	---	---------------

Volleyball Box Score
The Automated ScoreBook
Saint Mary's vs #1 BYU (Sep 22, 2018 at Provo, Utah)

#	Saint Mary's	S	Attack				Pct	Ast	Serve			Block			Pts	
			K	E	TA	SA			SE	RE	DE	BS	BA	BE		BH
2	CALVIN, Lindsey	3	7	8	23	-.043	0	0	0	1	0	0	0	7.0		
6	YOUNG, Sienna	3	4	2	15	-.133	1	0	1	1	0	0	0	4.0		
12	O'SULLIVAN, Alex	3	2	2	5	.000	0	0	0	0	1	0	0	3.0		
14	PARKER, Alexa	3	1	0	3	-.333	1	0	0	0	0	0	1	1.0		
17	KNUDSEN, Lindsey	3	5	4	14	-.071	1	0	0	2	5	0	0	5.0		
21	LAIRD, Jennifer	3	2	3	6	-.167	0	0	0	0	0	0	0	2.0		
1	ASHLEY, Breyan	3	0	0	0	.000	0	0	1	0	0	0	0	0.0		
3	BIBLE, Emily	3	0	0	0	.000	0	0	2	0	5	0	0	1.0		
9	BAUMANN, Madison	1	0	0	0	.000	0	0	0	0	0	0	0	0.0		
15	CHASE, Sarah	3	3	2	9	-.111	0	0	0	0	0	0	0	3.0		
22	THOMPSON, Absina	3	0	0	0	.000	6	0	2	0	2	0	0	2.0		
Totals		3	24	21	75	-.040	23	0	6	3	17	1	0	2	3	25.0

Team Attack By Set

Set	K	E	TA	Pct	Sidout	Pct
1	7	10	29	-.103	9-24	37%
2	9	5	26	-.154	10-25	40%
3	8	6	20	-.100	10-24	41%

SET SCORES 1 2 3 Team Records:
 Saint Mary's (0) 10 14 13 9-3, 1-1 WCC
 BYU (3) 25 25 25 12-0, 2-0 WCC

TOTAL TEAM BLOCKS: 1.0

BYU

#	BYU	S	Attack				Pct	Ast	Serve			Block			Pts
			K	E	TA	SA			SE	RE	DE	BS	BA	BE	
2	GNETTING, Heather	3	6	1	9	-.556	1	0	0	0	1	3	0	0	8.5
6	HADDOCK-EPPICH, Lynd	3	2	0	2	1.000	24	0	1	0	5	0	4	0	4.0
9	MARTINDALE, Sydnie	3	0	0	0	.000	2	0	0	0	2	0	0	0	0.0
12	JONES-PERRY, Roni	3	12	1	14	.786	1	0	1	0	4	0	4	0	14.0
18	STETLER, Danelle	3	0	0	2	.000	1	0	0	0	2	0	1	0	0.5
24	ESCHENBERG, Kennedy	3	5	1	8	.500	0	0	0	0	1	10	1	0	11.0
8	ROBINSON, Madelyn	3	6	2	11	-.364	1	0	1	0	0	2	0	0	7.0
5	LEWIS-BUSHMAN, Emily	1	0	0	0	.000	0	0	0	0	0	0	0	0	0.0
11	HADDOCK, Lacy	2	1	0	4	-.250	0	1	0	0	0	0	0	0	2.0
14	MILLER, McKenna	3	6	1	12	-.417	0	0	2	0	0	2	0	0	7.0
16	MOEAT, Kiani	3	0	0	0	.000	1	2	1	0	4	0	0	0	2.0
16	STAPLETON, Allison	1	1	0	1	1.000	0	0	0	0	0	0	0	0	1.0
18	LAKE, Mary	3	1	0	1	1.000	4	0	1	0	6	0	0	0	1.0
20	LYMAN, Riley	1	0	0	0	.000	0	0	0	0	1	0	0	0	0.0
Totals		3	40	6	64	-.531	35	3	7	0	24	2	26	1	58.0

Team Attack By Set

Set	K	E	TA	Pct	Sidout	Pct
1	13	2	19	-.579	10-11	90%
2	14	3	25	-.440	10-14	71%
3	13	1	20	-.600	11-14	78%

SET SCORES 1 2 3 Team Records:
 Saint Mary's (0) 10 14 13 9-3, 1-1 WCC
 BYU (3) 25 25 25 12-0, 2-0 WCC

Site: Provo, Utah (Smith Fieldhouse)
 Date: Sep 22, 2018 Attend: 2270 Time: 1h 5m
 Referees: Daphne Nelson, Maile Jewkes
 Line judges: Amy Swenson, NM, RM, SB, MA, MA

Tie scores 1 2 3 Total
 0 1 0 1
Lead change 0 0 0 0

Volleyball Box Score
The Automated ScoreBook
#1 BYU vs Pepperdine (Sep 25, 2018 at Malibu, Calif.)

#	BYU	S	Attack				Pct	Ast	Serve			Block			Pts
			K	E	TA	SA			SE	RE	DE	BS	BA	BE	
2	GNETTING, Heather	3	9	1	10	-.800	0	0	2	0	1	0	6	0	12.0
6	HADDOCK-EPPICH, Lynd	3	0	1	4	-.250	39	0	1	0	7	0	3	0	1.5
9	MARTINDALE, Sydnie	3	0	0	0	.000	0	0	3	1	3	0	0	0	0.0
12	JONES-PERRY, Roni	3	16	2	24	-.583	0	2	0	1	10	0	2	1	19.0
14	MILLER, McKenna	3	6	6	24	.000	0	0	0	0	0	0	0	0	6.0
24	ESCHENBERG, Kennedy	3	7	0	15	-.467	1	0	0	0	1	0	3	0	8.5
8	ROBINSON, Madelyn	3	5	2	10	-.300	0	0	0	0	0	4	0	0	7.0
13	STETLER, Danelle	3	0	0	0	.000	0	0	0	0	2	0	0	0	1.0
16	MOEAT, Kiani	3	0	0	0	.000	1	2	1	0	2	0	0	0	2.0
18	LAKE, Mary	3	0	0	0	.000	1	1	0	1	14	0	0	0	1.0
Totals		3	43	12	87	-.356	42	5	7	3	40	0	18	1	57.0

Team Attack By Set

Set	K	E	TA	Pct	Sidout	Pct
1	17	5	37	-.324	12-15	80%
2	14	3	28	-.393	15-19	78%
3	12	4	22	-.364	16-21	76%

SET SCORES 1 2 3 Team Records:
 BYU (3) 25 25 25 13-0, 3-0 WCC
 Pepperdine (0) 15 18 21 8-5, 2-1 WCC

TOTAL TEAM BLOCKS: 9.0

Pepperdine

#	Pepperdine	S	Attack				Pct	Ast	Serve			Block			Pts	
			K	E	TA	SA			SE	RE	DE	BS	BA	BE		BH
1	FROTHING, Hannah	3	9	2	19	-.368	1	2	3	1	3	0	1	0	11.5	
2	SATO, Blossom	3	1	1	4	.000	24	0	1	0	1	0	0	0	1.0	
7	O'HARRA, Aili	3	4	1	12	-.250	0	0	0	0	0	1	0	0	5.0	
10	SCULLY, Shannon	3	9	3	24	-.250	0	0	1	0	4	0	1	0	9.5	
12	WYLLIE, Sarah	3	2	3	11	-.091	0	0	3	0	3	0	1	0	2.5	
18	AHRENS, Rachel	3	6	5	21	-.048	1	2	0	1	0	0	0	0	1.0	
4	DYER, Heidi	1	0	0	3	.000	0	0	0	0	2	0	1	0	0.5	
5	FARR, Jaiden	1	0	0	0	.000	1	0	0	0	0	0	0	0	0.0	
6	SHIELDS, Madison	3	0	0	0	.000	0	0	0	1	3	0	0	0	0.0	
11	LISHMAN, Hana	3	0	0	0	.000	3	0	0	3	9	0	0	0	0.0	
13	DIBONA, Julie	1	0	0	0	.000	0	0	0	0	0	0	0	0	0.0	
17	DYER, Lily	1	0	0	0	.000	1	0	0	0	0	0	0	0	0.0	
Totals		3	31	15	94	-.170	30	3	10	5	27	0	6	0	2	37.0

Team Attack By Set

Set	K	E	TA	Pct	Sidout	Pct
1	6	4	32	-.062	12-25	47%
2	12	5	30	-.233	14-24	58%
3	13	6	32	-.219	16-25	63%

SET SCORES 1 2 3 Total
 42-74 56%

Site: Malibu, Calif. (Firestone Fieldhouse)
 Date: Sep 25, 2018 Attend: 1211 Time: 1:17
 Referees: Kaili Kimura, Robert Okimura

Tie scores 1 2 3 Total
 1 9 11 21
Lead change 1 2 3 6

Volleyball Box Score
The Automated ScoreBook
Gonzaga vs #1 BYU (Sep 27, 2018 at Provo, Utah)

#	Gonzaga	S	Attack				Pct	Ast	Serve			Block			Pts
			K	E	TA	SA			SE	RE	DE	BS	BA	BE	
1	PENNER, Sarah	3	10	2	26	-.308	1	0	0	1	7	0	1	0	10.5
4	SMITH, Faith	3	1	2	4	-.250	18	0	0	0	0	0	0	0	1.0
6	CROFT, Kennedy	2	2	3	10	-.180	0	0	0	1	1	0	0	0	2.0
7	RAMSEY, Perry	2	2	2	7	-.250	0	0	1	1	3	0	1	0	2.5
16	MACK, Payton	3	3	1	6	-.333	1	0	0	0	0	1	0	0	3.5
18	LOEWEN, Kaylie	3	2	3	8	-.125	0	0	0	0	0	2	1	1	3.0
2	KUEHN, Jenna	3	5	0	13	-.385	1	0	1	0	4	0	0	0	5.0
3	THORILDSEN, Marit	2	0	0	0	.000	0	0	0	1	2	0	0	0	0.0
11	GRAY, Chapin	2	0	2	6	-.333	1	0	1	0	0	1	0	0	0.5
13	HALLUMS, Tiyana	3	0	0	0	.000	1	0	0	3	9	0	0	0	0.0
Totals		3	25	20	93	-.054	23	0	2	8	35	0	6	1	28.0

Team Attack By Set

Set	K	E	TA	Pct	Sidout	Pct
1	9	11	29	-.069	9-24	37%
2	5	6	29	-.034	9-25	36%
3	11	3	35	-.229	11-24	45%

SET SCORES 1 2 3 Team Records:
 Gonzaga (0) 12 10 15 4-10, 1-2 WCC
 BYU (3) 25 25 25 14-0, 4-0 WCC

TOTAL TEAM BLOCKS: 3.0

BYU

#	BYU	S	Attack				Pct	Ast	Serve			Block			Pts
			K	E	TA	SA			SE	RE	DE	BS	BA	BE	
2	GNETTING, Heather	3	7	1	9	-.556	0	1	0	0	1	0	3	0	8.5
6	HADDOCK-EPPICH, Lynd	3	7	0	8	.87									

Volleyball Box Score
The Automated ScoreBook
#1 BYU vs San Diego (Oct 05, 2018 at San Diego, CA)

#	BYU	S	Attack				Pct	Ast	Serve			Block			Pts
			K	E	TA	SA			SE	RE	Dig	BS	BA	BE	
6	HADDOCK-EPPICH, Lynd	4	1	1	5	.000	46	0	4	0	10	0	4	0	3.0
9	MARTINDALE, Sydney	4	0	0	0	.000	0	1	2	1	8	0	0	0	1.0
12	JONES-PERRY, Roni	4	23	3	43	.465	0	0	2	0	6	0	3	0	24.5
13	STETLER, Danelle	4	1	0	3	.333	0	0	0	0	5	0	0	0	1.0
16	MOEAT, Kiani	4	0	0	0	.000	0	1	2	0	1	0	0	0	1.0
24	ESCHENBERG, Kennedy	4	9	2	21	.333	0	0	0	0	2	1	6	0	13.0
2	GNETTING, Heather	4	3	3	7	.000	0	0	0	0	0	6	0	0	6.0
3	ROBINSON, Madelyn	4	6	1	14	.357	0	0	1	0	1	0	3	0	7.5
14	MILLER, McKenna	4	15	5	29	.345	0	1	2	0	2	0	2	0	17.0
18	LAKE, Mary	4	0	0	1	.000	7	1	1	1	11	0	0	0	1.0
20	LYMAN, Riley	1	0	0	0	.000	0	0	0	0	0	0	0	0	0.0
Totals		4	58	15	123	.350	53	4	14	2	46	1	24	0	75.0

Team Attack By Set

Set	K	E	TA	Pct	Sideout	Pct
1	17	6	34	.324	13-21	61%
2	17	3	44	.318	15-26	57%
3	12	2	21	.476	12-16	75%
4	12	4	24	.333	8-11	72%
49-74				64%		

SET SCORES
 BYU (3)
 San Diego (1)

TOTAL TEAM BLOCKS: 13-0

Team Records:
 25-24-25 16-0-5-0
 21-26-16 10 7-9,4-2

#	San Diego	S	Attack				Pct	Ast	Serve			Block			Pts	
			K	E	TA	SA			SE	RE	Dig	BS	BA	BE		BH
1	NEWSOME, Anna	4	0	0	1	.000	23	1	2	0	7	0	3	0	1.0	
4	PICHA, Addie	4	8	1	15	.467	1	0	0	0	1	0	3	0	10.5	
6	WILBIN, Rosie	4	10	8	35	.057	0	1	0	0	9	0	1	0	11.5	
9	JACOBSEN, Megan	4	10	3	22	.318	0	0	0	0	1	0	0	0	10.0	
12	FULLER, Lauren	2	1	4	12	-.250	0	0	1	0	1	0	0	0	1.0	
18	LUKES, Katie	4	3	4	15	-.067	0	0	0	0	0	1	0	0	4.0	
2	BARRY, Kelli	1	0	0	0	.000	0	0	2	2	0	0	0	0	0.0	
3	DOUGLASS, Payton	3	0	0	0	.000	1	0	0	1	9	0	0	0	0.0	
6	BENBOW, Annie	4	0	0	0	.000	0	0	1	1	5	0	0	0	0.0	
6	MADILL, Laura	4	0	1	1	-.000	13	0	0	0	4	0	0	0	0.0	
7	PATRICK, Hannah	4	4	6	13	-.154	0	0	0	0	0	2	0	0	5.0	
10	MAY, Cami	3	4	7	17	-.176	0	0	0	0	0	0	0	0	4.0	
16	PRIEST, Megan	2	0	0	0	.000	0	0	0	0	1	0	0	0	0.0	
Totals		4	40	34	131	.046	38	2	3	4	40	2	6	1	0	47.0

Team Attack By Set

Set	K	E	TA	Pct	Sideout	Pct
1	8	7	31	.032	13-25	51%
2	16	6	42	.238	15-24	62%
3	12	11	30	.033	12-25	47%
4	4	10	28	-.214	7-24	29%
47-98				47%		

SET SCORES
 BYU (3)
 San Diego (1)

TOTAL TEAM BLOCKS: 5-0

Site: San Diego, CA (Jenny Craig Pavilion)
 Date: Oct 05, 2018 Attend: 1382 Time: 2:10
 Referees: Brian Brink, Donna Hess
 Line judges: John Shirik, John Park

Tie scores
 10 2 3 1 16
 Lead change 5 1 1 1 8

Volleyball Box Score
The Automated ScoreBook
#1 BYU vs San Francisco (Oct 11, 2018 at San Francisco)

#	BYU	S	Attack				Pct	Ast	Serve			Block			Pts
			K	E	TA	SA			SE	RE	Dig	BS	BA	BE	
2	GNETTING, Heather	3	3	0	6	.500	0	2	0	0	0	0	0	0	7.0
3	ROBINSON, Madelyn	2	2	2	9	.000	0	0	0	0	1	0	0	0	2.0
6	HADDOCK-EPPICH, Lynd	3	2	0	4	.500	27	0	0	0	11	0	2	0	3.0
12	JONES-PERRY, Roni	3	9	5	23	.174	1	1	2	0	7	0	3	0	11.5
18	STETLER, Danelle	3	0	0	2	.000	0	0	2	2	0	0	0	0	0.0
24	ESCHENBERG, Kennedy	3	4	3	12	.083	0	0	0	0	0	0	4	1	6.0
9	MARTINDALE, Sydney	3	0	0	0	.000	0	2	0	0	2	0	0	0	2.0
11	HADDOCK, Lacy	1	1	1	6	.000	0	0	0	0	1	0	1	0	1.5
14	MILLER, McKenna	3	11	2	32	.281	0	4	1	0	3	0	2	0	16.0
16	MOEAT, Kiani	1	0	0	0	.000	0	0	0	0	0	0	0	0	0.0
18	LAKE, Mary	3	0	0	0	.000	1	0	0	0	19	0	0	0	0.0
20	LYMAN, Riley	1	0	0	0	.000	0	0	0	0	1	0	0	0	0.0
Totals		3	32	13	94	.202	29	9	3	3	47	0	16	1	49.0

Team Attack By Set

Set	K	E	TA	Pct	Sideout	Pct
1	11	3	29	.276	10-14	71%
2	10	4	30	.200	13-20	64%
3	11	6	35	.143	13-22	59%
36-66				64%		

SET SCORES
 BYU (3)
 San Francisco (0)

TOTAL TEAM BLOCKS: 8-0

Team Records:
 25-25-25 17-0-7-0 WCC
 13-20-21 8-10, 1-6 WCC

#	San Francisco	S	Attack				Pct	Ast	Serve			Block			Pts
			K	E	TA	SA			SE	RE	Dig	BS	BA	BE	
6	ANTHONY, Erin	3	0	0	3	.000	18	1	4	0	5	0	0	0	1.0
6	WAGSTAFF, Katie	3	3	2	8	.125	0	0	0	0	0	0	3	0	4.5
9	ZINGER, Emily	3	10	5	30	.167	0	0	0	0	1	0	1	0	10.5
11	SYDENHAM, Sophie	3	6	2	21	.190	0	2	0	2	2	0	3	0	7.5
16	ROGERS, Victoria	3	8	6	25	.080	0	0	0	0	1	0	0	0	8.0
17	MARSHALL, McKenna	3	5	5	20	.000	0	2	3	4	0	0	1	0	7.0
2	WADA, Ally	3	0	0	1	.000	11	0	0	0	5	0	0	0	0.0
8	DALLA VECCIA, Anna	3	0	0	1	.000	3	0	2	4	21	0	0	0	0.0
12	OSKAM, Marijolin	3	3	3	9	.000	0	0	0	0	2	0	1	0	3.5
18	ARAUJO, Camille	3	0	0	0	.000	2	0	0	2	4	0	0	0	0.0
19	BONDAR, LENA	1	0	0	0	.000	0	0	0	0	0	0	0	0	0.0
Totals		3	35	23	118	.102	34	3	10	9	45	0	8	1	42.0

Team Attack By Set

Set	K	E	TA	Pct	Sideout	Pct
1	9	10	38	-.026	9-24	37%
2	13	5	34	.235	13-25	51%
3	13	8	46	.109	12-24	50%
34-73				46%		

SET SCORES
 BYU (3)
 San Francisco (0)

TOTAL TEAM BLOCKS: 4-0

Site: San Francisco (War Memorial Gym)
 Date: Oct 11, 2018 Attend: 313 Time: 1:28
 Referees: Michael Yoshikawa, Kathryn Rogers
 Line judges: Michael Pealer, Christopher Lee

Tie scores
 7 7 10 24
 Lead change 3 5 3 11

Volleyball Box Score
The Automated ScoreBook
BYU vs Santa Clara (Oct 13, 2018 at Santa Clara, Calif.)

#	BYU	S	Attack				Pct	Ast	Serve			Block			Pts
			K	E	TA	SA			SE	RE	Dig	BS	BA	BE	
2	GNETTING, Heather	3	8	1	11	.636	0	1	2	0	3	0	3	0	10.5
6	HADDOCK-EPPICH, Lynd	3	4	1	6	.500	31	0	1	0	7	0	3	0	5.5
9	MARTINDALE, Sydney	3	1	0	1	.000	0	0	0	0	5	0	0	0	1.0
12	JONES-PERRY, Roni	3	9	5	32	.125	1	4	1	0	8	0	1	0	13.5
18	STETLER, Danelle	3	0	0	1	.000	0	0	0	0	2	0	0	0	0.0
24	ESCHENBERG, Kennedy	3	10	2	17	.471	0	0	0	0	2	1	5	0	13.5
3	ROBINSON, Madelyn	2	2	1	10	.100	0	0	0	0	0	2	0	0	3.0
11	HADDOCK, Lacy	2	1	1	5	.000	0	0	0	0	3	0	1	0	1.5
14	MILLER, McKenna	3	4	1	14	.214	0	1	1	0	1	0	1	0	5.5
15	MOEAT, Kiani	3	0	0	0	.000	0	0	0	0	2	0	0	0	0.0
16	STAPLETON, Allison	1	0	1	1	-.000	0	0	0	0	0	0	0	0	0.0
18	LAKE, Mary	3	0	0	0	.000	1	0	0	0	6	0	0	0	0.0
20	LYMAN, Riley	2	0	0	0	.000	0	0	0	1	0	0	0	0	0.0
Totals		3	39	13	98	.263	33	6	5	1	39	1	16	1	54.0

Team Attack By Set

Set	K	E	TA	Pct	Sideout	Pct
1	15	3	34	.353	15-20	75%
2	13	5	40	.200	13-22	59%
3	11	5	24	.250	10-14	71%
39-66				67%</		

Volleyball Box Score
The Automated ScoreBook
Pepperdine vs #1 BYU (Oct 20, 2018 at Provo, Utah)

#	Pepperdine	S	Attack				Pct	Ast	Serve			Block				Pts
			K	E	T	A			SA	SE	RE	Dig	BS	BA	BE	
1	FROHLING, Hannah	3	9	3	22	.273	0	1	1	0	3	0	0	0	10.0	
2	SATO, Blossom	3	0	0	3	.000	20	0	0	0	5	0	3	0	1.5	
6	FARR, Jaideen	3	0	0	0	.000	0	0	0	1	4	0	0	0	6.0	
7	O'HARRA, Alli	3	4	2	16	.125	0	0	0	0	1	1	2	0	6.0	
10	SCULLY, Shannon	3	5	13	41	-.195	0	0	0	0	12	0	0	0	5.0	
12	WYLIE, Tarah	3	4	1	11	.273	1	0	3	0	0	0	1	0	4.5	
4	DYER, Heidi	3	4	3	21	.048	1	0	0	0	0	0	0	0	4.0	
6	SHIELDS, Madison	3	0	0	0	.000	0	0	0	3	1	0	0	0	0.0	
6	AKASON, Taylor	2	0	0	1	.000	0	0	0	0	0	0	0	0	0.0	
11	LISHMAN, Hana	3	0	0	0	.000	2	1	0	0	13	0	0	0	1.0	
17	DYER, Lily	2	0	0	0	.000	1	0	0	0	1	0	0	0	0.0	
Totals		3	26	22	115	-.035	25	2	4	4	40	1	6	0	32.0	

Team Attack By Set				TOTAL TEAM BLOCKS: 4.0			
Set	K	E	T	Pct	Sidout	Pct	
1	15	5	51	.196	16-26	61%	
2	7	7	32	.000	10-24	41%	
3	4	10	32	-.188	7-25	28%	
				39-75 49%			

#	BYU	S	Attack				Pct	Ast	Serve			Block				Pts
			K	E	T	A			SA	SE	RE	Dig	BS	BA	BE	
2	GNEITING, Heather	3	5	2	9	.333	1	0	2	0	2	0	7	0	8.5	
3	ROBINSON, Madelyn	3	6	2	13	.308	0	0	0	0	0	0	0	0	6.0	
6	HADDOCK-EPPICH, Lynd	3	3	0	4	.750	35	0	1	0	11	0	7	0	6.5	
12	JONES-PERRY, Roni	3	12	2	22	.455	0	2	3	0	14	0	0	0	14.0	
18	STETLER, Danelle	3	1	0	1	.000	3	0	0	1	3	0	0	0	1.0	
24	ESCHENBERG, Kennedy	3	6	0	12	.500	0	0	0	0	0	0	1	0	6.5	
1	BALLARD, Taylen	1	0	0	0	.000	0	0	0	0	0	0	0	0	0.0	
9	MARTINDALE, Sydney	3	0	0	0	.000	1	1	0	0	6	0	0	0	1.0	
11	HADDOCK, Lacy	1	1	1	3	.000	0	0	0	0	0	0	0	0	1.0	
14	MILLER, McKenna	3	10	2	31	.258	0	1	1	0	3	0	1	0	11.5	
16	STAPLETON, Allison	1	1	0	2	.500	0	0	0	0	0	0	0	0	1.0	
18	LAKE, Mary	3	0	0	0	.000	3	0	0	1	16	0	0	0	0.0	
Totals		3	45	9	97	.371	43	4	7	2	55	0	16	0	57.0	

Team Attack By Set				TOTAL TEAM BLOCKS: 8.0			
Set	K	E	T	Pct	Sidout	Pct	
1	18	6	45	.267	16-24	66%	
2	14	1	24	.542	11-14	78%	
3	13	2	28	.393	7-8	87%	
				34-46 79%			

Site: Provo, Utah (Smith Fieldhouse)
 Date: Oct 20, 2018 Attend: 3443 Time: 1h 22m
 Referees: Mike Farrish, Lena Gustafson
 Line judges: Wayne Wood, NM, RM, SB

	1	2	3	Total
Tie scores	13	0	1	14
Lead change	4	0	0	4

Volleyball Box Score
The Automated ScoreBook
#1 BYU vs Portland (Oct 25, 2018 at Portland, Ore.)

#	BYU	S	Attack				Pct	Ast	Serve			Block				Pts
			K	E	T	A			SA	SE	RE	Dig	BS	BA	BE	
2	GNEITING, Heather	3	13	2	21	.524	1	0	0	0	1	0	0	0	18.0	
6	HADDOCK-EPPICH, Lynd	3	4	0	6	.667	34	1	0	0	7	0	5	0	7.5	
9	MARTINDALE, Sydney	3	0	0	0	.000	2	0	0	2	0	2	0	0	0.0	
12	JONES-PERRY, Roni	3	13	5	36	.222	2	0	0	0	2	0	3	0	14.5	
18	STETLER, Danelle	3	0	0	0	.000	1	0	0	0	3	0	0	0	0.0	
24	ESCHENBERG, Kennedy	3	3	1	6	.333	0	0	0	0	0	0	4	1	5.0	
1	BALLARD, Taylen	2	0	1	1	-.000	0	0	0	0	0	0	1	0	0.5	
3	ROBINSON, Madelyn	2	2	3	7	-.143	1	0	0	0	0	0	0	0	2.0	
11	HADDOCK, Lacy	1	0	0	0	.000	0	0	0	0	0	0	0	0	0.0	
14	MILLER, McKenna	3	11	0	20	.550	0	1	1	1	3	0	3	0	13.5	
18	LAKE, Mary	3	0	0	0	.000	3	1	2	1	11	0	0	0	1.0	
20	LYMAN, Riley	1	0	0	0	.000	0	0	0	0	1	0	0	0	0.0	
Totals		3	46	12	97	.351	44	3	5	4	36	1	24	1	62.0	

Team Attack By Set				TOTAL TEAM BLOCKS: 13.0			
Set	K	E	T	Pct	Sidout	Pct	
1	15	4	32	.344	15-22	68%	
2	15	4	28	.393	12-16	75%	
3	16	4	37	.324	12-21	57%	
				39-69 66%			

Site: Portland, Ore. (Chiles Center)
 Date: Oct 25, 2018 Attend: 2259 Time: 1:26
 Referees: Paula Martin, Jason Olson
 Line judges: Thomas Hurst, Michal Ann Watts

	1	2	3	Total
Tie scores	2	4	7	13
Lead change	1	3	4	8

#	Portland	S	Attack				Pct	Ast	Serve			Block				Pts
			K	E	T	A			SA	SE	RE	Dig	BS	BA	BE	
6	PUKIS, Meghan	3	8	7	35	.029	0	0	0	0	1	0	0	0	8.0	
8	REICH, Liz	3	2	3	10	-.100	0	0	0	0	1	0	3	0	3.5	
11	GLUZIK, Izzy	3	9	4	17	.294	0	1	0	1	5	0	1	0	10.5	
12	BARKER, Katie	3	6	2	16	.250	0	1	3	0	0	0	1	0	7.5	
14	THOMPSON, Cali	3	4	1	7	.429	28	1	0	0	3	0	0	0	5.0	
17	HOEFT, Shayla	3	7	3	15	.267	0	0	0	0	0	0	3	1	8.5	
4	SCHWAN, McKenzie	3	0	0	0	.000	2	0	1	2	4	0	0	0	0.0	
6	NAATZ, Lauren	3	0	0	0	.000	1	1	1	0	4	0	0	0	1.0	
16	WILLIAMS, Carey	3	0	0	0	.000	2	0	1	0	12	0	0	0	0.0	
Totals		3	36	20	100	.160	33	4	6	3	30	0	8	1	44.0	

Team Attack By Set				TOTAL TEAM BLOCKS: 4.0			
Set	K	E	T	Pct	Sidout	Pct	
1	15	8	37	.189	14-24	58%	
2	9	7	30	.067	12-25	47%	
3	12	5	33	.212	11-24	45%	
				37-73 50%			

Volleyball Box Score
The Automated ScoreBook
#1 BYU vs Gonzaga (Oct 27, 2018 at Spokane, WA)

#	BYU	S	Attack				Pct	Ast	Serve			Block				Pts
			K	E	T	A			SA	SE	RE	Dig	BS	BA	BE	
2	GNEITING, Heather	3	11	1	16	.625	0	0	0	1	2	1	4	0	14.0	
6	HADDOCK-EPPICH, Lynd	3	1	0	3	.333	39	1	0	0	11	1	2	1	4.0	
9	MARTINDALE, Sydney	3	0	0	0	.000	1	0	1	1	7	0	0	0	0.0	
12	JONES-PERRY, Roni	3	18	3	31	.484	1	1	0	1	8	0	0	0	19.0	
18	STETLER, Danelle	3	0	1	1	-.000	0	0	0	3	4	0	0	0	0.0	
24	ESCHENBERG, Kennedy	3	8	3	16	.312	1	0	0	0	1	2	0	0	10.0	
3	ROBINSON, Madi	1	0	1	2	-.500	0	0	0	0	0	0	0	0	0.0	
11	HADDOCK, Lacy	2	3	1	5	.400	0	0	0	0	1	1	0	0	3.5	
14	MILLER, McKenna	3	8	4	26	.154	0	0	0	0	2	0	3	0	9.5	
18	LAKE, Mary	3	0	0	0	.000	5	2	1	9	0	0	0	0	0.0	
Totals		3	49	14	100	.350	47	2	4	6	41	3	12	1	60.0	

Team Attack By Set				TOTAL TEAM BLOCKS: 9.0			
Set	K	E	T	Pct	Sidout	Pct	
1	17	4	31	.419	12-20	60%	
2	14	3	28	.393	16-20	80%	
3	18	7	41	.268	15-24	62%	
				49-64 67%			

Site: Spokane, WA (Martin Centre)
 Date: Oct 27, 2018 Attend: 1362 Time: 1:24
 Referees: KALII KAMURA, DONNA HESS
 Line judges: JULI JONES, PATTY KELLS

	1	2	3	Total
Tie scores	6	9	11	26
Lead change	4	3	5	12

#	Gonzaga	S	Attack				Pct	Ast	Serve			Block				Pts
			K	E	T	A			SA	SE	RE	Dig	BS	BA	BE	
1	PENNER, Sarah	3	13	4	27	.333	0	0	0	1	2	1	2	0	15.0	
4	SMITH, Faith	3	0	2	2	-.000	18	0	1	0	1	0	0	0	0.0	
5	CROFT, Kennedy	3	9	5	31	.129	0	1	1	9	0					

The Automated ScoreBook BYU Combined Team Statistics (as of Nov 05, 2018) All matches

Overall record: 23-0 Conf: 13-0 Home: 11-0 Away: 10-0 Neutral: 2-0

#	Player	sp	Attack				Set		Serve			Dig		Blocking					points			
			k	k/s	e	ta	pct	a	a/s	sa	se	sa/s	re	dig	dig/s	bs	ba	total		blk/s	be	bhe
6	HADDOCK-EPPICH, Ly	75	59	0.79	9	108	.463	828	11.04	8	10	0.11	1	191	2.55	2	69	71	0.95	3	6	103.5
2	GNEITING, Heather	75	148	1.97	35	272	.415	6	0.08	15	22	0.20	0	23	0.31	6	99	105	1.40	8	0	218.5
24	ESCHENBERG, Kenne	75	147	1.96	34	307	.368	5	0.07	0	0	0.00	0	8	0.11	11	93	104	1.39	6	0	204.5
16	STAPLETON, Allison	10	7	0.70	2	14	.357	0	0.00	0	0	0.00	0	0	0.00	0	4	4	0.40	0	0	9.0
12	JONES-PERRY, Roni	73	331	4.53	87	692	.353	12	0.16	32	34	0.44	12	143	1.96	1	46	47	0.64	4	0	387.0
18	LAKE, Mary	75	3	0.04	1	6	.333	79	1.05	9	14	0.12	12	292	3.89	0	0	0	0.00	0	2	12.0
14	MILLER, McKenna	75	244	3.25	64	587	.307	2	0.03	21	23	0.28	5	51	0.68	0	36	36	0.48	2	0	283.0
3	ROBINSON, Madelyn	55	89	1.62	34	211	.261	4	0.07	0	3	0.00	0	16	0.29	1	28	29	0.53	3	0	104.0
13	STETLER, Danelle	71	11	0.15	3	38	.211	20	0.28	0	0	0.00	15	76	1.07	0	3	3	0.04	0	1	12.5
11	HADDOCK, Lacy	28	21	0.75	14	92	.076	1	0.04	1	1	0.04	0	23	0.82	0	6	6	0.21	0	0	25.0
8	TAUSINGA, Tayler	6	0	0.00	0	0	.000	8	1.33	0	2	0.00	0	1	0.17	0	0	0	0.00	0	1	0.0
9	MARTINDALE, Sydnie	75	0	0.00	0	2	.000	22	0.29	14	16	0.19	16	103	1.37	0	0	0	0.00	0	0	14.0
5	LEWIS-BUSHMAN, Em	5	0	0.00	0	5	.000	0	0.00	1	0	0.20	0	1	0.20	0	1	1	0.20	0	0	1.5
20	LYMAN, Riley	19	0	0.00	0	1	.000	2	0.11	0	0	0.00	2	9	0.47	0	0	0	0.00	0	1	0.0
1	BALLARD, Taylen	13	6	0.46	8	23	-.087	0	0.00	0	0	0.00	1	1	0.08	0	7	7	0.54	1	0	9.5
15	MOEA'I, Kiani	45	0	0.00	1	1	-1.000	9	0.20	9	8	0.20	0	18	0.40	0	0	0	0.00	0	0	9.0
BYU		75	1066	14.21	292	2359	.328	998	13.31	110	133	1.47	67	956	12.75	21	392	217.0	2.89	27	11	1393.0
Opponents		75	832	11.09	482	2508	.140	800	10.67	67	150	0.89	110	838	11.17	18	224	130.0	1.73	32	16	1029.0

Team Statistics	BYU	OPP
ATTACK		
Kills	1066	832
Errors	292	482
Total Attacks	2359	2508
Attack Pct	.328	.140
Kills/Set	14.2	11.1
SET		
Assists	998	800
Attempts	2303	2522
Assist Pct	.433	.317
Assists/Set	13.3	10.7
SERVE		
Aces	110	67
Errors	133	150
Attempts	1811	1383
Serve Pct	.927	.892
Aces/Set	1.5	0.9
SERVE RECEPTIONS		
Errors	67	110
Errors/Set	0.9	1.5
Attempts	1230	1671
Reception Pct	.946	.934
DEFENSE		
Digs	956	838
Digs/Set	12.7	11.2
BLOCKING		
Block Solo	21	18
Block Assist	392	224
Total Blocks	217.0	130.0
Blocks/Set	2.9	1.7
Block Errors	27	32
Ball handling errors	11	16
ATTENDANCE		
Total	32032	13534
Dates/Avg Per Date	11/2912	10/1353
Neutral site #/Avg	2/88	
Current win streak	23	-
Home win streak	11	-

Date	Opponent	Score	Score by set	Att.
Aug 22	at Duke	w 3-0	25-22,25-19,25-16	2159
Aug 25	at Duke	w 3-1	16-25,25-19,25-22,25-17	1773
Aug 30	WEST VIRGINIA	w 3-0	25-18,25-11,25-14	1201
Aug 31	#1 STANFORD	w 3-2	25-22,25-20,21-25,20-25,15-11	3389
Sep 01	WICHITA STATE	w 3-0	25-16,25-12,25-20	2231
Sep 07	vs #10 USC	w 3-0	30-28,25-21,25-14	175
Sep 07	vs Syracuse	w 3-0	25-23,25-20,25-20	0
Sep 08	at #25 Marquette	w 3-1	23-25,25-22,25-20,25-14	1491
Sep 13	#24 UTAH	w 3-0	25-20,25-14,25-17	5472
Sep 15	at Weber State	w 3-0	25-18,25-18,25-16	1137
*Sep 20	PACIFIC	w 3-0	25-12,25-20,25-14	2210
*Sep 22	SAINT MARY'S	w 3-0	25-10,25-14,25-13	2270
*Sep 25	at Pepperdine	w 3-0	25-15,25-18,25-21	1211
*Sep 27	GONZAGA	w 3-0	25-12,25-10,25-15	1741
*Sep 29	PORTLAND	w 3-0	25-14,25-15,25-18	2109
*Oct 05	at San Diego	w 3-1	25-21,24-26,25-16,25-10	1382
*Oct 11	at San Francisco	w 3-0	25-13,25-20,25-21	313
*Oct 13	at Santa Clara	w 3-0	25-19,25-22,25-13	447
*Oct 18	LOYOLA MARYMOUNT	w 3-0	25-23,25-15,25-20	2884
*Oct 20	PEPPERDINE	w 3-0	26-24,25-13,25-8	3443
*Oct 25	at Portland	w 3-0	25-21,25-16,25-20	2259
*Oct 27	at Gonzaga	w 3-0	25-19,25-20,25-23	1362
*Nov 02	SAN DIEGO	w 3-1	25-19,25-15,22-25,25-20	5082

Record in 3-set matches:18-0 • Record in 4-set matches:4-0 • Record in 5-set matches:1-0

The Automated ScoreBook
BYU Combined Team Statistics (as of Nov 05, 2018)
Conference matches

Overall record: 13-0 Conf: 13-0 Home: 7-0 Away: 6-0 Neutral: 0-0

#	Player	sp	Attack					Set		Serve			Dig			Blocking					points	
			k	k/s	e	ta	pct	a	a/s	sa	se	sa/s	re	dig	dig/s	bs	ba	total	blk/s	be		bhe
18	LAKE, Mary	41	1	0.02	0	2	.500	42	1.02	7	6	0.17	7	132	3.22	0	0	0	0.00	0	1	8.0
6	HADDOCK-EPPICH, Ly	41	34	0.83	5	59	.492	438	10.68	6	7	0.15	1	114	2.78	2	40	42	1.02	2	0	62.0
2	GNEITING, Heather	41	86	2.10	17	146	.473	4	0.10	7	12	0.17	0	14	0.34	4	65	69	1.68	1	0	129.5
12	JONES-PERRY, Roni	41	180	4.39	42	358	.385	7	0.17	20	20	0.49	3	87	2.12	0	26	26	0.63	1	0	213.0
24	ESCHENBERG, Kenne	41	78	1.90	19	164	.360	2	0.05	0	0	0.00	0	6	0.15	6	53	59	1.44	5	0	110.5
16	STAPLETON, Allison	8	6	0.75	2	12	.333	0	0.00	0	0	0.00	0	0	0.00	0	3	3	0.38	0	0	7.5
14	MILLER, McKenna	41	121	2.95	27	306	.307	1	0.02	9	12	0.22	2	29	0.71	0	27	27	0.66	1	0	143.5
3	ROBINSON, Madelyn	30	47	1.57	19	118	.237	2	0.07	0	3	0.00	0	5	0.17	0	16	16	0.53	1	0	55.0
11	HADDOCK, Lacy	14	12	0.86	7	43	.116	1	0.07	1	0	0.07	0	10	0.71	0	3	3	0.21	0	0	14.5
13	STETLER, Danelle	41	2	0.05	1	14	.071	12	0.29	0	0	0.00	7	41	1.00	0	1	1	0.02	0	1	2.5
15	MOEA'I, Kiani	25	0	0.00	0	0	.000	3	0.12	5	6	0.20	0	10	0.40	0	0	0	0.00	0	0	5.0
8	TAUSINGA, Tayler	3	0	0.00	0	0	.000	4	1.33	0	1	0.00	0	1	0.33	0	0	0	0.00	0	0	0.0
20	LYMAN, Riley	10	0	0.00	0	1	.000	1	0.10	0	0	0.00	1	4	0.40	0	0	0	0.00	0	1	0.0
9	MARTINDALE, Sydnie	41	0	0.00	0	0	.000	8	0.20	7	9	0.17	9	61	1.49	0	0	0	0.00	0	0	7.0
5	LEWIS-BUSHMAN, Em	3	0	0.00	0	3	.000	0	0.00	1	0	0.33	0	1	0.33	0	1	1	0.33	0	0	1.5
1	BALLARD, Taylen	11	5	0.45	6	19	-.053	0	0.00	0	0	0.00	1	0	0.00	0	7	7	0.64	1	0	8.5
	BYU	41	572	13.95	145	1245	.343	525	12.80	63	76	1.54	32	515	12.56	12	242	133.0	3.24	12	3	768.0
	Opponents	41	444	10.83	284	1386	.115	423	10.32	32	79	0.78	63	456	11.12	10	87	53.5	1.30	15	13	529.5

Team Statistics	BYU	OPP	Date	Opponent	Score	Score by set	Att.
ATTACK			*Sep 20	PACIFIC	w 3-0	25-12,25-20,25-14	2210
Kills	572	444	*Sep 22	SAINT MARY'S	w 3-0	25-10,25-14,25-13	2270
Errors	145	284	*Sep 25	at Pepperdine	w 3-0	25-15,25-18,25-21	1211
Total Attacks	1245	1386	*Sep 27	GONZAGA	w 3-0	25-12,25-10,25-15	1741
Attack Pct	.343	.115	*Sep 29	PORTLAND	w 3-0	25-14,25-15,25-18	2109
Kills/Set	14.0	10.8	*Oct 05	at San Diego	w 3-1	25-21,24-26,25-16,25-10	1382
SET			*Oct 11	at San Francisco	w 3-0	25-13,25-20,25-21	313
Assists	525	423	*Oct 13	at Santa Clara	w 3-0	25-19,25-22,25-13	447
Attempts	1218	1421	*Oct 18	LOYOLA MARYMOUNT	w 3-0	25-23,25-15,25-20	2884
Assist Pct	.431	.298	*Oct 20	PEPPERDINE	w 3-0	26-24,25-13,25-8	3443
Assists/Set	12.8	10.3	*Oct 25	at Portland	w 3-0	25-21,25-16,25-20	2259
SERVE			*Oct 27	at Gonzaga	w 3-0	25-19,25-20,25-23	1362
Aces	63	32	*Nov 02	SAN DIEGO	w 3-1	25-19,25-15,22-25,25-20	5082
Errors	76	79					
Attempts	1001	724					
Serve Pct	.924	.891					
Aces/Set	1.5	0.8					
SERVE RECEPTIONS							
Errors	32	63					
Errors/Set	0.8	1.5					
Attempts	644	925					
Reception Pct	.950	.932					
DEFENSE							
Digs	515	456					
Digs/Set	12.6	11.1					
BLOCKING							
Block Solo	12	10					
Block Assist	242	87					
Total Blocks	133.0	53.5					
Blocks/Set	3.2	1.3					
Block Errors	12	15					
Ball handling errors	3	13					
ATTENDANCE							
Total	19739	6974					
Dates/Avg Per Date	7/2820	6/1162					
Neutral site #/Avg	0/0						
Current win streak	13	-					
Home win streak	7	-					

Record in 3-set matches:11-0 • Record in 4-set matches:2-0 • Record in 5-set matches:0-0



Taylen Ballard • #1
Sophomore • OH



Heather Gneiting • #2
Freshman • MB



Lacy Haddock • #11
Senior • OH



Lyndie Haddock-Eppich • #6
Senior • S



Sara Hamson • #22
Sophomore • OPP



Mary Lake • #18
Junior • DS/L



Emily Lewis-Bushman • #5
Junior • MB/OPP



Riley Lyman • #20
Freshman • OH



Sydnie Martindale • #9
Senior • DS/L



Whitney McEwan • #21
Freshman • MB



McKenna Miller • #14
Junior • OH



Roni Jones-Perry • #12
Senior • OH



Kennedy Eschenberg • #24
Sophomore • MB



Madelyn Robinson • #3
Freshman • OH



Allison Stapleton • #16
Sophomore • OH/OPP



Danelle Stetler • #13
Senior • OH



Tayler Tausinga • #8
Freshman • S



Kiani Moea'i • #15
Junior • S



Heather Olmstead
Head Coach