

WOMEN'S VOLLEYBALL

2014 NCAA RUNNERS-UP • SIX-STRAIGHT SWEET SIXTEENS (2012-17) • FOUR-STRAIGHT WCC CHAMPIONSHIPS

2018 SCHEDULE

DATE	OPPONENT	TIME/RES.	VIDEO
8/18 SAT	vs. UTAH VALLEY (EX.)	W 3-0	BYUtv
8/24 FRI	@ DUKE	W 3-0	ACCNEXTRA
8/25 SAT	@ DUKE	W 3-1	ACCNEXTRA
8/30 THU	vs. WEST VIRGINIA	W 3-0	TheW.tv
8/31 FRI	vs. No. 1 STANFORD	W 3-2	BYUtv
9/1 SAT	vs. (RV) WICHITA STATE	W 3-0	TheW.tv
9/7 FRI	vs. No. 10 USC	W 3-0	Facebook
9/7 FRI	vs. SYRACUSE	W 3-0	Facebook
9/8 SAT	@ No. 25 MARQUETTE	W 3-1	Golden Eagles
9/13 THU	vs. No. 24 UTAH	W 3-0	BYUtv
9/15 SAT	@ WEBER STATE	W 3-0	Big Sky
9/20 THU	vs. PACIFIC*	7 P.M. MT	BYUtv
9/22 SAT	vs. SAINT MARY'S*	1 P.M. MT	TheW.tv
9/25 TUE	@ PEPPERDINE*	7 P.M. PT	TheW.tv
9/27 THU	vs. GONZAGA*	7 P.M. MT	TheW.tv
9/29 SAT	vs. PORTLAND*	1 P.M. MT	BYUtv
10/5 FRI	@ SAN DIEGO*	7 P.M. PT	TheW.tv
10/11 THU	@ SAN FRANCISCO*	7 P.M. PT	TheW.tv
10/13 SAT	@ SANTA CLARA*	1 P.M. PT	TheW.tv
10/18 THU	vs. LOYOLA MARYMOUNT*	7 P.M. MT	BYUtv
10/20 SAT	vs. PEPPERDINE*	1 P.M. MT	BYUtv
10/25 THU	@ PORTLAND*	7 P.M. PT	TheW.tv
10/27 SAT	@ GONZAGA*	12 P.M. PT	TheW.tv
11/2 FRI	vs. SAN DIEGO*	7 P.M. MT	BYUtv
11/8 THU	vs. SANTA CLARA*	7 P.M. MT	BYUtv
11/10 SAT	vs. SAN FRANCISCO*	1 P.M. MT	BYUtv
11/15 THU	@ SAINT MARY'S*	7 P.M. PT	TheW.tv
11/17 SAT	@ PACIFIC*	12 P.M. PT	TheW.tv
11/20 TUE	@ LOYOLA MARYMOUNT	7 P.M. PT	TheW.tv

TEAM COMPARISON

(as of 9/17)

BYU	CATEGORY	UOP/SMC
10-0, 0-0 WCC	W-L	5-6/8-2
10-0	Last 10	5-5/8-2
5-0	Last 5	2-3/5-0
34	Sets	46/42
494	Kills	629/553
14.53	Kills Per Set	13.67/13.17
11.41	Opponent Kills Per Set	11.00/12.00
.311	Hitting %	.214/.242
.169	Opponent Hitting %	.192/.211
13.91	Assists Per Set	13.15/12.43
1.38	Aces Per Set	1.35/1.81
12.97	Digs Per Set	14.57/13.98
2.47	Blocks Per Set	1.62/2.14
9	Solo Blocks	15/16
150	Block Assists	119/148

10-0 OVERALL **0-0** W WEST COAST

HEAD COACH: HEATHER OLNSTEAD (4th)
ALMA MATTER: UTAH STATE, 2002
CAREER RECORD: 97-11 (.898)
RECORD vs. UOP/SMC: 0-0/0-0

-VS-

5-6 OVERALL **0-0** W WEST COAST

HEAD COACH: GREG GIBBONS (8th)
ALMA MATTER: IOWA STATE, 1997
CAREER RECORD: 191-133 (.590)
RECORD vs. BYU: 0-10

MATCH INFO

BYUCougars.com

BYUtv/TheW.tv

SERIES INFO

BYU leads UoP 14-7
Home 6-3
Away 5-2
Neutral 3-2

BYU leads SMC 13-7
Home 7-2
Away 4-5
Neutral 2-0

8-2 OVERALL **0-0** W WEST COAST

HEAD COACH: ROB BROWNING (14th)
ALMA MATTER: BYU, 1990
CAREER RECORD: 204-170 (.545)
RECORD vs. BYU: 4-11

- ### BYU STORYLINES
- SERIES HISTORY.** BYU leads the all-time series history against Pacific 14-7. The Cougars are 6-3 when playing the Tigers at home. BYU has won the last 12-straight meetings with Pacific - including every match in conference play. BYU holds a 13-7 record against Saint Mary's. The Cougars have won the last eight-consecutive meetings.
 - ATOP THE WCC.** BYU was unanimously picked to finish first in the 2018 Preseason WCC Coaches' Poll. Five players were added to the Preseason All-WCC Team: Lyndie Haddock-Eppich, Mary Lake, McKenna Miller, Roni Jones-Perry and Kennedy Eschenberg.
 - TOP IN THE NATION.** BYU is ranked in a 78th-consecutive weekly AVCA Coaches' Poll dating back to Oct. 7, 2013. This is BYU's first No. 1 ranking since the 1986 season.
 - HOME SWEET HOME.** The Cougars hold an 86-3 home record since Nov. 2011 and are 52-1 in conference play during that stretch.
 - NATIONAL PROMINENCE.** Lyndie Haddock-Eppich ranks No. 11 nationally in assists per set (11.47), Mary Lake ranks No. 72 in digs per set (4.71) and Kennedy Eschenberg ranks No. 42 in blocks per set (1.29) and No. 54 in hitting percentage (.378). Roni Jones-Perry ranks No. 9 in points per set (5.44), No. 9 in kills per set (4.72) and No. 78 in attacks per set (10.44).
 - TEAM RANKINGS.** BYU ranks No. 1 nationally in match W-L percentage (1.000), No. 4 in hitting percentage (.311), No. 6 in assists per set (13.91), No. 8 in kills per set (14.53), No. 50 in blocks per set (2.44) and No. 59 in opponent hitting percentage (.169).

BYU ROSTER

No.	Name	Pos.	Ht.	Cl.	Exp.	Hometown (Previous School)
1	Taylen Ballard	OH	6-3	So.	1L	Clovis, Calif. (Clovis HS)
2	Heather Gneiting	MB	6-4	Fr.	HS	Pleasant Grove, Utah (Pleasant Grove HS)
3	Madelyn Robinson	OH	5-10	Fr.	HS	Highland, Utah (Lone Peak HS)
5	Emily Lewis-Bushman	MB/OPP	6-4	Jr.	2L	Highland, Utah (Lone Peak HS)
6	Lyndie Haddock-Eppich	S	5-10	Sr.	3L	Longmont, Colo. (Timpview HS)
8	Taylor Tausinga	S	5-8	Fr.	HS	American Fork, Utah (American Fork HS)
9	Sydney Martindale	DS/L	5-8	Sr.	1L	Heber, Utah (Snow College)
11	Lacy Haddock	OH	5-10	Sr.	3L	Longmont, Colo. (Timpview HS)
12	Roni Jones-Perry	OH	6-0	Sr.	3L	West Jordan, Utah (Copper Hills HS)
13	Danelle Stetler	OH	6-0	Sr.	3L	Bluffdale, Utah (Riverton HS)
14	McKenna Miller	OH	6-1	Jr.	2L	Murrieta, Calif. (Murrieta Valley HS)
15	Kiani Moea'i	S	5-10	Jr.	2L	Honolulu, Hawai'i (Punahou HS)
16	Allison Stapleton	MB	6-2	So.	RS	Kennewick, Wash. (Kamiakin HS)
18	Mary Lake	DS/L	5-7	Jr.	2L	Palm Springs, Calif. (Palm Springs HS)
20	Riley Lyman	OH	6-0	Jr.	TR	Central, Utah (Snow College)
21	Whitney McEwan	MB	6-3	Fr.	HS	Bountiful, Utah (Woods Cross HS)
22	Sara Hamson	OPP	6-7	So.	1L	Pleasant Grove, Utah (Pleasant Grove HS)
24	Kennedy Eschenberg	MB	6-5	So.	1L	Bountiful, Utah (Bountiful HS)

Head Coach: Heather Olmstead (USU, 2002) – fourth season
Associate Head Coach: Dave Hyte
Assistant Coach: Jonny Neeley
Volunteer Assistant Coach: Gil Fellingham
Technical Assistant: Chelsea Nitta Loyborg
Strength and Conditioning Coach: Turreal Moore

- Pronunciations**
- | | | | |
|-----------------------|--------------------------|--------------------|--------------|
| Roni Jones-Perry | RAW-nee | Heather Gneiting | NIGHT-ing |
| Danelle Stetler | DUH-nehl | Taylor Tausinga | tauw-SING-uh |
| Kiani Moea'i | KEE-aw-NEE moe-ay-EYE-ee | Whitney McEwan | mic-EW-an |
| Lyndie Haddock-Eppich | LIN-dee HAD-ick EPIC | Kennedy Eschenberg | ESH-en-burg |
| Dave Hyte | HEIGHT | | |

2018 QUICK FACTS

Location Provo, Utah 84602
 Elevation 4,553 feet
 Enrollment 29,672
 Founded October 15, 1875
 Owned LDS Church
 Nickname Cougars
 Mascot Cosmo the Cougar
 Colors Dark Blue and White
 Conference West Coast Conference
 Arena Smith Fieldhouse (5,000)
 Court Elaine Michaelis Court
 BYU President Kevin J Worthen (BYU, 1982)
 Director of Athletics Tom Holmoe (BYU, 1983)
 Head Coach Heather Olmstead (USU, 2002)
 Season Fourth year
 Career Record 97-11, 49-5 WCC
 Record at BYU Same
 Associate Head Coach Dave Hyte (BYU, 2004)
 Assistant Coach Jonny Neeley (BYU, 2011)
 Statistical Analyst Chelsea Nitta Loyborg
 2017 Overall Record 30-3
 2017 WCC Record 17-1
 2017 NCAA Finish Regional Semifinals
 Final 2017 National Ranking No. 9
 Starters Returning/Lost 5 + Libero/1
 Letterwinners Returning/Lost 12/4
 Other Players Returning/Lost 1/0
 Newcomers 5
 All-time Record 1,260-354-5 (.779)

VOLLEYBALL CONTACT INFORMATION



ROYCE HINTON
 Volleyball Media
 Relations Director
 Office: (801) 422-8999
 Cell: (801) 602-4155
 Email: wvolleyball_sid@byu.edu
 @roycehinton



KYLE CHILTON
 Secondary Contact Volleyball
 Media Relations Director
 Office: (801) 422-4909
 Cell: (801) 372-2080
 Email: kyle_chilton@byu.edu
 @kylechilton



DUFF TITTLE
 Associate Athletic Director
 Communications
 Office: (801) 422-4910
 Cell: (801) 372-4401
 Email: duff_tittle@byu.edu
 @duffittle

BYUCougars.com
 @BYUwvolleyball
 .byuwvolleyball
 BYUwvolleyball
 Media Relations Main Office 801-422-8948
 Media Relations Fax 801-422-0633
 Address 30 Smith Fieldhouse, Provo, UT 84602

RETURNING STARTERS (5 + LIBERO)

LACY HADDOCK	SR.	5-10	OH
LYNDIE HADDOCK-EPPICH	SR.	5-10	S
MARY LAKE	JR.	5-7	DS/L
SYDNE MARTINDALE	SR.	5-8	DS/L
RONI JONES-PERRY	SR.	6-0	OH
KENNEDY ESCHENBERG	SO.	6-5	MB

STARTERS LOST (1)

COSY BURNETT	SR.	6-2	MB/OPP
--------------	-----	-----	--------

RETURNING LETTERWINNERS (12)

TAYLEN BALLARD	SO.	6-3	OH/OPP
SARA HAMSON	JR.	6-7	OPP
LACY HADDOCK	JR.	5-10	OH
LYNDIE HADDOCK-EPPICH	JR.	5-10	S
MARY LAKE	SO.	5-7	DS/L
EMILY LEWIS-BUSHMAN	SO.	6-4	MB/OPP
MCKENNA MILLER	SO.	6-1	OH
SYDNE MARTINDALE	SR.	5-8	DS/L
RONI JONES-PERRY	JR.	6-0	OH
KENNEDY ESCHENBERG	SO.	6-5	MB
DANELLE STETLER	JR.	6-0	OH
KIANI MOEA'I	SO.	5-10	S

LETTERWINNERS LOST (4)

COSY BURNETT	SR.	6-2	MB
MADDIE GRAHAM	SR.	6-0	MB
ALOHI ROBINS-HARDY	SR.	6-0	S
TRISTYN MOSER	SO.	5-8	DS/L

RETURNING REDSHIRT (1)

ALLISON STAPLETON	FR.	6-2	MB
-------------------	-----	-----	----

NEWCOMERS (5)

HEATHER GNEITING	FR.	6-4	MB
RILEY LYMAN	JR.	6-0	OH
WHITNEY MCEWAN	FR.	6-3	MB
MADELYN ROBINSON	FR.	5-10	OH
TAYLER TAUSINGA	FR.	5-8	S

BREAKDOWN BY GEOGRAPHY

CALIFORNIA (3)

TAYLEN BALLARD
MARY LAKE
MCKENNA MILLER

COLORADO (2)

LACY HADDOCK
LYNDIE HADDOCK-EPPICH

HAWA'I (1)

KIANI MOEA'I

WASHINGTON (1)

ALLISON STAPLETON

UTAH (11)

HEATHER GNEITING
SARA HAMSON
EMILY LEWIS-BUSHMAN
RILEY LYMAN
SYDNE MARTINDALE
WHITNEY MCEWAN
RONI JONES-PERRY
KENNEDY ESCHENBERG
MADELYN ROBINSON
DANELLE STETLER
TAYLER TAUSINGA

BREAKDOWN BY CLASS

SENIOR	5
JUNIOR	5
SOPHOMORE	3
FRESHMAN	5

WEEKLY RELEASE

No. 1 Cougars host Pacific & Saint Mary's to begin WCC play

PROVO, Utah – No. 1 BYU women's volleyball begins West Coast Conference play this week, hosting Pacific and Saint Mary's.


Pacific

- BYU faces Pacific Thursday, Sept. 20, at 7 p.m. MDT, at the Smith Fieldhouse.
- The Cougars are 14-7 all-time against the Tigers and are 6-3 when playing them at home.
- BYU has won the past 12-consecutive meetings with Pacific, including every match with both teams as members of the WCC.
- The Tigers are 5-6 on the year. They lost to Cal in five sets on the road last week before sweeping Nevada at home.
- Pacific was picked to finish ninth in the preseason coaches' poll after going 17-14, 11-7 a season ago.

Saint Mary's

- BYU competes against Saint Mary's at home Saturday, Sept. 22, at 1 p.m. MDT.
- The Cougars hold a 13-7 edge in the overall series history between the two squads and are 7-2 when competing at home.
- BYU has won the last eight-straight meetings with the Gaels.
- Saint Mary's is 8-2 so far this season. The Gaels have won seven straight after going 1-2 to start the season.
- The Gaels were picked to place seventh in the preseason coaches' poll after their 9-19, 5-13 finish a year ago.

PROJECTED STARTERS



Lyndie Haddock-Eppich Sr. • S • #6 **Mary Lake** Jr. • L • #18 **Danelle Stetler** Sr. • OH • #13 **Roni Jones-Perry** Sr. • OH • #18 **Sydnie Martindale** Sr. • DS • #9 **Heather Gneiting** Fr. • MB • #2 **Kennedy Eschenberg** So. • MB • #24

CURRENT WCC STANDINGS

Place	Team	WCC	Pct.	Overall	Pct.
T-1	BYU	0-0	.000	10-0	1.000
T-1	PORTLAND	0-0	.000	12-0	1.000
3	LOYOLA MARYMOUNT	0-0	.000	10-1	.909
4	SAINT MARY'S	0-0	.000	8-2	.800
5	SAN FRANCISCO	0-0	.000	7-4	.636
6	PEPPERDINE	0-0	.000	6-4	.600
7	PACIFIC	0-0	.000	5-6	.455
8	SANTA CLARA	0-0	.000	5-7	.417
9	SAN DIEGO	0-0	.000	3-6	.333
10	GONZAGA	0-0	.000	3-8	.273

2018 WCC STATS

BYU Team Stats	All Matches	WCC Matches
HITTING PERCENTAGE	2nd (.311)	
OPPONENT HITTING PERCENTAGE	1st (.169)	
ASSISTS PER SET	2nd (13.91)	
KILLS PER SET	2nd (14.53)	
BLOCKS PER SET	1st (2.44)	
SERVICE ACES PER SET	7th (1.38)	
DIGS PER SET	10th (12.97)	

BYU Individual Stats	Player (All Matches)	Player (WCC Matches)
HITTING PERCENTAGE	ESCHENBERG, 4th (.378)	
KILLS PER SET	JONES-PERRY, 1st (4.71)	
ASSISTS PER SET	HADDOCK-EPPICH, 3rd (11.47)	
SERVICE ACES PER SET	JONES-PERRY, 6th (0.38)	
BLOCKS PER SET	ESCHENBERG, 3rd (1.29)	
DIGS PER SET	LAKE, 2nd (4.71)	
POINTS PER SET	JONES-PERRY, 1st (5.44)	

PRESEASON WCC COACHES' POLL

Rank	Team	Pts (1st)	Overall	Conf.	2017 Finish
1	BYU	81 (9)	30-3	17-1	T-1st
2	SAN DIEGO	73 (1)	25-5	17-1	T-1st
3	LOYOLA MARYMOUNT	61	16-13	9-9	T-4th
4	PEPPERDINE	59	16-15	8-10	T-6th
5	GONZAGA	46	14-16	9-9	T-4th
6	SANTA CLARA	42	15-15	8-10	T-6th
7	SAINT MARY'S	35	9-19	5-13	9th
8	PORTLAND	26	15-15	6-12	8th
9	PACIFIC	16	17-14	11-7	3rd
10	SAN FRANCISCO	11	3-28	0-18	10th

PRESEASON ALL-WCC TEAM

Player	Team	Year	Position
KAITY EDWARDS	SAN DIEGO	SR.	MB
KENNEDY ESCHENBERG	BYU	SO.	MB
HANNAH FROHLING	PEPPERDINE	JR.	OH
LYNDIE HADDOCK-EPPICH	BYU	SR.	S
RONI JONES-PERRY	BYU	SR.	OH
MARY LAKE	BYU	JR.	L
MCKENNA MILLER	BYU	JR.	OH
ADDIE PICHA	SAN DIEGO	SR.	MB
MEGAN RICE	LOYOLA MARYMOUNT	JR.	OH
SAVANNAH SLATTERY	LOYOLA MARYMOUNT	JR.	OH

WCC PLAYERS OF THE WEEK

Week	Player	School
8/27	SHAYLA HOEFT	PORTLAND
9/3	RONI JONES-PERRY	BYU
9/10	TESS REID	LMU
9/17	LYNDIE HADDOCK-EPPICH	BYU

AVCA COACHES' POLL (9/17/18)

Rank	School (First-Place Votes)	Points	Record	Previous
1	BYU (58)	1594	10-0	1
2	STANFORD (6)	1540	8-1	2
3	NEBRASKA	1417	9-1	4
4	PENN STATE	1372	9-1	5
5	TEXAS	1353	5-3	3
6	WISCONSIN	1262	7-1	6
7	MINNESOTA	1214	6-2	7
8	ILLINOIS	1205	11-0	8
9	PITTSBURGH	1074	11-0	9
10	CREIGHTON	880	8-4	10
11	FLORIDA	869	9-3	11
12	OREGON	841	7-3	12
13	WASHINGTON	755	8-2	13
14	SOUTHERN CALIFORNIA	727	8-3	T-16
15	CAL POLY	717	10-1	14
16	PURDUE	676	11-0	15
17	UCLA	624	5-2	T-16
18	MICHIGAN	549	11-0	19
19	BAYLOR	536	8-3	18
20	KENTUCKY	447	6-4	20
21	MARQUETTE	381	9-3	21
22	WASHINGTON STATE	207	9-1	22
23	UTAH	145	8-3	23
24	SAN DIEGO	79	3-6	24
25	ALABAMA	61	12-1	25

OTHERS RECEIVING VOTES AND LISTED ON TWO OR MORE BALLOTS: MICHIGAN STATE 52; KANSAS STATE 46; **LOYOLA MARYMOUNT 30**; OREGON STATE 30; COLORADO 23; ARIZONA 19; **PORTLAND 15**; LOUISVILLE 12; NORTHERN IOWA 11; GEORGIA 9; EAST TENNESSEE STATE 8; CINCINNATI 5; COLORADO STATE 5; TENNESSEE 2




WEST COAST
CONFERENCE



2018 BYU RECORDS WHEN...

FACING RANKED OPPONENTS	4-0
FACING UNRANKED OPPONENTS	6-0
IN THREE SETS	7-0
IN FOUR SETS	2-0
IN FIVE SETS	1-0
IN FIRST SET OF THE MATCH	8-2
IN SECOND SET OF THE MATCH	10-0
IN THIRD SET OF THE MATCH	9-1
IN FOURTH SET OF THE MATCH	2-1
IN FIFTH SET OF THE MATCH	1-0
WINNING FIRST SET	8-0
OPPONENT WINS FIRST SET	2-0
RECORDING MORE KILLS	9-0
OPPONENT RECORDS MORE KILLS	1-0
OPPONENT AND BYU RECORD EQUAL NUMBER OF KILLS	0-0
RECORDING HIGHER HITTING PERCENTAGE	10-0
OPPONENT RECORDS HIGHER HITTING PERCENTAGE	0-0
OPPONENT AND BYU RECORD EQUAL HITTING PERCENTAGE	0-0
HITTING .300+	6-0
OPPONENT HITS .300+	0-0
THREE OR MORE COUGARS RECORD 10+ KILLS	1-0
THREE OR MORE OPPONENTS RECORD 10+ KILLS	3-0
OUT-BLOCKING OPPONENT	6-0
OPPONENT OUT-BLOCKS BYU	4-0
OPPONENT AND BYU RECORD EQUAL NUMBER OF BLOCKS	0-0
RECORDING 12.0+ BLOCKS	2-0
OPPONENT RECORDS 12.0+ BLOCKS	1-0
RECORDING MORE DIGS	8-0
OPPONENT RECORDS MORE DIGS	2-0
OPPONENT AND BYU RECORD EQUAL NUMBER OF DIGS	0-0
IN AUGUST	4-0
IN SEPTEMBER	6-0
IN OCTOBER	0-0
IN NOVEMBER	0-0
IN DECEMBER	0-0
LAST 10 MATCHES	10-0
CURRENT STREAK	W10
LONGEST WIN STREAK IN 2018	10
PLAYING ON TUESDAY	0-0
PLAYING ON THURSDAY	2-0
PLAYING ON FRIDAY	4-0
PLAYING ON SATURDAY	4-0

2018 BYU INDIVIDUAL HIGHS

KILLS	
3 SETS	26, JONES-PERRY vs. USC (9/7)
4 SETS	23, JONES-PERRY vs. MARQUETTE (9/8) 13, ESCHENBERG vs. DUKE (8/25)
5 SETS	20, JONES-PERRY vs. STANFORD (8/31)
ATTEMPTS	
3 SETS	52, JONES-PERRY vs. USC (9/7)
4 SETS	55, JONES-PERRY vs. MARQUETTE (9/8)
5 SETS	44, JONES-PERRY vs. STANFORD (8/31)
HITTING PERCENTAGE (min. 8 attempts)	
3 SETS778, GNEITING vs. WEBER STATE (9/15)
4 SETS632, ROBINSON vs. DUKE (8/25)
5 SETS385, ESCHENBERG vs. STANFORD (8/31)
ASSISTS	
3 SETS	42, HADDOCK-EPPICH vs. WEBER STATE (9/15)
4 SETS	56, HADDOCK-EPPICH vs. MARQUETTE (9/8)
5 SETS	48, HADDOCK-EPPICH vs. STANFORD (8/31)
DIGS	
3 SETS	24, LAKE vs. DUKE (8/24)
4 SETS	26, LAKE vs. MARQUETTE (9/8)
5 SETS	18, LAKE vs. STANFORD (8/31)
BLOCKS	
3 SETS	7, ESCHENBERG vs. SYRACUSE (9/7)
4 SETS	8, ESCHENBERG vs. MARQUETTE (9/8)
5 SETS	10, GNEITING vs. STANFORD (8/31)

2018 BYU TEAM HIGHS

KILLS	
3 SETS	49 vs. WEBER STATE (9/15)
4 SETS	65 vs. MARQUETTE (9/8)
5 SETS	58 vs. STANFORD (8/31)
ATTEMPTS	
3 SETS	129 vs. USC (9/7)
4 SETS	137 vs. DUKE (8/25)
5 SETS	141 vs. STANFORD (8/31)
HITTING PERCENTAGE (min. 8 attempts)	
3 SETS427 vs. UTAH (9/13)
4 SETS336 vs. MARQUETTE (9/8)
5 SETS234 vs. STANFORD (8/31)
ASSISTS	
3 SETS	48 vs. WEBER STATE (9/15)
4 SETS	63 vs. MARQUETTE (9/8)
5 SETS	57 vs. STANFORD (8/31)
DIGS	
3 SETS	58 vs. USC (9/7)
4 SETS	56 vs. MARQUETTE (9/8)
5 SETS	46 vs. STANFORD (8/31)
BLOCKS	
3 SETS	11.0 vs. SYRACUSE (9/7)
4 SETS	13.0 vs. MARQUETTE (9/8)
5 SETS	14.0 vs. STANFORD (8/31)

2018 MATCH-BY-MATCH STARTERS

MATCH	SETTER	LIBERO	OUT. HITTER	OUT. HITTER	OPP/DS	MID. BLOCKER	MID. BLOCKER
8/24 DUKE	HADDOCK-EPPICH	LAKE	MILLER	JONES-PERRY	HADDOCK	GNEITING	ESCHENBERG
8/25 DUKE	HADDOCK-EPPICH	LAKE	MILLER	JONES-PERRY	HADDOCK	GNEITING	ESCHENBERG
8/30 WVU	HADDOCK-EPPICH	LAKE	STETLER	JONES-PERRY	MARTINDALE	GNEITING	ESCHENBERG
8/31 STAN	HADDOCK-EPPICH	LAKE	MILLER	JONES-PERRY	MARTINDALE	GNEITING	ESCHENBERG
9/1 WSU	HADDOCK-EPPICH	LAKE	STETLER	JONES-PERRY	MARTINDALE	GNEITING	ESCHENBERG
9/7 USC	HADDOCK-EPPICH	LAKE	STETLER	JONES-PERRY	MARTINDALE	GNEITING	ESCHENBERG
9/7 SU	HADDOCK-EPPICH	LAKE	STETLER	JONES-PERRY	MARTINDALE	GNEITING	ESCHENBERG
9/8 MU	HADDOCK-EPPICH	LAKE	MILLER	JONES-PERRY	MARTINDALE	GNEITING	ESCHENBERG
9/13 UTAH	HADDOCK-EPPICH	LAKE	STETLER	JONES-PERRY	MARTINDALE	GNEITING	ESCHENBERG
9/15 WSU	HADDOCK-EPPICH	LAKE	STETLER	JONES-PERRY	MARTINDALE	GNEITING	ESCHENBERG

2018 MATCH-BY-MATCH STAT LEADERS

OPPONENT	KILLS	ATTEMPTS	ASSISTS	ACES	DIGS	BLOCKS
8/24 DUKE	14, MILLER	32, JONES-PERRY	38, HADDOCK-EPPICH	1, JONES-PERRY	24, LAKE	4, ESCHENBERG
8/25 DUKE	13, two players	34, MILLER	46, HADDOCK-EPPICH	1, two players	19, LAKE	5, ESCHENBERG
8/30 WVU	13, JONES-PERRY	24, JONES-PERRY	30, HADDOCK-EPPICH	3, GNEITING	16, LAKE	4, ESCHENBERG
8/31 STAN	20, JONES-PERRY	44, JONES-PERRY	48, HADDOCK-EPPICH	2, two players	18, LAKE	10, GNEITING
9/1 WSU	16, JONES-PERRY	33, MILLER	29, HADDOCK-EPPICH	2, two players	13, LAKE	4, two players
9/7 USC	26, JONES-PERRY	52, JONES-PERRY	34, HADDOCK-EPPICH	5, MILLER	15, LAKE	4, GNEITING
9/7 SU	16, JONES-PERRY	37, JONES-PERRY	29, HADDOCK-EPPICH	1, three players	7, two players	7, ESCHENBERG
9/8 MU	23, JONES-PERRY	55, JONES-PERRY	29, HADDOCK-EPPICH	3, JONES-PERRY	26, LAKE	8, ESCHENBERG
9/13 UTAH	13, JONES-PERRY	27, JONES-PERRY	31, HADDOCK-EPPICH	2, MILLER	12, LAKE	4, ESCHENBERG
9/15 WSU	14, MILLER	24, JONES-PERRY	42, HADDOCK-EPPICH	1, two players	10, LAKE	3, four players

HEAD COACH HEATHER OLMSTEAD: 2015-PRESENT

Heather Olmstead was named the head coach of the Cougars in 2015.

In 2017, Olmstead coached the Cougars to a 30-3 (17-1 WCC) season where they won a fourth-consecutive conference title and advanced to the regional semifinals of the NCAA tournament for a sixth-straight season. Additionally, she coached four AVCA All-Americans in 2017.

In 2016, she coached the Cougars to a 29-4 (16-2 WCC) season where they where they won a third-straight outright conference title and advanced to the regional semifinals of the NCAA tournament for a fifth-consecutive season.

In 2015 she led the team to a 28-4, (16-2 WCC) season where they won an outright conference title and advanced to the regional semifinals of the NCAA tournament for the fourth-straight year.

In January of 2014, Olmstead was named the associate head coach of BYU women's volleyball. During the year, she helped coach the Cougars to perhaps their most successful season to date. BYU went 30-5 on the season, winning an out-right West Coast Conference title, before advancing to the national championship match of the NCAA tournament for the first time in school history. It was also the first time an unseeded team had reached the title match in its history.

In 2013, she helped coach the Cougars to a 24-7 (15-3 WCC) season where they advanced to the round of 16 at the NCAA tournament for a second-consecutive year.

In 2012, Olmstead helped coach the Cougars to their first conference title since 2005, their best record since 1998 at 28-4 and a finish in the round of 16 at the NCAA tournament, the team's first showing at the tournament since 2007.

Olmstead helped coach the Cougars to 21-9 (10-6 WCC) season in 2011. She helped the team to a third-place finish in BYU's first season in the West Coast Conference.

COACHING RECORD		
2015	28-4	16-2
2016	29-4	16-2
2017	30-3	17-1
2018	10-0	0-0
Overall	97-11 (.898)	49-5 (WCC)

In 2011, she coached players with three all-conference honors, three academic all-conference honors, one all-region accolade and one AVCA All-America citation.

Prior to her time at BYU, Olmstead was an assistant coach at the University of Utah. While there, she helped Utah to the second round of the NCAA tournament and a 16-0 conference finish in 2006. In 2008, she assisted the squad to a regional semifinal finish in the NCAA tournament and a Mountain West Conference title. The team compiled a 103-51 record with Olmstead as assistant coach.

From 2003-05, Olmstead served as an assistant coach at her alma mater, Utah State. She started at libero for the Aggies from 1998-01.

OLMSTEAD COACHING EXPERIENCE		
2015-	BYU	Head Coach
2014	BYU	Associate Head Coach
2011-13	BYU	Assistant Coach
2006-10	Utah	Assistant Coach
2003-05	Utah State	Assistant Coach

ASSOCIATE HEAD COACH DAVE HYTE: 2014-PRESENT

Head coach Heather Olmstead named Dave Hyte associate head coach of BYU women's volleyball in February 2018.

In 2017, Hyte helped coach the Cougars to a 30-3 (17-1 WCC) season where they won a fourth-consecutive conference title and advanced to the regional semifinals of the NCAA tournament for a sixth-straight season.

In 2016, Hyte helped coach the Cougars to a 29-4 (16-2 WCC) season where they where they won a third-straight outright conference title and advanced to the regional semifinals of the NCAA tournament for a fifth-consecutive season. Additionally, he coached two AVCA All-Americans in 2016: Amy Boswell and McKenna Miller.

In 2015, Hyte helped coach the Cougars to a 28-4, (16-2 WCC) season where they won an outright conference title and advanced to the regional semifinals of the NCAA tournament for the fourth-straight year. Two Cougars were named AVCA All-Americans in 2015: Alexa Gray and Amy Boswell.

In his first season as one of the BYU women's volleyball assistant coaches, he helped coach the Cougars to a 30-5 (16-2 WCC) season where they won an outright conference title and advanced to the championship match of the NCAA tournament for the first time in program history.

Before coming to BYU, Hyte served as an assistant women's volleyball coach for two seasons at Houston from 2012-13. Before that, he served as an assistant women's volleyball coach at Idaho State from 2008-12.

Hyte transferred to BYU where he played volleyball from 2002-04. He contributed as a member of the 2004 NCAA Championship team at BYU and 2003 NCAA Runner-Up team.

ASSISTANT COACH JONNY NEELEY: 2016-PRESENT

BYU women's volleyball head coach Heather Olmstead announced the hiring of Jonny Neeley in February 2016.

In 2017, Neeley helped coach the Cougars to a 30-3 (17-1 WCC) season where they won a fourth-consecutive conference title and advanced to the regional semifinals of the NCAA tournament for a sixth-straight season. Additionally, he coached four AVCA All-Americans in 2017: Third-teamer Veronica Jones-Perry and Honorable Mention honorees Cosy Burnett, Mary Lake and McKenna Miller.

In 2016, he helped coach the Cougars to a 29-4 (16-2 WCC) season where they where they won a third-straight outright conference title and advanced to the regional semifinals of the NCAA tournament for a fifth-consecutive season. Additionally, he coached two AVCA All-Americans in 2016: Amy Boswell and McKenna Miller.

Prior to joining the team, Neeley spent two seasons as an assistant coach at the University of Arkansas-Fort Smith.

In 2015, Neeley helped coach UAFS to a school-record 28-straight wins. The season included a conference championship, regional championship and a second-consecutive trip to the regional finals of the Division II NCAA Tournament.

Before that in 2014, Neeley helped coach the Lions to their best season in program history – which included a conference championship, regional championship and a trip to the national semifinals of the NCAA tournament.

The 2014 campaign saw UAFS finish first in the nation in digs per set with 21.71. Additionally, during that season Neeley coached two All-Americans: Michelle Walker and Jessica Anderson.

Neeley is a BYU graduate, who received his Bachelor of Science degree in coaching/teaching physical education in 2011.

#1 | TAYLEN BALLARD | OPP | 6-3 | SO. | CLOVIS, CALIF. | CLOVIS HS



Had a kill vs. WSU (9/1) • Collected a dig vs. SU (9/7)

SEASON HIGHS

Kills	1 (vs. WSU, 9/1/18)
Attempts	2 (vs. WSU, 9/1/18)
Hitting % (8 TA)	.000
Service aces	0
Assists	0
Digs	0
Block assists	0
Solo blocks	0
Total blocks	0

CAREER HIGHS

Kills	10 (vs. USF, 9/23/17)
Attempts	23 (vs. PEP, 9/26/17)
Hitting % (8 TA)	.588 (vs. USF, 9/23/17)
Service aces	0
Assists	0
Digs	2 (vs. SMC, 10/5/17)
Block assists	4 (two times)
Solo blocks	1 (vs. USF, 9/23/17)
Total blocks	4 (two times)

Year	S	K	E	TA	PCT	AST	SA	SE	RE	D	BS	BA	BE	BHE	PTS
2017	27	48	9	111	.351	0	0	0	0	6	1	18	5	0	58
2018	2	1	2	4	-.250	0	0	0	0	1	0	0	0	0	1
Career	29	49	11	115	.331	0	0	0	0	7	1	18	5	0	59

#2 | HEATHER GNEITING | MB | 6-4 | FR. | PLEASANT GROVE, UTAH | PLEASANT GROVE HS



Had 11 kills vs. Duke (8/24) • Contributed a career-high 10 blocks vs. STAN (8/31) • Collected three aces and four kills vs. WVU (8/30) • Added nine kills on a .571 clip vs. MU (9/8) • Had five kills and four blocks vs. SU (9/7) • Contributed seven kills on a .636 clip vs. Utah (9/13) • Collected seven kills on a .778 clip and three blocks vs. WSU (9/15)

SEASON HIGHS

Kills	11 (vs. DUKE, 8/24/18)
Attempts	24 (vs. STAN, 8/31/18)
Hitting % (8 TA)	.778 (vs. WSU, 9/15/18)
Service aces	3 (vs. WVU, 8/30/18)
Assists	1 (two times)
Digs	3 (vs. USC, 9/7/18)
Block assists	10 (vs. WSU, 9/1/18)
Solo blocks	0
Total blocks	10 (vs. WSU, 9/1/18)

CAREER HIGHS

Kills	11 (vs. DUKE, 8/24/18)
Attempts	24 (vs. STAN, 8/31/18)
Hitting % (8 TA)	.778 (vs. WSU, 9/15/18)
Service aces	3 (vs. WVU, 8/30/18)
Assists	1 (two times)
Digs	3 (vs. USC, 9/7/18)
Block assists	10 (vs. WSU, 9/1/18)
Solo blocks	0
Total blocks	10 (vs. WSU, 9/1/18)

Year	S	K	E	TA	PCT	AST	SA	SE	RE	D	BS	BA	BE	BHE	PTS
2018	34	62	18	126	.349	2	8	10	0	9	2	34	7	0	89
Career	34	62	18	126	.349	2	8	10	0	9	2	34	7	0	89

#3 | MADELYN ROBINSON | OH | 5-10 | FR. | HIGHLAND, UTAH | LONE PEAK HS



Collected 12 kills on a .632 clip vs. Duke (8/25) • Had five kills on a .500 clip vs. WSU (9/1) • Contributed five kills, two blocks and two digs vs. MU (9/8)

SEASON HIGHS

Kills	12 (vs. DUKE, 8/24/18)
Attempts	19 (vs. DUKE, 8/24/18)
Hitting % (8 TA)	.632 (vs. DUKE, 8/24/18)
Service aces	0
Assists	0
Digs	3 (vs. DUKE, 8/24/18)
Block assists	2 (three times)
Solo blocks	0
Total blocks	3 (vs. WSU, 9/15/18)

CAREER HIGHS

Kills	12 (vs. DUKE, 8/24/18)
Attempts	19 (vs. DUKE, 8/24/18)
Hitting % (8 TA)	.632 (vs. DUKE, 8/24/18)
Service aces	0
Assists	0
Digs	3 (vs. DUKE, 8/24/18)
Block assists	2 (three times)
Solo blocks	0
Total blocks	3 (vs. WSU, 9/15/18)

Year	S	K	E	TA	PCT	AST	SA	SE	RE	D	BS	BA	BE	BHE	PTS
2018	17	30	9	68	.309	0	0	0	0	8	0	6	2	0	33
Career	17	30	9	68	.309	0	0	0	0	8	0	6	2	0	33

#5 | EMILY LEWIS-BUSHMAN | MB/OPP | 6-4 | JR. | HIGHLAND, UTAH | LONE PEAK HS



Had a kill vs. Duke (8/24)

SEASON HIGHS

Kills	0
Attempts	1 (vs. DUKE, 8/24/18)
Hitting % (8 TA)	.000
Service aces	0
Assists	0
Digs	0
Block assists	0
Solo blocks	0
Total blocks	0

CAREER HIGHS

Kills	5 (two times)
Attempts	10 (vs. GON, 10/17/16)
Hitting % (8 TA)	.500 (vs. USF, 9/24/16)
Service aces	0
Assists	0
Digs	0
Block assists	1 (five times)
Solo blocks	0
Total blocks	1 (five times)

Year	S	K	E	TA	PCT	AST	SA	SE	RE	D	BS	BA	BE	BHE	PTS
2015	0	0	0	0	.000	0	0	0	0	0	0	0	0	0	0
2016	7	11	4	27	.259	0	0	0	0	2	0	3	0	0	12.5
2017	7	5	2	15	.200	0	0	0	0	0	0	2	1	0	6
2018	2	0	0	2	.000	0	0	0	0	0	0	0	0	0	0
Career	16	16	6	44	.227	0	0	0	0	2	0	5	1	0	18.5

#6 | LYNDIE HADDOCK-EPPICH | S | 5-10 | SR. | LONGMONT, COLO. | TIMPVIEV HS



Contributed 46 assists and eight digs vs. Duke (8/25) • Added a double-double of 30 assists and 10 digs vs. WVU (8/30) • Had 48 assists and five blocks vs. STAN (8/31) • Collected a double-double of 29 assists and 12 digs vs. WSU (9/1) • Contributed 34 assists and 11 digs vs. USC (9/7) • Added 56 assists vs. MU (9/8) • Had 31 assists and 10 digs vs. Utah (9/13)

SEASON HIGHS

Kills	4 (two times)
Attempts	10 (vs. MU, 9/8/18)
Hitting % (8 TA)	.400 (vs. MU, 9/8/18)
Service aces	1 (two times)
Assists	56 (vs. MU, 9/8/18)
Digs	12 (vs. WSU, 9/1/18)
Block assists	5 (vs. STAN, 8/31/18)
Solo blocks	0
Total blocks	5 (vs. STAN, 8/31/18)

CAREER HIGHS

Kills	7 (vs. USF, 9/24/16)
Attempts	11 (vs. OSU, 8/26/17)
Hitting % (8 TA)	.875 (vs. USF, 9/24/16)
Service aces	3 (vs. UOP, 10/8/16)
Assists	60 (vs. OSU, 9/3/16)
Digs	20 (vs. UT, 12/9/16)
Block assists	7 (vs. USF, 9/23/17)
Solo blocks	1 (10 times)
Total blocks	7 (two times)

Year	S	K	E	TA	PCT	AST	SA	SE	RE	D	BS	BA	BE	BHE	PTS
2015	5	0	0	0	.000	7	0	1	0	1	0	1	0	0	0.5
2016	110	80	11	161	.429	1129	15	21	1	252	7	71	12	6	137.5
2017	112	63	18	160	.281	1139	12	7	0	230	6	97	5	4	129.5
2018	34	25	4	49	.429	390	2	3	0	77	0	29	1	6	41.5
Career	261	168	33	370	.365	2665	29	32	1	560	13	198	18	16	309

#8 | TAYLER TAUSINGA | S | 5-8 | FR. | AMERICAN FORK, UTAH | AMERICAN FORK HS



Collected three assists vs. WVU (8/30)

SEASON HIGHS

Kills	0
Attempts	0
Hitting % (8 TA)	.000
Service aces	0
Assists	3 (vs. WVU, 8/30/18)
Digs	0
Block assists	0
Solo blocks	0
Total blocks	0

CAREER HIGHS

Kills	0
Attempts	0
Hitting % (8 TA)	.000
Service aces	0
Assists	3 (vs. WVU, 8/30/18)
Digs	0
Block assists	0
Solo blocks	0
Total blocks	0

Year	S	K	E	TA	PCT	AST	SA	SE	RE	D	BS	BA	BE	BHE	PTS
2018	3	0	0	0	.000	4	0	1	0	0	0	0	0	1	0
Career	3	0	0	0	.000	4	0	1	0	0	0	0	0	1	0

#9 | SYDNE MARTINDALE | DS/L | 5-8 | SR. | HEBER, UTAH | SNOW COLLEGE



Had two aces and five digs vs. STAN (8/31) • Contributed seven digs vs. SU (9/7) • Collected seven digs and four assists vs. MU (9/8) • Added four digs and two assists vs. Utah (9/13)

SEASON HIGHS

Kills	0
Attempts	1 (two times)
Hitting % (8 TA)	.000
Service aces	2 (three times)
Assists	4 (vs. MU, 9/8/18)
Digs	7 (two times)
Block assists	0
Solo blocks	0
Total blocks	0

CAREER HIGHS

Kills	0
Attempts	1 (two times)
Hitting % (8 TA)	.000
Service aces	2 (three times)
Assists	4 (vs. MU, 9/8/18)
Digs	15 (vs. UK, 12/8/17)
Block assists	0
Solo blocks	0
Total blocks	0

Year	S	K	E	TA	PCT	AST	SA	SE	RE	D	BS	BA	BE	BHE	PTS
2017	115	0	0	0	.000	18	4	3	20	184	0	0	0	1	4
2018	34	0	0	2	.000	14	7	7	7	42	0	0	0	0	7
Career	149	0	0	2	.000	32	11	10	27	226	0	0	0	1	11

#11 | LACY HADDOCK | OH | 5-10 | SR. | LONGMONT, COLO. | TIMPVIEV HS



Had six digs and three blocks vs. Duke (8/24) • Added five digs vs. USC (9/7)

SEASON HIGHS

Kills	3 (two times)
Attempts	14 (vs. DUKE, 8/24/18)
Hitting % (8 TA)	.143 (vs. DUKE, 8/24/18)
Service aces	0
Assists	0
Digs	6 (vs. DUKE, 8/24/18)
Block assists	3 (vs. DUKE, 8/24/18)
Solo blocks	0
Total blocks	3 (vs. DUKE, 8/24/18)

CAREER HIGHS

Kills	14 (vs. SCU, 9/22/16)
Attempts	49 (vs. UP, 10/13/16)
Hitting % (8 TA)	.667 (vs. USF, 9/24/16)
Service aces	2 (vs. SMC, 10/6/16)
Assists	3 (vs. SMC, 10/10/15)
Digs	14 (vs. LMU, 10/24/15)
Block assists	6 (vs. SMC, 11/4/17)
Solo blocks	1 (vs. SMC, 11/4/17)
Total blocks	7 (vs. SMC, 11/4/17)

Year	S	K	E	TA	PCT	AST	SA	SE	RE	D	BS	BA	BE	BHE	PTS
2015	59	51	14	154	.240	9	5	9	8	118	1	8	1	0	61
2016	106	229	67	710	.228	2	6	8	10	81	5	56	8	0	268
2017	52	64	23	196	.209	2	7	4	4	38	1	34	5	0	89
2018	14	9	7	49	.041	0	0	1	0	13	0	3	0	0	10.5
Career	231	353	111	1109	.218	13	18	22	22	250	7	101	14	0	428.5

#12 | RONI JONES-PERRY | OH | 6-0 | SR. | WEST JORDAN, UTAH | COPPER HILLS HS



Had five digs and eight kills vs. Duke (8/24) • Collected a season-high 20 kills and 10 digs vs. STAN (8/31) • Added 16 kills on a career-high .682 clip vs. WSU (9/1) • Contributed 26 kills on a .442 clip vs. USC (9/7) • Had 23 kills and seven digs vs. MU (9/8) • Collected 13 kills and six digs vs. WSU (9/15)

SEASON HIGHS

Kills	26 (vs. USC, 9/7/18)
Attempts	55 (vs. MU, 9/8/18)
Hitting % (8 TA)	.682 (vs. WSU, 9/1/18)
Service aces	3 (vs. MU, 9/8/18)
Assists	1 (four times)
Digs	10 (vs. STAN, 8/31/18)
Block assists	4 (two times)
Solo blocks	1 (vs. STAN, 8/31/18)
Total blocks	5 (vs. STAN, 8/31/18)

CAREER HIGHS

Kills	34 (vs. LMU, 10/21/17)
Attempts	71 (vs. UoU, 9/14/17)
Hitting % (8 TA)	.682 (vs. WSU, 9/1/18)
Service aces	5 (vs. ISU, 9/10/16)
Assists	3 (vs. USD, 9/30/17)
Digs	11 (vs. SMC, 10/5/17)
Block assists	8 (vs. UOP, 11/2/17)
Solo blocks	1 (14 times)
Total blocks	9 (vs. UOP, 11/2/17)

Year	S	K	E	TA	PCT	AST	SA	SE	RE	D	BS	BA	BE	BHE	PTS
2015	79	171	77	457	.206	3	0	0	2	29	3	30	6	0	189
2016	90	227	78	611	.244	6	25	30	3	74	2	59	5	0	283.5
2017	118	569	182	1379	.281	23	41	20	17	180	10	70	6	0	655
2018	32	151	45	334	.317	5	12	14	9	56	1	20	3	0	174
Career	319	1118	382	2781	.265	37	78	64	31	339	16	179	20	0	1301.5

#13 | DANELLE STETLER | OH | 6-0 | SR. | RIVERTON, UTAH | RIVERTON HS



Collected eight kills on a .375 clip and five digs vs. Duke (8/25) • Added 10 digs vs. USC (9/7)

SEASON HIGHS

Kills	8 (vs. DUKE, 8/25/18)
Attempts	16 (vs. DUKE, 8/25/18)
Hitting % (8 TA)	.375 (vs. DUKE, 8/25/18)
Service aces	0
Assists	2 (vs. UTAH, 9/13/18)
Digs	10 (vs. USC, 9/7/18)
Block assists	2 (vs. DUKE, 8/25/18)
Solo blocks	0
Total blocks	2 (vs. DUKE, 8/25/18)

CAREER HIGHS

Kills	9 (vs. OSU, 8/26/17)
Attempts	27 (vs. OSU, 8/26/17)
Hitting % (8 TA)	.667 (vs. UAPB, 9/5/15)
Service aces	3 (two times)
Assists	2 (five times)
Digs	14 (vs. MU, 9/1/17)
Block assists	4 (two times)
Solo blocks	1 (two times)
Total blocks	4 (three times)

Year	S	K	E	TA	PCT	AST	SA	SE	RE	D	BS	BA	BE	BHE	PTS
2014	0	0	0	0	.000	0	0	0	0	0	0	0	0	0	0
2015	45	50	28	154	.143	6	6	3	5	67	0	5	4	1	58.5
2016	67	33	7	90	.289	13	7	8	18	90	2	8	2	2	46
2017	71	67	34	201	.164	4	11	8	15	123	0	19	6	0	87.5
2018	30	9	2	24	.292	8	0	0	8	35	0	2	0	0	10
Career	213	159	71	469	.188	31	24	19	46	315	2	34	12	3	202

#14 | MCKENNA MILLER | OH | 6-1 | JR. | LANCASTER, CALIF. | MURRIETA VALLEY HS



Collected a match-high 14 kills on a .448 clip vs. Duke (8/24) • Had 15 kills vs. STAN (8/31) • Contributed a career-high five aces vs. USC (9/7) • Added 15 kills vs. SU (9/7) • Collected 16 kills vs. MU (9/8) • Had 14 kills on a .455 clip vs. WSU (9/15)

SEASON HIGHS

Kills	16 (vs. MU, 9/8/18)
Attempts	39 (vs. STAN, 8/31/18)
Hitting % (8 TA)	.455 (vs. WSU, 9/15/18)
Service aces	5 (vs. USC, 9/7/18)
Assists	1 (vs. MU, 9/8/18)
Digs	5 (vs. USC, 9/7/18)
Block assists	2 (three times)
Solo blocks	0
Total blocks	2 (three times)

CAREER HIGHS

Kills	31 (vs. OSU, 9/3/16)
Attempts	76 (vs. OSU, 9/3/16)
Hitting % (8 TA)	.722 (vs. CP, 8/27/16)
Service aces	5 (vs. USC, 9/7/18)
Assists	2 (vs. CP, 8/27/16)
Digs	6 (two times)
Block assists	5 (vs. BU, 9/9/17)
Solo blocks	1 (12 times)
Total blocks	5 (vs. BU, 9/9/17)

Year	S	K	E	TA	PCT	AST	SA	SE	RE	D	BS	BA	BE	BHE	PTS
2016	115	447	163	1087	.261	4	0	5	0	58	5	47	4	1	475.5
2017	115	352	134	874	.249	2	12	19	6	70	8	43	11	0	393.5
2018	34	123	37	281	.306	1	12	11	3	22	0	9	1	0	139.5
Career	264	922	334	2242	.262	7	24	35	9	150	13	99	16	1	1008.5

#15 | KIANI MOEA'I | S | 5-10 | JR. | HONOLULU, HAWAI'I | PUNAHOU HS



Contributed a career-high six assists vs. Duke (8/25) • Added a career-high three aces and four digs vs. USC (9/7)

SEASON HIGHS

Kills	0
Attempts	1 (vs. DUKE, 8/25/18)
Hitting % (8 TA)	.000
Service aces	3 (vs. USC, 9/7/18)
Assists	6 (vs. DUKE, 8/25/18)
Digs	4 (vs. USC, 9/7/18)
Block assists	0
Solo blocks	0
Total blocks	0

CAREER HIGHS

Kills	0
Attempts	1 (vs. DUKE, 8/25/18)
Hitting % (8 TA)	.000
Service aces	3 (vs. USC, 9/7/18)
Assists	6 (vs. DUKE, 8/25/18)
Digs	4 (vs. USC, 9/7/18)
Block assists	0
Solo blocks	0
Total blocks	0

Year	S	K	E	TA	PCT	AST	SA	SE	RE	D	BS	BA	BE	BHE	PTS
2015	0	0	0	0	.000	0	0	0	0	0	0	0	0	0	0
2016	1	0	0	0	.000	2	0	0	0	0	0	0	0	1	0
2017	1	0	0	0	.000	0	0	0	0	1	0	0	0	0	0
2018	18	0	0	0	.000	0	4	2	0	8	0	0	0	0	4
Career	17	0	0	0	.000	2	3	1	0	9	0	0	0	1	3

#16 | ALLISON STAPLETON | MB | 6-2 | SO. | KENNEWICK, WASH. | KAMIAKIN HS



Collected a kill and a block vs. WSU (9/15)

SEASON HIGHS

Kills	1 (vs. WSU, 9/15/18)
Attempts	2 (vs. WSU, 9/15/18)
Hitting % (8 TA)	.000
Service aces	0
Assists	0
Digs	0
Block assists	1 (vs. WSU, 9/15/18)
Solo blocks	0
Total blocks	1 (vs. WSU, 9/15/18)

CAREER HIGHS

Kills	1 (vs. WSU, 9/15/18)
Attempts	2 (vs. WSU, 9/15/18)
Hitting % (8 TA)	.000
Service aces	0
Assists	0
Digs	0
Block assists	1 (vs. WSU, 9/15/18)
Solo blocks	0
Total blocks	1 (vs. WSU, 9/15/18)

Year	S	K	E	TA	PCT	AST	SA	SE	RE	D	BS	BA	BE	BHE	PTS
2017	0	0	0	0	.000	0	0	0	0	0	0	0	0	0	0
2018	2	1	0	2	.500	0	0	0	0	0	0	1	0	0	1.5
Career	2	1	0	2	.500	0	0	0	0	0	0	1	0	0	1.5

#18 | MARY LAKE | DS/L | 5-7 | JR. | PALM SPRINGS, CALIF. | PALM SPRINGS HS



Added 24 digs vs. Duke (8/24) • Had 18 digs and four assists vs. STAN (8/31) • Collected 13 digs and seven assists vs. WSU (9/1) • Contributed 15 digs and six assists vs. USC (9/7) • Added 26 digs and two kills vs. MU (9/8)

SEASON HIGHS

Kills	2 (vs. MU, 9/8/18)
Attempts	1 (vs. WVU, 8/30/18)
Hitting % (8 TA)	.000
Service aces	1 (two times)
Assists	7 (vs. WSU, 9/1/18)
Digs	26 (vs. MU, 9/8/18)
Block assists	0
Solo blocks	0
Total blocks	0

CAREER HIGHS

Kills	2 (vs. MU, 9/8/18)
Attempts	3 (vs. SMC, 10/5/17)
Hitting % (8 TA)	.000
Service aces	3 (two times)
Assists	10 (vs. UoU, 9/14/17)
Digs	38 (vs. OSU, 9/2/16)
Block assists	0
Solo blocks	0
Total blocks	0

Year	S	K	E	TA	PCT	AST	SA	SE	RE	D	BS	BA	BE	BHE	PTS
2016	117	1	1	9	.000	120	29	26	15	547	0	0	0	0	30
2017	118	0	2	10	-.200	131	26	22	18	533	0	0	0	0	26
2018	34	2	1	4	.250	37	2	8	5	160	0	0	0	1	4
Career	269	3	4	23	-.043	288	57	56	38	1240	0	0	0	1	60

#20 | RILEY LYMAN | OH | 6-0 | JR. | CENTRAL, UTAH | SNOW COLLEGE



Contributed four digs vs. Duke (8/25) • Added an assist vs. WSU (9/15)

SEASON HIGHS


Kills	0
Attempts	0
Hitting % (8 TA)	.000
Service aces	0
Assists	1 (vs. WSU, 9/15/18)
Digs	4 (vs. DUKE, 8/25/18)
Block assists	0
Solo blocks	0
Total blocks	0

CAREER HIGHS

Kills	0
Attempts	0
Hitting % (8 TA)	.000
Service aces	0
Assists	1 (vs. WSU, 9/15/18)
Digs	4 (vs. DUKE, 8/25/18)
Block assists	0
Solo blocks	0
Total blocks	0

Year	S	K	E	TA	PCT	AST	SA	SE	RE	D	BS	BA	BE	BHE	PTS
2018	9	0	0	0	.000	1	0	0	1	5	0	0	0	0	0
Career	9	0	0	0	.000	1	0	0	1	5	0	0	0	0	0

#21 | WHITNEY MCEWAN | MB | 6-3 | FR. | BOUNTIFUL, UTAH | WOODS CROSS HS



SEASON HIGHS


Kills	0
Attempts	0
Hitting % (8 TA)	.000
Service aces	0
Assists	0
Digs	0
Block assists	0
Solo blocks	0
Total blocks	0

CAREER HIGHS

Kills	0
Attempts	0
Hitting % (8 TA)	.000
Service aces	0
Assists	0
Digs	0
Block assists	0
Solo blocks	0
Total blocks	0

Year	S	K	E	TA	PCT	AST	SA	SE	RE	D	BS	BA	BE	BHE	PTS
2018	0	0	0	0	.000	0	0	0	0	0	0	0	0	0	0
Career	0	0	0	0	.000	0	0	0	0	0	0	0	0	0	0

#22 | SARA HAMSON | OPP | 6-7 | SO. | PLEASANT GROVE, UTAH | PLEASANT GROVE HS



SEASON HIGHS

Kills	0
Attempts	0
Hitting % (8 TA)	.000
Service aces	0
Assists	0
Digs	0
Block assists	0
Solo blocks	0
Total blocks	0

CAREER HIGHS

Kills	7 (vs. UoU, 9/14/17)
Attempts	17 (vs. UoU, 9/14/17)
Hitting % (8 TA)	.412 (vs. UoU, 9/14/17)
Service aces	0
Assists	1 (vs. CSUS, 9/2/17)
Digs	1 (two times)
Block assists	5 (vs. CSUS, 9/2/17)
Solo blocks	0
Total blocks	5 (vs. CSUS, 9/2/17)

Year	S	K	E	TA	PCT	AST	SA	SE	RE	D	BS	BA	BE	BHE	PTS
2017	31	27	10	74	.230	1	0	0	0	2	0	13	2	0	33.5
2018	0	0	0	0	.000	0	0	0	0	0	0	0	0	0	0
Career	31	27	10	74	.230	1	0	0	0	2	0	13	2	0	33.5

#24 | KENNEDY ESCHENBERG | MB | 6-5 | SO. | BOUNTIFUL, UTAH | BOUNTIFUL HS



Added a career-high .600 clip vs. Duke (8/24) • Picked up a career-high 13 kills and 23 attempts vs. Duke (8/25) • Had seven kills and five blocks vs. WVU (8/30) • Collected seven blocks and four kills vs. SU (9/7) • Contributed eight blocks and five kills vs. MU (9/8) • Added nine kills on a .615 clip and four blocks vs. Utah (9/13)

SEASON HIGHS

Kills	13 (vs. DUKE, 8/25/18)
Attempts	23 (vs. DUKE, 8/25/18)
Hitting % (8 TA)	.615 (vs. UTAH, 8/13/18)
Service aces	0
Assists	1 (three times)
Digs	1 (two times)
Block assists	6 (vs. SU, 9/7/18)
Solo blocks	3 (vs. MU, 9/8/18)
Total blocks	8 (vs. MU, 9/8/18)

CAREER HIGHS

Kills	13 (vs. DUKE, 8/25/18)
Attempts	23 (vs. DUKE, 8/25/18)
Hitting % (8 TA)	.615 (vs. UTAH, 8/13/18)
Service aces	0
Assists	1 (seven times)
Digs	3 (vs. AU, 12/1/17)
Block assists	9 (two times)
Solo blocks	3 (vs. MU, 9/8/18)
Total blocks	9 (two times)

Year	S	K	E	TA	PCT	AST	SA	SE	RE	D	BS	BA	BE	BHE	PTS
2016	0	0	0	0	.000	0	0	0	0	0	0	0	0	0	0
2017	118	149	43	370	.287	4	0	0	0	12	10	140	12	0	229
2018	34	69	15	143	.378	3	0	0	0	2	5	40	1	0	94
Career	152	218	58	513	.312	7	0	0	0	14	15	180	13	0	323

INDIVIDUAL SINGLE MATCH (RALLY SCORING)

KILLS

No.	Name	Date
34	RONI JONES-PERRY vs. LOYOLA MARYMOUNT	10/21/17
32	NINA PUUKKONEN vs. CAL POLY	11/23/01
32	KAYLA WALKER vs. SAN DIEGO STATE	9/17/09
31	MCKENNA MILLER vs. OHIO STATE	9/3/16
31	ALEXA GRAY vs. SANTA CLARA	11/19/15
30	ALEXA GRAY vs. PORTLAND	11/12/15
30	JENNIFER HAMSON vs. FLORIDA STATE	12/12/14
29	ALEXA GRAY vs. PEPPERDINE	11/24/15
29	ALEXA GRAY vs. GONZAGA	11/14/15
29	KIM WILSON vs. SAINT LOUIS	9/6/03

ATTEMPTS

No.	Name	Date
76	MCKENNA MILLER vs. OHIO STATE	9/3/16
76	ALEXA GRAY vs. PORTLAND	11/12/15
75	ALEXA GRAY vs. PEPPERDINE	11/24/15
74	ALEXA GRAY vs. GONZAGA	11/14/15
72	ALEXA GRAY vs. ARIZONA STATE	12/6/13
71	RONI JONES-PERRY vs. UTAH	9/14/17
68	TAMBRE HADDOCK vs. OKLAHOMA	9/7/13
67	ALEXA GRAY vs. LOYOLA MARYMOUNT	10/24/15
65	TAMBRE HADDOCK vs. ARIZONA STATE	12/6/13

HITTING PERCENTAGE (K-E-TA) *minimum 10 attempts

No.	Name	Date
.882 (15-0-17)	AMY BOSWELL vs. CSUN	9/16/16
.857 (12-0-14)	NICOLE WARNER vs. COLORADO STATE	9/1/12
.846 (11-0-13)	LINDSY HARTSOCK vs. NORTH TEXAS	9/5/03
.833 (10-0-12)	RACHEL DYER vs. WYOMING	9/18/08
.818 (9-0-11)	WHITNEY YOUNG vs. SAN FRANCISCO	11/7/13
.818 (9-0-11)	KATHRYN LECHEMINANT vs. PORTLAND	10/17/13
.800 (8-0-10)	STEPHANIE SNOW vs. WEBER STATE	10/12/10
.800 (8-0-10)	LEXI PATTERSON vs. NEW MEXICO	10/15/05
.800 (8-0-10)	LINDSY HARTSOCK vs. TCU	9/30/05
.800 (8-0-10)	LINDSY HARTSOCK vs. COLORADO STATE	10/25/03

ASSISTS

No.	Name	Date
72	KIANA ROGERS vs. SAN DIEGO STATE	9/15/07
71	AMY SCHLAUDER vs. WASHINGTON	12/1/07
70	AMY SCHLAUDER vs. NEW MEXICO	10/7/06
69	CAMRY GODFREY vs. OKLAHOMA	9/7/13
69	KARINA PUUKKONEN vs. WYOMING	10/19/02
69	AMY SCHLAUDER vs. UNLV	11/23/07
68	AMY SCHLAUDER vs. WYOMING	10/12/06
67	KARINA PUUKKONEN vs. WEBER STATE	10/30/01

SERVICE ACES

No.	Name	Date
8	LAUREN RICHARDS vs. AIR FORCE	11/20/03
6	LINDSY HARTSOCK vs. KANSAS	9/2/05
6	LAUREN RICHARDS vs. QUINNIPIAC	9/3/04
6	LINDSY HARTSOCK vs. NEW MEXICO	10/30/04
5	RONI JONES-PERRY vs. IDAHO STATE	9/10/16
5	MCKENNA MILLER vs. USC	9/7/18
14 additional players/instances with five		

DIGS

No.	Name	Date
42	ANNIE PINEGAR vs. UC SANTA BARBARA	11/30/06
38	MARY LAKE vs. OHIO STATE	9/3/16
34	CIARA PARKER vs. ARIZONA STATE	12/6/13
33	LINDSEY EVANS vs. UNLV	11/5/04
32	ALEXA GRAY vs. PORTLAND	11/12/15
32	ANNIE PINEGAR vs. UNLV	11/23/07
31	CIARA PARKER vs. PEPPERDINE	11/24/15
31	KENDALYN HARTSOCK vs. SAN FRANCISCO	10/27/11
30	TIA WITHERS vs. SAN DIEGO	11/17/12
30	MARY LAKE vs. TEXAS	12/9/16

TOTAL BLOCKS

No.	Name	Date
17	AMY BOSWELL vs. SAN DIEGO	11/14/14
17	WHITNEY YOUNG vs. SAN FRANCISCO	10/2/14
17	NICOLE WARNER vs. LOYOLA MARYMOUNT	10/4/12
17	LINDSEY METCALF vs. UNLV	9/28/02
14	WHITNEY YOUNG vs. LOYOLA MARYMOUNT	11/25/14
14	ERICA LOTT vs. WYOMING	10/12/06
14	LINDSY HARTSOCK vs. WYOMING	10/12/06

BLOCK ASSISTS

No.	Name	Date
17	WHITNEY YOUNG vs. SAN FRANCISCO	10/2/14
17	NICOLE WARNER vs. LOYOLA MARYMOUNT	10/4/12
16	AMY BOSWELL vs. SAN DIEGO	11/14/14
14	WHITNEY YOUNG vs. LOYOLA MARYMOUNT	11/25/14
14	LINDSY HARTSOCK vs. WYOMING	10/12/06
14	ERICA LOTT vs. WYOMING	10/12/06
14	LINDSEY METCALF vs. UNLV	9/28/02

SOLO BLOCKS

No.	Name	Date
6	AMY BOSWELL vs. NEW MEXICO STATE	9/13/14
4	AMY BOSWELL vs. SAN FRANCISCO	11/17/16
4	WHITNEY YOUNG HOWARD vs. SAN FRANCISCO	11/17/16
4	ALEXA GRAY vs. LOYOLA MARYMOUNT	10/24/15
4	KATHRYN LECHEMINANT vs. LOYOLA MARYMOUNT	9/29/11
4	LINDSEY METCALF vs. AIR FORCE	11/1/03

INDIVIDUAL SINGLE SEASON (RALLY SCORING)

KILLS

No.	Name	Date
582	ALEXA GRAY	2015
569	RONI JONES-PERRY	2017
516	CHELSEA GOODMAN	2007
477	ALEXA GRAY	2013
464	JENNIFER HAMSON	2014
463	CHELSEA GOODMAN	2005
458	CHELSEA GOODMAN	2006
458	JENNIFER HAMSON	2012
447	MCKENNA MILLER	2016
441	NINA PUUKKONEN	2001

KILLS PER SET

No.	Name	Date
5.24	ALEXA GRAY	2015
4.82	RONI JONES-PERRY	2017
4.72	RONI JONES-PERRY	2018
4.49	CHELSEA GOODMAN	2006
4.45	CHELSEA GOODMAN	2007
4.25	CHELSEA GOODMAN	2005
4.24	NINA PUUKKONEN	2001
4.09	JENNIFER HAMSON	2012
4.05	ERICA LOTT	2005
3.97	ALEXA GRAY	2013

TOTAL ATTEMPTS

No.	Name	Date
1,435	ALEXA GRAY	2015
1,379	RONI JONES-PERRY	2017
1,286	TAMBRE HADDOCK	2013
1,276	CHELSEA GOODMAN	2007
1,136	ALEXA GRAY	2013
1,119	CHELSEA GOODMAN	2005
1,111	ERICA LOTT	2005
1,087	MCKENNA MILLER	2016
1,086	JENNIFER HAMSON	2014
1,074	CHRISTIE CARPENTER	2010

HITTING PERCENTAGE (K-E-TA)

No.	Name	Date
.444 (289-49-541)	LINDSY HARTSOCK	2005
.411 (404-96-749)	RACHEL DYER	2007
.389 (245-54-491)	LINDSY HARTSOCK	2006
.380 (275-69-542)	LINDSY HARTSOCK	2004
.372 (350-85-713)	AMY BOSWELL	2016
.365 (292-75-595)	AMY BOSWELL	2015
.363 (230-49-498)	WHITNEY YOUNG HOWARD	2016
.362 (458-92-1,012)	JENNIFER HAMSON	2012
.352 (324-89-667)	STEPHANIE SNOW	2010
.344 (288-86-587)	LEXI BROWN	2004

ASSISTS

No.	Name	Date
1,407	LAUREN RICHARDS EVANS	2004
1,344	LAUREN RICHARDS EVANS	2003
1,316	KARINA PUUKKONEN	2001
1,313	CAMRY GODFREY	2013
1,311	KARINA PUUKKONEN	2002
1,299	LAUREN RICHARDS EVANS	2005
1,251	HEATHER HAINEMANN	2012
1,147	KIANA ROGERS	2010
1,139	LYNDIE HADDOCK	2017
1,129	LYNDIE HADDOCK	2016

SERVICE ACES

No.	Name	Date
56	LAUREN RICHARDS EVANS	2004
50	LAUREN RICHARDS EVANS	2003
41	RONI JONES-PERRY	2017
39	CHELSEA GOODMAN	2007
39	JENNIFER HAMSON	2011
35	AMY BOSWELL	2015
34	LINDSY HARTSOCK	2003
33	JENNIFER HAMSON	2012
32	KIANA ROGERS	2010

DIGS

No.	Name	Date
547	MARY LAKE	2016
533	MARY LAKE	2017
485	CIARA PARKER	2014
481	ANNIE PINEGAR	2007
462	CIARA PARKER	2013
461	CIARA PARKER	2015
456	KENDALYN HARTSOCK	2011
435	LULA CRABBE	2003
411	KENDALYN HARTSOCK	2010
398	CHELSEA GOODMAN	2007

DIGS PER SET

No.	Name	Date
4.71	MARY LAKE	2018
4.68	MARY LAKE	2016
4.52	MARY LAKE	2017
4.26	KENDALYN HARTSOCK	2011
4.08	CIARA PARKER	2015
4.01	CIARA PARKER	2014
3.98	ANNIE PINEGAR	2007
3.98	CIARA PARKER	2013
3.69	LULA CRABBE	2003
3.61	KENDALYN HARTSOCK	2010

TOTAL BLOCKS

No.	Name	Date
229	WHITNEY YOUNG	2014
205	LINDSY HARTSOCK	2004
203	AMY BOSWELL	2014
202	NICOLE WARNER	2012
165	NINA PUUKKONEN	2001
163	JENNIFER HAMSON	2014
162	NICOLE WARNER	2011
161	CARRIE BOWERS	2002
159	RACHEL DYER	2007
159	ASHTON HANSEN HOSFORD	2007

BLOCKS PER SET

No.	Name	Date
1.89	WHITNEY YOUNG	2014
1.86	LINDSY HARTSOCK	2004
1.80	NICOLE WARNER	2012
1.68	AMY BOSWELL	2014
1.59	NINA PUUKKONEN	2001
1.53	WHITNEY YOUNG	2013
1.51	NICOLE WARNER	2011
1.42	ASHTON HANSEN HOSFORD	2007
1.41	AMY BOSWELL	2015

BLOCK ASSISTS

No.	Name	Date
221	WHITNEY YOUNG	2014
196	LINDSY HARTSOCK	2004
189	NICOLE WARNER	2012
182	AMY BOSWELL	2014
158	NICOLE WARNER	2011
155	ASHTON HANSEN HOSFORD	2007
154	JENNIFER HAMSON	2014
154	CARRIE BOWERS	2002
154	NICOLE WARNER	2010
151	RACHEL DYER	2007

SOLO BLOCKS

No.	Name	Date
21	AMY BOSWELL	2014
18	LINDSEY METCALF	2003
17	KATHRYN LECHEMINANT	2012
16	WHITNEY YOUNG HOWARD	2016
15	NINA PUUKKONEN	2001
14	AMY BOSWELL	2016
14	LINDSY HARTSOCK	2003

BYU VOLLEYBALL

BYU INDIVIDUAL CAREER/TEAM MATCH & SEASON RECORDS

INDIVIDUAL CAREER RECORDS (RALLY SCORING)

KILLS

No.	Name	Date
1,848	ALEXA GRAY	2012-15
1,720*	NINA PUUKKONEN	1998-01
1,590	JENNIFER HAMSON	2010-14
1,513	ERICA LOTT	2004-07
1,493	CHELSEA GOODMAN	2004-07

KILLS PER SET

No.	Name	Date
4.03	ALEXA GRAY	2012-15
3.96*	NINA PUUKKONEN	1998-01
3.92	CHELSEA GOODMAN	2004-07

ATTEMPTS

No.	Name	Date
4,473	ALEXA GRAY	2012-15
3,716	JENNIFER HAMSON	2010-14
3,694	ERICA LOTT	2004-07
3,601	CHELSEA GOODMAN	2004-07
3,403*	NINA PUUKKONEN	1998-01

HITTING PERCENTAGE

No.	Name	Date
.349*	NINA PUUKKONEN	1998-01
.345	AMY BOSWELL	2012-16
.331	WHITNEY YOUNG HOWARD	2012-16
.329	KATHRYN LECHEMINANT	2009-13
.326*	SUNNY TONGA-MAHE	1999-01

BLOCK ASSISTS

No.	Name	Date
708*	NINA PUUKKONEN	1998-01
627	NICOLE WARNER	2008-12
589	WHITNEY YOUNG HOWARD	2012-16
555	LINDSY HARTSOCK	2003-06
505	AMY BOSWELL	2012-16

SOLO BLOCKS

No.	Name	Date
105*	NINA PUUKKONEN	1998-01

TOTAL BLOCKS

No.	Name	Date
813*	NINA PUUKKONEN	1998-01
657	NICOLE WARNER	2008-12
629	WHITNEY YOUNG HOWARD	2012-16
595	LINDSY HARTSOCK	2003-06
555	AMY BOSWELL	2012-16

BLOCKS PER SET

No.	Name	Date
1.87*	NINA PUUKKONEN	1998-01
1.46	NICOLE WARNER	2008-12
1.45	WHITNEY YOUNG HOWARD	2012-16
1.43	LINDSY HARTSOCK	2003-06
1.41	AMY BOSWELL	2012-16

ASSISTS

No.	Name	Date
4,056	LAUREN RICHARDS EVANS	2001-03
4,034*	KARINA PUUKKONEN	2000-02
3,135	CAMRY GODFREY WILLARDSON	2013-15
3,127	KIANA ROGERS	2008-10
2,665	LYNDIE HADDOCK-EPPICH	2015-

ASSISTS PER SET

No.	Name	Date
13.19	AMY SCHLAUDER	2005-07
12.29	LAUREN RICHARDS EVANS	2001-05
11.90*	KARINA PUUKKONEN	2000-02

DIGS

No.	Name	Date
1,793	CIARA PARKER	2012-15
1,240	MARY LAKE	2016-
1,122	TIA WITHERS WELLING	2011-14
1,119*	UILA CRABBE	2000-03
1,100	CHELSEA GOODMAN	2004-07

DIGS PER SET

No.	Name	Date
4.61	MARY LAKE	2016-
3.95	KENDALYN HARTSOCK	2010-11
3.89	CIARA PARKER	2012-15
2.97*	UILA CRABBE	2000-03

SERVICE ACES

No.	Name	Date
137	LAUREN RICHARDS EVANS	2001-05
129	JENNIFER HAMSON	2010-14
98	CHELSEA GOODMAN	2004-07
98	ERICA LOTT	2003-07
98	LINDSY HARTSOCK	2002-06

SETS PLAYED

No.	Name	Date
461	CIARA PARKER	2012-15
459	ALEXA GRAY	2012-15
453	TIA WITHERS WELLING	2011-14
452	NICOLE WARNER	2008-12
435	WHITNEY YOUNG HOWARD	2012-16

TEAM SINGLE MATCH (RALLY SCORING)

KILLS

No.	Name	Date
87	vs. CAL POLY	11/23/01
84	at UNLV	11/23/07
84	at WYOMING	10/19/02
83	at SAN DIEGO STATE	9/15/07
82	vs. WYOMING	11/15/02

KILLS (THREE SETS)

No.	Name	Date
66	vs. WYOMING	11/12/05
63	vs. SAINT MARY'S	9/7/07
62	at UNLV	10/18/03
61	vs. UNLV	10/18/03
60	vs. WYOMING	11/13/04

KILLS (FOUR SETS)

No.	Name	Date
80	vs. NEW MEXICO	10/7/06
77	at SAINT LOUIS	9/6/03
76	at PORTLAND	11/12/15
76	at WEBER STATE	10/30/01
75	at AIR FORCE	11/2/02

HITTING PERCENTAGE

No.	Name	Date
.539	vs. SACRAMENTO STATE	9/2/17
.516	vs. GONZAGA	9/22/12
.494	vs. PORTLAND	10/12/17
.489	vs. WEBER STATE	10/5/04
.482	vs. GONZAGA	10/15/15
.460	vs. CAL POLY	8/27/16
.457	vs. NEW MEXICO	9/28/01
.455	vs. SAN FRANCISCO	10/2/14

ASSISTS

No.	Name	Date
77	at WASHINGTON	12/1/07
76	at OKLAHOMA	9/7/13
75	vs. CAL POLY	11/23/01
75	at WEBER STATE	10/30/01

ASSISTS (THREE SETS)

No.	Name	Date
62	at WYOMING	11/12/05
60	vs. SAINT MARY'S	9/7/07
59	at UNLV	9/23/06
58	vs. UTAH	11/9/07
56	at WYOMING	10/8/05

ASSISTS (FOUR SETS)

No.	Name	Date
75	at WEBER STATE	10/30/01
74	vs. NEW MEXICO	10/7/06
74	vs. SAINT LOUIS	9/6/03
72	at PORTLAND	11/12/15
71	at TCU	11/1/07

SERVICE ACES

No.	Name	Date
14	vs. NEW MEXICO STATE	12/4/03
14	vs. OHIO STATE	9/12/03
14	vs. SAINT LOUIS	9/6/03
13	vs. AIR FORCE	10/26/07
13	vs. AIR FORCE	9/15/06
13	vs. AIR FORCE	11/20/03

DIGS

No.	Name	Date
104 (4S)	at PORTLAND	11/12/15
102 (6S)	vs. CAL POLY	11/23/01
101 (6S)	at UNLV	11/23/07
101 (6S)	vs. UC SANTA BARBARA	11/30/06
99 (5S)	vs. UTAH STATE	11/25/03
93 (5S)	vs. SAN DIEGO STATE	11/23/06
92 (5S)	at UNLV	11/5/04

TOTAL BLOCKS

No.	Name	Date
30.5 (6S)	at WYOMING	10/12/06
26.0 (6S)	at UTAH	10/12/07
24.5 (5S)	vs. COLORADO STATE	11/12/04
24.0 (4S)	vs. SAN FRANCISCO	10/2/14
24.0 (5S)	at UNLV	9/28/02
22.0 (4S)	at LOYOLA MARYMOUNT	11/25/14
22.0 (6S)	at LOYOLA MARYMOUNT	10/4/12
21.5 (6S)	at UTAH	9/25/09

TEAM SINGLE SEASON (RS)

KILLS

No.	Year
1,985	2007
1,785	2003
1,784	2004
1,754	2005
1,746	2002
1,744	2008
1,713	2001

HITTING PERCENTAGE

No.	Year
.311	2012
.311	2018
.288	2016
.277	2015
.277	2004
.273	2005
.271	2017
.271	2014
.271	2007

SOLO BLOCKS

No.	Year
76	2003
60	2014
57	2001
55	2004
55	2002
52	2016
49	2015
45	2017

BLOCK ASSISTS

No.	Year
811	2014
660	2002
652	2007
651	2004
642	2013
589	2017
586	2012

TOTAL BLOCKS

No.	Year
465.5	2014
385	2002
365	2007
365	2003
353	2013
339.5	2017
335	2012

SERVICE ACES

No.	Year
208	2003
182	2004
172	2007
152	2016
150	2014
148	2017
147	2015

ASSISTS

No.	Year
1,857	2007
1,615	2004
1,610	2006
1,591	2005
1,583	2003
1,578	2002

DIGS

No.	Year
1,864	2013
1,813	2007
1,729	2003
1,707	2002
1,678	2006
1,656	2010
1,653	2015
1,649	2016

WINS

No.	Year
30	2017
30	2014
29	2016
28	2015
28	2012
25	2006
25	2005

CONSECUTIVE WINS

No.	Year
20	2005
15	2012
13	2017
13	2016
13	2013
12	2014

MOST 3-0 WINS

No.	Year
21	2016
20	2017
20	2014
20	2012
17	2015
17	2006

MOST 3-1 WINS

No.	Year
9	2014
8	2015
8	2011
7	2003
6	2017
6	2005

MOST 3-2 WINS

No.	Year
7	2007
7	2002
6	2005
5	2013
5	2010
5	2006

THE LAST TIME...

BYU WAS RANKED IN THE AVCA COACHES' POLL
No. 1 (9/17/18)

BYU WON A CONFERENCE CHAMPIONSHIP
2017 (T-1, 17-1 WCC)

BYU WON AT HOME
3-0 vs. UTAH (9/13/18)

AN OPPONENT WON AT HOME
1-3 vs. SAN DIEGO (10/27/17)

BYU WON ON THE ROAD
3-0 @ WEBER STATE (9/15/18)

AN OPPONENT WON ON THE ROAD
2-3 @ KENTUCKY (12/8/17)

BYU WON ON A NEUTRAL COURT
3-0 vs. SYRACUSE (9/7/18)

AN OPPONENT WON ON A NEUTRAL COURT
2-3 vs. BAYLOR (9/9/17)

BYU TIED A MATCH
1-1 vs. WASHINGTON STATE (11/27/17)

BYU WON A POSTSEASON MATCH
3-0 vs. OREGON (12/2/17)

BYU LOST A POSTSEASON MATCH
2-3 @ KENTUCKY (12/8/17)

BYU WON A SET OVER 30 POINTS
30-28 vs. USC (9/17/18)

AN OPPONENT WON A SET OVER 30 POINTS
30-32 vs. PEPPERDINE (11/24/15)

BYU WON 5 MATCHES IN A ROW
10 (8/24/18-9/15/18)

BYU LOST 5 MATCHES IN A ROW
8 (9/11/10-10/1/10)

BYU WON 10 MATCHES IN A ROW
10 (8/24/18-9/15/18)

BYU LOST 10 MATCHES IN A ROW
NEVER

BYU WON 10 SETS IN A ROW
10 (8/31/18-9/8/18)

BYU LOST 10 SETS IN A ROW
11 (8/31/02-9/6/02)

BYU WON 20 SETS IN A ROW
23 (11/4/17-12/8/17)

BYU LOST 20 SETS IN A ROW
NEVER

BYU WON A SET BY DOUBLE DIGITS
25-14 vs. UTAH (9/13/18)

AN OPPONENT WON A SET BY DOUBLE DIGITS
15-25 @ HAWAII (9/7/17)

BYU WON A MATCH TRAILING 0-2
3-2 @ LOYOLA MARYMOUNT (10/21/17)

AN OPPONENT WON A MATCH TRAILING 0-2
2-3 vs. BAYLOR (9/9/17)

BYU WON A MATCH TRAILING 1-2
3-2 @ LOYOLA MARYMOUNT (10/21/17)

AN OPPONENT WON A MATCH TRAILING 1-2
2-3 @ KENTUCKY (12/8/17)

BYU WON A MATCH LEADING 2-0
3-0 @ WEBER STATE (9/15/18)

AN OPPONENT WON A MATCH LEADING 2-0
0-3 @ SAN DIEGO (9/30/16)

BYU WON A MATCH LEADING 2-1
3-1 @ MARQUETTE (9/8/18)

AN OPPONENT WON A MATCH LEADING 2-1
2-3 @ KENTUCKY (12/8/17)

BYU BEAT A RANKED OPPONENT
3-0 vs. No. 24 UTAH (9/13/18)

A RANKED OPPONENT BEAT BYU
2-3 @ No. 5 KENTUCKY (12/8/17)

BYU BEAT AN UNRANKED OPPONENT
3-0 @ WEBER STATE (9/15/18)

AN UNRANKED OPPONENT BEAT BYU
2-3 vs. BAYLOR (9/9/17)

BYU WON THE FIRST SET
25-18 @ WEBER STATE (9/15/18)

AN OPPONENT WON THE FIRST SET
23-25 @ MARQUETTE (9/8/18)

BYU WON THE SECOND SET
25-18 @ WEBER STATE (9/15/18)

AN OPPONENT WON THE SECOND SET
17-25 @ KENTUCKY (12/8/17)

BYU WON THE THIRD SET
25-16 @ WEBER STATE (9/15/18)

AN OPPONENT WON THE THIRD SET
21-25 vs. STANFORD (8/31/18)

BYU WON THE FOURTH SET
25-14 @ MARQUETTE (9/8/18)

AN OPPONENT WON THE FOURTH SET
20-25 vs. STANFORD (8/31/18)

BYU WON THE FIFTH SET
15-11 vs. STANFORD (8/31/18)

AN OPPONENT WON THE FIFTH SET
9-15 @ KENTUCKY (12/8/17)

BYU WON 3-0
3-0 @ WEBER STATE (9/15/18)

AN OPPONENT WON 3-0
0-3 @ SAN DIEGO (9/30/16)

BYU WON 3-1
3-1 @ MARQUETTE (9/8/18)

AN OPPONENT WON 3-1
1-3 vs. SAN DIEGO (10/27/17)

BYU WON 3-2
3-2 vs. STANFORD (8/31/18)

AN OPPONENT WON 3-2
2-3 @ KENTUCKY (12/8/17)

BYU SIDED OUT AT 70%
75% vs. UTAH (9/13/18)

AN OPPONENT SIDED OUT AT 70%
70% @ USC (12/13/13)

BYU SIDED OUT AT 75%
75% vs. UTAH (9/13/17)

AN OPPONENT SIDED OUT AT 75%
N/A

BYU SIDED OUT AT 80%
85% vs. SACRAMENTO STATE (9/2/17)

AN OPPONENT SIDED OUT AT 80%
N/A

BYU HAD 40 KILLS
49 @ WEBER STATE (9/15/18)

AN OPPONENT HAD 40 KILLS
49 @ MARQUETTE (9/8/18)

BYU HAD 50 KILLS
65 @ MARQUETTE (9/8/18)

AN OPPONENT HAD 50 KILLS
62 vs. STANFORD (8/31/18)

BYU HAD 60 KILLS
61 @ KENTUCKY (12/8/17)

AN OPPONENT HAD 60 KILLS
62 vs. STANFORD (8/31/18)

BYU HAD 100 ATTEMPTS
143 @ MARQUETTE (9/8/18)

AN OPPONENT HAD 100 ATTEMPTS
134 @ MARQUETTE (9/8/18)

BYU HAD 120 ATTEMPTS
143 @ MARQUETTE (9/8/18)

AN OPPONENT HAD 120 ATTEMPTS
134 @ MARQUETTE (9/8/18)

BYU HAD 140 ATTEMPTS
143 @ MARQUETTE (9/8/18)

AN OPPONENT HAD 140 ATTEMPTS
153 vs. STANFORD (8/31/18)

BYU HIT .300
.386 @ WEBER STATE (9/15/18)

AN OPPONENT HIT .300
.317 @ KENTUCKY (12/8/17)

BYU HIT .400
.427 vs. UTAH (9/13/18)

AN OPPONENT HIT .400
.400 @ USC (12/13/13)

BYU HIT .500
.539 vs. SACRAMENTO STATE (9/2/17)

AN OPPONENT HIT .500
.530 @ PENN STATE (12/8/07)

BYU HAD 40 ASSISTS
48 @ WEBER STATE (9/15/18)

AN OPPONENT HAD 40 ASSISTS
48 @ MARQUETTE (9/8/18)

BYU HAD 50 ASSISTS
63 @ MARQUETTE (9/8/18)

AN OPPONENT HAD 50 ASSISTS
58 vs. STANFORD (8/31/18)

BYU HAD 60 ASSISTS
63 @ MARQUETTE (9/8/18)

AN OPPONENT HAD 60 ASSISTS
73 @ KENTUCKY (12/8/17)

BYU HAD 5 ACES
5 vs. UTAH (9/13/18)

AN OPPONENT HAD 5 ACES
5 @ WEBER STATE (9/15/18)

BYU HAD 8 ACES
9 vs. USC (9/7/18)

AN OPPONENT HAD 8 ACES
11 @ LOYOLA MARYMOUNT (10/21/17)

BYU HAD 11 ACES
12 vs. UMBC (9/6/14)

AN OPPONENT HAD 11 ACES
11 @ LOYOLA MARYMOUNT (10/21/17)

BYU HAD 40 DIGS
56 @ MARQUETTE (9/8/18)

AN OPPONENT HAD 40 DIGS
51 @ MARQUETTE (9/8/18)

BYU HAD 50 DIGS
56 @ MARQUETTE (9/8/18)

AN OPPONENT HAD 50 DIGS
51 @ MARQUETTE (9/8/18)

BYU HAD 60 DIGS
62 @ SAINT MARY'S (10/4/17)

AN OPPONENT HAD 60 DIGS
73 @ KENTUCKY (12/8/17)

BYU HAD 12.0 BLOCKS
13.0 @ MARQUETTE (9/8/18)

AN OPPONENT HAD 12.0 BLOCKS
15.5 vs. STANFORD (8/31/18)

BYU HAD 16.0 BLOCKS
17.0 vs. PEPPERDINE (9/26/17)

AN OPPONENT HAD 16.0 BLOCKS
16.5 @ KENTUCKY (12/8/17)

BYU HAD 20.0 BLOCKS
22.0 @ LOYOLA MARYMOUNT (11/25/14)

AN OPPONENT HAD 20.0 BLOCKS
21.5 vs. SAN DIEGO STATE (11/23/06)

BYU OUT-KILLED ITS OPPONENT
49-27 @ WEBER STATE (9/15/18)

AN OPPONENT OUT-KILLED BYU
62-58 vs. STANFORD (8/31/18)

BYU OUT-ATTEMPTED ITS OPPONENT
143-134 @ MARQUETTE (9/8/18)

AN OPPONENT OUT-ATTEMPTED BYU
90-88 @ WEBER STATE (9/15/18)

BYU OUT-HIT ITS OPPONENT
.386-.089 @ WEBER STATE (9/15/18)

AN OPPONENT OUT-HIT BYU
.317-.213 @ KENTUCKY (12/8/17)

BYU OUT-ASSISTED ITS OPPONENT
48-27 @ WEBER STATE (9/15/18)

AN OPPONENT OUT-ASSISTED BYU
58-57 vs. STANFORD (8/31/18)

BYU OUT-DUG ITS OPPONENT
30-20 @ WEBER STATE (9/15/18)

AN OPPONENT OUT-DUG BYU
59-58 vs. USC (9/7/18)

BYU OUT-BLOCKED ITS OPPONENT
5.0-3.0 vs. UTAH (9/13/18)

AN OPPONENT OUT-BLOCKED BYU
9.0-8.0 @ WEBER STATE (9/15/18)

BYU WON ON MONDAY
3-1 @ GONZAGA (10/17/11)

AN OPPONENT WON ON MONDAY
2-3 vs. ARIZONA (11/20/89)

BYU WON ON TUESDAY
3-0 vs. LOYOLA MARYMOUNT (11/21/17)

AN OPPONENT WON ON TUESDAY
2-3 vs. UTAH STATE (9/14/10)

BYU WON ON WEDNESDAY
3-2 vs. IDAHO STATE (9/9/15)

AN OPPONENT WON ON WEDNESDAY
1-3 @ PEPPERDINE (10/18/00)

BYU WON ON THURSDAY
3-0 vs. UTAH (9/13/18)

AN OPPONENT WON ON THURSDAY
2-3 @ PORTLAND (10/13/16)

BYU WON ON FRIDAY
3-0 vs. SYRACUSE (8/7/18)

AN OPPONENT WON ON FRIDAY
2-3 @ KENTUCKY (12/8/17)

BYU WON ON SATURDAY
3-0 @ WEBER STATE (9/15/18)

AN OPPONENT WON ON SATURDAY
2-3 vs. BAYLOR (9/9/17)

#BYUMVB

NO BYU PLAYER HAD DOUBLE-DIGIT KILLS
3-0 vs. PRINCETON (12/2/16)

NO OPPOSING PLAYERS HAD DOUBLE-DIGIT KILLS
3-0 @ WEBER STATE (9/15/18)

NO BYU PLAYER HIT ABOVE .300 (8 TA)
3-1 vs. PEPPERDINE (9/26/17)

NO OPPOSING PLAYERS HIT ABOVE .300 (8 TA)
3-0 @ WEBER STATE (9/15/18)

THREE BYU PLAYERS HIT ABOVE .300 (8 TA)
3-0 @ WEBER STATE (9/15/18) - GNEITING (.778), ESCHENBERG (.400), MILLER (.455) & JONES-PERRY (.417)

THREE OPPOSING PLAYERS HIT ABOVE .300 (8 TA)
3-0 vs. OREGON (12/2/17) - AGOSTI (.457), STONE (.500) & RASMUSSEN (.385)

NO BYU PLAYER HAD 25 ATTEMPTS
3-0 @ WEBER STATE (9/15/18)

NO OPPOSING PLAYER HAD 25 ATTEMPTS
3-0 vs. WICHITA STATE (9/1/18)

THREE BYU PLAYERS HAD 25 ATTEMPTS
1-3 vs. SAN DIEGO (10/27/17) - BURNETT (.32), JONES-PERRY (.49) & MILLER (.29)

THREE OPPOSING PLAYERS HAD 25 ATTEMPTS
3-0 vs. USC (9/7/18) - BAPTISTA (.31), BOTKIN (.41) & LANIER (.40)

NO BYU PLAYER HAD AN ACE
3-0 vs. PACIFIC (11/7/15)

NO OPPOSING PLAYER HAD AN ACE
3-0 vs. WEST VIRGINIA (8/30/18)

THREE BYU PLAYERS HAD 3 ACES
3-0 vs. UMBC (9/6/14) - ROBISON (.3), YOUNG (.3) & HAMSON (.4)

THREE OPPOSING PLAYERS HAD 3 ACES
3-2 @ SAINT MARY'S (10/4/17) - HUGHES (.3), PARKER (.4) & KNUDSEN (.3)

NO BYU PLAYER HAD 10 DIGS
3-0 vs. SYRACUSE (9/7/18)

NO OPPOSING PLAYER HAD 10 DIGS
3-0 @ WEBER STATE (9/15/18)

THREE BYU PLAYERS HAD 10 DIGS
3-0 vs. USC (9/7/18) - HADDOCK-EPPICH (11), STETLER (10) & LAKE (15)

THREE OPPOSING PLAYERS HAD 10 DIGS
3-0 vs. USC (9/7/18) - LANIER (15), GARRICK (14) & MEYER-WHALLEY (12)

NO BYU PLAYER HAD 5 BLOCKS
3-0 @ WEBER STATE (9/15/18)

NO OPPOSING PLAYER HAD 5 BLOCKS
3-0 vs. UTAH (9/13/18)

THREE BYU PLAYERS HAD 5 BLOCKS
3-1 vs. SAINT MARY'S (11/4/17) - BURNETT (.5), HADDOCK (.7) & REDDING (.9)

THREE OPPOSING PLAYERS HAD 5 BLOCKS
2-3 @ KENTUCKY (12/8/17) - LILLEY (.7), BROWN (.9) & FRANKLIN (.7)

A BYU PLAYER HAD A DOUBLE-DOUBLE
3-0 vs. UTAH (9/13/18) - HADDOCK-EPPICH (31 A, 10 D)

AN OPPOSING PLAYER HAD A DOUBLE-DOUBLE
3-0 vs. USC (9/7/18) - LANIER (13 K, 15 D)

TWO BYU PLAYERS HAD DOUBLE-DOUBLES
3-2 @ UTAH (9/14/17) - ROBINS-HARDY (28 A, 10 D) & LAKE (10 A, 23 D)

TWO OPPOSING PLAYERS HAD DOUBLE-DOUBLES
2-3 @ KENTUCKY (12/8/17) - LILLEY (63 A, 12 D) & EDMOND (21 K, 13 D)

THREE BYU PLAYERS HAD DOUBLE-DIGIT KILLS
3-1 @ DUKE (8/25/18) - MILLER (13), ESCHENBERG (13) & ROBISON (12)

THREE OPPOSING PLAYERS HAD DOUBLE-DIGIT KILLS
3-0 vs. USC (9/7/18) - BAPTISTA (13), BOTKIN (13) & LANIER (13)

TWO BYU PLAYERS HAD DOUBLE-DIGIT ASSISTS
3-2 @ UTAH (9/14/17) - HADDOCK (15), ROBINS-HARDY (28) & LAKE (10)

TWO OPPOSING PLAYERS HAD DOUBLE-DIGIT ASSISTS
3-1 @ MARQUETTE (9/8/18) - SPECKMAN (27) & ROSE (14)

TWO BYU PLAYERS HAD DOUBLE-DIGIT BLOCKS
3-1 @ LOYOLA MARYMOUNT (11/25/14) - YOUNG (14) & HAMSON (11)

TWO OPPOSING PLAYERS HAD DOUBLE-DIGIT BLOCKS
0-3 vs. UTAH (10/17/08) - BAIRD (16) & SANDBERG (11)

A BYU PLAYER HAD 20 KILLS
3-1 @ MARQUETTE (9/8/18) - JONES-PERRY (23)

AN OPPOSING PLAYER HAD 20 KILLS
3-2 vs. STANFORD (8/31/18) - PLUM-MER (21)

A BYU PLAYER HAD 25 KILLS
3-0 vs. USC (9/7/18) - JONES-PERRY (26)

AN OPPOSING PLAYER HAD 25 KILLS
2-3 vs. BAYLOR (9/9/17) - STAIGER (26)

A BYU PLAYER HAD 50 ATTEMPTS
3-1 @ MARQUETTE (9/8/18) - JONES-PERRY (55)

AN OPPOSING PLAYER HAD 50 ATTEMPTS
3-2 vs. STANFORD (8/31/18) - PLUM-MER (51)

A BYU PLAYER HAD 60 ATTEMPTS
2-3 @ KENTUCKY (12/8/17) - JONES-PERRY (63)

AN OPPOSING PLAYER HAD 60 ATTEMPTS
2-3 vs. BAYLOR (9/9/17) - STAIGER (66)

A BYU PLAYER HIT .500 (8 TA)
3-1 @ WEBER STATE (9/15/18) - GNEITING (.778)

AN OPPOSING PLAYER HIT .500 (8 TA)
3-0 vs. UTAH (9/13/18) - KOEBER (.500)

A BYU PLAYER HIT .750 (8 TA)
3-1 @ WEBER STATE (9/15/18) - GNEITING (.778)

AN OPPOSING PLAYER HIT .750 (8 TA)
3-0 vs. SAINT LOUIS (8/25/17) - LEVERENZ (.750)

A BYU PLAYER HAD 50 ASSISTS
3-1 @ WEBER STATE (9/8/18) - HADDOCK-EPPICH (56)</

BYU'S ALL-TIME NCAA TOURNAMENT APPEARANCES

30 YEARS (1981-82-83-84-85-86-87-88-89-90-91-92-93-94-95-96-97-98-99-00-01-03-05-06-07-12-13-14-15-16-17)

YEAR	MATCH	W/L	SCORES
1981	FIRST ROUND (BYE)		
	SOUTHWEST REGIONAL SEMIFINAL (PROVO) vs. UC SANTA BARBARA	L	11-15, 15-13, 15-4, 9-15, 8-15
1982	FIRST ROUND (PROVO) vs. WESTERN MICHIGAN	W	15-10, 15-7, 15-7
	WEST REGIONAL SEMIFINAL (LOS ANGELES) vs. UCLA	L	5-15, 4-15, 16-18
1983	FIRST ROUND (PROVO) vs. ARIZONA STATE	W	15-8, 15-8, 15-12
	WEST REGIONAL SEMIFINAL (SAN DIEGO) vs. STANFORD	L	14-16, 15-4, 12-15, 4-15
1984	FIRST ROUND (PROVO) vs. SAN DIEGO STATE	L	13-15, 9-15, 11-15
1985	FIRST ROUND (PROVO) vs. PROVIDENCE	W	15-3, 15-4, 15-5
	WEST REGIONAL SEMIFINAL (PALO ALTO) vs. ARIZONA	W	12-15, 15-10, 15-6, 8-15, 16-14
	WEST REGIONAL FINAL (PALO ALTO) vs. STANFORD	L	7-15, 15-10, 9-15, 12-15
1986	FIRST ROUND (PROVO) vs. WASHINGTON	W	15-4, 15-8, 15-10
	WEST REGIONAL SEMIFINAL (PROVO) vs. ARIZONA STATE	W	15-10, 15-3, 15-17, 15-12
	WEST REGIONAL FINAL (PROVO) vs. STANFORD	L	12-15, 13-15, 12-15
1987	FIRST ROUND (PROVO) vs. PEPPERDINE	W	15-11, 15-12, 15-6
	WEST REGIONAL SEMIFINAL (PALO ALTO) vs. UCLA	W	17-15, 15-4, 11-15, 15-12
	WEST REGIONAL FINAL (PALO ALTO) vs. STANFORD	L	9-15, 6-15, 15-11, 4-15
1988	FIRST ROUND (PROVO) vs. ARIZONA	W	11-15, 15-9, 15-7, 15-5
	WEST REGIONAL SEMIFINAL (LOS ANGELES) vs. UCLA	L	7-15, 7-15, 13-15
1990	FIRST ROUND (PROVO) vs. SAN DIEGO STATE	L	10-15, 8-15, 15-12, 13-15
1991	FIRST ROUND (PROVO) vs. USC	L	7-15, 6-15, 15-1, 9-15
1992	FIRST ROUND (PROVO) vs. SANTA CLARA	W	15-4, 15-3, 16-14
	WEST REGIONAL SEMIFINAL (LOS ANGELES) vs. USC	W	15-5, 15-5, 13-15, 15-11
	WEST REGIONAL FINAL (LOS ANGELES) vs. UCLA	L	5-15, 8-15, 9-15
1993	FIRST ROUND (BYE)		
	SECOND ROUND (PROVO) vs. WASHINGTON STATE	W	15-6, 15-11, 15-4
	WEST REGIONAL SEMIFINAL (LOS ANGELES) vs. ARIZONA	W	15-8, 11-15, 15-9, 15-8
	WEST REGIONAL FINAL (LOS ANGELES) vs. UCLA	W	16-14, 17-15, 15-11
	NATIONAL SEMIFINAL (MADISON) vs. PENN STATE	L	13-15, 15-6, 14-16, 12-15
1994	FIRST ROUND (BYE)		
	SECOND ROUND (PROVO) vs. ARIZONA	L	15-10, 5-15, 4-15, 10-15
1995	FIRST ROUND (PROVO) vs. HOUSTON	W	15-5, 15-10, 15-8
	SECOND ROUND (EAST LANSING) vs. MICHIGAN STATE	L	7-15, 9-15, 7-15
1996	FIRST ROUND (BYE)		
	SECOND ROUND (PROVO) vs. WASHINGTON	W	15-7, 8-15, 15-8, 15-7
	MOUNTAIN REGIONAL SEMIFINAL (HONOLULU) vs. PACIFIC	W	15-7, 8-15, 15-4, 13-15, 15-13
	MOUNTAIN REGIONAL FINAL (HONOLULU) vs. HAWAII	L	10-15, 6-15, 6-15
1997	FIRST ROUND (BYE)		
	SECOND ROUND (PROVO) vs. MINNESOTA	W	15-8, 15-9, 15-11
	EAST REGIONAL SEMIFINAL (UNIVERSITY PARK) vs. TEXAS A&M	W	15-12, 7-15, 17-15, 13-15, 16-14
	EAST REGIONAL FINAL (UNIVERSITY PARK) vs. PENN STATE	L	0-15, 6-15, 6-15
1998	FIRST ROUND (PROVO) vs. COASTAL CAROLINA	W	15-1, 15-7, 15-3
	SECOND ROUND (PROVO) vs. KANSAS STATE	W	15-6, 15-10, 17-15
	CENTRAL REGIONAL SEMIFINAL (UNIVERSITY PARK) vs. PACIFIC	W	15-7, 15-5, 12-15, 16-14
	CENTRAL REGIONAL FINAL (UNIVERSITY PARK) vs. PENN STATE	L	16-18, 2-15, 10-15
1999	FIRST ROUND (PROVO) vs. PRINCETON	W	15-5, 15-5, 15-5
	SECOND ROUND (PROVO) vs. WISCONSIN	W	6-15, 15-10, 15-4, 15-9
	MIDWEST REGIONAL SEMIFINAL (STOCKTON) vs. FLORIDA	L	12-15, 8-15, 10-15
2000	FIRST ROUND (PROVO) vs. HOFSTRA	W	15-3, 15-10, 15-6
	SECOND ROUND (PROVO) vs. UTAH STATE	W	15-9, 15-10, 15-10
	CENTRAL REGIONAL SEMIFINAL (LINCOLN) vs. ARIZONA	L	6-15, 6-15, 9-15
2001	FIRST ROUND (SALT LAKE CITY) vs. UTAH STATE	L	26-30, 31-29, 23-30, 30-27, 14-16
2003	FIRST ROUND (HONOLULU) vs. NEW MEXICO STATE	W	30-17, 30-17, 30-27
	SECOND ROUND (HONOLULU) vs. HAWAII	L	19-30, 23-30, 22-30
2005	FIRST ROUND (LOS ANGELES) vs. PEPPERDINE	L	24-30, 28-30, 30-24, 28-30
2006	FIRST ROUND (LOS ANGELES) vs. UC SANTA BARBARA	W	27-30, 30-32, 30-27, 30-21, 15-12
	SECOND ROUND (LOS ANGELES) vs. USC	L	25-30, 37-39, 19-30
2007	FIRST ROUND (SEATTLE) vs. OLE MISS	W	30-27, 30-21, 30-24
	SECOND ROUND (SEATTLE) vs. WASHINGTON	W	30-28, 28-30, 25-30, 30-22, 15-13
	REGIONAL SEMIFINAL (UNIVERSITY PARK) vs. MIDDLE TENNESSEE ST.	W	30-28, 30-22, 34-32
	REGIONAL FINAL (UNIVERSITY PARK) vs. PENN STATE	L	23-30, 15-30, 18-30
2012	FIRST ROUND (PROVO) vs. NEW MEXICO STATE	W	25-8, 25-17, 25-14
	SECOND ROUND (PROVO) vs. OKLAHOMA	W	25-17, 25-21, 25-18
	OMAHA REGION SEMIFINAL (OMAHA) vs. OREGON	L	23-25, 21-25, 25-22, 12-25
2013	FIRST ROUND (HONOLULU) vs. ARIZONA STATE	W	21-25, 25-22, 25-17, 24-26, 15-10
	SECOND ROUND (HONOLULU) vs. HAWAII	W	25-21, 25-17, 25-13
	LOS ANGELES REGION SEMIFINAL (LOS ANGELES) vs. USC	L	30-32, 13-25, 25-21, 16-25
2014	FIRST ROUND (TUCSON) vs. SETON HALL	W	25-16, 25-18, 25-17
	SECOND ROUND (TUCSON) vs. ARIZONA	W	22-25, 25-20, 25-23, 25-23
	SEATTLE REGION SEMIFINAL (SEATTLE) vs. FLORIDA STATE	W	25-20, 25-19, 19-25, 26-24
	SEATTLE REGION FINAL (SEATTLE) vs. NEBRASKA	W	25-21, 25-20, 25-21
	NATIONAL SEMIFINAL (OKLAHOMA CITY) vs. TEXAS	W	25-23, 25-16, 17-25, 26-24
	NATIONAL FINAL (OKLAHOMA CITY) vs. PENN STATE	L	21-25, 24-26, 14-25
2015	FIRST ROUND (PROVO) vs. OHIO	W	19-25, 25-23, 25-17, 26-24
	SECOND ROUND (PROVO) vs. WESTERN KENTUCKY	W	25-23, 25-17, 25-20
	LEXINGTON REGION SEMIFINAL (LEXINGTON) vs. NEBRASKA	L	24-26, 17-25, 23-25
2016	FIRST ROUND (PROVO) vs. PRINCETON	W	25-22, 25-15, 25-23
	SECOND ROUND (PROVO) vs. UNLV	W	25-23, 25-21, 25-12
	TEXAS REGION SEMIFINAL (AUSTIN) vs. TEXAS	L	23-25, 14-25, 26-24, 25-22, 14-16
2017	FIRST ROUND (PROVO) vs. AMERICAN	W	25-11, 25-17, 25-16
	SECOND ROUND (PROVO) vs. OREGON	W	25-20, 25-21, 25-19
	KENTUCKY REGION SEMIFINAL (LEXINGTON) vs. KENTUCKY	L	25-20, 17-25, 25-22, 18-25, 9-15

BYU NCAA TOURNAMENT RECORD BY ROUND

FIRST ROUND	REGIONAL FINALS	OVERALL NCAA RECORD
20-5	2-8	46-30
SECOND ROUND	CHAMPIONSHIP SEMIS	TOP NATIONAL FINISHES
13-4	1-1	2014 (NCAA) - RUNNERS-UP
REGIONAL SEMIFINALS	CHAMPIONSHIP FINALS	1972 (AIAW) - RUNNERS-UP
10-11	0-1	

BYU'S NCAA ALL-TOURNAMENT PLAYERS

MARY LAKE
2016 AUSTIN REGIONAL
AMY BOSWELL
2014 SEATTLE REGIONAL
ALEXA GRAY
2015 LEXINGTON REGIONAL
2014 CHAMPIONSHIPS
2014 SEATTLE REGIONAL
2013 LOS ANGELES REGIONAL
JENNIFER HAMSON
2014 CHAMPIONSHIPS
2014 SEATTLE REGIONAL (MVP)
2012 OMAHA REGIONAL
CHELSEA GOODMAN
2007 REGIONAL
RACHEL DYER
2007 REGIONAL
AMY SCHLAUDER
2007 REGIONAL
NINA PUUKKONEN
1998 CENTRAL REGIONAL
KORIE ROGERS
1998 CENTRAL REGIONAL
1997 EAST REGIONAL
AMY STEELE GANT
1997 EAST REGIONAL
1996 MOUNTAIN REGIONAL
TUMUA MATU'U
1993 WEST REGIONAL
CHARLENE JOHNSON
1993 CHAMPIONSHIPS
1993 WEST REGIONAL
1992 WEST REGIONAL
DYLAN DUNCAN
1988 WEST REGIONAL
1987 WEST REGIONAL
1986 WEST REGIONAL
MARILISA SALMI
1987 WEST REGIONAL
1986 WEST REGIONAL
SARI VIRTANEN
1986 WEST REGIONAL
JILL SANDERS PLUMB
1987 WEST REGIONAL
1985 WEST REGIONAL
RAELYN HOGLUND
1983 WEST REGIONAL
LISA MOTES CONNOLLY
1981 SOUTHWEST REGIONAL

ALL-TIME NCAA TOURNAMENT APPEARANCES

Ranking	Appearances	School
No. 1	37	PENN STATE
No. 1	37	STANFORD
No. 3	36	HAWAII
No. 3	36	NEBRASKA
No. 5	35	USC
No. 5	35	UCLA
No. 7	34	TEXAS
No. 8	30	BYU

DIVISION I WINNINGEST TEAMS (through 2017)

ALL-TIME BY PERCENTAGE

No.	Team	1st Year	Years	Won	Lost	Tied	Pct.
1	PENN STATE	1979	39	1,246	198	0	.863
2	HAWAII	1975	43	1,222	212	1	.852
3	NEBRASKA	1975	43	1,308	238	12	.846
4	FLORIDA	1984	34	980	196	0	.833
5	STANFORD	1976	42	1,117	255	4	.814
6	BYU	1969	48	1,250	354	5	.779

ALL-TIME BY VICTORIES

No.	Team	1st Year	Years	Won	Lost	Tied	Pct.
1	NEBRASKA	1975	43	1,308	238	12	.846
2	UCLA	1970	48	1,291	377	0	.774
T-3	BYU	1969	49	1,250	354	5	.779
T-3	MISSOURI STATE	1972	46	1,250	494	21	.717
5	PENN STATE	1979	39	1,246	198	0	.863
6	HAWAII	1975	43	1,222	212	1	.852

LAST FIVE YEARS BY PERCENTAGE

No.	Team	Won	Lost	Pct.
1	TEXAS	139	16	.887
2	PENN STATE	155	23	.871
3	WASHINGTON	147	22	.870
4	FLORIDA	138	21	.868
5	WESTERN KENTUCKY	150	23	.867
T-6	BYU	141	23	.860
T-6	COLORADO STATE	135	22	.860

LAST FIVE YEARS BY WINS

No.	Team	Won	Lost	Pct.
1	PENN STATE	155	23	.871
2	WESTERN KENTUCKY	150	23	.867
3	WASHINGTON	147	22	.870
4	NEBRASKA	144	28	.837
T-5	BYU	141	23	.860
T-5	AMERICAN	141	33	.810

ALL-TIME FINAL AVCA RANKINGS

1982	No. 13	1991	No. 9	2000	No. 13	2009	N/A
1983	No. 8	1992	No. 8	2001	No. 22	2010	N/A
1984	No. 15	1993	No. 4	2002	N/A	2011	N/A
1985	No. 14	1994	No. 8	2003	N/A	2012	No. 12
1986	No. 1	1995	No. 23	2004	N/A	2013	No. 13
1987	No. 4	1996	No. 8	2005	N/A	2014	No. 3
1988	No. 12	1997	No. 7	2006	No. 20	2015	No. 11
1989	N/A	1998	No. 6	2007	No. 12	2016	No. 8
1990	No. 12	1999	No. 13	2008	N/A	2017	No. 9

BYU'S ALL-TIME CONFERENCE FINISHES

1969	14-0 (1st)	1982	10-0 (1st)	1995	11-3 (2nd)	2008	7-9 (6th)
1970	8-0 (1st)	1983	9-1 (1st)	1996	15-1 (1st)	2009	9-7 (5th)
1971	8-0 (1st)	1984	9-3 (F-2nd)	1997	13-1 (1st)	2010	9-7 (4th)
1972	8-0 (1st)	1985	10-2 (2nd)	1998	13-1 (F-1st)	2011	10-6 (F-3rd)
1973	8-0 (1st)	1986	12-0 (1st)	1999	13-1 (1st)	2012	13-3 (F-1st)
1974	11-1 (1st)	1987	11-1 (1st)	2000	13-6 (2nd)	2013	15-3 (2nd)
1975	13-0 (1st)	1988	9-3 (F-2nd)	2001	10-4 (3rd)	2014	16-2 (1st)
1976	12-0 (1st)	1989	10-2 (F-2nd)	2002	7-7 (4th)	2015	16-2 (1st)
1977	12-0 (1st)	1990	9-1 (1st)	2003	10-4 (3rd)	2016	16-2 (1st)
1978	9-3 (3rd)	1991	10-2 (2nd)	2004	9-5 (3rd)	2017	17-1 (F-1st)
1979	8-2 (2nd)	1992	14-0 (1st)	2005	14-2 (1st)		
1980	8-2 (2nd)	1993	14-0 (1st)	2006	13-3 (2nd)		
1981	10-0 (1st)	1994	13-1 (1st)	2007	18-4 (F-2nd)		

BYU IN THE NCAA RECORD BOOK (through 2016)

INDIVIDUAL SINGLE-SEASON RECORDS

Category - Total	Ranking	Player	Sets	Season
ASSISTS - 2,026	No. 1	TAMI HAMILTON	157	1984
KILLS PER SET - 5.24 (582)	No. 17	ALEXA GRAY	111	2015
HITTING % - .444	No. 13	LINDSY HARTSOCK	107	2005
TOTAL BLOCKS (30-P) - 205	No. 11	LINDSY HARTSOCK	110	2004
TOTAL BLOCKS (25-P) - 229	No. 1	WHITNEY YOUNG	121	2014
TOTAL BLOCKS (25-P) - 203	No. 7	AMY BOSWELL	121	2014
TOTAL BLOCKS (25-P) - 202	No. 8	NICOLE WARNER	112	2012
BLOCKS PER SET (30-P) - 1.86	No. 10	LINDSY HARTSOCK	110	2004
BLOCKS PER SET (25-P) - 1.89	No. 1	WHITNEY YOUNG	121	2014
BLOCKS PER SET (25-P) - 1.80	No. 4	NICOLE WARNER	112	2012
BLOCKS PER SET (25-P) - 1.68	No. 9	AMY BOSWELL	121	2014

INDIVIDUAL CAREER RECORDS

Category - Total	Ranking	Player	Sets	Seasons
ASSISTS - 5,975	No. 25	ANNA-LENA SMITH	461	1996-99
ACES PER SET - .675	No. 20	SARI VIRTANEN	283	1985-86
MATCHES PLAYED - 162	No. 7	DYLANN DUNCAN		1985-88

ANNUAL INDIVIDUAL CHAMPIONS

Category - Total	Player	Sets	Season
BLOCKS PER SET - 2.17	NINA PUIKKONEN	107	1998
BLOCKS PER SET - 1.89	WHITNEY YOUNG	121	2014

TEAM SINGLE-SEASON RECORDS

Category - Total	Ranking	Sets	Season
KILLS - 2,451	No. 9	157	1984
KILLS - 2,397	No. 12	156	1985
KILLS - 2,332	No. 17	148	1986
HITTING % (25-P) - .311	No. 18	112	2012
ASSISTS - 2,225	No. 5	157	1984
TOTAL BLOCKS (25-P) - 465.5	No. 1	121	2014
BLOCKS PER SET (25-P) - 3.85	No. 1	121	2014

TEAM SINGLE-MATCH RECORDS

Category - Total	Ranking	Match	Date
KILLS, THREE-SETS - 83	No. 14	BYU vs. STANFORD	12/12/86
ATTACKS, THREE-SETS - 212	No. 8	BYU vs. UTAH	11/6/91
HITTING %, FOUR-SETS - .456	No. 14	BYU vs. TOLEDO	9/4/99
HITTING %, FOUR-SETS - .455	No. 15	BYU vs. SAN FRANCISCO	10/2/14
ASSISTS, THREE-SETS - 79	No. 10	BYU vs. STANFORD	12/12/86
DIGS, THREE-SETS - 130	No. 2	BYU vs. UTAH	11/6/91

ANNUAL TEAM CHAMPIONS

Category - Total	Sets	Season
BLOCKS PER SET - 3.85	121	2014

MISCELLANEOUS

Category - Total	Match	Date	Ranking
POINTS SCORED, FIVE-SETS - 86	HAWAII vs. BYU	11/28/98	No. 2
LONGEST MATCH - 3:38	HAWAII vs. BYU	11/28/98	No. 1
POINTS SCORED, SINGLE SET - 24	HAWAII vs. BYU	11/28/98	No. 6

Category - Total	Seasons	Ranking
CONSECUTIVE WINNING SEASONS - 21	1981-01	No. 13
CONSECUTIVE NON-LOSING SEASONS - 21	1981-01	No. 16

Volleyball Box Score
The Automated ScoreBook
Utah Valley vs #8 BYU (Aug 18, 2018 at Provo, Utah)

#	Utah Valley	S	Attack				Ast	Serve			Dig	Block				Pts
			K	E	TA	Pct		SA	SE	RE		BS	BA	BE	BH	
7	Wardle, Madi	2	0	0	0	.000	8	1	3	0	7	0	0	0	0	1.0
8	Jarema, Makaila	3	4	1	11	.273	0	0	0	0	1	0	6	0	0	7.0
9	Tarawhiti, Kazna	3	7	7	35	.000	1	0	0	0	7	0	0	0	0	7.0
12	Niutupuihaha, Jasmin	3	2	3	7	-.143	0	0	0	0	0	0	2	0	0	3.0
16	Allred, Kristen	3	9	4	25	.200	0	0	2	0	6	0	2	0	0	10.0
18	Downs, Kaili	3	6	3	18	.167	0	0	0	0	1	1	4	0	0	9.0
2	Vincent, Abbie	3	0	0	0	.000	0	1	0	1	6	0	0	0	0	1.0
4	Ward, Brynnly	1	0	0	0	.000	0	0	1	0	0	0	0	0	0	0.0
6	Merrill, Seren	3	0	1	1	-1.000	0	0	0	0	6	0	0	0	0	1.0
13	Funk Stratton, Jaysa	2	0	0	0	.000	7	0	0	0	4	0	0	0	0	0.0
14	Mortensen, BriAnne	2	0	0	0	.000	8	0	0	0	3	0	0	0	0	0.0
15	Davies, Alexis	3	0	0	8	.000	0	0	0	0	4	0	2	2	0	1.0
Totals		3	28	19	105	.086	24	2	6	1	45	1	16	2	1	39.0

Team Attack By Set TOTAL TEAM BLOCKS: 9.0

Set	K	E	TA	Pct	Sideout	Pct
1	12	7	41	.122	13-26	50%
2	8	6	32	.062	14-25	56%
3	8	6	32	.062	11-24	45%
					38-75	50%

SET SCORES 1 2 3
Utah Valley (0) 25 22 20
BYU (3) 27 25 25

#	BYU	S	Attack				Ast	Serve			Dig	Block				Pts
			K	E	TA	Pct		SA	SE	RE		BS	BA	BE	BH	
2	GNETTING, Heather	3	7	5	22	.091	1	0	2	0	3	2	3	1	0	10.5
6	HADDOCK-EPPICH, Lynd	3	2	1	5	.200	43	1	1	0	5	0	2	0	0	4.0
12	JONES-PERRY, Roni	3	20	8	42	.286	0	0	1	1	6	0	1	1	0	20.5
14	MILLER, McKenna	3	8	8	21	.000	0	0	2	0	2	0	1	0	0	8.5
20	LYMAN, Riley	3	0	1	1	-1.000	0	0	0	0	5	0	0	0	0	0.0
24	ESCHENBERG, Kennedy	2	1	1	7	.000	0	0	0	0	0	2	0	0	0	2.0
3	ROBINSON, Madi	2	5	3	17	.118	0	0	0	0	1	0	1	0	0	5.5
9	MARTINDALE, Sydnie	3	0	0	0	.000	1	0	0	0	4	0	0	0	1	0.0
11	HADDOCK, Lacy	2	4	0	11	.364	0	0	1	0	4	0	1	0	0	4.5
13	STETLER, Danelle	3	1	0	2	.500	1	0	0	1	5	0	0	0	0	1.0
15	MOEAT, Kiani	1	0	0	0	.000	0	0	1	0	1	0	0	0	0	0.0
16	STAPLETON, Allison	1	1	1	2	.000	0	0	0	0	0	1	0	0	0	1.5
18	LAKE, Mary	3	0	0	0	.000	1	0	0	0	15	0	0	0	0	0.0
Totals		3	49	28	130	.162	47	1	8	2	51	2	12	2	1	58.0

Team Attack By Set TOTAL TEAM BLOCKS: 8.0

Set	K	E	TA	Pct	Sideout	Pct
1	17	11	47	.128	14-26	53%
2	17	8	42	.214	14-22	63%
3	15	9	41	.146	12-21	57%
					40-69	57%

Site: Provo, Utah (Smith Fieldhouse)
Date: Aug 18, 2018 Attend: Time:
Referees:
Tie scores 1 2 3 Total
12 7 3 22
Lead change 6 1 3 10

Volleyball Box Score
The Automated ScoreBook
#8 BYU vs Duke (Aug 22, 2018 at Durham, N.C.)

#	BYU	S	Attack				Ast	Serve			Dig	Block				Pts
			K	E	TA	Pct		SA	SE	RE		BS	BA	BE	BH	
2	GNETTING, Heather	3	11	2	23	.391	0	0	1	0	1	0	3	0	0	12.5
6	HADDOCK-EPPICH, Lynd	3	3	0	6	.500	38	0	1	0	5	0	3	1	1	4.5
11	HADDOCK, Lacy	3	3	1	14	.143	0	1	0	0	6	0	3	0	0	4.5
12	JONES-PERRY, Roni	3	8	8	32	.000	0	0	1	3	5	0	1	0	0	9.5
14	MILLER, McKenna	3	14	1	29	.448	0	0	1	0	1	0	0	0	0	14.0
24	ESCHENBERG, Kennedy	3	6	0	10	.600	0	0	0	0	0	0	4	0	0	8.0
9	LEWIS-BUSHMAN, Emily	1	0	0	1	.000	0	0	0	0	0	0	0	0	0	0.0
5	MARTINDALE, Sydnie	3	0	0	0	.000	1	0	0	0	5	0	0	0	0	0.0
18	LAKE, Mary	3	0	0	0	.000	3	0	0	0	24	0	0	0	0	1.0
20	LYMAN, Riley	3	0	0	0	.000	0	0	0	0	1	0	0	0	0	0.0
Totals		3	45	12	115	.287	42	1	4	3	48	0	14	1	2	53.0

Team Attack By Set TOTAL TEAM BLOCKS: 7.0

Set	K	E	TA	Pct	Sideout	Pct
1	16	5	43	.256	13-23	56%
2	15	3	37	.324	12-19	63%
3	14	4	35	.286	12-17	70%
					37-59	62%

SET SCORES 1 2 3 Team Records:
BYU (3) 25 25 25 1-0
Duke (0) 22 19 16 0-1

#	Duke	S	Attack				Ast	Serve			Dig	Block				Pts
			K	E	TA	Pct		SA	SE	RE		BS	BA	BE	BH	
4	Lily Cooper	3	0	1	6	-.167	0	0	0	0	0	0	1	0	0	0.5
7	Leah Meyer	3	7	1	12	.500	1	1	2	0	2	1	1	1	0	9.5
8	Ade Owokoniran	3	12	7	31	.161	0	0	0	0	0	0	0	0	0	12.0
11	Payton Schwartz	3	6	4	22	.091	0	0	1	1	12	0	0	0	0	6.0
16	Andie Shelton	3	4	3	17	.059	15	2	3	0	10	0	1	0	0	6.5
17	Samantha Amos	1	1	2	8	-.125	0	0	0	0	0	0	1	1	0	1.5
1	Kelli Kalinoski	3	0	0	0	.000	1	0	0	0	11	0	0	0	0	0.0
2	Jessi Bartholomew	3	5	2	14	.214	0	0	0	0	1	0	0	0	0	5.0
5	Mackenzie Cole	3	0	0	0	.000	1	0	0	0	10	0	0	0	0	0.0
9	Haley Seyfarth	3	0	0	0	.000	18	0	1	0	1	0	0	0	0	0.0
12	Summer Brown	2	1	1	3	.000	0	0	0	0	0	0	0	0	0	1.0
Totals		3	36	21	113	.133	36	3	7	1	47	1	4	2	0	42.0

Team Attack By Set TOTAL TEAM BLOCKS: 3.0

Set	K	E	TA	Pct	Sideout	Pct
1	14	7	40	.175	12-24	50%
2	13	8	40	.125	12-25	47%
3	9	6	33	.091	11-24	45%
					35-73	47%

Site: Durham, N.C. (Cameron)
Date: Aug 22, 2018 Attend: 2159 Time: 1:29
Referees:
Tie scores 1 2 3 Total
3 8 5 16
Lead change 2 3 2 7

Volleyball Box Score
The Automated ScoreBook
#8 BYU vs Duke (Aug 25, 2018 at Durham, N.C.)

#	BYU	S	Attack				Ast	Serve			Dig	Block				Pts
			K	E	TA	Pct		SA	SE	RE		BS	BA	BE	BH	
2	GNETTING, Heather	4	5	5	15	.000	0	1	2	0	0	0	2	0	0	7.0
6	HADDOCK-EPPICH, Lynd	4	1	1	3	.000	46	0	1	0	8	0	2	0	0	2.0
11	HADDOCK, Lacy	2	2	1	9	.111	0	0	0	0	1	0	0	0	0	2.0
12	JONES-PERRY, Roni	2	3	6	17	-.176	0	1	0	0	2	0	1	1	0	4.5
14	MILLER, McKenna	4	13	6	34	.206	0	1	0	0	4	0	0	1	0	14.0
24	ESCHENBERG, Kennedy	4	13	1	23	.522	0	0	0	0	1	0	5	0	0	15.5
3	ROBINSON, Madi	4	12	0	19	.632	0	0	0	0	3	0	2	0	0	13.0
9	MARTINDALE, Sydnie	4	0	0	0	.000	0	0	0	1	6	0	0	0	0	0.0
13	STETLER, Danelle	4	8	2	16	.375	0	0	0	0	5	0	2	0	0	9.0
15	MOEAT, Kiani	2	0	1	1	-1.000	6	0	0	0	0	0	0	0	0	0.0
16	STAPLETON, Allison	1	0	0	0	.000	0	0	0	0	0	0	0	0	0	0.0
18	LAKE, Mary	4	0	0	0	.000	4	0	1	1	19	0	0	0	0	0.0
20	LYMAN, Riley	4	0	0	0	.000	0	0	0	1	4	0	0	0	0	0.0
Team										1						
Totals		4	57	23	137	.248	56	3	4	4	53	0	14	4	0	67.0

Team Attack By Set TOTAL TEAM BLOCKS: 7.0

Set	K	E	TA	Pct	Sideout	Pct
1	12	11	38	.026	11-24	45%
2	13	3	32	.312	13-20	64%
3	15	4				

Volleyball Box Score
The Automated ScoreBook
#1 Stanford vs #9 BYU (Aug 31, 2018 at Provo, Utah)

#	Stanford	S	K	Attack			Pct	Ast	Serve			Block				Pts
				E	TA	Pct			SA	SE	RE	Dig	BS	BA	BE	
1	Gray, Jenna	5	1	1	7	.000	53	0	0	0	6	1	3	1	0	3.5
2	Plummer, Kathryn	5	21	12	51	.176	1	1	2	1	4	0	4	0	0	24.0
3	Campbell, Holly	5	7	5	18	.111	1	0	0	0	1	0	6	1	0	10.0
4	McClure, Meghan	5	12	6	34	.176	0	1	2	2	12	0	4	0	0	15.0
6	Alade, Tami	5	8	4	17	.235	0	0	0	0	0	0	8	1	0	12.0
11	Formico, Kate	5	0	0	0	.000	1	0	4	1	7	0	0	0	0	0.0
9	Hentz, Morgan	5	0	0	0	.000	2	0	1	1	14	0	0	0	0	0.0
12	Fitzmorris, Audriana	5	13	3	26	.385	0	0	0	0	1	0	4	2	0	15.0
21	Wilson, Sidney	5	0	0	0	.000	0	3	2	0	0	0	0	0	0	3.0
Totals		5	62	31	153	.203	58	5	11	5	45	1	29	5	0	82.5

Team Attack By Set

Set	K	E	TA	Pct	Sideout	Pct
1	13	7	33	.182	14-24	58%
2	14	8	39	.154	14-25	56%
3	10	7	28	.107	13-21	61%
4	17	4	33	.394	15-21	71%
5	8	5	20	.150	8-14	57%
64-105						60%

SET SCORES
Stanford (2) 1 2 3 4 5
BYU (3) 22 20 25 25 11 2-1
25 25 21 20 15 4-0

Team Records:
Stanford (2) 11 2-1
BYU (3) 4-0

TOTAL TEAM BLOCKS: 15.5

#	BYU	S	K	Attack			Pct	Ast	Serve			Block				Pts
				E	TA	Pct			SA	SE	RE	Dig	BS	BA	BE	
2	GNETTING, Heather	5	9	5	24	.167	0	0	2	0	0	0	10	0	0	14.0
6	HADDOCK-EPPICH, Lynd	5	2	0	3	.667	48	0	0	0	7	0	5	0	1	4.5
9	MARTINDALE, Sydnie	5	0	0	0	.000	0	2	0	0	5	0	0	0	0	2.0
12	JONES-PERRY, Roni	5	20	5	44	.341	1	2	3	1	10	1	4	0	0	25.0
14	MILLER, McKenna	5	15	9	39	.154	0	1	3	0	2	0	2	0	0	17.0
24	ESCHENBERG, Kennedy	5	7	2	13	.385	1	0	0	0	0	0	3	0	0	8.5
3	ROBINSON, Madi	2	2	2	6	.000	2	0	0	0	1	0	2	0	0	3.0
11	HADDOCK, Lacy	4	3	2	11	.091	0	0	0	0	0	0	0	0	0	3.0
13	STETLER, Danelle	5	0	0	1	.000	1	0	0	3	2	0	0	0	0	0.0
15	MOEA'I, Kiani	2	0	0	0	.000	0	0	1	0	1	0	0	0	0	0.0
18	LAKE, Mary	5	0	0	0	.000	4	0	0	1	18	0	0	0	0	0.0
Totals		5	58	25	141	.234	57	5	9	5	46	1	26	0	1	77.0

Team Attack By Set

Set	K	E	TA	Pct	Sideout	Pct
1	13	6	30	.233	15-23	65%
2	12	3	29	.310	14-20	69%
3	13	7	32	.188	13-25	51%
4	12	7	32	.156	14-24	58%
5	8	2	18	.333	9-12	75%
65-104						62%

SET SCORES
Stanford (2) 1 2 3 4 5
BYU (3) 22 20 25 25 11 2-1
25 25 21 20 15 4-0

Team Records:
Stanford (2) 11 2-1
BYU (3) 4-0

TOTAL TEAM BLOCKS: 14.0

Site: Provo, Utah (Smith Fieldhouse)
Date: Aug 31, 2018 Attend: 3389 Time: 2h 26m
Referees: Patsy Malta, Mike Farrish
Line judges: Amy Swenson, NM, RM, SB, MA, JA

Tie scores 4 0 8 9 8 29
Lead change 0 0 4 6 5 15

Volleyball Box Score
The Automated ScoreBook
Wichita State vs #9 BYU (Sep 01, 2018 at Provo, Utah)

#	Wichita State	S	K	Attack			Pct	Ast	Serve			Block				Pts
				E	TA	Pct			SA	SE	RE	Dig	BS	BA	BE	
4	KAULING, Kora	1	0	0	0	.000	1	0	1	0	0	0	0	0	0	0.0
5	PUGH, Abby	3	3	1	9	.222	0	0	0	0	0	0	0	0	1	3.0
6	WRIGHT, Emma	2	3	0	9	.333	0	0	0	0	0	0	0	0	0	5.0
9	KOON, Alex	3	4	3	13	.077	0	0	1	3	2	0	2	0	0	5.0
10	BROWN, Tabitha	3	8	5	23	.130	0	2	1	1	3	0	0	0	0	10.0
21	TAFLINGER, Megan	3	3	2	10	.100	0	0	1	0	2	0	2	0	0	4.0
1	ROBERTS, Jordan	3	1	0	1	1.000	6	1	3	1	7	0	0	0	0	2.0
7	BURKEN, Grace	3	4	2	14	.143	0	0	0	0	0	0	0	0	0	4.0
8	EAKEN, Kall	3	1	0	2	.500	13	0	0	0	2	0	0	0	0	1.0
12	STIAWALT, Regan	1	1	4	7	-.429	0	0	0	0	1	0	0	0	0	1.0
16	BOWN, Kara	1	0	0	0	.000	0	0	0	0	0	0	0	0	0	0.0
19	CIVITA, Giorgia	3	0	0	0	.000	6	0	0	2	5	0	0	0	0	0.0
Totals		3	28	17	88	.125	26	3	7	7	22	0	8	2	0	35.0

Team Attack By Set

Set	K	E	TA	Pct	Sideout	Pct
1	7	6	28	.036	11-24	45%
2	7	9	28	-.071	9-25	36%
3	14	2	32	.375	13-24	54%
33-73						45%

SET SCORES
Wichita State (0) 1 2 3
BYU (3) 25 25 25 5-0

Team Records:
Wichita State (0) 16 12 20 4-2
BYU (3) 25 25 25 5-0

TOTAL TEAM BLOCKS: 4.0

#	BYU	S	K	Attack			Pct	Ast	Serve			Block				Pts
				E	TA	Pct			SA	SE	RE	Dig	BS	BA	BE	
2	GNETTING, Heather	3	3	1	7	.286	1	0	1	0	0	0	4	1	0	5.0
6	HADDOCK-EPPICH, Lynd	3	2	0	2	1.000	29	1	0	0	12	0	2	0	0	4.0
9	MARTINDALE, Sydnie	3	0	0	0	.000	1	2	1	1	1	0	0	0	0	2.0
12	JONES-PERRY, Roni	3	16	1	22	.682	1	1	3	0	8	0	2	0	0	18.0
13	STETLER, Danelle	2	0	0	0	.000	1	0	1	1	1	0	0	0	0	0.0
24	ESCHENBERG, Kennedy	3	4	1	9	.333	1	0	0	0	0	4	1	0	0	6.0
1	BALLARD, Taylen	1	1	0	2	.500	0	0	0	0	0	0	0	0	0	1.0
3	ROBINSON, Madi	3	5	1	8	.500	0	0	0	0	1	0	2	0	0	6.0
8	TAUSINGA, Taylor	1	0	0	0	.000	1	0	0	0	0	0	0	0	0	0.0
14	MILLER, McKenna	3	12	6	33	.182	0	2	1	1	1	0	2	0	0	15.0
15	MOEA'I, Kiani	3	0	0	0	.000	0	0	0	0	1	0	0	0	0	0.0
18	LAKE, Mary	3	0	0	0	.000	7	1	0	0	13	0	0	0	0	1.0
20	LYMAN, Riley	1	0	0	0	.000	0	0	0	0	0	0	0	0	0	0.0
Totals		3	43	10	83	.398	42	7	6	3	38	0	16	2	0	58.0

Team Attack By Set

Set	K	E	TA	Pct	Sideout	Pct
1	15	5	30	.333	12-17	70%
2	11	2	23	.391	9-12	75%
3	17	3	30	.467	14-21	66%
35-50						69%

SET SCORES
Wichita State (0) 16 12 20 4-2
BYU (3) 25 25 25 5-0

Team Records:
Wichita State (0) 16 12 20 4-2
BYU (3) 25 25 25 5-0

TOTAL TEAM BLOCKS: 8.0

Site: Provo, Utah (Smith Fieldhouse)
Date: Sep 01, 2018 Attend: 2231 Time: 1h 18m
Referees: Patsy Malta, Mike Farrish
Line judges: Alyssa Kekauoha, NM, RM, SB, HA, DL

Tie scores 2 3 10 15
Lead change 0 1 4 5

Volleyball Box Score
The Automated ScoreBook
#3 BYU vs #10 USC (Sep 07, 2018 at Milwaukee, Wis.)

#	BYU	S	K	Attack			Pct	Ast	Serve			Block				Pts
				E	TA	Pct			SA	SE	RE	Dig	BS	BA	BE	
6	HADDOCK-EPPICH, Lynd	3	4	0	7	.571	34	1	0	0	11	0	3	0	1	6.5
9	MARTINDALE, Sydnie	3	0	0	1	.000	2	0	1	0	2	0	0	0	0	0.0
12	JONES-PERRY, Roni	3	26	3	52	.442	1	0	0	1	3	0	2	2	0	27.0
13	STETLER, Danelle	3	0	0	1	.000	2	0	0	0	10	0	0	0	0	0.0
15	MOEA'I, Kiani	3	0	0	0	.000	0	3	0	0	4	0	0	0	0	3.0
24	ESCHENBERG, Kennedy	3	6	2	18	.222	1	0	0	0	0	2	0	0	0	7.0
2	GNETTING, Heather	3	2	1	7	.143	0	0	0	0	3	1	3	1	0	4.5
3	ROBINSON, Madelyn	1	0	1	3	-.333	0	0	0	0	0	0	1	0	0	0.0
11	HADDOCK, Lacy	3	1	1	12	.000	0	0	0	0	5	0	0	0	0	1.0
14	MILLER, McKenna	3	8	2	27	.222	0	5	0	1	5	0	0	0	0	13.0
18	LAKE, Mary	3	0	0	1	.000	6	0	1	0	15	0	0	0	0	0.0
Totals		3	47	10	129	.287	46	9	2	2	58	1	10	4	1	62.0

Volleyball Box Score
The Automated ScoreBook
#3 BYU vs #25 Marquette (Sep 08, 2018 at Milwaukee, Wis.)

Table with columns: #, Name, S, K, E, TA, Pct, Ast, Serve (SA, SE, RE), Dig, Block (BS, BA, BE, BH), Pts. Rows include GNEITTING, Heather; HADDOCK-EPPICH, Lynd; MARTINDALE, Sydney; JONES-PERRY, Roni; MILLER, McKenna; ESCHENBERG, Kennedy; ROBINSON, Madelyn; STETLER, Danelle; MOEA'I, Kiani; LAKE, Mary.

Team Attack By Set table with columns: Set, K, E, TA, Pct, Sideout, Pct. Includes SET SCORES and Team Records for BYU (3) and Marquette (1).

Table with columns: #, Name, S, K, E, TA, Pct, Ast, Serve (SA, SE, RE), Dig, Block (BS, BA, BE, BH), Pts. Rows include SPECKMAN, Lauren; WERCHI, Hope; ROSENTHAL, Jenna; BARBER, Allie; HAAK, Anna; ORF, Elizabeth; ROSE, Sarah; KONOVOODOFF, Martha; MOSHER, Madeline; SCHOESSOW, Katie; Team.

Team Attack By Set table with columns: Set, K, E, TA, Pct, Sideout, Pct. Includes Site: Milwaukee, Wis. (Al McGuire Center), Date: Sep 08, 2018, Attend: 1491, Time: 1:54, Referees: Dean Hoskin, Paul Albright, and Tie scores/Lead change info.

Volleyball Box Score
The Automated ScoreBook
#24 Utah vs #1 BYU (Sep 13, 2018 at Provo, Utah)

Table with columns: #, Name, S, K, E, TA, Pct, Ast, Serve (SA, SE, RE), Dig, Block (BS, BA, BE, BH), Pts. Rows include Drews, Dani; Koerber, Kenzie; Gauta, Lauga; Choy, Bailey; Sproule, Lauren; Grace, Phoebe; Laugero, Taylor; Ka'aha'aina-Torres; Windisch, Kinga; Yett, Megan; Doebrmann, Brianna; Totals.

Team Attack By Set table with columns: Set, K, E, TA, Pct, Sideout, Pct. Includes SET SCORES and Team Records for Utah (0) and BYU (3).

Table with columns: #, Name, S, K, E, TA, Pct, Ast, Serve (SA, SE, RE), Dig, Block (BS, BA, BE, BH), Pts. Rows include GNEITTING, Heather; HADDOCK-EPPICH, Lynd; MARTINDALE, Sydney; JONES-PERRY, Roni; STETLER, Danelle; ESCHENBERG, Kennedy; ROBINSON, Madelyn; MILLER, McKenna; MOEA'I, Kiani; LAKE, Mary; Totals.

Team Attack By Set table with columns: Set, K, E, TA, Pct, Sideout, Pct. Includes Site: Provo, Utah (Smith Fieldhouse), Date: Sep 13, 2018, Attend: 5472, Time: 1h 26m, Referees: Les Calles, Mike Farrish, Line judges: Amy Swenson, NM,RM,JA,MA,SB, and Tie scores/Lead change info.

Volleyball Box Score
BYU vs Weber State (Sep 15, 2018 at Ogden, UT)

Table with columns: #, Name, S, K, E, TA, Pct, Ast, Serve (SA, SE, RE), Dig, Block (BS, BA, BE, BH), Pts. Rows include GNEITTING, Heather; HADDOCK-EPPICH, Lynd; MARTINDALE, Sydney; JONES-PERRY, Roni; STETLER, Danelle; LAKE, Mary; ROBINSON, Madi; LEWIS-BUSHMAN, Emily; HADDOCK, Lacy; MILLER, McKenna; MOEA'I, Kiani; STAPLETON, Allison; LYMAN, Riley; ESCHENBERG, Kennedy; Totals.

Team Attack By Set table with columns: Set, K, E, TA, Pct. Includes SET SCORES and Team Records for BYU (3) and Weber State (0).

Table with columns: #, Name, S, K, E, TA, Pct, Ast, Serve (SA, SE, RE), Dig, Block (BS, BA, BE, BH), Pts. Rows include ROBERTS, Rylin; HALE, Andrea; GNEITTING, Megan; HILL, Hannah; SCHIESS, Sam; POWER, Ashlyn; ERWIN, Katie; KHOURI, Helena; EVANS, Halle; REDD, Kennedy; SAUNDERS, Aubrey; Totals.

Team Attack By Set table with columns: Set, K, E, TA, Pct. Includes Site: Ogden, UT (Swenson Gym), Date: Sep 15, 2018, Attend: 1137, Time: 1:20, Referees: Jerilyn Clawson, Teri Jackson.

The Automated ScoreBook BYU Combined Team Statistics (as of Sep 15, 2018) All matches

Overall record: 10-0 Conf: 0-0 Home: 4-0 Away: 4-0 Neutral: 2-0

#	Player	sp	Attack					Set		Serve			Dig			Blocking					points	
			k	k/s	e	ta	pct	a	a/s	sa	se	sa/s	re	dig	dig/s	bs	ba	total	blk/s	be		bhe
16	STAPLETON, Allison	2	1	0.50	0	2	.500	0	0.00	0	0	0.00	0	0	0.00	0	1	1	0.50	0	0	1.5
6	HADDOCK-EPPICH, Ly	34	25	0.74	4	49	.429	390	11.47	2	3	0.06	0	77	2.26	0	29	29	0.85	1	6	41.5
24	ESCHENBERG, Kenne	34	69	2.03	15	143	.378	3	0.09	0	0	0.00	0	2	0.06	5	40	45	1.32	1	0	94.0
2	GNEITING, Heather	34	62	1.82	18	126	.349	2	0.06	8	10	0.24	0	9	0.26	2	34	36	1.06	7	0	89.0
12	JONES-PERRY, Roni	32	151	4.72	45	334	.317	5	0.16	12	14	0.38	9	56	1.75	1	20	21	0.66	3	0	174.0
14	MILLER, McKenna	34	123	3.62	37	281	.306	1	0.03	12	11	0.35	3	22	0.65	0	9	9	0.26	1	0	139.5
13	STETLER, Danelle	30	9	0.30	2	24	.292	8	0.27	0	0	0.00	8	35	1.17	0	2	2	0.07	0	0	10.0
3	ROBINSON, Madelyn	25	42	1.68	15	93	.290	2	0.08	0	0	0.00	0	11	0.44	1	12	13	0.52	2	0	49.0
18	LAKE, Mary	34	2	0.06	1	4	.250	37	1.09	2	8	0.06	5	160	4.71	0	0	0	0.00	0	1	4.0
11	HADDOCK, Lacy	14	9	0.64	7	49	.041	0	0.00	0	1	0.00	0	13	0.93	0	3	3	0.21	0	0	10.5
8	TAUSINGA, Tayler	3	0	0.00	0	0	.000	4	1.33	0	1	0.00	0	0	0.00	0	0	0	0.00	0	1	0.0
9	MARTINDALE, Sydnie	34	0	0.00	0	2	.000	14	0.41	7	7	0.21	7	42	1.24	0	0	0	0.00	0	0	7.0
5	LEWIS-BUSHMAN, Em	2	0	0.00	0	2	.000	0	0.00	0	0	0.00	0	0	0.00	0	0	0	0.00	0	0	0.0
20	LYMAN, Riley	9	0	0.00	0	0	.000	1	0.11	0	0	0.00	1	5	0.56	0	0	0	0.00	0	0	0.0
1	BALLARD, Taylen	2	1	0.50	2	4	-.250	0	0.00	0	0	0.00	0	1	0.50	0	0	0	0.00	0	0	1.0
15	MOEAI, Kiani	20	0	0.00	1	1	-1.000	6	0.30	4	2	0.20	0	8	0.40	0	0	0	0.00	0	0	4.0
	BYU	34	494	14.53	147	1114	.311	473	13.91	47	57	1.38	35	441	12.97	9	150	84.0	2.47	15	8	625.0
	Opponents	34	388	11.41	198	1122	.169	377	11.09	35	71	1.03	47	382	11.24	8	137	76.5	2.25	17	3	499.5

Team Statistics	BYU	OPP
ATTACK		
Kills	494	388
Errors	147	198
Total Attacks	1114	1122
Attack Pct	.311	.169
Kills/Set	14.5	11.4
SET		
Assists	473	377
Attempts	1085	1101
Assist Pct	.436	.342
Assists/Set	13.9	11.1
SERVE		
Aces	47	35
Errors	57	71
Attempts	810	659
Serve Pct	.930	.892
Aces/Set	1.4	1.0
SERVE RECEPTIONS		
Errors	35	47
Errors/Set	1.0	1.4
Attempts	586	746
Reception Pct	.940	.937
DEFENSE		
Digs	441	382
Digs/Set	13.0	11.2
BLOCKING		
Block Solo	9	8
Block Assist	150	137
Total Blocks	84.0	76.5
Blocks/Set	2.5	2.2
Block Errors	15	17
Ball handling errors	8	3
ATTENDANCE		
Total	12293	6560
Dates/Avg Per Date	4/3073	4/1640
Neutral site #/Avg	2/88	
Current win streak	10	-
Home win streak	4	-

Date	Opponent	Score	Score by set	Att.
Aug 22	at Duke	w 3-0	25-22,25-19,25-16	2159
Aug 25	at Duke	w 3-1	16-25,25-19,25-22,25-17	1773
Aug 30	WEST VIRGINIA	w 3-0	25-18,25-11,25-14	1201
Aug 31	#1 STANFORD	w 3-2	25-22,25-20,21-25,20-25,15-11	3389
Sep 01	WICHITA STATE	w 3-0	25-16,25-12,25-20	2231
Sep 07	vs #10 USC	w 3-0	30-28,25-21,25-14	175
Sep 07	vs Syracuse	w 3-0	25-23,25-20,25-20	0
Sep 08	at #25 Marquette	w 3-1	23-25,25-22,25-20,25-14	1491
Sep 13	#24 UTAH	w 3-0	25-20,25-14,25-17	5472
Sep 15	at Wichita State	w 3-0	25-18,25-18,25-16	1137

Record in 3-set matches:7-0 • Record in 4-set matches:2-0 • Record in 5-set matches:1-0



Taylen Ballard • #1
Sophomore • OH



Heather Gneiting • #2
Freshman • MB



Lacy Haddock • #11
Senior • OH



Lyndie Haddock-Eppich • #6
Senior • S



Sara Hamson • #22
Sophomore • OPP



Mary Lake • #18
Junior • DS/L



Emily Lewis-Bushman • #5
Junior • MB/OPP



Riley Lyman • #20
Freshman • OH



Sydnie Martindale • #9
Senior • DS/L



Whitney McEwan • #21
Freshman • MB



McKenna Miller • #14
Junior • OH



Roni Jones-Perry • #12
Senior • OH



Kennedy Eschenberg • #24
Sophomore • MB



Madelyn Robinson • #3
Freshman • OH



Allison Stapleton • #16
Freshman • OH/OPP



Danelle Stetler • #13
Senior • OH



Tayler Tausinga • #8
Freshman • S



Kiani Moea'i • #15
Junior • S



Heather Olmstead
Head Coach