

BYU VOLLEYBALL

@BYUVOLLEYBALL



MEN'S VOLLEYBALL CONTACT

Braden Taylor | mvolleyball_sid@byu.edu
@bradenjtaylor | 385-230-4088

THREE-TIME NCAA NATIONAL CHAMPIONS - 1999, 2001, 2004 | 23 CONSECUTIVE WINNING SEASONS - BEST ACTIVE STREAK IN THE NCAA

2020 SCHEDULE

H 6-0 | A 6-0 | N 0-0

JANUARY

3	at #11 Loyola-Chicago	W	3-1
4	at #6 Lewis	W	3-1
10	#15 Penn State	W	3-0
11	#15 Penn State	W	3-0
17	at Mount Olive	W	3-0
18	at Mount Olive	W	3-0
22	at #5 UC Irvine	W	3-1
24	at #5 UC Irvine	W	3-1
31	#3 UCSB	W	3-1

FEBRUARY

1	#3 UCSB	W	3-2
6	#7 UCLA	W	3-0
8	#8 Pepperdine	W	3-1
14	at Grand Canyon	GCUTV	6 p.m.
20	Concordia	BYUtv	7 p.m.
22	USC	BYUtv	6 p.m.
29	Stanford	BYUtv	7 p.m.

MARCH

5	at Hawaii	Spectrum Sports	7 p.m.
6	at Hawaii	Spectrum Sports	7 p.m.
13	at Stanford	Pac-12/Stanford	6 p.m.
26	at USC	Pac-12/USC	7 p.m.
27	at Concordia	Eagle TV	7 p.m.

APRIL


2	Grand Canyon	BYUtv App	7 p.m.
9	at Pepperdine	WaveCasts	7 p.m.
11	at UCLA	Pac-12/UCLA	5 p.m.
18	MPSF Quarterfinal		
23	MPSF Semifinal		
25	MPSF Championship		

MAY

7-9	NCAA Semifinals & Final		
-----	-------------------------	--	--

All times local to site
MPSF games in bold

#2 BYU



COUGARS

12-0 OVERALL 2-0 MPSF

#2 BYU
VS.
GRAND CANYON

FEBRUARY 14, 2020

GCU ARENA
PHOENIX, ARIZONA

GRAND CANYON




LOPES

9-2 OVERALL 2-0 MPSF

QUICK HITS

- No. 2 BYU and Grand Canyon enter this week's matchup tied for first in the MPSF standings and undefeated in conference play. The Cougars defeated No. 7 UCLA and No. 8 Pepperdine last week while the Lopes beat No. 9 Stanford and USC. The Lopes picked up their first win over the Cougars in program history last season in Phoenix while BYU controls the series 4-1.
- Winning their first 12 matches of the season, the Cougars are on of two undefeated teams remaining (Hawaii) in the NCAA and are off to their best start since going 12-0 to open the 2008 season. A win this week against GCU will mark the second-best start in program history. In 1999, BYU won its first 18 games before eventually winning the Cougars' first NCAA Championship.
- The Cougars boast one of the toughest schedules in the country as 10 of their 12 matches have been against ranked opponents as well as six of the matches have been on the road.
- The Cougars remained at No. 2 in the most recent AVCA Coaches Poll (2/10) while receiving five first-place votes. BYU has been ranked for 474-consecutive weeks dating back to the final rankings of the 1991 season. Under Olmstead, the Cougars have now been ranked fifth or better 57 times, including 45 weeks rated inside the top-3.
- Felipe de Brito Ferreira was named Defensive Player of the Week for the first time this season after totalling 13 blocks in seven sets. It is the third-straight week a Cougar has received the conference defensive honor as BYU players have collected seven of the 12 total weekly honors so far this season.
- After defeating Pepperdine at home (2/8/20), Olmstead became the second coach in program history to win 100 games at the helm of the men's volleyball team. The fifth-year coach joined his former coach and BYU legend, Carl McGown, as the only two head coaches to reach the milestone. Olmstead also reached the 100 win milestone when coaching the BYU women's volleyball team (2011-14).
- For the fourth week in a row, opposite hitter Gabi Garcia Fernandez continues to lead the NCAA with an average of .886 aces per set. The junior is also third in points per set (5.47) and sixth in kills per set (4.09). Setter Wil Stanley is averaging 10.68 assists per set to rank second in the nation while middle blocker Felipe de Brito Ferreira is fifth in blocks per set with an average of 1.289.
- As a team, BYU currently ranks second in the NCAA in hitting percentage (.344). The Cougars also rank third in blocks per set (2.716) and fourth in aces per set (12.18).
- Olmstead entered the 2020 season with the highest winning percentage of any active men's volleyball coach in NCAA DI-II (88-28, .759, 2016-19).
- BYU was picked to finish first in the MPSF by the conference's head coaches; the Cougars have been crowned conference champions three of the four last seasons.

STAT COMPARISON

		GCU
 12-0	W/L	9-2
44	SETS	35
573	K	460
169	E	140
1176	TA	945
.344	HIT%	.339
.247	OPP%	.229
13.02	K/S	13.14
536	ASTS	425
12.18	ASTS/S	12.14
78	SA	67
159	SE	149
1.77	SA/S	1.91
405	DIGS	312
9.20	DIGS/S	8.91
9	BS	15
221	BA	100
119.5	TBLK	65
2.72	BLK/S	1.86
770.5	PTS	592

WINNING WAYS

The Cougars historically rank among the best in the NCAA. The last five seasons (2015-19) have seen especially high win totals, with BYU ranking among the top teams in win percentage, home win percentage and away win percentage.

LAST 5 YEARS BY WIN PERCENTAGE

1.	Long Beach State	.815	123-28
2.	Hawaii	.760	114-36
3.	Ohio State	.759	120-38
4.	Loyola-Chicago	.745	108-37
5.	Lewis	.735	114-41
6.	BYU	.734	105-38

LAST 5 YEARS BY AWAY WIN PERCENTAGE

1.	Long Beach State	.741	43-15
2.	Lewis	.661	41-21
3.	BYU	.623	38-23
4.	Barton	.609	39-25
5.	UC Irvine	.603	44-29

LAST 5 YEARS BY HOME WIN PERCENTAGE

1.	Hawaii	.871	74-11
	Ohio State	.871	74-11
3.	Barton	.843	59-11
4.	Loyola-Chicago	.835	66-13
5.	BYU	.833	60-12



2020 QUICK FACTS

GENERAL INFORMATION

School: Brigham Young University
 Location: Provo, Utah
 Founded: 1875
 Enrollment: 33,633
 Nickname: Cougars
 Colors: Navy Blue and White
 Conference: Mountain Pacific Sports Federation
 President: Kevin J. Worthen
 Athletics Director: Tom Holmoe

ARENA INFORMATION

Home Court: Smith Fieldhouse
 Capacity: 5,000
 Surface: Taraflex

ATHLETIC COMMUNICATIONS

Media Relations Director Braden Taylor
 Email mvolleyball_sid@byu.edu
 Phone 801-422-8999
 Twitter @bradenjtaylor
 Assoc. AD/Communications: Duff Tittle
 Email duff_tittle@byu.edu
 BYU Athletics Website byucougars.com
 BYU Volleyball Twitter & Instagram @BYUVolleyball
 Mailing Address 30 SFH, Provo, UT 84602

TEAM INFORMATION

2019 Record 13-12 (.520)
 2019 Final Ranking 11th
 2019 Postseason Finish 1-1, MPSF Semifinals
 2019 MPSF Record 6-6, T-4th
 All-Americans Returning/Lost 2/0
 Letterwinners Returning/Lost 8/1
 Starters Returning/Lost 6/Libero
 Newcomers/True Freshmen 4/3

BYU FAMILIES

Playing sports at BYU has increasingly become a family affair. Seven players have close family members who also competed or are competing as Cougars.

Alex Ah Sue

Wife, McKenna Miller (Volleyball; 2016-19)

Brody Earnest

Father, Aaron (Basketball; 1990)
 Uncle, Brian Congelliere (Volleyball; 2004-08)
 Uncle, John (Volleyball; 1999-00)

Zach Eschenberg

Wife, Kennedy (Volleyball; 2016-present)

Gavin Heap

Father, Elmer (Basketball 1981-83)
 Brother, Andrew (Volleyball; 2008, 2012-13)
 Brother, Tyler (Volleyball; 2010, 2013-15)

Jon & Wil Stanley

Father, Jon (Basketball; 1963-65)

Teilon-Jonathan Tufuga

Brother, Storm Fa'agata-Tufuga (Volleyball; 2017-19)

COACHING FAMILY TREE

Head coach Shawn Olmstead comes from a family of volleyball coaches. His father, Rick, is a well-known high school and club coach in California who coached U.S. star and current National Team head coach Karch Kiraly at Santa Barbara High.

Shawn's sisters, Laci and Heather, both played volleyball at the collegiate level. Laci was a setter for the Cougars (1994-95) and Heather played four seasons as a libero at Utah State (1998-01).

Heather has been the BYU women's volleyball head coach the last five seasons. She's led her team to four conference titles and NCAA Sweet 16 berths, including a Final Four appearance in 2018. Previously, Shawn and Heather worked together on the women's team for four seasons with Shawn as head coach, helping BYU to two conference titles and three trips to the NCAA Tournament, including a 2014 national runner-up finish. Both Shawn and Heather have been named the AVCA NCAA Women's Volleyball DI Coach of the Year.

OFF-THE-FIELD TEAMMATE

This year there are four Cougars who are married.

Player	Spouse	Year Married
Alex Ah-Sue	McKenna	2019
Zach Eschenberg	Kennedy	2018
Branden Oberender	Quincy	2018
Max Pothier	Abby Jane	2018

TEAM OF LINGUISTS

BYU has a wide variety of languages spoken by its players. There are nine languages other than English spoken by members of the team. Of the 19 players on the 2020 roster, 12 of them are fluent in at least two languages.

Finnish:	Miki Jauhiainen
Italian:	Davide Gardini
Mandarin Chinese:	Max Pothier
Marshallese:	Branden Oberender
Polish:	Gavin Julien
Portuguese:	Felipe de Brito Ferreira*
Spanish:	Alex Ah Sue Felipe de Brito Ferreira* Zach Eschenberg Gabi Garcia Fernandez Gavin Heap Mitchel Worthington
Tagalog & Ilokano:	Body Earnest*

*Fluent in at least three languages

BYU'S RECORD IN 2020 WHEN...

Overall	.12-0
Conference	.2-0
Nonconference	.10-0
Home	.6-0
Away	.6-0
Neutral	.0-0

Day	.1-0
Night	.11-0

Playing ranked opponents	.10-0
Playing unranked opponents	.2-0

In three sets	.5-0
In four sets	.6-0
In five sets	.1-0

Winning the first set	.10-0
Winning the second set	.9-0
Winning the third set	.9-0
Winning the fourth set	.7-0

Losing the first set	.2-0
Losing the second set	.3-0
Losing the third set	.3-0
Losing the fourth set	.0-0

Hitting .250 or better	.11-0
Hitting .249 or worse	.1-0
Opponent hitting .250 or better	.7-0
Opponent hitting .249 or worse	.5-0

Outblocking opponent	.11-0
Getting outblocked	.1-0

Monday	.0-0
Tuesday	.0-0
Wednesday	.1-0
Thursday	.1-0
Friday	.5-0
Saturday	.5-0

AVCA COACHES POLL

Rank	Team	2020 Record	Previous Rank
1.	Hawaii (11)	12-0	1
2.	BYU (5)	12-0	2
3.	UC Santa Barbara	8-2	3
4.	Long Beach State	7-1	5
5.	UC Irvine	7-4	4
6.	Lewis	7-4	6
7.	Pepperdine	4-3	8
8.	UCLA	5-5	7
9.	Purdue Fort Wayne	6-2	10
T-11.	Penn State	4-6	9
T-11.	Princeton	5-4	12
12.	Stanford	5-5	13
13.	George Mason	6-4	11
T-14.	Ohio State	8-3	15
T-14	UC San Diego	10-3	NR

IN THE 2020 STATISTICAL RANKS

TEAM

CATEGORY	VALUE	NCAA	MPSF
Hitting %	.344	2	1
Blocks Per Set	2.716	3	1
Assists Per Set	12.18	4	1
Kills Per Set	13.02	6	2
Aces Per Set	1.77	9	3
Digs Per Set	9.20	13	2
Team Attacks Per Set	26.73	23	4

INDIVIDUAL

NAME	CATEGORY	VALUE	NCAA	MPSF
Garcia Fernandez	Aces Per Set	.886	1	1
Garcia Fernandez	Points Per Set	5.47	3	1
Garcia Fernandez	Kills Per Set	4.09	6	1
Garcia Fernandez	Attacks Per Set	8.48	12	2
Garcia Fernandez	Blocks Per Set	0.932	25	4
Gardini	Points Per Set	4.65	9	2
Gardini	Kills Per Set	3.93	12	3
Gardini	Hitting %	.355	16	2
W. Stanley	Assists Per Set	10.68	2	1
de Brito Ferreira	Blocks Per Set	1.289	5	1

BYU IN THE NATIONAL POLL

The Cougars have been ranked in the AVCA Top 15 for 474-consecutive weeks dating back to the final rankings of the 1991 season. Under head coach Shawn Olmstead, BYU has never been ranked lower than No. 12 nationally and has spent 57 weeks ranked in the top 5.

WEEK	AVCA/COACHES	DATE
Preseason	3	12/5/19
Week 1	2	1/13/20
Week 2	2	1/20/20
Week 3	2	1/27/20
Week 4	2	2/3/20
Week 5	2	2/10/20

BYU VS. RANKED OPPONENTS

BYU has a strong history against ranked opponents in the rally era, including a winning record against teams ranked in the top five in the NCAA DI-II.

BYU VS. TEAMS RANKED IN TOP 15

This Year: (10-0)
Overall Record: 312-121 (.721)
Home Record: 188-35 (.843)
Last Home Win: No. 8 Pepperdine (2/8/20)
Last Home Loss: No. 3 UC Irvine (3/9/19)
Away Record: 101-74 (.577)
Last Away Win: No. 5 UC Irvine (1/22/20)
Last Away Loss: No. 4 Pepperdine (4/18/19)
Neutral Record: 18-12 (.600)
Last Neutral Win: No. 8 Lewis (3/9/18)
Last Neutral Loss: No. 4 Hawaii (4/20/17)
Under Shawn Olmstead: 67-24 (.736)
Most Matches in a Season: 27 in 2012
Most Wins in a Season: 23 in 2004

BYU VS. TEAMS RANKED IN TOP 5

This Year: (4-0)
Overall Record: 102-72 (.586)
Home Record: 62-17 (.785)
Last Home Win: No. 3 UCSB (2/1/20)
Last Home Loss: No. 3 UC Irvine (3/9/19)
Away Record: 33-46 (.418)
Last Away Win: No. 5 UC Irvine (1/24/20)
Last Away Loss: No. 4 Pepperdine (4/18/19)
Neutral Record: 7-9 (.438)
Last Neutral Win: No. 2 Long Beach State (5/4/17)
Last Neutral Loss: No. 4 Hawaii (4/20/17)
Under Shawn Olmstead: 23-12 (.657)
Most Matches in a Season: 14 in 2009
Most Wins in a Season: 10 in 2004

WINNING WAYS

The Cougars historically rank among the best in the NCAA. The last five seasons (2015-19) have seen especially high win totals, with BYU ranking among the top teams in wins, win percentage, home win percentage and away win percentage.

LAST 5 YEARS BY WIN PERCENTAGE

1.	Long Beach State	.815	123-28
2.	Hawaii	.760	114-36
3.	Ohio State	.759	120-38
4.	Loyola-Chicago	.745	108-37
5.	Lewis	.735	114-41
6.	BYU	.734	105-38
7.	Barton	.703	104-44
8.	UCLA	.676	100-48
9.	Pepperdine	.659	85-44
10.	UC Irvine	.647	97-53

LAST 5 YEARS BY OVERALL WINS

1.	Long Beach State	123
2.	Ohio State	120
3.	Lewis	114
	Hawaii	114
5.	Loyola-Chicago	108
6.	BYU	105
7.	Barton	104
8.	UCLA	100
9.	UC Irvine	97
10.	King (TN)	94

LAST 5 YEARS BY HOME WIN PERCENTAGE

1.	Hawaii	.871	74-11
	Ohio State	.871	74-11
3.	Barton	.843	59-11
4.	Loyola-Chicago	.835	66-13
5.	BYU	.833	60-12

LAST 5 YEARS BY AWAY WIN PERCENTAGE

1.	Long Beach State	.741	43-15
2.	Lewis	.661	41-21
3.	BYU	.623	38-23
4.	Barton	.609	39-25
5.	UC Irvine	.603	44-29

ALL-TIME BY WIN PERCENTAGE

1.	UCLA	.793	1,378-360-0
2.	Penn State	.751	984-325-3
3.	Ohio State	.711	1,111-451-0
4.	Loyola-Chicago	.710	497-203-0
5.	Ball State	.700	1,195-509-7
6.	Lewis	.693	572-253-0
7.	Stevens	.692	618-275-0
8.	Springfield	.690	981-433-25
9.	BYU	.689	578-261-0
10.	Rivier	.678	505-240-0

2020 MPSF STANDINGS

Team	Conference	Overall
BYU	2-0	12-0
Grand Canyon	2-0	9-2
Concordia	1-0	6-6
Pepperdine	1-1	4-3
Stanford	1-2	5-5
UCLA	0-2	5-5
USC	0-2	2-9

2020 PRESEASON MPSF POLL

Team	Points
BYU	35 (5)
UCLA	31 (2)
Stanford	27
Pepperdine	19
USC	14
Grand Canyon	14
Concordia	7

2019 ALL-MPSF SELECTIONS

FIRST TEAM

NAME	POSITION	SCHOOL
David Wieczorek	OH	Pepperdine
Micah Ma'a	S/OH	UCLA
Daenan Gyimah*	MB	UCLA
Michael Wexter	OPP	Pepperdine
Ryan Moss	OPP	USC
Gabi Garcia Fernandez*	OPP	BYU
Jack Wyett	OH	USC

SECOND TEAM

NAME	POSITION	SCHOOL
Davide Gardini*	OH	BYU
Jaylen Jasper*	OPP	Stanford
Jordan Ewert	OH	Stanford
Kyle Dagostino	L	Stanford
Kyler Presho*	MB	Stanford
Gianluca Grasso	OH	USC
Kaleb Denmark	OH	Pepperdine

HONORABLE MENTION

NAME	POSITION	SCHOOL
Felipe de Brito Ferreira*	MB	BYU
Paul Bischoff*	S	Stanford
Jordan Hoppe*	OH	Concordia
Chris Hall*	S	USC
Chandler Gibb	S	Concordia
Robert Mullahey*	S	Pepperdine
Hunter Howell	MB	Concordia

ALL-FRESHMAN TEAM

NAME	POSITION	SCHOOL
Davide Gardini	OH	BYU
Brody Earnest	S	BYU
Cole Pender	L	UCLA
Adam Parks	S	UCLA
Cole Udall	L	GCU
Christian Janke	OH	GCU
Luke Krzmarzick	OPP	Concordia

*Returning for the 2020 season

BYU INDIVIDUAL CAREER RECORDS, RALLY SCORING ERA (2001-PRES.)

SETS PLAYED

1. Jaylen Reyes	431	2012-15
2. Russ Lavaja	426	2009-13
3. Robb Stowell	421	2007-12
4. Russell Holmes	414	2005-08
5. Taylor Sander	409	2011-14
6. Joel Silva	408	2007-10
7. Futi Tavana	404	2006-12
8. Ivan Perez	391	2005-08
9. Fernando Pessoa	383	2001-04
10. Andrew Stewart	382	2007-10
27. Miki Jauhiainen	278	2017-pres.

KILLS

1. Taylor Sander	1,743	2011-14
2. Robb Stowell	1,557	2007-12
3. Ivan Perez	1,494	2005-08
4. Mike Wall	1,464	1999-02
5. Andrew Stewart	1,200	2007-10
6. Brenden Sander	1,119	2015-18
7. Joaquin Acosta	1,116	2000-02
8. Ben Patch	1,042	2013, 16-7
9. Jonathan Alleman	1,013	2001-04
10. Gabi Garcia Fernandez	957	2018-pres.

ATTEMPTS

1. Taylor Sander	3,464	2011-14
2. Robb Stowell	3,409	2007-12
3. Ivan Perez	2,888	2005-08
4. Mike Wall	2,864	1999-02
5. Andrew Stewart	2,616	2007-10
6. Brenden Sander	2,375	2015-18
7. Joaquin Acosta	2,214	2000-02
8. Gabi Garcia Fernandez	2,063	2018-pres.
9. Ben Patch	2,052	2013, 16-17
10. Jake Langlois	2,050	2014-17

ASSISTS

1. Carlos Moreno	4,628	2002-04
2. Hector Lebron	4,378	1997-01
3. Leo Durkin	3,283	2014-18
4. Yamil Perez	3,161	2006-10
5. Rob Neilson	2,790	2003-06
6. Joe Kauliakamoa	2,198	2008-12
7. Reed Chilton	2,031	2007-10
8. Ryan Boyce	1,546	2010-13
9. Tyler Heap	1,511	2013-15
10. Wil Stanley	1,085	2017-pres.

ACES

1. Taylor Sander	182	2011-14
2. Gabi Garcia Fernandez	122	2018-pres.
3. Brenden Sander	116	2015-18
4. Jake Langlois	95	2014-17
5. Ivan Perez	91	2005-08
6. Rafael Paal	90	2002-08
7. Victor Batista	80	2004-06
8. Carlos Moreno	73	2002-04
9. Robb Stowell	64	2007-12
10. Josue Rivera	64	2011-15
Jonathan Alleman	58	2001-04

DIGS

1. Joel Silva	929	2007-10
2. Jaylen Reyes	762	2012-15
3. Ivan Perez	672	2005-08
4. Fernando Pessoa	642	2001-04
5. Robb Stowell	616	2007-12
6. Andrew Stewart	599	2007-10
7. Taylor Sander	586	2011-14
8. Josue Rivera	482	2011-15
9. Erik Sikes	466	2005-18
10. Jonathan Alleman	449	2001-04
21. Gabi Garcia Fernandez	360	2018-pres.

*Also BYU all-time leader

BLOCKS

1. Futi Tavana	625	2006-12
2. Russ Lavaja	584	2009-13
3. Russell Holmes	538	2005-08
4. Michael Hatch	500	2013-16
5. Scott Bunker	405	1998-01
6. Michael Burke	388	2003-05
7. Price Jarman	369	2014-18
8. Hector Lebron	344	1997-01
9. Victor Batista	339	2004-06
10. Andrew Stewart	338	2007-10
20. Miki Jauhiainen	250	2017-pres.

BLOCK SOLOS

1. Russell Holmes	61	2005-08
2. Futi Tavana	60	2006-12
3. Russ Lavaja	46	2009-13
4. Michael Burke	42	2003-05
5. Scott Bunker	35	1998-01
6. Mac Wilson	32	1998-01
7. Victor Batista	31	2004-06
8. Rob Neilson	28	2003-06
9. Carlos Moreno	25	2002-04
10. Chris Corny	22	2000-04
19. Felipe de Brito Ferreira	15	2018-pres.
Miki Jauhiainen	15	2017-pres.

BLOCK ASSISTS

1. Futi Tavana	565	2006, 09-12
2. Russ Lavaja	538	2009-13
3. Michael Hatch	482	2013-16
4. Russell Holmes	477	2005-08
5. Scott Bunker	370	1998-01
6. Price Jarman	349	2014-18
7. Michael Burke	346	2003-05
8. Hector Lebron	323	1997-01
9. Andrew Stewart	318	2007-10
10. Robb Stowell	312	2007-12
20. Miki Jauhiainen	235	2017-pres.

POINTS

1. Taylor Sander	2,086.5	2011-14
2. Robb Stowell	1,796	2007-12
3. Ivan Perez	1,739	2005-08
4. Mike Wall	1,659	1999-02
5. Andrew Stewart	1,417	2007-10
6. Brenden Sander	1,360.5	2015-18
7. Joaquin Acosta	1,303	2000-02
8. Russell Holmes	1,248.5	2005-08
9. Futi Tavana	1,234.5	2006-12
10. Jonathan Alleman	1,199	2001-04
12. Gabi Garcia Fernandez	1,182.5	2018-pres.

BYU INDIVIDUAL SINGLE MATCH RECORDS, RALLY SCORING ERA (2001-PRES.)

KILLS

1.	Ben Patch	35	at UC Irvine	3/1/13
2.	Mike Wall	33	vs. Stanford	4/20/02
3.	Ben Patch	32	vs. UCSB	4/21/16
	Yosleyder Cala	32	at UC Irvine	3/10/06
5.	Gabi Garcia Fernandez	31	at Concordia	3/28/19
	Mike Wall	31	at UCLA	2/23/02
7.	Jonathan Alleman	30	at Stanford	1/18/03
	Mike Wall	Two times		
9.	Taylor Sander	29	at USC	3/4/11
	Mike Wall	29	at Pepperdine	3/3/01

KILLS IN THREE SETS

1.	Ivan Perez	24	vs. Stanford	2/23/08
2.	Victor Batista	23	at UCSB	1/21/05
3.	Ben Patch	22	at Hawaii	3/2/16
	Ivan Perez	22	vs. Long Beach State	3/10/06
5.	Joe Hillman	21	vs. CSUN	1/16/04
6.	Taylor Sander	20	Two times	
	Yosleyder Cala	20	vs. Pepperdine	2/4/06
	Fernando Pessoa	20	vs. Stanford	2/21/04
	Mike Wall	20	Two times	
	Joaquin Acosta	20	vs. UCSB	3/29/02

KILLS IN FOUR SETS

1.	Mike Wall	30	vs. Pacific	1/19/02
2.	Taylor Sander	27	vs. Stanford (N)	4/26/12
	Andrew Stewart	27	vs. USC	3/19/10
4.	Robb Stowell	26	at Long Beach State	3/10/06
	Ivan Perez	26	at Long Beach State	3/21/08
	Yosleyder Cala	26	vs. Hawaii	2/21/08
	Joe Hillman	26	vs. Pepperdine	3/13/04
8.	Gabi Garcia Fernandez	25	vs. USC	2/16/19
	Ben Patch	25	at Loyola Chicago	1/7/17
10.	Ben Patch	24	at CSUN	1/20/17

Six additional players/instances with 24 kills

TOTAL ATTEMPTS

1.	Gabi Garcia Fernandez	72	at Concordia	3/28/19
2.	Ben Patch	64	at UC Irvine	3/01/13
3.	Taylor Sander	58	Two times	
	Ivan Perez	58	at UC Irvine	2/15/08
5.	Mike Wall	57	at UCLA	2/23/02
6.	Taylor Sander	56	vs. Stanford (N)	5/1/14
7.	Taylor Sander	55	Two times	
8.	Taylor Sander	54	vs. Stanford	2/23/13
	Yosleyder Cala	54	at UC Irvine	3/10/06
	Mike Wall	54	Two times	

TOTAL ATTEMPTS IN THREE SETS

1.	Victor Batista	42	vs. Lewis (N)	1/5/05
2.	Ivan Perez	41	vs. Long Beach State	3/25/05
3.	Yosleyder Cala	40	vs. Pepperdine	2/4/06
4.	Taylor Sander	39	vs. UC Irvine (N)	5/4/13
5.	Ivan Perez	38	vs. Stanford	2/23/08
6.	Jake Langlois	37	at Pepperdine	3/11/17
	Matt Underwood	37	vs. Long Beach State	2/20/15
	Taylor Sander	37	vs. Stanford	4/26/14
	Robb Stowell	37	at Pepperdine	4/9/11
	Joe Hillman	37	vs. CSUN	1/16/04
	Mike Wall	37	Two times	

TOTAL ATTEMPTS IN FOUR SETS

1.	Taylor Sander	55	Two times	
2.	Mike Wall	54	vs. Pacific	1/19/02
3.	Ben Patch	51	at Loyola Chicago	1/7/17
4.	Gabi Garcia Fernandez	49	vs. USC	2/16/19
5.	Andrew Stuart	48	vs. USC	3/19/10
	Ivan Perez	48	at Long Beach State	1/11/14
7.	Gabi Garcia Fernandez	47	vs. UC Irvine	3/9/19
	Taylor Sander	47	vs. Long Beach State	1/11/14
9.	Gabi Garcia Fernandez	46	Two times	
	Robb Stowell	46	vs. Penn State (N)	3/12/10
	Joe Hillman	46	vs. Pepperdine	3/13/04

HITTING PERCENTAGE - MINIMUM OF 10 KILLS

1.	Michael Burke	.923 (12-0-13)	vs. USC	4/15/04
2.	Aaron Ferre	.909 (10-0-11)	at UC Irvine	2/26/04
3.	Yosleyder Cala	.905 (19-0-21)	at USC	3/3/07
4.	Felipe de Brito Ferreira	.857 (12-0-14)	vs. UC Irvine	3/9/19
	Yosleyder Cala	.857 (12-0-14)	vs. Stanford	3/3/06
	Jonathan Alleman	.857 (18-0-21)	vs. George Mason	3/27/04
7.	Russ Lavaja	.846 (11-0-13)	vs. Lewis	1/12/03
	Russell Holmes	.846 (11-0-13)	at UCLA	3/13/08
	Chris Gorny	.846 (11-0-13)	vs. Hawaii (N)	4/24/03
10.	Trent Sorensen	.842 (16-0-19)	at CSUN	3/24/07

HITTING PERCENTAGE - MINIMUM OF 13 KILLS

1.	Yosleyder Cala	.905 (19-0-21)	at USC	3/3/07
2.	Jonathan Alleman	.857 (18-0-21)	vs. George Mason	3/27/04
3.	Trent Sorensen	.842 (16-0-19)	at CSUN	3/24/07
4.	Russell Holmes	.800 (13-1-15)	vs. Stanford	3/4/06
5.	Yosleyder Cala	.789 (15-0-19)	vs. UCLA	1/12/07
6.	Victor Batista	.783 (18-0-23)	vs. Pepperdine	3/12/04
7.	Taylor Evans	.765 (13-0-17)	at UC San Diego	2/16/06
	Joaquin Acosta	.765 (14-1-18)	vs. Concordia NY	3/8/02
	Taylor Sander	.765 (17-1-21)	vs. USC	3/30/13
10.	Davide Gardini	.750 (13-1-16)	vs. Penn State	1/10/20

Three additional players/instances with .750

HITTING PERCENTAGE - MINIMUM OF 15 KILLS

1.	Yosleyder Cala	.905 (19-0-21)	at USC	3/3/07
2.	Jonathan Alleman	.857 (18-0-21)	vs. George Mason	3/27/04
3.	Trent Sorensen	.842 (16-0-19)	at CSUN	3/24/07
4.	Yosleyder Cala	.789 (15-0-19)	vs. UCLA	1/12/07
5.	Victor Batista	.783 (18-0-23)	vs. Pepperdine	3/12/04
6.	Taylor Sander	.765 (17-1-21)	vs. USC	3/30/13
7.	Taylor Sander	.750 (16-1-20)	Two times	
	Luka Slabe	.750 (18-0-24)	vs. Lewis	3/9/02
9.	Futi Tavana	.737 (15-1-19)	vs. Long Beach State	3/31/11
	Michael Burke	.737 (15-1-19)	at UC Irvine	2/28/04

ACES

1.	Taylor Sander	9	at UC San Diego	1/18/14
2.	Gabi Garcia Fernandez	8	at Mount Olive	1/17/20
	Kevin Sagers	8	at Loyola Chicago	2/11/11
4.	Gabi Garcia Fernandez	7	at Lewis	1/4/20
	Taylor Evans	7	at USC	3/4/05
6.	Taylor Sander	6	at UCLA	4/6/12
	Yosleyder Cala	6	at Hawaii	4/15/06
8.	Gabi Garcia Fernandez	5	Three times	
	Davide Gardini	5	at Stanford	4/13/19
	Storm Fa'agata-Tufuga	5	at Stanford	2/21/18

Six additional players/instances with 5 aces

TOTAL BLOCKS

1.	Futi Tavana	15	vs. Long Beach State	4/21/12
	Futi Tavana	15	vs. UCSB	3/27/10
3.	Futi Tavana	14	at Hawaii	3/16/12
4.	Felipe de Brito Ferreira	13	vs. Pepperdine	3/16/19
	Michael Hatch	13	vs. UCSB	4/24/14
	Otavio Souza	13	vs. Long Beach State (N)	1/7/11
	Andrew Stewart	13	vs. CSUN	4/16/10
	Futi Tavana	13	vs. Long Beach State	3/21/09
	Scott Bunker	13	vs. Hawaii	4/14/01
10.	Michael Hatch	12	at UCLA	4/1/16

Three additional players/instances with 12 blocks

BLOCK SOLOS

1.	Russell Holmes	4	vs. Hawaii	2/24/07
	Russell Holmes	4	vs. Long Beach State	3/29/07
	Russ Lavaja	4	vs. Stanford (N)	1/9/09
	Jeff Robinson	4	vs. UCLA (N)	1/7/10
5.	Felipe de Brito Ferreira	3	at Grand Canyon	4/4/19
	Joseph Grosh	3	at Stanford	3/7/15
	Robb Stowell	3	at UC San Diego	2/11/12
	Futi Tavana	3	at UC San Diego	2/20/10
	Russ Lavaja	3	vs. Stanford	1/22/10

BLOCK ASSISTS

1.	Futi Tavana	14	vs. UCSB	3/27/10
2.	Michael Hatch	13	vs. UCSB	4/24/14
	Futi Tavana	13	Three times	
	Otavio Souza	13	vs. Long Beach State (N)	1/7/11
	Andrew Stewart	13	vs. CSUN	4/16/10
	Scott Bunker	13	vs. Hawaii	4/14/01
7.	Felipe de Brito Ferreira	12	vs. Pepperdine	3/16/19
8.	Michael Hatch	11	at UCLA	4/1/16
	Russ Lavaja	11	vs. UCSB	2/24/12

Three additional players/instances with 11 block assists

ASSISTS

1.	Carlos Moreno	84	vs. Stanford	4/20/02
2.	Carlos Moreno	79	at Pepperdine	4/26/03
3.	Jeremiah Larsen	78	vs. Stanford	1/12/02
4.	Carlos Moreno	77	vs. Pepperdine	3/13/04
5.	Carlos Moreno	76	vs. CSUN	4/19/03
6.	Hector Lebron	75	vs. Hawaii	4/14/01
7.	Carlos Moreno	74	at UCLA	2/23/02
8.	Yamil Perez	73	vs. Long Beach State	3/21/09
	Carlos Moreno	73	at Long Beach State	1/30/04
10.	Reed Chilton	72	at UC San Diego	2/19/10
	Yamil Perez	72	vs. UC Irvine	2/3/07

DIGS

1.	Joel Silva	21	at Hawaii	4/3/08
2.	Robb Stowell	20	at UC San Diego	2/19/10
3.	Joel Silva	19	vs. USC	3/19/10
4.	Jaylen Reyes	18	at Stanford	3/17/15
5.	Jaylen Reyes	17	at USC	4/25/15
	Andrew Stewart	17	at UC Irvine	2/4/10
	Joel Silva	17	vs. Stanford	1/23/10
8.	Tim Dobbert	16	vs. Long Beach State	3/24/17
	Jaylen Reyes	16	Two times	
	Robb Stowell	16	at Hawaii	3/16/12

Six additional players/instances with 16 digs

BYU TEAM SINGLE MATCH RECORDS, RALLY SCORING ERA (2001-PRES.)

KILLS

1.	91	vs. Stanford	4/20/02
2.	89	at UCLA	2/23/02
3.	87	vs. Stanford	1/12/02
	87	at Pepperdine	4/26/03
5.	84	Five times	Last, 3/28/08

TOTAL ATTEMPTS

1.	191	at Pepperdine	4/26/08
2.	186	at UC Irvine	2/15/08
3.	185	at Long Beach State	1/30/04
4.	179	vs. UCSB	3/28/08
	179	at UCLA	2/23/02

HITTING PERCENTAGE

1.	.655	at USC	1/31/01
2.	.573	at UCSD	2/16/06
3.	.571	at USC	3/3/07
4.	.556	vs. USC	4/8/16
5.	.545	vs. USC	3/30/13

ACES

1.	16	vs. Penn State	5/1/03
2.	15	at UCSD	1/18/14
3.	13	at UCSB	4/6/17
	13	at CSUN	4/1/05
5.	12	Loyola Chicago	1/7/17

TOTAL BLOCKS

1.	24.5	vs. UCSB	3/27/10
2.	24	vs. CSUN	1/13/06
3.	23.5	at Long Beach State	4/1/10
4.	22.5	vs. UCLA	4/25/13
	22.5	at UCSD	2/11/12

ASSISTS

1.	91	vs. Stanford	4/20/02
2.	85	at UCLA	2/23/02
3.	83	at Pepperdine	4/26/03
4.	82	vs. Hawaii	2/23/07
	82	vs. Pepperdine	3/13/04
	82	vs. Stanford	1/12/02

DIGS

1.	69	at Hawaii	3/16/12
2.	68	at Hawaii	4/3/08
3.	66	at UC Irvine	2/15/08
4.	65	at USC	4/25/15
5.	64	at UC Irvine	1/7/10



BYU INDIVIDUAL SINGLE SEASON RECORDS, RALLY SCORING ERA (2001-PRES.)

SETS PLAYED

1.	Shawn Olmstead	125	2004
	Jonathan Alleman	125	2004
3.	Fernando Pessoa	122	2004
4.	Carlos Moreno	121	2004
5.	Andrew Stewart	118	2010
	Joe Hillman	118	2004
	Josue Rivera	118	2012
	Russ Lavaja	118	2012
9.	Taylor Sander	117	2013
	Robb Stowell	117	2012

KILLS

1.	Mike Wall	534	2002
2.	Taylor Sander	506	2014
3.	Fernando Pessoa	492	2004
4.	Andrew Stewart	463	2010
5.	Taylor Sander	461	2013
6.	Ivan Perez	458	2008
7.	Jonathan Alleman	440	2003
8.	Taylor Sander	435	2012
9.	Joaquin Acosta	427	2002
10.	Ben Patch	418	2013
	Joe Hillman	418	2004
	Jonathan Alleman	418	2004
	Gabi Garcia Fernandez	180	2020

KILLS PER SET

1.	Mike Wall	4.90	2002
2.	Taylor Sander	4.89	2012
3.	Taylor Sander	4.60	2014
4.	Mike Wall	4.41	2001
5.	Ivan Perez	4.32	2008
	Ben Patch	4.32	2016
7.	Gabi Garcia Fernandez	4.29	2019
8.	Ben Patch	4.27	2017
9.	Robb Stowell	4.08	2011
10.	Yosleyder Cala	4.07	2007
	Gabi Garcia Fernandez	4.09	2020

TOTAL ATTEMPTS

1.	Taylor Sander	1,021	2014
2.	Mike Wall	1,020	2002
3.	Andrew Stewart	976	2010
4.	Taylor Sander	947	2013
5.	Ivan Perez	901	2008
6.	Gabi Garcia Fernandez	883	2019
7.	Robb Stowell	879	2012
8.	Fernando Pessoa	878	2004
9.	Ben Patch	866	2013
10.	Andrew Stewart	854	2009
	Gabi Garcia Fernandez	373	2020

HITTING % (MIN. 250 ATTEMPTS)

1.	Matt Olsen	.524 (163-229)	2001
2.	Price Jarman	.508 (153-252)	2016
3.	Michael Burke	.506 (196-324)	2004
4.	Price Jarman	.464 (138-212)	2017
5.	Michael Burke	.460 (270-524)	2005
6.	Victor Batista	.458 (251-534)	2004
	Michael Burke	.458 (302-535)	2003
8.	Russell Holmes	.456 (250-534)	2006
9.	Russell Holmes	.450 (301-652)	2008
10.	Russell Holmes	.438 (237-564)	2007

HITTING % (MIN. 500 ATTEMPTS)

1.	Michael Burke	.458 (302-535)	2003
2.	Russell Holmes	.450 (301-652)	2008
3.	Brenden Sander	.395 (335-824)	2016
	Taylor Sander	.396 (435-1148)	2012
5.	Futi Taviana	.386 (255-605)	2009
6.	Ben Patch	.379 (402-1137)	2016
	Ivan Perez	.379 (328-1029)	2007
8.	Yosleyder Cala	.377 (334-1036)	2007
9.	Joaquin Acosta	.370 (427-1288)	2002
10.	Jonathan Alleman	.365 (440-1458)	2003

HITTING % (MIN. 750 ATTEMPTS)

1.	Taylor Sander	.396 (435-1148)	2012
2.	Ben Patch	.379 (402-1137)	2016
3.	Joaquin Acosta	.370 (427-1288)	2002
4.	Jonathan Alleman	.365 (440-1458)	2003
5.	Fernando Pessoa	.360 (492-1768)	2004
6.	Jonathan Alleman	.350 (418-1358)	2004
7.	Mike Wall	.347 (534-1810)	2002
8.	Joe Hillman	.345 (418-1358)	2004
9.	Taylor Sander	.338 (506-1610)	2014
10.	Taylor Sander	.333 (461-1468)	2013

SERVICE ACES

1.	Taylor Sander	55	2014
2.	Jake Langlois	52	2017
3.	Gabi Garcia Fernandez	51	2018
	Rafael Paal	51	2003
5.	Taylor Sander	44	2012
6.	Taylor Sander	42	2013
7.	Taylor Sander	41	2011
	Brenden Sander	41	2018
9.	Rafael Paal	39	2002
	Gabi Garcia Fernandez	39	2020

TOTAL BLOCKS

1.	Russell Holmes	172	2008
2.	Futi Taviana	169	2009
3.	Russ Lavaja	168	2012
4.	Russ Lavaja	165	2010
5.	Scott Bunker	162	2001
6.	Futi Taviana	160	2011
7.	Michael Burke	155	2003
	Russell Holmes	155	2006
9.	Futi Taviana	151	2010
10.	Michael Hatch	149	2016
	Felipe de Brito Ferreira	49	2020

SOLO BLOCKS

1.	Russell Holmes	28	2007
2.	Scott Bunker	20	2001
	Michael Burke	20	2005
4.	Rob Neilson	19	2005
5.	Russ Lavaja	17	2010
6.	Futi Taviana	16	2009
	Futi Taviana	16	2011
8.	Russell Holmes	15	2008
	Russ Lavaja	15	2010
10.	Futi Taviana	14	2012
	Three other players/seasons of 14 solo blocks		
	Miki Jauhainen	3	2020

BLOCK ASSISTS

1.	Russ Lavaja	157	2012
	Russell Holmes	157	2008
3.	Futi Taviana	153	2009
4.	Russ Lavaja	148	2010
5.	Michael Hatch	144	2016
	Futi Taviana	144	2011
7.	Russell Holmes	143	2006
	Michael Burke	143	2003
9.	Scott Bunker	142	2001
10.	Futi Taviana	137	2010
	Felipe de Brito Ferreira	48	2020

ASSISTS

1.	Carlos Moreno	1,689	2004
2.	Carlos Moreno	1,567	2003
3.	Rob Neilson	1,467	2005
4.	Carlos Moreno	1,372	2002
5.	Yamil Perez	1,252	2007
6.	Rob Neilson	1,245	2006
7.	Hector Lebron	1,235	2005
8.	Yamil Perez	1,223	2009
9.	Reed Chilton	1,203	2010
10.	Joe Kauliakamo	1,178	2012
	Wil Stanley	438	2020

DIGS

1.	Joel Silva	249	2009
	Joel Silva	249	2008
3.	Ivan Perez	236	2008
4.	Shawn Olmstead	230	2004
5.	Jaylen Reyes	224	2015
6.	Joel Silva	223	2010
	Andrew Stewart	223	2010
8.	Joel Silva	208	2007
9.	Brian Rowley	206	2005
10.	Jaylen Reyes	199	2014
	Davide Gardini	86	2020

BYU TEAM SEASON RECORDS, RALLY SCORING ERA (2001-PRES.)

KILLS

1.	2,056	2004
2.	1,880	2010
3.	1,866	2003
4.	1,807	2002
5.	1,764	2009

ASSISTS

1.	1,936	2004
2.	1,782	2010
3.	1,765	2003
4.	1,702	2002
5.	1,646	2005

TOTAL ATTEMPTS

1.	3,894	2010
2.	3,859	2004
3.	3,759	2009
4.	3,650	2008
5.	3,613	2003

DIGS

1.	1,239	2010
2.	1,178	2008
3.	1,085	2009
4.	1,084	2012
5.	1,055	2004

HITTING PERCENTAGE

1.	.370	2001
2.	.361	2004
3.	.360	2016
4.	.343	2007
5.	.340	2003
	.340	2002

WINS

1.	29	2004
2.	27	2016
3.	26	2017
	26	2013
5.	25	2008

SOLO BLOCKS

1.	78	2004
2.	70	2005
3.	66	2009
4.	63	2010
5.	58	2003

CONSECUTIVE WINS

1.	21	2004
2.	15	2017
3.	13	2018
	13	2016
5.	12	2020
	12	2008

BLOCK ASSISTS

1.	720	2010
2.	699	2012
3.	675	2009
4.	665	2001
5.	648	2013

MOST 3-0 WINS

1.	19	2017
2.	17	2016
3.	16	2007
4.	15	2001
5.	14	2013

TOTAL BLOCKS

1.	423	2010
2.	403.5	2009
3.	398.5	2012
4.	381.5	2001
5.	371	2004

MOST 3-1 WINS

1.	12	2010
2.	10	2004
3.	9	2018
	9	2008
	9	2006

ACES

1.	179	2017
2.	175	2018
3.	174	2005
4.	152	2003
5.	149	2014

MOST 3-2 WINS

1.	8	2012
2.	6	2013
	6	2004
	6	2003
5.	5	2019
	5	2014
	5	2009
	5	2008



LAST TIME A BYU PLAYER HAD...

(Rally era only)

35 or more kills:	35	Ben Patch	at UC Irvine	3/1/13
30 or more kills:	31	Gabi Garcia Fernandez	at Concordia	3/28/19
25 or more kills:	26	Davide Gardini	at Grand Canyon	4/4/19
20 or more kills:	22	Gabi Garcia Fernandez	at UC Irvine	1/24/20
70 or more attempts:	72	Gabi Garcia Fernandez	at Concordia	3/28/19
60 or more attempts:	72	Gabi Garcia Fernandez	at Concordia	3/28/19
50 or more attempts:	51	Gabi Garcia Fernandez	at UC Irvine	1/24/20
.900 hit % (10+ att.):	.905	Yosleyder Cala	at USC	3/3/07
.850 hit % (10+ att.):	.857	Felipe de Brito Ferreira	UC Irvine	3/9/19
.800 hit % (10+ att.):	.833	Felipe de Brito Ferreira	at UC Irvine	1/24/20
.750 hit % (10+ att.):	.833	Felipe de Brito Ferreira	at UC Irvine	1/24/20
80 or more assists:	84	Carlos Moreno	Stanford	4/20/02
70 or more assists:	72	Reed Chilton	at UC San Diego	2/19/10
60 or more assists:	62	Leo Durkin	UCSB	4/21/16
55 or more assists:	57	Wil Stanley	at UC Irvine	1/24/20
9 or more aces	9	Taylor Sander	at UC San Diego	1/18/14
7 or more aces:	8	Gabi Garcia Fernandez	at Mount Olive	1/17/20
5 or more aces:	8	Gabi Garcia Fernandez	at Mount Olive	1/17/20
20 or more digs:	20	Robb Stowell	at UC San Diego	2/19/10
15 or more digs:	15	Erik Sikes	at UCSB	4/7/17
15 or more blocks:	15	Futi Tavana	Long Beach State	4/21/12
13 or more blocks:	13	Felipe de Brito Ferreira	Pepperdine	3/16/19
10 or more blocks:	10	Felipe de Brito Ferreira	Princeton	3/21/19
35 or more points:	35	Gabi Garcia Fernandez	at Concordia	3/28/19
30 or more points:	35	Gabi Garcia Fernandez	at Concordia	3/28/19
25 or more points:	28	Gabi Garcia Fernandez	at UC Irvine	1/24/20
10 kills/10 assists:	---	---	---	---
20 kills/20 digs:	22/20	Robb Stowell	at UC San Diego	2/19/10
30 kills/15 digs:	33/15	Mike Wall	Stanford	4/20/02
20 kills/15 digs:	20/16	Andrew Stuart	Penn State (N)	3/12/10
30 kills/10 digs:	32/14	Yosleyder Cala	at UC Irvine	3/10/06
20 kills/10 digs:	22/11	Gabi Garcia Fernandez	at UC Irvine	1/24/20
15 kills/10 digs:	18/10	Gabi Garcia Fernandez	UCSB	1/31/20
70 assists/10 digs:	74/13	Carlos Moreno	at UCLA	2/23/02
60 assists/10 digs:	62/12	Leo Durkin	UCSB	4/21/16
50 assists/10 digs:	57/12	Wil Stanley	at UC Irvine	1/24/20
10 assists/10 digs:	38/11	Wil Stanley	UCSB	2/1/20
10 assists/10 blocks:	---	---	---	---
10 digs/10 blocks:	---	---	---	---
A triple-double:	---	---	---	---

LAST TIME BYU HAD...

(Rally era only)

90 or more kills:	91	Stanford	4/20/02
80 or more kills:	80	at UC San Diego	2/19/10
70 or more kills:	73	UCSB	4/21/16
65 or more kills:	73	UCSB	4/21/16
20 or more kills in a set:	20	at UCLA	5/3/18
4 or fewer errors:	0	at Cal Baptist	5/19/16
5 or fewer errors:	5	at Saint Francis	1/19/19
7 or fewer errors:	7	at Mount Olive	1/18/20
9 or fewer errors:	7	at Mount Olive	1/18/20
200 or more attacks:	---	---	---
175 or more attacks:	191	at Pepperdine	4/26/08
150 or more attacks:	153	at USC	4/25/15
.600 hit % or higher:	.655	at USC	1/31/01
.500 hit % or higher:	.506	at Mount Olive	1/18/20
.450 hit % or higher:	.506	at Mount Olive	1/18/20
.400 hit % or higher:	.402	UCSB	1/31/20
.800 hit % or higher in a set	.800	at Loyola Chicago	1/3/20
.700 hit % or higher in a set:	.800	at Loyola Chicago	1/3/20
.600 hit % or higher in a set:	.621	at Mount Olive	1/18/20
90 or more assists:	91	Stanford	4/20/02
80 or more assists:	80	UCSB	3/28/08
75 or more assists:	75	USC	3/19/10
70 or more assists:	70	UCSB	4/21/16
65 or more assists:	70	UCSB	4/21/16
60 or more assists:	62	at UC Irvine	1/24/20
15 or more aces:	15	at UC San Diego	1/18/14
12 or more aces:	13	at UCSB	4/6/17
10 or more aces:	10	at Mount Olive	1/17/20
0 service errors:	0	USC	3/19/10
0 return errors:	0	Concordia	2/14/19
65 or more digs:	65	at USC	4/25/15
60 or more digs:	65	at USC	4/25/15
55 or more digs:	65	at USC	4/25/15
50 or more digs:	51	at UC Irvine	1/24/20
10 or more solo blocks:	10	Stanford (N)	1/9/09
5 or more solo blocks:	5	at USC	2/12/15
20 or more blocks:	20.5	at USC	2/12/15
15 or more blocks:	18.5	Pepperdine	3/16/19
30 points in a set:	30	UCLA	3/14/19

ALPHABETICAL ROSTER

#	NAME	HT	POS	CLASS
2	AH SUE, Alex	6-4	OPP	So.
13	AKANA, Kana'i	6-5	OH	So.
16	DE BRITO FERREIRA, Felipe	6-9	MB	Jr.
24	EARNEST, Brody	6-4	S	So.
11	ESCHENBERG, Zach	6-6	OH	Sr.
7	FA'ALOGO, Cyrus	6-4	OH	Sr.
5	GARCIA FERNANDEZ, Gabi	6-7	OPP	Jr.
1	GARDINI, Davide	6-9	OH	So.
23	HEAP, Gavin	6-4	S	Fr.
6	HENDRICKSON, Zach	6-0	L	Jr.
18	JAUHIAINEN, Miki	6-9	MB	Sr.
10	JULIEN, Gavin	6-8	MB	Fr.
9	LINCOLN, Andrew	6-7	OH	Sr.
17	OBENDER, Branden	6-7	MB	So.
21	POTHEIR, Max	6-8	MB	Fr.
4	STANLEY, Jon	6-2	OH/L	Fr.
3	STANLEY, Wil	6-4	S	Sr.
20	TUFUGA, Teilon-Jonathan	6-5	OH	Fr.
12	WORTHINGTON, Mitchel	5-8	L	So.

COACHING STAFF

Head Coach:	Shawn Olmstead (BYU '05)
	5th season, 100-28 record
Assistant Coach:	Devin Young (BYU '14)
Assistant Coach:	Micah Naone (UHWO, '16)
Volunteer Coach:	Giuseppe Vinci (BYU, '16)

PRONUNCIATIONS

*Audio files available [Contact: Braden Taylor]

Kana'i Akana	Kuh-nah-ee Ah-kah-nuh
De Brito Ferreira	Gee Bree-toe Feh-hee-ruh
Eschenberg	Esh-en-burg
Fa'alogo	Fah-ah-lohng-oh
Davide Gardini	Dahv-ee-day Gahr-dee-nee
Jauhiainen	YHOW-he-eye-nen
Oberender	Oh-berr-end-err
Pothier	Poh-theer
Teilon-Jonathan Tufuga	Tay-luhn Too-foo-nguh

2020 BRIGHAM YOUNG UNIVERSITY NUMERICAL ROSTER

#	NAME	POSITION	CLASS	HEIGHT	HOMETOWN/HIGH SCHOOL (PREVIOUS SCHOOL)
1	Davide Gardini	OH	So.	6-9	Ravenna, Italy (Manfredi Azzarita)
2	Alex Ah Sue	OPP	So.	6-4	Camarillo, Calif. (Rio Mesa HS)
3	Wil Stanley	S	Sr.	6-4	Honolulu, Hawaii (Punahou HS)
4	Jon Stanley	OH/L	Fr.	6-2	Honolulu, Hawaii (Kaiser HS)
5	Gabi Garcia Fernandez	OPP	Jr.	6-7	San Juan, Puerto Rico (Saint Francis)
6	Zach Hendrickson	L	Jr.	6-0	Louisville, Ky. (Saint Xavier HS)
7	Cyrus Fa'alogo	OH	Sr.	6-4	West Jordan, Utah (Long Beach City College)
9	Andrew Lincoln	OH	Sr.	6-7	Phoenix, Ariz. (Brophy College Prep)
10	Gavin Julien	MB	Fr.	6-8	Whitefish Bay, Wisc. (Whitefish Bay HS)
11	Zach Eschenberg	OH	Sr.	6-6	Newbury Park, Calif. (Newbury Park HS)
12	Mitchel Worthington	L	So.	5-8	Mesa, Ariz. (Desert Ridge HS)
13	Kana'i Akana	OH	So.	6-5	Honolulu, Hawaii (Punahou HS)
16	Felipe de Brito Ferreira	MB	Jr.	6-9	Maringa, Brazil (Colegio Regina Mundi)
17	Branden Oberender	MB	So.	6-7	Simi Valley, Calif. (Royal HS)
18	Miki Jauhiainen	MB	Sr.	6-9	Tampere, Finland (Kuortane HS)
20	Teilon-Jonathan Tufuga	OH	Fr.	6-5	Long Beach, Calif. (Lakewood HS)
21	Max Pothier	MB	Fr.	6-8	Gilbert, Ariz. (Highland HS)
23	Gavin Heap	S	Fr.	6-4	San Diego, Calif. (La Jolla HS)
24	Brody Earnest	S	So.	6-4	Laguna Niguel, Calif (Utah Valley)

BY POSITION

Libero (2)

Zach Hendrickson	Jr.
Mitchell Worthington	So.

Middle Blocker (5)

Felipe de Brito Ferreira	Jr.
Miki Jauhiainen	Sr.
Gavin Julien	Fr.
Branden Oberender	So.
Max Pothier	Fr.

Opposite Hitter (2)

Alex Ah Sue	So.
Gabi Garcia Fernandez	Jr.

Outside Hitter (7)

Kana'i Akana	So.
Zach Eschenberg	Sr.
Cyrus Fa'alogo	Sr.
Davide Gardini	So.
Andrew Lincoln	Sr.
Teilon-Jonathan Tufuga	Fr.
Jon Stanley	Fr.

Setter (3)

Brody Earnest	So.
Gavin Heap	Fr.
Wil Stanley	Sr.

BY CLASS

Senior (5)

Zach Eschenberg	OH
Cyrus Fa'alogo	OH
Miki Jauhiainen	MB
Andrew Lincoln	OH
Wil Stanley	S

Junior (3)

Felipe de Brito Ferreira	MB
Gabi Garcia Fernandez	OPP
Zach Hendrickson	L

Sophomore (6)

Alex Ah Sue	OPP
Kana'i Akana	OH
Brody Earnest	S
Davide Gardini	OH
Brandon Oberender	MB
Mitchel Worthington	L

Freshman (5)

Gavin Heap	S
Gavin Julien	MB
Max Pothier	MB
Jon Stanley	OH/L
Teilon-Jonathan Tufuga	OH

BY HOMETOWN

Arizona (3)

Andrew Lincoln	Phoenix
Max Pothier	Gilbert
Mitchel Worthington	Mesa

California (6)

Alex Ah Sue	Camarillo
Brody Earnest	Laguna Niguel
Zach Eschenberg	Newbury Park
Gavin Heap	San Diego
Branden Oberender	Simi Valley
Teilon-Jonathan Tufuga	Long Beach

Hawaii (3)

Kana'i Akana	Honolulu
Jon Stanley	Honolulu
Wil Stanley	Honolulu

Kentucky (1)

Zach Hendrickson	Louisville
------------------	------------

Utah (1)

Cyrus Fa'alogo	West Jordan
----------------	-------------

Wisconsin (1)

Gavin Julien	Whitefish Bay
--------------	---------------

International/U.S. Territory (4)

Felipe de Brito Ferreira	Brazil
Gabi Garcia Fernandez	Puerto Rico
Davide Gardini	Italy
Miki Jauhiainen	Finland



SHAWN OLMSTEAD

HEAD COACH

COACHING HISTORY

2016-present	Head Coach, BYU
2011-14	Head Coach (WVB), BYU
2008-10	Assistant Coach (WVB), BYU
2006-07	Assistant Coach, Utah State
2005	Assistant Coach, Cal Poly
2004	Volunteer Coach, Utah Valley

PLAYING EXPERIENCE

2000-04 BYU

YEAR-BY-YEAR

YEAR	RECORD	PCT.	MPSF	PCT.	PLACE	AVCA
2016	27-4	.871	19-3	.864	1st	2nd
2017	26-5	.839	18-2	.889	T-1st	2nd
2018	22-7	.759	10-2	.833	1st	3rd
2019	13-12	.520	6-6	.500	T-4th	T-11th
2020	12-0	1.000	2-0	1.000	-	-
TOTALS	100-28	.781	55-13	.809	3 titles	-

OLMSTEAD CAREER HIGHLIGHTS

AS BYU HEAD COACH

- Reached the 100 win milestone this season in a four-set win over Pepperdine (2/8/20) to join his former coach and BYU legend, Carl McGown, as the only coaches to reach 100 wins in program history. He also had more than 100 wins as the head coach of the BYU women's volleyball team.
- Record in four seasons of 88-28 (.759) overall and 53-13 (.803) in the MPSF (2016-19)
- Opened the 2020 season with the highest winning percentage of any active men's volleyball coach in NCAA Division I-II (.759)
- 2 NCAA DI-II National Runner-up finishes (2016-17)
- Led BYU to NCAA Final Four appearances his first three seasons as coach, first time in program history the Cougars reached the Final Four in three consecutive seasons (2016-18)
- 3 MPSF regular-season titles (2016-18)
- 2 MPSF Tournament titles (2016, 18)
- Two-time MPSF Coach of the Year (2016, 18)
- Top 15 AVCA ranking every week as head coach (74-straight polls), including ranking in the top 3 45 total weeks and no rank lower than No. 12
- 67-25 overall record against Top 15 opponents (2016-pres.)
- 14 AVCA All-America Citations
- 1 CoSIDA Academic All-American, first in program history (Miki Jauhainen)
- 1 CoSIDA Academic All-District citation
- 1 AVCA Newcomer of the Year (Gabi Garcia Fernandez)
- 2 MPSF Freshman of the Year
- 23 All-MPSF citations, including 9 first-team accolades
- 20 Academic All-MPSF citations

AS BYU WOMEN'S HEAD COACH

- Four seasons as the head coach of the BYU women's volleyball program (2011-14)
- Overall record of 103-25 (.820) and 54-14 (.794) in the West Coast Conference
- 2014 AVCA Division I Coach of the Year
- 2014 NCAA National Runner-up, first NCAA Championship match appearance in program history
- 2 NCAA Sweet 16 finishes
- Two-time Pacific South Region Coach of the Year (2012, 14)
- Two-time WCC Coach of the Year (2012, 14)
- 2 WCC titles
- 9 AVCA All-America citations
- 1 WCC Player of the Year
- 2 WCC Freshman of the Year

BEFORE BYU

- Assistant coach with the volleyball programs at BYU, Utah State and Cal Poly
- Volunteer coach with the Utah Valley volleyball team
- Graduated from BYU in 2005 with a degree in Spanish education and a minor in sociology

PLAYING CAREER

- Played libero at BYU (2000-04)
- Two-time NCAA National Champion (2001, 04)
- Helped the Cougars to three NCAA Championship Matches (2001, 03, 04)
- Recorded 230 digs in 2004, the third-most digs in a single season in program history

OLMSTEAD VS. ALL OPPONENTS

OPPONENT	W-L	H	A	N
Ball State	2-0	1-0	1-0	-
Barton	3-0	2-0	-	1-0
Cal Baptist	3-0	1-0	2-0	-
Concordia	3-2	2-1	1-1	-
CSUN	4-0	2-0	2-0	-
George Mason	1-0	1-0	-	-
Grand Canyon	3-1	2-0	1-1	-
Hawaii	5-2	2-1	3-0	0-1
Lewis	4-0	1-0	2-0	1-0
Long Beach State	4-2	1-1	1-1	2-0
Loyola Chicago	2-2	1-1	1-1	-
McKendree	2-1	2-1	-	-
Mount Olive	2-0	-	2-0	-
NJIT	1-0	-	1-0	-
Ohio State	2-2	1-0	1-1	0-1
Penn State	4-0	2-0	1-0	1-0
Pepperdine	7-3	4-1	3-2	-
Princeton	3-0	2-0	1-0	-
Saint Francis	1-0	-	1-0	-
Stanford	8-2	4-1	3-1	1-0
UC Irvine	7-4	3-2	4-2	-
UCLA	9-3	7-0	2-3	-
UC San Diego	5-0	2-0	3-0	-
UC Santa Barbara	8-3	6-1	2-2	-
USC	7-1	5-0	2-1	-
Totals	100-28	54-10	40-16	6-2

Bold signifies 2019 opponent



MATCH-BY-MATCH STARTING LINEUPS

DATE	OPPONENT	SETTER	OPPOSITE	OUTSIDE HITTER	OUTSIDE HITTER	MIDDLE BLOCKER	MIDDLE BLOCKER	LIBERO
1/3	#11 Loyola Chicago	W. Stanley	Garcia Fernandez	Gardini	Eschenberg	Jauhainen	de Brito Ferreira	Worthington
1/4	#6 Lewis	W. Stanley	Garcia Fernandez	Gardini	Eschenberg	Jauhainen	de Brito Ferreira	Worthington
1/10	#15 Penn State	W. Stanley	Garcia Fernandez	Gardini	Eschenberg	Jauhainen	de Brito Ferreira	Worthington
1/11	#15 Penn State	W. Stanley	Garcia Fernandez	Gardini	Eschenberg	Jauhainen	de Brito Ferreira	Hendrickson
1/17	Mount Olive	Earnest	Garcia Fernandez	Gardini	Eschenberg	Jauhainen	Oberender	Hendrickson
1/18	Mount Olive	W. Stanley	Garcia Fernandez	Gardini	Lincoln	Oberender	de Brito Ferreira	Worthington
1/22	#5 UC Irvine	W. Stanley	Garcia Fernandez	Gardini	Eschenberg	Jauhainen	de Brito Ferreira	Hendrickson
1/24	#5 UC Irvine	W. Stanley	Garcia Fernandez	Gardini	Eschenberg	Jauhainen	de Brito Ferreira	Worthington
1/31	#3 UCSB	W. Stanley	Garcia Fernandez	Gardini	Eschenberg	Jauhainen	de Brito Ferreira	Worthington
2/1	#3 UCSB	W. Stanley	Garcia Fernandez	Gardini	Eschenberg	Jauhainen	de Brito Ferreira	Worthington
2/6	#7 UCLA	W. Stanley	Garcia Fernandez	Gardini	Eschenberg	Jauhainen	de Brito Ferreira	Worthington
2/8	#8 Pepperdine	W. Stanley	Garcia Fernandez	Gardini	Eschenberg	Jauhainen	de Brito Ferreira	Worthington

MATCH-BY-MATCH TEAM STATISTICAL LEADERS

DATE	OPPONENT	KILLS	ATTEMPTS	HIT% (MIN. 10 ATT)	ASSISTS	ACES	DIGS	BLOCKS	POINTS
1/3	#11 Loyola Chicago	Garcia Fernandez, 22	Garcia Fernandez, 41	Gardini, 21/77/33, .412	W. Stanley, 53	Two players, 4	Gardini, 9	Gardini, 4	Garcia Fernandez, 27
1/4	#6 Lewis	Gardini, 19	Garcia Fernandez, 37	Gardini, 19/5/35, .400	W. Stanley, 36	Garcia Fernandez, 7	Garcia Fernandez, 9	Two players, 6	Garcia Fernandez, 26
1/10	#15 Penn State	Garcia Fernandez, 14	Garcia Fernandez, 22	Gardini, 13/11/16, .750	W. Stanley, 32	Three players, 1	Gardini, 8	de Brito Ferreira, 3	Two players, 14.5
1/11	#15 Penn State	Gardini, 11	Garcia Fernandez, 18	Gardini, 11/2/19, .474	W. Stanley, 25	Tufuga, 3	Garcia Fernandez, 6	Two players, 6	Gardini, 14.5
1/17	Mount Olive	Gardini, 15	Garcia Fernandez, 28	Gardini, 15/2/19, .684	Earnest, 28	Garcia Fernandez, 8	Two players, 6	Oberender, 6	Garcia Fernandez, 19
1/18	Mount Olive	Gardini, 15	Gardini, 22	Gardini, 15/2/22, .591	W. Stanley, 38	Two players, 2	Gardini, 10	de Brito Ferreira, 4	Gardini, 18
1/22	#5 UC Irvine	Garcia Fernandez, 19	Gardini, 36	Garcia Fernandez, 19/4/29, .517	W. Stanley, 48	Garcia Fernandez, 3	W. Stanley, 13	de Brito Ferreira, 7	Garcia Fernandez, 24
1/24	#5 UC Irvine	Garcia Fernandez, 22	Garcia Fernandez, 51	de Brito Ferreira, 10/0/12, .833	W. Stanley, 57	Garcia Fernandez, 4	Two players, 12	Jauhainen, 8	Garcia Fernandez, 28
1/31	#3 UCSB	Garcia Fernandez, 18	Garcia Fernandez, 34	Garcia Fernandez, 18/0/34, .529	W. Stanley, 42	Garcia Fernandez, 3	Garcia Fernandez, 10	Three players, 4	Garcia Fernandez, 23
2/1	#3 UCSB	Three players, 12	Garcia Fernandez, 42	de Brito Ferreira, 9/2/15, .467	W. Stanley, 38	Garcia Fernandez, 4	W. Stanley, 11	Eschenberg, 4	Garcia Fernandez, 18.5
2/6	#7 UCLA	Garcia Fernandez, 13	Gardini, 24	Eschenberg, 7/1/12, .500	W. Stanley, 33	Garcia Fernandez, 3	Eschenberg, 5	de Brito Ferreira, 6	Garcia Fernandez, 17.5
2/8	#8 Pepperdine	Garcia Fernandez, 14	Garcia Fernandez, 30	Jauhainen, 7/1/12, .500	W. Stanley, 36	Gardini, 2	W. Stanley, 6	de Brito Ferreira, 7	Garcia Fernandez, 17.5



#1 DAVIDE GARDINI

6-9
SOPHOMORE
OUTSIDE HITTER
RAVENNA, ITALY
MANFREDI AZZARITA

GARDINI NOTABLES

- MPSF Offensive Player of the Week (1/13), MPSF Defensive Player of the Week (1/6)
- Has recorded double-digit kills in every match this year
- 2020 Off the Block Preseason All-America Second Team
- 2020 Karch Kiraly Award watch list
- 2019 MPSF Freshman of the Year
- 2019 AVCA All-America honorable mention
- Second on the team in 2019 in kills (319), digs (125) and aces (28)

SEASON HIGHS

Kills: 21 at Loyola Chicago, 1/3/20
Attempts: 41 at UC Irvine, 1/24/20
Aces: 2, three times
Assists: 2, three times
Digs: 12 at UC Irvine, 1/24/20
Block assists: 5, two times
Block solos:
Total blocks: 5, two times
Points: 23 at Loyola Chicago, 1/3/20

CAREER HIGHS

Kills: 26 at Grand Canyon, 4/4/19
Attempts: 47, two times
Aces: 5 at Stanford, 4/13/19
Assists: 2, four times
Digs: 12 at UC Irvine, 1/24/20
Block assists: 5, four times
Block solos: 1, two times
Total blocks: 6 at Concordia, 3/28/19
Points: 29 at Stanford, 4/13/19



#3 WIL STANLEY

6-4
SENIOR
SETTER
HONOLULU, HAWAII
PUNAHOU HS

STANLEY NOTABLES

- Back-to-back MPSF Defensive Player of the Week honors (1/27, 2/3)
- Started the first 13 matches of the 2019 season before suffering a season-ending injury
- Led the team with 438 assists in 2019
- 2020 Lloy Ball Award preseason watch list
- Brother, Jon, is also currently a member of the BYU men's volleyball team; father, Jon, played volleyball and basketball for BYU as well as represented USA on the U.S. men's national volleyball team at the 1968 Summer Olympics and is a member of the International Volleyball Hall of Fame; Brother, Clay, is a three-time U.S. Olympian

SEASON HIGHS

Kills: 3, three times
Attempts: 11 at Mount Olive, 1/18/20
Aces: 2, two times
Assists: 57 at UC Irvine, 1/24/20
Digs: 13 at UC Irvine, 1/22/20
Block assists: 5 at UC Irvine, 1/24/20
Block solos: 1 at Lewis, 1/4/20
Total blocks: 5 at UC Irvine, 1/24/20
Points: 6 at Lewis, 1/4/20

CAREER HIGHS

Kills: 3, four times
Attempts: 11 at Mount Olive, 1/18/20
Aces: 4, vs. Pepperdine, 4/5/18
Assists: 57 at UC Irvine, 1/24/20
Digs: 13 at UC Irvine, 1/22/20
Block assists: 5 at UC Irvine, 1/24/20
Block solos: 1, two times
Total blocks: 5 at UC Irvine, 1/24/20
Points: 6, two times



#2 ALEX AH SUE

6-4
SOPHOMORE
OPPOSITE HITTER
CAMARILLO, CALIFORNIA
RIO MESA HS

AH SUE NOTABLES

- Played in 15 of 25 matches (36 total sets) in 2019, garnering 26 kills and 10 digs
- Married BYU women's volleyball player McKenna Miller in May 2019
- Served a two-year church mission in Idaho
- Speaks Spanish

SEASON HIGHS

Kills: 1 at Mount Olive, 1/17/20
Attempts: 1 at Mount Olive, 1/17/20
Aces: 1 at Mount Olive, 1/18/20
Assists:
Digs:
Block assists:
Block solos:
Total blocks:
Points:

CAREER HIGHS

Kills: 23 vs. McKendree, 3/22/19
Attempts: 44 vs. McKendree, 3/22/19
Aces: 2 at Saint Francis, 1/19/19
Assists:
Digs: 6 vs. McKendree, 3/22/19
Block assists: 2 at Saint Francis, 1/19/19
Block solos:
Total blocks: 2 at Saint Francis, 1/19/19
Points: 23.5 vs. McKendree, 3/22/19



#4 JON STANLEY

6-2
FRESHMAN
OUTSIDE HITTER/LIBERO
HONOLULU, HAWAII
KAISER HS

STANLEY NOTABLES

- Recorded an ace vs. Penn State while playing in the first match of his career (1/10)
- Redshirted in 2019
- Two-time member of Hawaii's Fab 15 All-State Boys Volleyball Team (2017-18)
- Brother, Wil, is also currently a member of the BYU men's volleyball team; father, Jon, played volleyball and basketball for BYU as well as represented USA on the U.S. men's national volleyball team at the 1968 Summer Olympics and is a member of the International Volleyball Hall of Fame; Brother, Clay, is a three-time U.S. Olympian

SEASON HIGHS

Kills:
Attempts:
Aces: 2 vs. UCSB, 1/31/20
Assists: 1 vs. UCSB, 1/31/20
Digs: 1, four times
Block assists:
Block solos:
Total blocks:
Points: 2 vs. UCSB, 1/31/20

CAREER HIGHS

Kills:
Attempts:
Aces: 2 vs. UCSB, 1/31/20
Assists: 1 vs. UCSB, 1/31/20
Digs: 1, four times
Block assists:
Block solos:
Total blocks:
Points: 2 vs. UCSB, 1/31/20



#5 GABI GARCIA FERNANDEZ

6-7
JUNIOR
OPPOSITE HITTER
SAN JUAN, PUERTO RICO
SAINT FRANCIS HS

GARCIA FERNANDEZ NOTABLES

- Two-time MPSF Offensive Player of the Week (1/6, 1/27)
- Has served seven or more aces in two matches this season (No. 6 Lewis, Mount Olive)
- Leads the NCAA in aces per set (.946)
- Two-time second-team AVCA All-American (2018-19)
- 2018 AVCA Newcomer of the Year, 2018 Volleyball Magazine Freshman of the Year, 2018 MPSF Freshman of the Year
- 2019 All-MPSF Second Team, 2018 All-MPSF First Team
- Led the team in kills (390) digs (136) and aces (32) while starting 24 matches in 2019

SEASON HIGHS

Kills: 22, two times
Attempts: 51 at UC Irvine, 1/24/20
Aces: 8 at Mount Olive, 1/17/20
Assists: 1, six times
Digs: 11 at UC Irvine, 1/24/20
Block assists: 6, two times
Block solos: 2 vs. UCSB, 2/1/20
Total blocks: 6, two times
Points: 28 at UC Irvine, 1/24/20

CAREER HIGHS

Kills: 31 at Concordia, 3/28/19
Attempts: 72 at Concordia, 3/28/19
Aces: 8 at Mount Olive, 1/17/20
Assists: 2 vs. Stanford, 2/24/18
Digs: 11, three times
Block assists: 9 vs. Pepperdine, 3/16/19
Block solos: 2, two times
Total blocks: 9 vs. Pepperdine, 3/16/19
Points: 35 at Concordia, 3/28/19



#7 CYRUS FA'ALOGO

6-4
SENIOR
OUTSIDE HITTER
WEST JORDAN, UTAH
LONG BEACH CITY COLLEGE

FA'ALOGO NOTABLES


- Played several matches at setter in 2019 due to injuries, also battled injuries himself
- In 44 sets of play, totaled 197 assists, 67 digs, 33 kills and 27 blocks
- Started eight of the 15 matches he played in, three at setter and five at outside hitter
- Served a two-year church mission in Missouri

SEASON HIGHS

Kills:
Attempts:
Aces:
Assists:
Digs:
Block assists:
Block solos:
Total blocks:
Points:

CAREER HIGHS

Kills: 15 vs. Concordia, 3/29/18
Attempts: 29 vs. Concordia, 3/29/18
Aces: 3 vs. Pepperdine, 4/5/18
Assists: 46, two times
Digs: 10, two times
Block assists: 5 at UCLA, 2/9/19
Block solos:
Total blocks: 5 at UCLA, 2/9/19
Points: 17 vs. Concordia, 3/29/18



#6 ZACH HENDRICKSON

6-0
JUNIOR
LIBERO
LOUISVILLE, KENTUCKY
SAINT XAVIER HS

HENDRICKSON NOTABLES

- Played in 55 sets in 2019, garnering 82 digs and 26 assists
- Played in 69 sets in 2018, recording 95 digs and 31 assists

SEASON HIGHS

Kills:
Attempts:
Aces:
Assists: 4 at Lewis, 1/4/20
Digs: 5, two times
Block assists:
Block solos:
Total blocks:
Points:

CAREER HIGHS

Kills:
Attempts:
Aces:
Assists: 6 at Concordia, 3/28/19
Digs: 12 at Stanford, 4/13/19
Block assists:
Block solos:
Total blocks:
Points:



#9 ANDREW LINCOLN

6-7
SENIOR
OUTSIDE HITTER
PHOENIX, ARIZONA
BROPHY COLLEGE PREPARATORY

LINCOLN NOTABLES

- Started 13 of 19 matches played at outside hitter in 2019
- Recorded 64 kills, 56 digs, 19 blocks and 10 aces in 56 sets played in 2019
- 2019 MPSF All-Academic honoree
- In 2018, totaled 40 kills, 31 digs and 23 blocks in 37 sets

SEASON HIGHS

Kills: 3 at Mount Olive, 1/18/20
Attempts: 6 at Mount Olive, 1/18/20
Aces:
Assists:
Digs: 1 at Mount Olive, 1/18/20
Block assists:
Block solos: 1 at Mount Olive, 1/18/20
Total blocks:
Points: 4.5 at Mount Olive, 1/18/20

CAREER HIGHS

Kills: 11 vs. UCLA, 3/14/19
Attempts: 24 vs. UCLA, 3/14/19
Aces: 2 at UCSB, 2/2/19
Assists: 4 vs. Concordia, 1/13/17
Digs: 13 at Stanford, 4/13/19
Block assists: 3, six times
Block solos: 1, two times
Total blocks: 3, six times
Points: 12, two times



#10 GAVIN JULIEN

6-8
FRESHMAN
MIDDLE BLOCKER
WHITEFISH BAY, WISCONSIN
WHITEFISH BAY HS

JULIEN NOTABLES

- Two-time member of the U.S. Volleyball Youth National Training Team (2018-19), competed at the 2019 World Championships
- Two-time member of the Junior Olympics All-Tournament Team (2017, 2019)
- Speaks Polish

SEASON HIGHS

Kills:
Attempts:
Aces:
Assists:
Digs:
Block assists:
Block solos:
Total blocks:
Points:

CAREER HIGHS

Kills:
Attempts:
Aces:
Assists:
Digs:
Block assists:
Block solos:
Total blocks:
Points:



#12 MITCHEL WORTHINGTON

5-8
SOPHOMORE
LIBERO
MESA, ARIZONA
DESERT RIDGE HS

WORTHINGTON NOTABLES

- Played 45 sets in 2017, totaling 68 digs and 17 assists
- Rejoined the team this year after serving a two-year church mission in Mexico
- Speaks Spanish

SEASON HIGHS

Kills:
Attempts:
Aces:
Assists: 7 vs. UCSB, 2/1/20
Digs: 11 at UC Irvine, 1/22/20
Block assists:
Block solos:
Total blocks:
Points:

CAREER HIGHS

Kills:
Attempts:
Aces:
Assists: 7 vs. UCSB, 2/1/20
Digs: 14 at CSUN, 1/20/17
Block assists:
Block solos:
Total blocks:
Points:



#11 ZACH ESCHENBERG

6-6
SENIOR
OUTSIDE HITTER
NEWBURY PARK, CALIFORNIA
NEWBURY PARK HS

ESCHENBERG NOTABLES

- Set or matched four career highs in win over No. 5 UC Irvine (1/24)
- Played in 12 matches in 2019, starting three
- Married BYU women's volleyball player Kennedy Redding in July 2018
- Played sparingly in 2017 and 2018
- Served a two-year church mission in Peru
- Speaks Spanish

SEASON HIGHS

Kills: 14 at UC Irvine, 1/24/20
Attempts: 30 vs. UCSB, 2/1/20
Aces: 4 at Loyola Chicago, 1/3/20
Assists: 2 vs. Penn State 1/10/20
Digs: 9 at UC Irvine, 1/22/20
Block assists: 4 at UC Irvine, 1/24/20
Block solos: 1 vs. UCSB, 2/1/20
Total blocks: 4, two times
Points: 16.5 vs. UCSB, 2/1/20

CAREER HIGHS

Kills: 14 at UC Irvine, 1/24/20
Attempts: 30, two times
Aces: 4 at Loyola Chicago, 1/3/20
Assists: 2 vs. Penn State 1/10/20
Digs: 9, two times
Block assists: 4, two times
Block solos: 1 vs. UCSB, 2/1/20
Total blocks: 4, three times
Points: 16.5 vs. UCSB, 2/1/20



#13 KANA'I AKANA

6-5
SOPHOMORE
OUTSIDE HITTER
HONOLULU, HAWAII
PUNAHOU HS

AKANA NOTABLES

- Played in 6 matches as a freshman
- In 10 sets, recorded 12 digs, eight kills and five blocks

SEASON HIGHS

Kills: 3 at Mount Olive, 1/17/20
Attempts: 5 at Mount Olive, 1/17/20
Aces:
Assists: 1 at Mount Olive, 1/17/20
Digs: 1 at Mount Olive, 1/17/20
Block assists:
Block solos:
Total blocks:
Points: 3 at Mount Olive, 1/17/20

CAREER HIGHS

Kills: 5 at Stanford, 3/2/19
Attempts: 11 at Stanford, 3/2/19
Aces:
Assists: 2 at UCSB, 2/2/19
Digs: 4 at Pepperdine, 2/6/19
Block assists: 1, four times
Block solos: 1 at UCSB 2/2/19
Total blocks: 1, five times
Points: 5.5 at Stanford, 3/2/19



#16 FELIPE DE BRITO FERREIRA

6-9
JUNIOR
MIDDLE BLOCKER
MARINGA, BRAZIL
COLEGIO REGINA MUNDI

DE BRITO FERREIRA NOTABLES

- MPSF Defensive Player of the Week (2/10)
- 2020 Ryan Millar Award preseason watch list
- 2019 All-MPSF honorable mention
- Led the team with 10 solo blocks 2019, recorded the second-most total blocks on the team last season with 94 and had a team-best average of 1.01 block/set
- Started all 24 matches played in 2019 while also totaling 128 kills on a .498 clip
- Speaks Portuguese and Spanish

SEASON HIGHS

Kills: 10 at UC Irvine, 1/24/20
Attempts: 17 at UC Irvine, 1/22/20
Aces: 1 vs. UCSB, 1/31/20
Assists: 1 vs. UCSB, 1/31/20
Digs: 3 vs. Penn State, 1/10/20
Block assists: 7 vs. Pepperdine, 2/8/20
Block solos: 1 at UC Irvine, 1/22/20
Total blocks: 7, two times
Points: 12, two times

CAREER HIGHS

Kills: 14 at Stanford, 4/13/19
Attempts: 21 at Stanford, 4/13/19
Aces: 1, eight times
Assists: 2 vs. Hawaii 3/10/18
Digs: 3, three times
Block assists: 12 vs. Pepperdine, 3/16/19
Block solos: 3 at Grand Canyon, 4/4/19
Total blocks: 13 vs. Pepperdine
Points: 16 at Stanford, 4/13/19



#18 MIKI JAUHAINEN

6-9
SENIOR
MIDDLE BLOCKER
TAMPERE, FINLAND
KUORTANE HS

JAUHAINEN NOTABLES

- Started all 24 matches played in 2019
- 2019 CoSIDA Academic All-American (Third Team), first in program history
- Led the team with 94 total blocks in 2019, third on the team in aces with 18
- 2019 & 2018 MPSF All-Academic honors
- 2018 Elite 90 Award recipient at the NCAA Championships
- Speaks Finnish

SEASON HIGHS

Kills: 7 vs. Pepperdine, 2/8/20
Attempts: 10 vs. UCSB, 1/31/20
Aces: 1 at Loyola Chicago, 1/3/20
Assists: 2 vs. UCLA 2/6/20
Digs: 4 vs. UCSB, 1/31/20
Block assists: 8 at UC Irvine, 1/24/20
Block solos: 1, three times
Total blocks: 8 at UC Irvine, 1/24/20
Points: 6.5 at Loyola Chicago, 1/3/20

CAREER HIGHS

Kills: 7, two times
Attempts: 13 vs. UC Irvine, 2/27/18
Aces: 3, two times
Assists: 2, three times
Digs: 5 vs. Pepperdine, 3/16/19
Block assists: 9, two times
Block solos: 2 vs. USC 2/16/19
Total blocks: 9, two times
Points: 10.5 vs. Grand Canyon, 2/23/19



#17 BRANDEN OBERENDER

6-7
SOPHOMORE
MIDDLE BLOCKER
SIMI VALLEY, CALIFORNIA
ROYAL HS

OBERENDER NOTABLES

- Started three of the eight matches played in 2019, playing occasionally at outside hitter
- In 18 sets, totaled 20 kills and 15 blocks
- Married to Abby Jane
- Served a two-year church mission in Oklahoma
- Speaks Marshallese

SEASON HIGHS

Kills: 4 at Loyola Chicago, 1/3/20
Attempts: 6 at Mount Olive, 1/17/20
Aces:
Assists: 1 at Mount Olive, 1/18/20
Digs: 1 at Mount Olive, 1/17/20
Block assists: 6 at Mount Olive, 1/17/20
Block solos:
Total blocks: 6 at Mount Olive, 1/17/20
Points: 6 at Mount Olive, 1/17/20

CAREER HIGHS

Kills: 8 vs. McKendree, 3/22/19
Attempts: 11, two times
Aces:
Assists: 1 at Mount Olive, 1/18/20
Digs: 1, two times
Block assists: 6 at Mount Olive, 1/17/20
Block solos:
Total blocks: 6 at Mount Olive, 1/17/20
Points: 10 vs. McKendree, 3/22/19



#20 TEILON-JONATHAN TUFUGA

6-5
FRESHMAN
OUTSIDE HITTER
LONG BEACH, CALIFORNIA
LAKEWOOD HS

TUFUGA NOTABLES

- Provided a spark off the bench with three kills, aces and digs while adding two blocks vs. No. 15 Penn State (1/11)
- Brother, Storm Fa'agata-Tuguga, was a member of the BYU men's volleyball team (2017-19) before having to medically retire before the 2020 season
- 2019 Moore League MVP
- Helped lead team to bronze medal at 2019 Junior Nationals

SEASON HIGHS

Kills: 4 at Lewis, 1/4/20
Attempts: 10 at Lewis, 1/4/20
Aces: 3 vs. Penn State, 1/11/20
Assists: 1 at Lewis, 1/4/20
Digs: 6 at Lewis, 1/4/20
Block assists: 2 vs. Penn State, 1/11/20
Block solos:
Total blocks: 2 vs. Penn State, 1/11/20
Points: 7 vs. Penn State, 1/11/20

CAREER HIGHS

Kills: 4 at Lewis, 1/4/20
Attempts: 10 at Lewis, 1/4/20
Aces: 3 vs. Penn State, 1/11/20
Assists: 1 at Lewis, 1/4/20
Digs: 6 at Lewis, 1/4/20
Block assists: 2 vs. Penn State, 1/11/20
Block solos:
Total blocks: 2 vs. Penn State, 1/11/20
Points: 7 vs. Penn State, 1/11/20



#21 MAX POTHIER

6-8
FRESHMAN
MIDDLE BLOCKER
GILBERT, ARIZONA
HIGHLAND HS

POTHIER NOTABLES

- Redshirted in 2019
- 2015 All-Arizona First Team
- Led Spiral Volleyball Club to a runner-up finish at 2015 nationals
- Served a two-year church mission in Taiwan
- Speaks Mandarin Chinese

SEASON HIGHS

Kills:
Attempts:
Aces:
Assists:
Digs:
Block assists:
Block solos:
Total blocks:
Points:

CAREER HIGHS

Kills:
Attempts:
Aces:
Assists:
Digs:
Block assists:
Block solos:
Total blocks:
Points:



#24 BRODY EARNEST

6-4
SOPHOMORE
SETTER
LAGUNA NIGUEL, CALIFORNIA
UTAH VALLEY UNIVERSITY

EARNEST NOTABLES

- 2019 All-MPSF Freshman Team
- Started nine of the last 10 matches of the season, played in 11 matches total
- Totaled 312 assists in 36 sets
- Recorded 40+ assists in four matches
- Had two uncles play on the BYU men's volleyball team: Brian Congelliere (2004-08) and John Earnest (1999-00)
- Served a two-year church mission in the Phillipines
- Speaks Tagalog and Ilokano

SEASON HIGHS

Kills:
Attempts: 13 at Mount Olive, 1/17/20
Aces:
Assists: 28 at Mount Olive, 1/17/20
Digs: 4 at Mount Olive, 1/17/20
Block assists: 2 at Mount Olive, 1/17/20
Block solos:
Total blocks: 2 at Mount Olive, 1/17/20
Points:

CAREER HIGHS

Kills: 2, two times
Attempts: 13 at Mount Olive, 1/17/20
Aces: 1, three times
Assists: 57 at Grand Canyon, 4/4/19
Digs: 6, three times
Block assists: 5 at Stanford, 4/13/19
Block solos:
Total blocks: 5 at Stanford, 4/13/19
Points: 4.5 at Stanford, 4/13/19



#23 GAVIN HEAP

6-4
FRESHMAN
SETTER
SAN DIEGO, CALIFORNIA
LA JOLLA HS

HEAP NOTABLES

- Recently returned from a two-year church mission in Argentina
- Father, Elmer, played basketball at BYU; two brothers, Andrew and Tyler, also played for the BYU men's volleyball team
- All-time assist leader at La Jolla high school (2673)
- Three-time American Volleyball Coaches Association Academic Award recipient (2014-16)
- Speaks Spanish

SEASON HIGHS

Kills:
Attempts:
Aces:
Assists:
Digs:
Block assists:
Block solos:
Total blocks:
Points:

CAREER HIGHS

Kills:
Attempts:
Aces:
Assists:
Digs:
Block assists:
Block solos:
Total blocks:
Points:



#1 Davide Gardini



#2 Alex Ah Sue



#3 Wil Stanley



#4 Jon Stanley



#5 Gabi Garcia Fernandez



#6 Zach Hendrickson



#7 Cyrus Fa'alogo



#9 Andrew Lincoln



#10 Gavin Julien



#11 Zach Eschenberg



#12 Mitchel Worthington



#13 Kana'i Akana



#16 Felipe de Brito Ferreira




#17 Branden Oberender



#18 Miki Jauhiainen



#20 Teilon-Jonathan Tufuga



#21 Max Pothier



#23 Gavin Heap



#24 Brody Earnest



Shawn Olmstead



Devin Young



Micah Naone



**2020-21 BYU Men's Volleyball
Combined Team Statistics
All games**

Game Records

Overall	Conference	Home	Away	Neutral
12 - 0	2 - 0	6 - 0	6 - 0	0 - 0

Team Box Score

##	Player	SP	Attack					Set		Serve			Dig			Blocking				PTS		
			K	K/S	E	TA	PCT	A	A/S	SA	SE	SA/S	RE	DIG	DIG/S	BS	BA	TOT/S	BLK/S		BE	BHE
1	Gardini, Davide	44	173	3.93	53	338	.355	12	0.27	12	44	0.27	18	86	1.95	0	39	39	0.89	3	1	204.5
2	Ah Sue, Alex	2	1	0.50	0	1	1.000	0	0.00	1	0	0.50	0	0	0.00	0	0	0	0.00	0	0	2.0
3	Stanley, Wil	41	17	0.41	4	38	.342	438	10.68	7	13	0.17	0	77	1.88	1	25	26	0.63	7	1	37.5
4	Stanley, Jon	35	0	0.00	0	0	.000	1	0.03	5	5	0.14	0	4	0.11	0	0	0	0.00	0	0	5.0
5	Garcia Fernandez, Gabi	44	180	4.09	63	373	.314	6	0.14	39	38	0.89	2	74	1.68	2	39	41	0.93	2	0	240.5
6	Hendrickson, Zach	20	0	0.00	0	0	.000	6	0.30	0	0	0.00	5	19	0.95	0	0	0	0.00	0	0	0.0
9	Lincoln, Andrew	2	3	1.50	0	6	.500	0	0.00	0	0	0.00	1	1	0.50	1	1	2	1.00	0	0	4.5
11	Eschenberg, Zach	36	78	2.17	22	174	.322	3	0.08	8	21	0.22	13	55	1.53	1	18	19	0.53	2	0	96.0
12	Worthington, Mitchel	38	0	0.00	0	0	.000	29	0.76	0	0	0.00	15	48	1.26	0	0	0	0.00	0	0	0.0
13	Akana, Kana'i	5	3	0.60	0	5	.600	1	0.20	0	4	0.00	0	1	0.20	0	0	0	0.00	0	0	3.0
16	de Brito Ferreira, Felipe	38	62	1.63	16	108	.426	1	0.03	1	13	0.03	0	8	0.21	1	48	49	1.29	2	0	88.0
17	Oberender, Branden	9	12	1.33	1	17	.647	1	0.11	0	6	0.00	0	1	0.11	0	10	10	1.11	1	0	17.0
18	Jauhiainen, Miki	43	36	0.84	6	81	.370	9	0.21	2	8	0.05	0	16	0.37	3	36	39	0.91	0	0	59.0
20	Tufuga, Teilon-Jonathan	13	8	0.62	3	22	.227	1	0.08	3	6	0.23	3	11	0.85	0	3	3	0.23	1	0	12.5
24	Earnest, Brody	3	0	0.00	1	13	-.077	28	9.33	0	1	0.00	0	4	1.33	0	2	2	0.67	0	0	1.0
BYU		44	573	13.02	169	1176	.344	536	12.18	78	159	1.77	60	405	9.20	9	221	119.5	2.72	18	2	770.5
Opponents		44	513	11.66	206	1242	.247	486	11.05	60	204	1.36	78	348	7.91	10	129	74.5	1.69	28	4	647.5

Team statistics

	BYU	OPP
ATTACK		
Kills	573	513
Errors	169	206
Total Attacks	1176	1242
Attack Pct	.344	.247
Kills/Set	13	11.7
SET		
Assists	536	486
Attempts	1177	1286
Assist Pct	.455	.378
Assists/Set	12.2	11
SERVE		
Aces	78	60
Errors	159	204
Attempts	1067	926
Serve Pct	.851	.780
Aces/Set	1.8	1.4
SERVE RECEPTIONS		
Errors	60	78
Errors/Set	1.4	1.8
Attempts	722	908
Reception Pct	.917	.998
DEFENSE		
Digs	405	348
Digs/Set	9.2	7.9
BLOCKING		
Block solo	9	10
Block Assist	221	129
Total Blocks	119.5	74.5
Blocks/Set	2.7	1.7
Block Errors	18	28
Ball handling errors	2	4
ATTENDANCE		
Total	22804	4405
Dates/Avg Per Date	6/3801	6/734
Neutral Site #/Avg	0/0	-
Current win streak	0	-
Home win streak	0	-

Team Results

Date	Opponent	Score	Score-by-set	Att.
01/03/2020	at Loyola Chicago	W 3-1	25-22,22-25,25-22,25-16	496
01/04/2020	at Lewis	W 3-1	25-21,25-21,22-25,25-16	995
01/10/2020	Penn St.	W 3-0	25-23,25-19,25-22	4440
01/11/2020	Penn St.	W 3-0	25-19,25-22,25-21	3080
01/17/2020	at Mount Olive	W 3-0	25-17,25-10,25-22	228
01/18/2020	at Mount Olive	W 3-0	25-20,25-23,25-16	384
01/22/2020	at UC Irvine	W 3-1	25-17,20-25,25-19,25-15	637
01/24/2020	at UC Irvine	W 3-1	28-30,27-25,25-17,27-25	1665
01/31/2020	UC Santa Barbara	W 3-1	25-16,21-25,25-21,25-17	4692
02/01/2020	UC Santa Barbara	W 3-2	23-25,25-22,20-25,28-26,15-11	3655
* 02/06/2020	UCLA	W 3-0	31-29,25-12,25-23	3162
* 02/08/2020	Pepperdine	W 3-1	25-18,25-22,22-25,25-20	3775



Volleyball Box Score
The Automated ScoreBook
#3 BYU vs #11 Loyola Chicago (Jan 03, 2020 at Chicago, Ill.)

#	BYU	Attack				Serve			Block				Pts			
		S	K	E	TA	Pct	Ast	SA	SE	RE	Dig	BS		BA	BE	BH
1	Gardini, Davide	4	21	7	33	.424	0	0	5	0	9	0	4	0	0	-
3	Stanley, Wil	4	2	0	2	1.000	53	2	4	0	6	0	3	0	0	-
5	Garcia Fernandez, Gab	4	22	5	41	.415	1	4	4	0	5	0	2	0	0	-
11	Eschenberg, Zach	4	8	3	17	.294	0	4	1	1	6	0	2	1	0	-
16	de Brito Ferreira, Fe	2	1	3	7	-.286	0	0	1	0	0	0	1	0	0	-
18	Jauhainen, Miki	4	4	0	8	.500	1	1	1	0	0	0	3	0	0	-
12	Worthington, Mitchel	4	0	0	0	.000	2	0	0	7	4	0	0	0	0	-
17	Oberender, Branden	3	4	1	5	.600	0	0	3	0	0	0	3	1	0	-
Totals		4	62	19	113	.381	57	11	19	8	30	0	18	2	0	-

Team Attack By Set

Set	K	E	TA	Pct
1	17	8	35	.257
2	14	7	31	.226
3	15	4	27	.407
4	16	0	20	.800

SET SCORES 1 2 3 4 **Team Records:**
BYU (3) 25 22 25 25 1-0
Loyola Chicago (1) 22 25 22 16 1-1

TOTAL TEAM BLOCKS: 9.0

#	Loyola Chicago	Attack				Serve			Block				Pts			
		S	K	E	TA	Pct	Ast	SA	SE	RE	Dig	BS		BA	BE	BH
1	Schlothauer, Cole	4	11	9	32	.062	1	0	0	1	5	0	2	0	0	-
7	Joslyn, Devin	4	11	2	22	.409	1	4	2	5	4	0	1	0	0	-
12	Kotsakis, Kyler	1	1	1	3	.000	0	0	1	0	0	0	0	0	0	-
15	Cowen, Ian	4	3	0	5	.600	29	1	1	0	7	0	1	1	0	-
17	Frank, Anton	4	5	0	8	.625	0	0	1	0	0	0	3	1	0	-
21	Farrell, Danny	4	2	0	5	.400	0	1	0	0	0	0	3	0	0	-
2	Freeman, Jake	1	0	0	0	.000	1	0	0	1	1	0	0	0	0	-
6	Lyons, Andrew	4	0	0	0	.000	1	0	0	0	0	0	0	0	0	-
9	Denton, Luke	3	6	4	16	.125	0	1	2	0	6	1	2	0	0	-
22	Cook, Taylan	3	0	0	0	.000	4	0	0	4	2	0	0	0	0	-
Totals		4	39	16	91	.253	36	8	8	11	25	1	12	2	0	-

Team Attack By Set

Set	K	E	TA	Pct
1	7	3	19	.211
2	11	5	27	.222
3	14	3	23	.478
4	7	5	22	.091

Site: Chicago, Ill. (Gentile Arena)
Date: Jan 03, 2020 Attend: 496 Time: 2:11
Referees: Denis Bergstedt, Paul Albright
Line judges: Scott Prox, Krystian Krzyak

TOTAL TEAM BLOCKS: 7.0

Volleyball Box Score
2020 Lewis Men's Volleyball
#3 BYU vs #6 Lewis (Jan 4, 2020 at Romeoville, IL)

#	BYU	Attack				Serve			Block				Pts			
		S	K	E	TA	Pct	Ast	SA	SE	RE	Dig	BS		BA	BE	BH
1	Gardini, Davide	4	19	5	35	.400	1	1	4	2	6	0	4	0	1	22.0
3	Stanley, Wil	4	2	1	5	.200	36	2	1	0	5	1	2	1	0	6.0
5	Garcia Fernandez, Ga	4	16	9	37	.189	1	7	2	1	9	0	6	0	0	26.0
11	Eschenberg, Zach	2	3	1	4	.500	0	0	0	4	2	0	0	0	0	3.0
16	de Brito Ferreira, F	4	2	3	6	-.167	0	0	0	0	1	0	6	1	0	5.0
18	Jauhainen, Miki	4	3	0	8	.375	1	0	0	0	3	0	4	0	0	5.0
6	Hendrickson, Zach	4	0	0	0	.000	4	0	0	0	5	0	0	0	0	0.0
12	Worthington, Mitchel	1	0	0	0	.000	0	0	0	0	2	0	0	0	0	0.0
20	Tufuga, Teilon-Jonat	3	4	1	10	.300	1	0	1	2	6	0	0	1	0	4.0
Totals		4	49	20	105	.276	44	10	8	9	39	1	22	3	1	71.0

Team Attack By Set

Set	K	E	TA	Pct	Sideout	Pct
1	12	3	24	.375	14-22	63%
2	10	4	22	.273	13-21	61%
3	14	11	35	.086	16-25	63%
4	13	2	24	.458	11-16	68%

SET SCORES 1 2 3 4 **Team Records:**
BYU (3) 25 25 22 25 2-0
Lewis (1) 21 21 25 16 1-1

TOTAL TEAM BLOCKS: 12.0

#	Lewis	Attack				Serve			Block				Pts			
		S	K	E	TA	Pct	Ast	SA	SE	RE	Dig	BS		BA	BE	BH
8	Kauling, Kevin	4	2	0	5	.400	38	1	4	0	4	0	1	1	0	3.5
6	Mitchem, Tyler	4	13	1	21	.571	1	1	0	0	1	0	2	1	0	15.0
9	Coenen, Ryan	4	7	11	33	-.121	1	1	1	2	6	0	2	0	0	9.0
14	Instenes, Dalen	4	4	0	12	.333	0	1	2	0	4	0	1	0	0	5.5
15	Murray, TJ	4	11	3	17	.471	0	0	1	0	0	0	3	0	0	12.0
21	Bugee, Kyle	4	8	8	29	.000	1	4	5	2	7	0	1	0	0	12.5
4	Jepsen, Marty	4	0	0	0	.000	1	0	0	6	4	0	0	0	0	0.0
11	Kerschner, Jacob	1	0	0	0	.000	0	0	0	0	1	0	0	0	0	0.0
13	Van Loo, Ryan	3	0	0	1	.000	1	1	1	0	1	0	0	0	0	1.0
16	Hickman, Jackson	1	0	0	0	.000	0	0	0	0	0	0	1	0	0	0.5
18	Rodriguez, Antonio	1	0	0	0	.000	0	0	1	0	0	0	0	0	0	0.0
Totals		4	45	23	118	.186	43	9	15	10	28	0	11	2	0	59.5

Team Attack By Set

Set	K	E	TA	Pct	Sideout	Pct
1	14	8	35	.171	13-24	54%
2	11	7	26	.154	13-25	51%
3	11	2	30	.300	16-22	72%
4	9	6	27	.111	11-25	43%

Site: Romeoville, IL (Neil Carey Arena)
Date: Jan 4, 2020 Attend: 995 Time: 1:58
Referees: Pati Rolf, James Kuziela
Line judges: Philip Coughlin, Barbara Zvonek

TOTAL TEAM BLOCKS: 5.5

Volleyball Box Score
2020 BYU Men's Volleyball
#15 Penn State vs #3 BYU (01/10/2020 at Smith Fieldhouse)

#	#15 Penn State	Attack				Serve			Block				Pts			
		S	K	E	TA	Pct	Ast	SA	SE	RE	Dig	BS		BA	BE	BHE
4	Braswell, Luke	□ □	2			.000										0.0
6	Bogner, Cole	■ ■ ■	3	2	2	4	.000	29		4						2.5
7	Wilden, Bobby	□	1													
8	Donorovich, Jason	■ ■ ■	3	11	3	8	.125		2	2						5.5
12	Wildman, Brett	■ ■ ■	3	2	3	19	.421			3	1	3	1			11.5
15	Tuman, Canyon	■ ■ ■	3	4	1	8	.375		2	3						6.5
16	Mende, Calvin	■ ■ ■	3	9	2	21	.333		2	1	3					11.0
17	Falck Lauten, Henrik	■ ■ ■	3	8	2	17	.353		2	5						8.5
20	Bantle, Will	■ ■ ■	3				.000	1			2	6				0.0
TEAM		■ ■ ■	3				.000									0.0
TEAM		■ ■ ■	3	36	13	77	.299	35	5	20	3	21		9	4	45.5

Attack By Set

Set	K	E	TA	Pct	Sideout	Pct
1	13	4	28	.321	18-25	72%
2	13	3	23	.435	17-24	70%
3	10	6	26	.154	16-25	64%

SET SCORES 1 2 3 **Team records:**
#15 Penn State (0) 23 19 22 0-1, 0-0
#3 BYU (3) 25 25 25 3-0, 0-0

TOTAL TEAM BLOCKS 4.5

#	#3 BYU	Attack				Serve			Block				Pts			
		S	K	E	TA	Pct	Ast	SA	SE	RE	Dig	BS		BA	BE	BHE
1	Gardini, Davide	■ ■ ■	3	13	1	16	.750	2	1	5	2	8				14.5
3	Stanley, Wil	■ ■ ■	3	1		2	.500	32	1	2		4				3.0
4	Stanley, Jon	□ □ □	3				.000		1							1.0
5	Garcia Fernandez, Gabi	■ ■ ■	3	14	4	22	.455	1		3	2					14.5
11	Eschenberg, Zach	■ ■ ■	3	5	1	14	.286	2		3	2					5.0
12	Worthington, Mitchel	■ ■ ■	3				.000	1			1					0.0
16	de Brito Ferreira, Felipe	■ ■ ■	3	4	1	8	.375			2		3				5.5
18	Jauhainen, Miki	■ ■ ■	3	2		7	.286			1			1			3.5
TEAM		■ ■ ■	3				.000									0.0
TEAM		■ ■ ■	3	39	7	69	.464	38	3	16	5	22	1	8		47.0

Attack By Set

Set	K	E	TA	Pct	Sideout	Pct
1	13	2	22	.500		

Volleyball Box Score
2019-20 Men's Volleyball
 Brigham Young vs Mount Olive (01/17/2020 at Konegway Arena)

#	BYU	S	Attack			Set			Serve			Reception			Block			Pts				
			K	E	TA	Pct	Ass	Err	TA	Pct	SA	SE	TA	Pct	O	RE	Pct		Dig	BS	BA	BE
1	Gardini, Davide	■	3	15	2	19	.684	1	1	12	.083	1	2	7	.714	8	1	.889	6	4	1	18.0
2	Ah Sue, Alex	■	1	1	1	.000	0	0	3	.000	0	1	1	1.000	0	0	0	0	0	0	0	1.0
4	Stanley, Jon	■	3	1	0	.000	0	0	0	0	0	1	1	1.000	0	0	0	0	0	0	0	1.0
5	Garcia Fernandez, Gabi	■	3	10	3	28	.250	2	2	0	.000	8	2	25	.900	0	0	0	2	1	0	19.0
6	Hendrickson, Zach	■	3	1	0	.000	0	0	0	0	0	1	1	1.000	0	0	0	0	0	0	0	1.0
11	Eschenberg, Zach	■	2	3	1	8	.250	4	0	0	.000	1	5	80	6	1	.867	2	2	2	4.0	
12	Worthington, Mitchel	■	3	1	0	.000	1	1	1.000	0	0	0	0	0	0	0	0	0	0	0	0	1.0
13	Akana, Kana'i	■	2	3	5	600	1	3	333	3	6	500	10	1	1.000	1	1	1	1	1	3.0	
17	Obender, Branden	■	3	3	6	500	1	2	000	1	3	667	0	1	1.000	1	1	1	1	1	6.0	
18	Jauhainen, Miki	■	3	1	4	250	1	4	250	1	11	909	0	0	0	0	0	0	0	0	2.5	
24	Earnest, Brody	■	3	1	13	077	28	58	483	1	9	889	0	0	0	0	0	0	0	0	0	1.0
TEAM			3	36	7	84	.345	32	1	92	.348	10	11	74	.851	38	3	.927	25	1	17	55.5
Totals			3	36	7	84	.345	32	1	92	.348	10	11	74	.851	38	3	.927	25	1	17	55.5

Attack By Set			TOTAL TEAM BLOCKS			
Set	K	E	TA	Pct	Sidout	Pct
1	10	2	24	.333	13-17	76%
2	9	2	24	.292	7-11	63%
3	17	3	36	.389	18-22	81%

#	Mount Olive	S	Attack			Set			Serve			Reception			Block			Pts				
			K	E	TA	Pct	Ass	Err	TA	Pct	SA	SE	TA	Pct	O	RE	Pct		Dig	BS	BA	BE
1	Yeo, Shane	■	2	4	0	.000	13	4	38	.342	1	4	.750	0	0	0	0	0	0	0	0	0.0
2	Ferguson, Jarrod	■	4	16	7	283	12	0	0	.000	2	9	.778	21	1	.955	4	1	1	1	9.5	
3	Visgits, Luke	■	3	2	4	.500	0	0	0	.000	2	6	.667	0	0	0	0	0	0	0	0	2.5
8	Lynch, Ryan	■	3	1	3	.333	1	9	000	0	0	0	0	0	0	0	0	0	0	0	0	10.0
9	Azeez, Tobi	■	3	9	1	24	.333	2	9	.222	1	1	9	.889	15	2	.842	3	1	1	10.0	
13	Adebisi, Iyanu	■	1	1	7	.000	1	2	500	0	5	1000	0	0	0	0	0	0	0	0	0	0.0
14	Treser, Trevor	■	3	1	1	.000	1	4	.000	0	5	3	.625	2	1	1.000	0	0	0	0	0	0.0
15	Magorlin, Troy	■	2	5	8	.625	2	4	.000	1	1	6	.833	1	0	0	0	0	0	0	0	1.5
16	Laxar, Nicolas	■	1	1	5	.200	9	21	.429	1	3	.667	0	0	0	0	0	0	0	0	0	2.5
18	Symons, Joshua	■	1	1	0	.000	0	0	0	0	0	0	0	0	0	0	0	0	0	0	0	0.0
22	Visgits, Eric	■	3	5	1	9	.444	1	1	6	.167	1	1	8	.875	1	1	1	1	1	1	6.5
TEAM			3	27	11	87	.184	26	9	105	.248	3	9	50	.820	53	10	.841	24	1	5	33.5
Totals			3	27	11	87	.184	26	9	105	.248	3	9	50	.820	53	10	.841	24	1	5	33.5

Attack By Set			TOTAL TEAM BLOCKS			
Set	K	E	TA	Pct	Sidout	Pct
1	8	5	25	.120	14-25	56%
2	7	6	27	.037	6-24	25%
3	12	0	35	.343	18-25	72%

Site: Mount Olive (Konegway Arena)
 Date: 01/17/2020 Attend: 228 Time: 1:22
 Referees:
 Tie Scores 1 2 3 Total
 2 1 10 13
 Lead changes 1 0 5 6

Volleyball Box Score
2019-20 Men's Volleyball
 BYU vs Mount Olive (01/18/2020 at Konegway Arena)

#	BYU	S	Attack			Set			Serve			Reception			Block			Pts				
			K	E	TA	Pct	Ass	Err	TA	Pct	SA	SE	TA	Pct	O	RE	Pct		Dig	BS	BA	BE
1	Gardini, Davide	■	3	15	2	22	.591	1	1	5	.200	2	3	18	.833	12	2	.857	10	2	1	18.0
2	Ah Sue, Alex	■	1	1	1	.000	0	0	0	0	0	0	0	0	0	0	0	0	0	0	0	1.0
4	Stanley, Wil	■	3	3	11	.273	38	3	63	.603	1	1	10	.900	0	0	0	0	0	0	0	4.0
4	Stanley, Jon	■	3	1	0	.000	0	0	0	0	0	0	0	0	0	0	0	0	0	0	0	1.0
5	Garcia Fernandez, Gabi	■	3	12	4	20	.400	3	3	000	2	2	17	.882	0	0	0	0	0	0	0	14.5
6	Hendrickson, Zach	■	3	1	0	.000	1	4	.250	0	0	0	0	0	0	0	0	0	0	0	0	0.0
9	Lincoln, Andrew	■	2	3	6	.500	0	0	0	0	0	0	0	0	0	0	0	0	0	0	0	4.5
12	Worthington, Mitchel	■	3	1	0	.000	1	1	1.000	0	0	0	0	0	0	0	0	0	0	0	0	0.0
16	de Brito Ferreira, Felipe	■	3	8	9	.889	2	2	.000	2	4	500	0	0	0	0	0	0	0	0	0	3.0
17	Obender, Branden	■	2	3	4	.750	1	2	.000	2	2	.000	1	1	1.000	0	0	0	0	0	0	1.0
18	Jauhainen, Miki	■	2	1	1	.000	0	0	0	0	0	0	0	0	0	0	0	0	0	0	0	1.0
20	Tufuga, Teilon-Jonathan	■	2	1	1	.000	0	0	0	0	0	0	0	0	0	0	0	0	0	0	0	1.5
TEAM			3	46	7	77	.506	42	4	80	.526	6	12	74	.838	45	3	.938	22	1	12	59.0
Totals			3	46	7	77	.506	42	4	80	.526	6	12	74	.838	45	3	.938	22	1	12	59.0

Attack By Set			TOTAL TEAM BLOCKS			
Set	K	E	TA	Pct	Sidout	Pct
1	19	1	29	.621	16-20	80%
2	14	4	28	.357	14-24	58%
3	13	2	30	.550	13-16	81%

#	Mount Olive	S	Attack			Set			Serve			Reception			Block			Pts				
			K	E	TA	Pct	Ass	Err	TA	Pct	SA	SE	TA	Pct	O	RE	Pct		Dig	BS	BA	BE
1	Yeo, Shane	■	3	3	7	.429	20	2	58	.345	1	2	11	.818	1	1	1.000	3	1	1	4.0	
2	Ferguson, Jarrod	■	3	7	4	15	.200	4	0	0	0	0	0	0	0	0	0	0	0	0	0	9.0
3	Visgits, Luke	■	3	3	1	11	.182	1	1	000	3	8	.625	0	0	0	0	0	0	0	0	3.5
8	Lynch, Ryan	■	3	1	3	.333	1	9	000	0	0	0	0	0	0	0	0	0	0	0	0	10.0
9	Azeez, Tobi	■	3	9	1	24	.333	2	9	.222	1	1	9	.889	15	2	.842	3	1	1	10.0	
14	Treser, Trevor	■	3	11	3	23	.348	2	6	.333	4	8	500	25	2	.926	2	1	1	1	11.0	
15	Magorlin, Troy	■	3	6	1	3	.289	2	4	.500	1	3	1	.727	0	0	0	0	0	0	0	7.0
22	Visgits, Eric	■	3	3	7	.429	1	2	.000	11	11	1000	0	0	0	0	0	0	0	0	0	4.5
TEAM			3	33	9	78	.308	30	2	82	.366	3	12	60	.800	56	6	.903	15	1	4	39.0
Totals			3	33	9	78	.308	30	2	82	.366	3	12	60	.800	56	6	.903	15	1	4	39.0

Attack By Set			TOTAL TEAM BLOCKS			
Set	K	E	TA	Pct	Sidout	Pct
1	14	1	30	.433	16-25	64%
2	10	4	24	.292	13-24	54%
3	9	4	24	.208	13-25	52%

Site: Mount Olive (Konegway Arena)
 Date: 01/18/2020 Attend: 384 Time: 1:29
 Referees:
 Tie Scores 1 2 3 Total
 9 4 0 13
 Lead changes 5 2 0 7

Volleyball Box Score
2020 UC Irvine Men's Volleyball
 BYU vs UC Irvine (01/22/2020 at Bren Events Center)

#	BYU	S	Attack			Set			Serve			Reception			Block			Pts	
			K	E	TA	Pct	Ass	Err	TA	Pct	SA	SE	TA	Pct	O	RE	Pct		Dig

Volleyball Box Score
2020 BYU Men's Volleyball
 #3 UC Santa Barbara vs #2 BYU (01/31/2020 at Smith Fieldhouse)

##	#3 UC Santa Barbara	S	Attack				Serve		RE	Dig	Block			BHE	Pts
			K	E	TA	Pct	SA	SE			BS	BA	BE		
2	McGarry, Casey	4	1	1	4	.000	42	2	4	12				3.0	
3	McFarland, Roy	4	9	4	27	.185		3	2	4		2		9.0	
5	Sanders, Keenan	4	10		14	.714				3				10.0	
9	Wilcox, Ryan	4	7	3	18	.222		1	4	1				8.0	
10	Hicks, Brandon	4	9	1	18	.444		2	3		1			9.5	
14	Yould, Grady	4				.000	3		4	8				0.0	
16	Dunn, Conor	4				.000								0.0	
19	DeWeese, Randy	4	15	8	44	.159	2	3	4	5	1	1	1	19.5	
TEAM		4	51	17	125	.272	48	6	19	7	41	1	2	3	59.0

Attack By Set		TOTAL TEAM BLOCKS											
Set	K	E	TA	Pct	Sidout	Pct	SET SCORES		1	2	3	4	Team records:
1	10	2	22	.364	13-24	54%	#3 UC Santa	(1)	16	25	21	17	6-1, 0-0
2	15	5	30	.333	17-22	77%	#2 BYU	(3)	25	21	25	25	9-0, 0-0
3	14	4	33	.303	17-24	70%							
4	12	6	40	.150	16-25	64%							

##	#2 BYU	S	Attack				Serve		RE	Dig	Block			BHE	Pts
			K	E	TA	Pct	SA	SE			BS	BA	BE		
1	Gardini, Davide	4	12	4	27	.296	1	1	4	1	9	4	1	15.0	
3	Stanley, Wil	4	3	1	6	.333	42				8		1	3.0	
4	Stanley, Jon	4				.000	1	2	1					2.0	
5	Garcia Fernandez, Gabi	4	18		34	.529	1	3	3		10	4		23.0	
11	Eschenberg, Zach	4	8	2	19	.316		2	1	7				8.0	
12	Worthington, Mitchel	4				.000	4			3	8			0.0	
16	de Brito Ferreira, Felipe	4	6	2	11	.364	1	1	1		2			8.0	
18	Jauhainen, Miki	4	6	1	10	.500				4	4			8.0	
20	Tufuga, Teilon-Jonathan	4				.000		1						0.0	
TEAM		4	53	10	107	.402	50	7	12	6	46	14	2	67.0	

Attack By Set		TOTAL TEAM BLOCKS											
Set	K	E	TA	Pct	Sidout	Pct	SET SCORES		1	2	3	4	Team records:
1	16	2	26	.538	14-17	82%	#3 UC Santa	(1)	16	25	21	17	6-1, 0-0
2	9	4	27	.185	16-24	66%	#2 BYU	(3)	25	21	25	25	9-0, 0-0
3	14	3	28	.393	18-22	81%							
4	14	1	26	.500	16-17	94%							

Site: Provo, Utah (Smith Fieldhouse)
 Date: 01/31/2020 Attend: 4692 Time: 2:10
 Referees: Leslie Calles, Daphne Nelson, Marcus Moore, James Rees
 Tie Scores 1 2 3 4 Total
 3 3 14 0 20
 Lead changes 0 2 3 0 5

Volleyball Box Score
2020 BYU Men's Volleyball
 #3 UC Santa Barbara vs #2 BYU (02/01/2020 at Smith Fieldhouse)

##	#3 UC Santa Barbara	S	Attack				Serve		RE	Dig	Block			BHE	Pts
			K	E	TA	Pct	SA	SE			BS	BA	BE		
2	McGarry, Casey	5	1	1	3	.000	53	1	5			17		2	3.0
3	McFarland, Roy	5	15	5	30	.333			5	1	7		3	2	16.5
5	Sanders, Keenan	5	10		18	.556	1		3		1		1		11.5
9	Wilcox, Ryan	5	11	4	27	.259	1		6	4	12				11.5
10	Hicks, Brandon	5	8	4	18	.222	1		4		2	1	7	1	12.5
14	Yould, Grady	5				.000	5			2	13				0.0
16	Dunn, Conor	5				.000									0.0
19	DeWeese, Randy	5	19	9	49	.204	1	1	8		6		7		23.5
23	Fredrick, Spencer	5				.000					1				0.0
TEAM		5	64	23	145	.283	62	2	32	8	58	1	23	4	78.5

Attack By Set		TOTAL TEAM BLOCKS												
Set	K	E	TA	Pct	Sidout	Pct	SET SCORES		1	2	3	4	5	Team records:
1	14	4	28	.357	17-23	73%	#3 UC Santa	(2)	25	22	25	26	11	6-2, 0-0
2	13	3	25	.400	16-25	64%	#2 BYU	(3)	23	25	20	28	15	10-0, 0-0
3	15	4	33	.333	15-20	75%								
4	14	8	40	.150	18-28	64%								
5	8	4	19	.211	6-14	42%								

##	#2 BYU	S	Attack				Serve		RE	Dig	Block			BHE	Pts
			K	E	TA	Pct	SA	SE			BS	BA	BE		
1	Gardini, Davide	5	12	6	37	.162	1	1	3	1	9	1		13.5	
3	Stanley, Wil	5	1	1	3	.000	38	1	2		11	2	2	3.0	
4	Stanley, Jon	5				.000				1		1		0.0	
5	Garcia Fernandez, Gabi	5	12	8	42	.095		4	7		10	2	1	18.5	
11	Eschenberg, Zach	5	12	2	30	.333		2	4	1	7	1	3	1	16.5
12	Worthington, Mitchel	5				.000	7				7			0.0	
13	Akana, Kana'i	5				.000				1				0.0	
16	de Brito Ferreira, Felipe	5	9	2	15	.467		3		2		3		10.5	
18	Jauhainen, Miki	5	1	1	7	.000		1		1	1	2		3.0	
20	Tufuga, Teilon-Jonathan	5				.000		1			1			0.0	
TEAM		5	47	20	134	.201	46	8	23	2	48	4	12	4	65.0

Attack By Set		TOTAL TEAM BLOCKS												
Set	K	E	TA	Pct	Sidout	Pct	SET SCORES		1	2	3	4	5	Team records:
1	7	3	22	.182	17-25	68%	#3 UC Santa	(2)	25	22	25	26	11	6-2, 0-0
2	12	4	25	.320	16-22	72%	#2 BYU	(3)	23	25	20	28	15	10-0, 0-0
3	9	6	32	.094	15-25	60%								
4	12	7	37	.135	18-26	69%								
5	7	0	18	.389	7-12	58%								

Site: Provo, Utah (Smith Fieldhouse)
 Date: 02/01/2020 Attend: 3655 Time: 2:41
 Referees: Maile Jewkes, Les Calles, Marcus Moore, Jeff Merrell
 Tie Scores 1 2 3 4 5 Total
 13 3 6 14 2 38
 Lead changes 3 1 2 4 0 10

Volleyball Box Score
2020 BYU Men's Volleyball
 #7 UCLA vs #2 BYU (02/06/2020 at Smith Fieldhouse)

##	#7 UCLA	S	Attack				Serve		RE	Dig	Block			BHE	Pts
			K	E	TA	Pct	SA	SE			BS	BA	BE		
3	Ketrzynski, Cole	3	11	4	22	.318	1	1	1	1	1			12.5	
4	Pender, Cole	3				.000	3		1	2				0.0	
5	Kobrine, Sam	3		1	1	.000	3							0.0	
12	Knight, Alex	3	8	6	19	.105		3			1	1		8.5	
14	Power, Cole	3				.000				3				0.0	
16	Gyimah, Daenan	3	7	1	14	.429		1	2		1	2		10.0	
17	Burgi, Sam	3		1	1	.000		1						0.0	
19	Eschenberg, Ian	3	1	1	5	.000		1	3			1		1.0	
21	Kyed Jensen, Mads	3	4	1	8	.375	27	5	2	1	2			6.0	
23	Matautia, Austin	3	2	1	1	.500		3	1		1			1.5	
24	Youngren, Matthew	3	5		7	.714		2			1			5.5	
TEAM		3	37	16	82	.256	34	1	18	4	12	3	8	2	45.0

Attack By Set		TOTAL TEAM BLOCKS										
Set	K	E	TA	Pct	Sidout	Pct	SET SCORES		1	2	3	Team records:
1	18	7	37	.297	24-30	80%	#7 UCLA	(0)	29	12	23	5-4, 0-1
2	4	5	15	.067	11-25	44%	#2 BYU	(3)	31	25	25	11-0, 1-0
3	15	4	30	.367	15-24	62%						

##	#2 BYU	S	Attack				Serve		RE	Dig	Block			BHE	Pts
			K	E	TA	Pct	SA	SE			BS	BA	BE		
1	Gardini, Davide	3	11	6	24	.208	2	3	4		3			12.5	
3	Stanley, Wil	3	3	3	1	.000	33	1		3		2		4.0	
4	Stanley, Jon	3				.000								0.0	
5	Garcia Fernandez, Gabi	3	13	4	21	.429	1	3	3		4	3		17.5	
11	Eschenberg, Zach	3	7	1	12	.500	1	1	3		5	2		9.0	
12	Worthington, Mitchel	3				.000				3				0.0	
13	Akana, Kana'i	3				.000								0.0	
16	de Brito Ferreira, Felipe	3	4	2	7	.286					6	1		7.0	
18	Jauhainen, Miki	3	4	1	8	.375	2	2	2		2			5.0	
TEAM		3	42	14	75	.373	39	4	12	1	21	18	1	55	