

BYU BASKETBALL

Kyle Chilton, BYU Athletic Communications | O: 801-422-4909 | C: 801-372-2080 | kyle_chilton@byu.edu | 30 Smith Fieldhouse | Provo, UT | 84602

BYU 2016-17 SCHEDULE

O29	Sat	Seattle Pacific (Exh)	BYUtv W, 102-82
N9	Fri	BYU-Hawaii (Exh)	BYUtv W, 110-63
N14	Mon	Princeton\$	ESPN2 W, 82-73
N17	Thu	Coppin State#	BYUtv W, 96-59
N19	Sat	Coastal Carolina#	BYUtv W, 81-65
N21	Mon	vs. Saint Louis#	YouTube W, 92-62
N23	Wed	vs. Valparaiso#	ESPN2 L, 89-92
N26	Sat	Utah Valley	TheW.tv L, 101-114
N30	Wed	vs. Utah State ^	BYUtv W, 77-63
D3	Sat	vs. USC+	ESPNU L, 84-91
D7	Wed	Weber State	BYUtv W, 77-66
D10	Sat	Colorado	ESPN2 8 p.m.
D17	Sat	vs. Illinois@	B10 Network 8:30 p.m.
D20	Tue	Idaho State	BYUtv 7 p.m.
D22	Thu	CSU Bakersfield	BYUtv 7 p.m.
D29	Thu	Santa Clara*	BYUtv 7 p.m.
D31	Sat	at Loyola Marymount*	ROOT RM 1 p.m.
J5	Thu	at Saint Mary's*	ESPN Networks TBA
J7	Sat	Pacific*	BYUtv 7 p.m.
J12	Thu	San Francisco*	BYUtv 7 p.m.
J14	Sat	at San Diego*	Spectrum SN 7 p.m.
J19	Thu	Pepperdine*	BYUtv 7 p.m.
J21	Sat	at Pacific*	CSN BA/ROOT NW 3 p.m.
J26	Thu	at Santa Clara*	ESPNU 8 p.m.
J28	Sat	Loyola Marymount*	BYUtv 7 p.m.
F2	Thu	Gonzaga*	ESPN2 9 p.m.
F4	Sat	Portland*	BYUtv 7 p.m.
F9	Thu	at Pepperdine*	ESPNU 8 p.m.
F11	Sat	at San Francisco*	CSN CA/ROOT NW 8 p.m.
F16	Thu	San Diego*	ESPNU 9 p.m.
F18	Sat	Saint Mary's*	ESPN2 8 p.m.
F23	Thu	at Portland*	ROOT RM 7 p.m.
F25	Sat	at Gonzaga*	ESPN Networks TBA
M2-7		WCC Championships	ESPN Networks/BYUtv TBA

\$ ESPN Tip-Off Marathon
 # Men Who Speak Up Main Event
 ^ at Vivint Smart Home Arena
 + Basketball Hall of Fame's 2016 HoopHall LA
 @ State Farm Chicago Legends
 * WCC Game
 All times local to site

SOCIAL MEDIA

Website: www.BYUcougars.com

Facebook: /BYUbasketball | /BYUcougars

Twitter: @BYUbasketball | @BYUcougars

Instagram: BYUcougars

Vine: BYUcougars

Hashtags: #BYUhoops #GoCougs

Follow @BYUgamenotes on Twitter for in-game Cougar achievements, milestones and notes.



Colorado (7-2, 0-0 Pac-12) BUFFALOES

Head Coach Tad Boyle
 Alma Mater..... Kansas, 1985
 Career Record..... 193-148 (11th)
 Record at Colorado..... 137-82 (7th)

GAME INFORMATION

TV.....ESPN2
 TV Talent..... Beth Mowins (play-by-play)
 Brad Daugherty (analyst)
 Live Video..... WatchESPN.com
 Radio..... Cougar IMG Sports Network
 .. KSL 102.7 FM/1160 AM, BYU Radio - Sirius XM 143
 Radio Talent..... Greg Wrubell (play-by-play)
 Mark Durrant (analyst)
 Live Stats..... BYUcougars.com

SERIES INFORMATION

Series Record..... Colorado leads 17-6
 Last Meeting..... CU won 92-83, 12/12/15
 H/A/N..... 6-6/0-11/0-0



BYU (6-3, 0-0 WCC) COUGARS

Head Coach Dave Rose
 Alma Mater..... Houston, 1983
 Career Record..... 289-102 (12th)
 Record at BYU..... Same

BYU STORYLINES

- Eric Mika has scored 20-plus points in each of the last four games, averaging 24.3 points on 57.9 percent shooting from the field. In the last two games, Mika has scored a career-best 29 points vs. USC and had 26 points and 10 rebounds against Weber State.
- Yoeli Childs has played his best basketball since being inserted into the starting lineup against Utah State. Over the last three games he is averaging 8.0 points, 9.0 rebounds and 1.0 block while shooting 57.9 percent from the field. He set a career-best 10 points against Weber State and had 12 boards against Utah State.
- Colorado is BYU's second Pac-12 opponent of the season. The Buffaloes are 7-2 on the year and have wins over two teams that were ranked the date of the game (No. 22 Texas and No. 13 Xavier).

BYU'S PROJECTED STARTING LINEUP (BASED ON STARTERS FROM PREVIOUS GAME)



#5 | L.J. Rose

Guard
 6-3 | 200 | Sr.
 Houston, Texas
 Lone Peak HS

GP/GS	MPG	Pts	Reb	Ast	Stl	FG%	3PT%	FT%
9/9	29.1	6.6	6.4	5.3	0.8	.292	.250	.839

Last Game: Totaled 4 points, 8 rebounds, 2 assists and 1 steal vs. Weber State
Notes: Has a 3.5 to 1 assist to turnover ratio ... has posted 5-plus assists 6 times this season ... transfer from Houston ... averaged 9.8 points and 5.3 assists in 2014-15 at Houston ... averaged 8.9 points and 5.5 assists in 2013-14 at Houston.



#4 | Nick Emery

Guard
 6-2 | 185 | So.
 Alpine, Utah
 Lone Peak HS

GP/GS	MPG	Pts	Reb	Ast	Stl	FG%	3PT%	FT%
9/9	31.6	15.3	3.8	3.4	1.7	.383	.333	.950

Last Game: Had 7 points, 6 assists and 2 steals vs. Weber State
Notes: Has hit a 3 in all eight games ... has scored in double figures in 7 of 8 games ... named to preseason All-WCC Team ... a watch list member for the Jerry West Award ... All-WCC Second Team, All-WCC Freshman Team in 2015-16.



#30 | TJ Haws

Guard
 6-4 | 170 | Fr.
 Alpine, Utah
 Lone Peak HS

GP/GS	MPG	Pts	Reb	Ast	Stl	FG%	3PT%	FT%
9/9	29.8	11.8	2.7	2.7	1.3	.380	.349	.808

Last Game: Had 15 points, 5 assists and hit 2 3s vs. Weber State
Notes: Has hit at least one 3 in 6 of 8 games ... has scored in double figures 4 times ... is the 4th BYU freshman to score 20-plus points in his Cougar debut ... a four-time 5A Utah state champion (2011, 2012, 2013, 2014) ... career totals of 1,896 points and 264 3-pointers at Lone Peak.



#23 | Yoeli Childs

Forward
 6-8 | 225 | Fr.
 South Jordan, Utah
 Bingham HS

GP/GS	MPG	Pts	Reb	Ast	Blk	FG%	3PT%	FT%
9/3	19.9	6.4	7.0	0.9	1.2	.605	.000	.400

Last Game: Scored a career-best 10 points on 5 of 8 shooting and added 8 boards, 1 block and 1 steal vs. Weber State
Notes: Made his first career start against Utah State ... has shot 50 percent or better in 7 of 8 games ... has at least 1 block in 7 of 8 games ... posted a career-best 15 rebounds against Coppin State.



#12 | Eric Mika

Forward
 6-10 | 230 | So.
 Alpine, Utah
 Lone Peak HS

GP/GS	MPG	Pts	Reb	Ast	Blk	FG%	3PT%	FT%
9/9	24.9	21.4	8.7	1.6	1.9	.593	.000	.774

Last Game: Had 26 points, 10 rebounds, a career-best 4 assists and 1 block vs. Weber State
Notes: Set a career high with 29 points vs. USC ... named to preseason All-WCC Team ... has 4 double-doubles and 6 20-point games ... 11/21/16 WCC Player of the Week ... a watch list member for the Kareem Abdul-Jabbar Center of the Year Award.

OFF THE BYU BENCH


No.	Name	Pos.	Ht.	Wt.	Yr.	Pts.	Reb.	Hometown (Previous School)	Notes
2	Zach Frampton	G	6-3	185	Fr.	0.0	1.2	Highland, Utah (Lone Peak HS)	Played 6 minutes and had 1 rebound vs. USC
3	Elijah Bryant	G	6-5	210	So.	6.4	3.8	Gwinnett, Georgia (Elon)	Had 7 points, hit 5 of 6 from the free-throw line vs. Valparaiso
10	Steven Beo	G	6-3	180	Fr.	0.0	0.2	Richland, Washington (Richland HS)	Saw 5 minutes of action vs. USC
13	Colby Leifson	G	6-4	190	Fr.	0.9	0.6	Suwanee, Georgia (North Gwinnett HS)	Has hit 3-pointers vs. Coppin State and Utah Valley
15	Payton Dastrup	F	6-10	250	Fr.	1.9	1.7	Mesa, Arizona (Mountain View HS)	Totaled 4 points and 3 boards vs. Valparaiso
21	Kyle Davis	F	6-8	225	Sr.	10.5	4.6	Draper, Utah (Utah State)	Scored 13 points and had 3 rebounds, 1 block and 1 steal vs. Weber State
24	Davin Guinn	F	6-5	190	Jr.	4.0	2.7	Murrieta, California (UC Riverside)	Had 2 points, 6 rebounds and 2 steals vs. Utah State
31	Braiden Shaw	F	6-9	210	So.	2.9	1.9	Eagle, Idaho (Eagle HS)	Posted career highs of 10 points and 5 rebounds vs. Utah State
40	Jamal Aytes	F	6-6	235	Jr.	3.8	2.0	San Diego, California (UNLV)	Has scored in 7 of 9 games this season
44	Corbin Kaufusi	C	6-10	260	Jr.	0.0	0.0	Provo, Utah (Timpview HS)	Started 23 games, had 42 blocks in 2015-16 ... will join the team after football season

*Stats from previous school ^ Sitting out due to NCAA transfer rules

#BYUhoops

Career Highlights

- 289-102 overall record (second all-time at BYU in wins) for a BYU record .739 winning percentage
- 10th among active coaches in the NCAA in career winning percentage
- Reached 200 career victories in his 259th game as a head coach, 15th fastest in NCAA history
- With 283 victories through 11 seasons is tied for fifth all-time for best career starts by wins in NCAA history
- With 257 victories through 10 seasons is sixth all-time for best career starts by wins in NCAA history
- With 232 victories through nine seasons is fifth all-time for best career starts by wins in NCAA history
- With 209 victories through first eight seasons is fourth all-time for best career starts by wins in NCAA history
- With 185 victories through first seven seasons is fourth all-time for best career starts by wins in NCAA history
- With 159 victories through first six seasons is tied for third all-time for best career starts by wins in NCAA history
- With 127 victories through five seasons is sixth all-time for best career starts by wins in NCAA history
- Streak of 11-consecutive 20-win seasons is tied for 12th all-time in NCAA history and tied for the seventh longest current streak
- Four Mountain West Conference regular season titles, a BYU record
- Three-time MWC Coach of the Year (2006, 2007, 2011)
- Two-time USBWA District VIII Coach of the Year (2006, 2011)
- Naismith Coach of the Year Finalist in 2011
- Honorable Mention for National Coach of the Year by Scout.com (2006)
- Eight trips to the NCAA tournament (a BYU record), including six-consecutive trips from 2007 to 2012 (a BYU record) and back-to-back appearances in 2014 and 2015
- Six-consecutive 25-win seasons (2006-11) and 11-consecutive 20-win seasons, both BYU records
- Holds top two spots for wins in a season in BYU history with 32 in 2010-11 and 30 in 2009-10
- Only BYU coach to win at least 20 games in each of his first 11 seasons
- Took BYU to the Sweet 16 in 2011 for the first time since 1981
- Coached Jimmer Fredette, the 2011 Consensus National Player of the Year
- Has coached five conference players of the year (Keena Young, Lee Cummar, Jimmer Fredette, Tyler Haws, Kyle Collinsworth)
- Inducted into the Dixie State Athletics Hall of Fame on Sept. 14, 2013



Coaching Experience

- BYU Head Coach (2005-present)
- BYU Associate Head Coach (2000-2005)
- BYU Assistant Coach (1997-2000)
- Dixie State Head Coach (1990-1997)
- Dixie State Assistant Coach (1987-1990)
- Assistant coach at Pine View High School (1986-87)
- Head coach at Millard High School (1983-86)

Service

- A member of the National Coaches vs. Cancer Council
- Assisting with the Hope Lodge, a facility to be constructed in Salt Lake City to house families of cancer patients
- NABC Game Pillar Award for Service in 2008
- 63rd recipient of the Dale Rex Memorial Award
- Honorary Chair of the Children with Cancer Christmas Foundation
- Was the first coach in the state of Utah to participate in the American Cancer Society's nationwide Coaches vs. Cancer campaign
- Lobbied before Congress for more funding for cancer research in September 2010

Education

- Houston (1983, B.A.)

Playing Career

- Played baseball and basketball at Dixie State College
- Played for Houston from 1980-83 (played in 1980-81 and 82-83, redshirted in 1981-82)
- Co-captain on the famous "Phi Slama Jama" team that featured Hakeem (then Akeem) Olajuwon and Clyde Drexler
- Helped Houston achieve a No. 1 ranking and reach the national championship game in 1983

Mission

- Manchester England (1977-79)

Personal/Family

- Wife: Cheryl
- Children: Daughter Chanell and husband Brock Reichner, son Garrett and wife Brooke, daughter Taylor
- Dave and Cheryl Rose have eight grandchildren

ROSE'S BYU COACHING LEDGER

Season	Overall	Pct.	Home	Pct.	Away	Pct.	Neutral	Pct.	Conf.	Pct.	Tourney	NCAA/NIT
05-06	20-9	.690	14-1	.933	5-7	.417	1-1	.500	12-4	.750	0-1	0-1 NIT
06-07	25-9	.735	17-0	1.000	6-7	.462	2-2	.500	13-3	.813	2-1	0-1 NCAA
07-08	27-8	.771	16-0	1.000	8-5	.615	3-3	.500	14-2	.875	2-1	0-1 NCAA
08-09	25-8	.758	14-2	.875	9-3	.750	2-3	.400	12-4	.750	1-1	0-1 NCAA
09-10	30-6	.833	15-1	.938	10-4	.714	5-1	.833	13-3	.813	1-1	1-1 NCAA
10-11	32-5	.865	13-1	.929	10-1	.909	9-3	.750	14-2	.875	2-1	2-1 NCAA
11-12	26-9	.743	13-3	.813	8-3	.727	5-3	.625	12-4	.750	1-1	1-1 NCAA
12-13	24-12	.667	15-3	.833	7-5	.583	2-4	.333	10-6	.625	0-1	3-1 NIT
13-14	23-12	.657	14-1	.933	5-8	.385	4-3	.571	13-5	.722	2-1	0-1 NCAA
14-15	25-10	.714	13-3	.813	8-3	.727	4-4	.500	13-5	.722	2-1	0-1 NCAA
15-16	26-11	.703	16-2	.889	6-6	.500	4-3	.571	13-5	.722	2-1	3-1 NIT
16-17	6-3	.667	4-1	.800	0-0	.000	2-2	.500	0-0	.000	—	—
Totals	289-102	.739	164-18	.901	82-52	.612	43-32	.573	139-43	.764	14-11	10-11

CURRENT MOST CONSECUTIVE DIVISION I 20-WIN SEASONS

Coach, School	Years	No.
Mike Krzyzewski, Duke	1997-2016	20
Bill Self, Tulsa, Illinois, Kansas	1999-2016	18
Mark Few, Gonzaga	2000-2016	17
Thad Matta, Butler, Xavier, Ohio State	2001-2016	16
Rick Pitino, Louisville	2003-2016	14
Roy Williams, North Carolina	2005-2016	12
Dave Rose, BYU	2006-2016	11
Keith Dambrot, Akron	2006-2016	11
Steve Fisher, San Diego State	2006-2016	11

BEST CAREER STARTS BY WINS, 11 SEASONS

Coach, School	Date	W	L	Pct.
Roy Williams, Kansas	1989-99	305	72	.809
Thad Matta, Butler, Xavier, OSU	2001-11	292	88	.768
Mark Few, Gonzaga	2000-10	291	73	.799
Jamie Dixon, Pittsburgh	2004-14	288	96	.750
Dave Rose, BYU	2006-16	283	99	.741
Sean Miller, Xavier, Arizona	2005-15	283	99	.741
Everett Case, NC State	1947-57	280	71	.798
Denny Crum, Louisville	1972-82	263	74	.780
Jim Boeheim, Syracuse	1977-87	261	84	.757
Nolan Richardson, Tulsa, Arkansas	1981-91	260	92	.739

ROSE'S MILESTONE VICTORIES

Win	Date	Opponent	Score	Record
25	12/06/06	San Jose State	81-69	25-11 (.694)
50	11/23/07	vs. No. 6 Louisville	78-76	50-18 (.735)
75	11/20/08	North Florida	74-41	75-26 (.743)
100	11/20/09	at Hawaii	83-65	100-34 (.746)
125	03/06/10	at TCU	107-77	125-38 (.767)
150	02/09/11	at Air Force	90-52	150-42 (.781)
175	01/16/12	at San Diego	82-63	175-49 (.781)
200	01/19/13	San Diego	74-57	200-59 (.772)
225	02/06/14	Santa Clara	89-76	225-75 (.750)
250	02/07/15	at Loyola Marymount	87-68	250-86 (.744)
275	02/11/16	at San Francisco	114-89	275-96 (.741)

BYU VS. COLORADO

Overall Series Record: Colorado leads 17-6
 BYU Record in Provo: 6-6
 BYU Record at Colorado: 0-11
 BYU Record at Neutral Sites: 0-0
 BYU Record Under Dave Rose: 0-1

Last 10 games vs. Colorado

12-12-15	at Colorado	83-92	L
12-17-55	Colorado	84-53	W
12-16-55	Colorado	70-53	W
12-6-54	at Colorado	46-65	L
12-4-54	at Colorado	66-88	L
2-21-47	Colorado	47-36	W
1-17-47	at Colorado	44-56	L
3-4-46	at Colorado	42-60	L
2-16-46	Colorado	53-65	W
2-13-45	Colorado	60-58	W

Colorado's projected starting lineup

No.	Name	Ht.	Pos.	Ppg	Rpg
21	Derrick White	6-5	G	15.0	4.2
11	Xavier Johnson	6-7	G/F	14.8	6.3
24	George King	6-6	G	11.2	7.1
44	Josh Fortune	6-5	G	9.4	3.9
1	Wesley Gordon	6-9	F	6.9	8.9

Colorado's last game

W, 68-66 vs. No. 13 Xavier, 12/07/16


BYU	CATEGORY	COLORADO
6-3, 0-0	W-L	7-2
6-4	Last 10	7-3
2-3	Last 5	4-1
86.9	PPG	74.9
76.1	Opp PPG	64.7
+10.4	Margin	+10.2
.453	FG%	.433
.393	FG% Def	.376
.290	3FG%	.355
5.7	3FG/Game	6.6
.307	Opp 3FG%	.273
.770	FT%	.695
46.6	RPG	42.4
38.3	Opp RPG	35.1
+8.2	Margin	+7.3
17.2	Assist/Game	12.7
14.3	TO/Game	12.9
13.3	Opp TO/Game	12.0
-1.0	Margin	-0.9
4.6	Blocks/Game	4.6
6.8	Steals/Game	4.7

BY THE NUMBERS

- 4** The number of double-doubles for Eric Mika. He had 26 points and 18 rebounds against Princeton, 19 points and 11 rebounds against Coastal Carolina, 20 points and 10 rebounds against Saint Louis and 26 points and 10 rebounds against Weber State.
- 4** TJ Haws scored 20 points in the season opener against Princeton to become the fourth freshman in team history to score 20-plus in his BYU debut. The other Cougars to achieve the mark are Mike Rose (26 points), Shaw Bradley (23) and Russell Larson (21).
- 6** The number of BYU players who were ranked in the top 100 of their respective recruiting classes, including: Yoeli Childs (53rd in 2016), Payton Dastrup (98th in 2014), Nick Emery (45th in 2013), TJ Haws (67th in 2014), Eric Mika (28th in 2013) and L.J. Rose (63rd in 2012).
- 9** The number of offensive rebounds secured by Eric Mika against Princeton, tying the BYU single-game record. The record was previously set by four other Cougars with Ron Selleaze being the most recent at Colorado State on Feb. 12, 1998.
- 11** The number of consecutive seasons BYU has won at least 20 games. BYU has also reached the postseason in 11-straight seasons. Both streaks are program records.
- 15** The number of rebounds secured by Yoeli Childs against Coastal Carolina, tied for fifth most by a BYU freshman. He also tied the BYU record for most defensive rebounds by a freshman with 12.
- 18** The number of consecutive games, dating back to last season, that Nick Emery has hit a 3-pointer. His streak is tied for ninth longest in BYU history.
- 23** BYU's offensive rebound total against Utah State, tied for the third highest single game total in team history. Yoeli Childs and Braiden Shaw led the way with four apiece.
- 93** Eric Mika set a BYU single-season record with 93 offensive rebounds during his freshman season in 2013-14. Mika earned All-WCC Freshman Team honors that season before serving a mission for The Church of Jesus Christ of Latter-day Saints in Italy.
- 97** Nick Emery set a BYU freshman record with 97 3-pointers in 2015-16, also the fourth most all-time in a single season in school history. With 36 career games played, Emery is on track to become the second-fastest to 100 career 3s in BYU history. Chase Fischer made his 100th 3 at BYU in his 34th game as a Cougar.
- 289** Dave Rose (2005 to present) is second all-time in BYU basketball history with 287 career victories, behind only the great Stan Watts, who coached the Cougars to 371 wins from 1949 to 1972 and was inducted into the Naismith Memorial Basketball Hall of Fame in 1986.

THE BASKETBALL HALL OF FAME: HOOPHALL AWARDS

BYU has two players named to preseason watch lists for awards presented by The Basketball Hall of Fame. Nick Emery is a candidate for the Jerry West Award – presented to the nation's top shooting guard – and Eric Mika is a candidate for the Kareem Abdul-Jabbar Award – presented to the nation's top center.



LAST TIME OUT – MIKA'S 26 POINTS LEAD BYU OVER WEBER STATE

PROVO, Utah — Eric Mika's 26 points led the Cougars to a 77-66 victory over Weber State at the Marriott Center Wednesday night.

"It was a really hard fought game and competitive on both ends," BYU head coach Dave Rose said. "Both teams had each other scouted pretty well so it was hard to run stuff. They came and tied it in the second half. Our guys had to dig in. We didn't have a good flow us offensively, but defensively we did a good job of contesting possession by possession."

The Cougars shot 47.5 percent from the field as three players scored in double digits. Mika also led BYU with 10 boards and scored 21 of his 26 points in the second half. TJ Haws added 15 points, including 12 in the first half. Kyle Davis rounded out the double-digit scorers with 13 and Nick Emery contributed seven.

BYU (6-3) took a 7-0 lead before Weber State (2-6) responded with a 7-3 run of its own. A 3-pointer from Emery gave the Cougars a 10-7 lead with 16:17 on the clock. Weber State fought to tie it 13-13 before taking its only lead of the night, 14-13. BYU regained the lead before the Wildcats tied the game for the second time on a jumper, 22-22, with 9:49 left in the half.

The Cougars led by as many as 11 points before taking a nine-point, 37-28, advantage going into halftime.

The Wildcats came out of the locker room ready to play, using a 10-2 run to come back within three points, 41-38. Weber State then made it a one-possession game, 43-41, on a jumper with 13:41 left. The Wildcats held the Cougars scoreless for almost three minutes before Davis ended the drought and hit two shots from the free-throw line.

Weber State sunk 3-pointers on back-to-back possessions to tie the game 47-47 with 12:28 on the clock. Less than a minute later, the Cougars responded and took the lead for good. Mika converted a three-point point on a jumper and free-throw shot to give BYU a 50-47 lead with 12:12 left.

The Cougars extended their lead to double digits, 67-55, on a pair of Mika free throws and a jumper from Davis with 6:02 in the game. They led by as many as 13 points and finished the night with a 77-66 win.

BYU continues its homestand hosting Colorado on Saturday, Dec. 10, at 8 p.m. MST the Marriott Center. The game will be televised on ESPN2 and broadcast on the Cougar IMG Sports Network, KSL 1160 AM/102.7 FM and BYU Radio – Sirius XM 143.

QUICK FACTS

University Information

Location: Provo, Utah 84602
 Elevation: 4,553 feet
 Enrollment: 33,360 (Daytime)
 Founded: October 15, 1875
 Owned: The Church of Jesus Christ of Latter-day Saints
 Nickname: Cougars
 Mascot: Cosmo
 Colors: Blue and White
 Arena (capacity): Marriott Center (18,987)
 Conference: West Coast Conference
 President: Kevin J Worthen (BYU, 1979)
 Athletic Director: Tom Holmoe (BYU, 1983)
 Athletic Website: BYUcougars.com
 Tickets: (801) 422-BYU1 or (800) 322-BYU1

2016-17 Preview

Lettermen Returning/Lost: 7/7
 Newcomers: 7
 Returning Redshirts: 1
 Starters Returning/Lost: 4/2
 Returning Scoring: 42.7% (1,322 of 3,093 pts)
 Returning Rebounding: 41.1% (623 of 1,514 reb)
 Returning Assists: 25.2% (154 of 611 ast)
 Returning Blocks: 60.5% (98 of 162)
 Returning Minutes: 40.3% (2,980 of 7,400)

2015-16 Review

Overall Record: 26-11
 H/A/N Record: 16-2/6-6/4-3
 Conference Record/Finish: 13-5 (3rd)
 2016 Postseason: (3-1 in the NIT)
 Semifinals: Valparaiso – L, -94
 2015 Final National Ranking: NR/NR

BYU Coaching Staff

Head Coach: Dave Rose
 Alma Mater (year): Houston (1983)
 Record at School (years): 289-102 (12th year)
 Career Division I Record (years): same
 Basketball Office Fax: (801) 422-5965
 Associate Head Coach (Alma Mater, year)
 Tim LaComb (Utah, 2006)
 Assistant Head Coach (Alma Mater, year)
 Terry Nashif (BYU, 2005)
 Assistant Coach (Alma Mater, year)
 Quincy Lewis (Wagner, 1993)
 Dir. of Basketball Operations: Andrew May (BYU, 2010)

BYU History

First Year of Basketball: 1903
 All-Time Record: 1770-1062 (.625)
 Winning Seasons: 89 (last 2015-16)
 Regular Season Conf. Championships: 29 (last 2010-11)
 Postseason Appearances (record): 41 (33-42)
 Total NCAA Appearances (record): 29 (15-32)
 Last NCAA Appearance: 2015
 First Round: L vs. No. 11 seed Ole Miss, 90-94
 Total NIT Appearances (Record): 12 (18-10)
 Last NIT Appearance: 2016
 Result: Advanced to the semifinals

Media Relations

Men's Basketball Contact: Kyle Chilton
 Cell Phone: 801-372-2080
 Office Phone: 801-422-4909
 Email: kyle_chilton@byu.edu

Media Information

Radio Station: Cougar IMG Sports Network/KSL
 102.7 FM and 1160 AM
 Play-By-Play Announcer: Greg Wrubell
 Beat Writers: Jeff Call, Deseret News
 Darnell Dickson, Daily Herald
 Jay Drew, Salt Lake Tribune

2016-17 BYU STARTING LINEUPS

Opponent	(1)	(2)	(3)	(4)	(5)
Princeton	L.J. Rose	Nick Emery	TJ Haws	Kyle Davis	Eric Mika
Coppin State	L.J. Rose	Nick Emery	TJ Haws	Kyle Davis	Eric Mika
Coastal Carolina	L.J. Rose	Nick Emery	TJ Haws	Kyle Davis	Eric Mika
vs. Saint Louis	L.J. Rose	Nick Emery	TJ Haws	Kyle Davis	Eric Mika
vs. Valparaiso	L.J. Rose	Nick Emery	TJ Haws	Kyle Davis	Eric Mika
Utah Valley	L.J. Rose	Nick Emery	TJ Haws	Kyle Davis	Eric Mika
vs. Utah State	L.J. Rose	Nick Emery	TJ Haws	Yoeli Childs	Eric Mika
vs. USC	L.J. Rose	Nick Emery	TJ Haws	Yoeli Childs	Eric Mika
Weber State	L.J. Rose	Nick Emery	TJ Haws	Yoeli Childs	Eric Mika
Colorado					
vs. Illinois					
Idaho State					
CSU Bakersfield					
Santa Clara					
at Loyola Marymount					
at Saint Mary's					
Pacific					
San Francisco					
at San Diego					
Pepperdine					
at Pacific					
at Santa Clara					
Loyola Marymount					
Gonzaga					
Portland					
at Pepperdine					
at San Francisco					
San Diego					
Saint Mary's					
at Portland					
at Gonzaga					
Won-Loss Records	(1)	(2)	(3)	(4)	(5)
4-2	L.J. Rose	Nick Emery	TJ Haws	Kyle Davis	Eric Mika
2-1	L.J. Rose	Nick Emery	TJ Haws	Yoeli Childs	Eric Mika

GAMES PLAYED (RECORD)

	2016-17	Career
Corbin Kaufusi	—	70 (49-21)
Kyle Davis	8 (5-3)	45 (30-15)
Nick Emery	9 (6-3)	45 (31-14)
Eric Mika	9 (6-3)	42 (27-15)
Jamal Aytes	9 (6-3)	31 (23-8)
Braiden Shaw	7 (4-3)	26 (21-5)
Davin Guinn	9 (6-3)	18 (14-4)
Steven Beo	6 (4-2)	6 (4-2)
Elijah Bryant	5 (4-1)	5 (4-1)
Yoeli Childs	9 (6-3)	9 (6-3)
TJ Haws	9 (6-3)	9 (6-3)
L.J. Rose	9 (6-3)	9 (6-3)
Zach Frampton	6 (5-1)	6 (5-1)
Colby Leifson	7 (5-2)	7 (5-2)
Payton Dastrup	7 (4-3)	7 (4-3)

GAMES STARTED (RECORD)

	2016-17	Career
Kyle Davis	6 (4-2)	43 (30-13)
Corbin Kaufusi	—	36 (26-10)
Nick Emery	9 (6-3)	41 (28-13)
Eric Mika	9 (6-3)	38 (23-15)
TJ Haws	9 (6-3)	9 (6-3)
L.J. Rose	9 (6-3)	9 (6-3)
Yoeli Child	3 (2-1)	3 (2-1)

STRAKS

Streak	2016-17	Overall
Current won/loss streak	1 win	same
At home	1 win	same
On the road	—	3 wins
On a neutral floor	1 loss	same
At home vs. Nonconference	1 win	same
At home vs. WCC	—	1 loss
On the road vs. Nonconference	—	3 losses
On the road vs. WCC	—	3 wins
On a neutral floor vs. Nonconference	1 loss	same
On a neutral floor vs. WCC	—	1 loss
At regular season tournament	1 loss	same
At WCC Tournament	—	1 loss
NCAA Tournament	—	3 losses
At NIT	—	1 loss
Games with a 3-point make	9 games	84 games
Vs. In-state teams	2 wins	same
At home vs. in-state teams	1 win	same
On the road vs. in-state teams	—	1 loss
On a neutral floor vs. in-state teams	4 wins	same

LEADS AND DEFICITS, BYU'S BIGGEST...

Halftime lead	16 (48-32 vs. Coppin State, 11/17/16)
Halftime lead lost in defeat	2 (46-44 vs. Valparaiso, 11/23/16)
Halftime deficit	2 (52-54 vs. Utah Valley, 11/26/16)
Halftime deficit erased in victory	—
Overall lead	42 (96-54 vs. Coppin State, 11/17/16)
Margin of victory	37 (96-54 vs. Coppin State, 11/17/16)
Margin of defeat	13 (101-114 vs. Utah Valley, 11/26/16)
Lead lost in defeat	12 (21-9 vs. Valparaiso, 11/23/16)
Overall deficit	16 (88-104 vs. Utah Valley, 11/26/16)
Deficit overcome in victory	5 (5-10 vs. Princeton, 11/14/16) 5 (0-5 vs. Utah State, 11/30/16)

Rose vs. the state

BYU basketball coach Dave Rose has compiled a record of 36-10 vs. in-state opponents since taking over in 2005-06. He has the best winning percentage (.783) of any coach vs. in-state teams during that time and the most wins. This season, BYU fell 114-101 to Utah Valley at home on Nov. 26, defeated Utah State 77-63 at Vivint Smart Home Arena and won at home against Weber State 77-66.

Opponent	W	L	Opponent	W	L	Opponent	W	L
Utah	12	6	Weber State	12	0	Utah Valley	1	1
Utah State	8	3	Southern Utah	3	0			

AWARDS CANDIDATES

Nick Emery

- Has hit a 3-pointer in 18-straight games dating back to last season
- Tied his career-high with 37 points against Utah Valley
- Has scored in double figures in 7 of 9 games this season
- Leads BYU with 21 3-point field goals
- Candidate for the Jerry West Award
- Preseason All-WCC
- All-WCC Second Team and All-WCC Freshman Team in 2015-16
- Nationally was 59th in 3-point field goals per game and 80th in 3-point field-goal percentage
- In all games was 10th in the WCC in scoring, 13th in assists, 3rd in free-throw percentage, 3rd in steals and 4th in 3-point field goals made
- BYU's freshman record holder for 3-point field goals in a season and single game, games with 3-plus 3s and games with 5-plus 3s
- Set the BYU freshman record with 37 points at San Francisco

Eric Mika

- Candidate for the Kareem Abdul-Jabbar Award
- Preseason All-WCC
- Scored a career-high 29 points vs. USC
- Scored 26 points and had a career-best 18 rebounds in BYU's opener against Princeton
- Tied the BYU single-game record with 9 offensive boards against Princeton
- Three double-doubles and four 20-point games
- Has 5 games with multiple blocks, include 4 blocks against Utah State and 3 games with 3 blocks
- Has shot 50.0 percent or better in 6 of 7 games
- Nov. 21, 2016 WCC Player of the Week
- Named to the WCC All-Freshman Team in 2013-14
- Received Silver Honors on the WCC Commissioner's Honor Roll
- Recorded the most offensive rebounds in a season at BYU (93) and averaged the 4th most offensive rebounds per game in a season (2.82)

Kyle Davis

- Has registered a block in seven of nine games this season
- Has four double-doubles
- Has scored 20-plus points six times, including each of the last four games
- WCC Player of the Week (Nov. 16, 2015)
- Named Academic All-West Coast Conference
- Received Silver Honors on the WCC Commissioner's Honor Roll
- Named to the NABC Honors Court
- Received the Academic Excellence Award at the team banquet
- Nationally was ranked 84th in total rebounds, 98th in total blocks, 109th in double-doubles, 137th in blocks per game and 155th in rebounds per game

NOTES AND STORYLINES

Dave Rose

BYU head coach Dave Rose has led the Cougars to one of the most successful eras in program history since taking over in 2005. His career record of 289-102 ranks him second in BYU history in total victories and first in winning percentage (.739). Rose has been named conference coach of the year three times, led the Cougars to four conference titles, eight NCAA tournament appearances, three NIT appearances, eight 25-win seasons and 11 20-win seasons. In 2010, he led BYU to its first NCAA tournament victory in 17 years and the Cougars won at least one postseason game in the next three seasons.

BYU and the Postseason

Under Dave Rose, BYU has reached the postseason in 11-straight seasons, a school record. The previous record was six-straight seasons (1989-90 to 1994-95). During that time the Cougars have earned eight bids to the NCAA tournament and three to the NIT. The Cougars' eight NCAA tournament bids in the last 11 years are more than 217 NCAA Division I schools have since beginning their programs.

Rose among the nation's best

Dave Rose is 10th in career winning percentage among active NCAA Division I head coaches (as of 12/7/16).

Rk	Coach	Yrs.	W	L	Pct.	Rk	Coach	Yrs.	W	L	Pct.
1	Mark Few, Gonzaga	18	475	111	.8106	9	Rick Pitino, Louisville	32	753	263	.7411
2	Roy Williams, UNC	29	792	210	.7904	10	Dave Rose, BYU	12	289	102	.7391
3	John Calipari, Kentucky	25	628	186	.7715	11	Jamie Dixon, Pittsburgh	14	335	125	.7283
4	Mike Krzyzewski, Duke	42	1052	322	.7656	12	Tim Cluess, Iona	11	243	91	.7275
5	Bill Self, Kansas	24	600	189	.7605	13	Bruce Pearl, Auburn	22	494	186	.7265
6	Steve Prohm, Iowa State	11	133	43	.7557	14	Jim Boeheim, Syracuse	41	889	345	.7204
7	Thad Matta, Ohio State	17	429	141	.7526	15	Shaka Smart, Texas	8	187	73	.7192
8	Sean Miller, Arizona	13	315	110	.7412						

Keeping up with the Cougars

BYU basketball has consistently ranked among the top offensive teams in the country since 2009. Since 2009, BYU is the only team in the country to be ranked among the top-15 in scoring each year. During that span, the Cougars finished second (2009-10, 2014-15), third (2013-14), seventh (2010-11), 12th (2012-13) and 13th (2011-12). In 2015-16, BYU averaged 83.6 points per game, 9th in the country. The Cougars are averaging 87.8 in 2016-17.

Missions

Nine of BYU's players and four members of the coaching staff have served missions for The Church of Jesus Christ of Latter-day Saints. See the list below:

Players	Coaches
Payton Dastrup: Panama	Dave Rose: England
Kyle Davis: Detroit	Tim LaComb: Boston
Nick Emery: Germany	Andrew May: Washington, D.C.
Zach Frampton: Chile	Terry Nashif: Columbia, South Carolina
Davin Guinn: Mexico	
TJ Haws: France	
Corbin Kaufusi: South Korea	
Eric Mika: Italy	
Braiden Shaw: Sacramento, California	

From the gridiron to the hardwood

Junior forward Corbin Kaufusi is following in the footsteps of his brother Bronson this season as he is playing on the BYU football and basketball teams. Kaufusi is playing defensive end for Kalani Sitake in the fall and will switch back to playing forward for Dave Rose at the end of the football season. In his football debut against Arizona, Kaufusi had four solo tackles and one sack. In two years with the basketball team, Kaufusi has played in 70 games, started 36, and has averages of 4.6 points, 4.2 rebounds and 1.1 blocks per game.

Record-breaking brothers

Sophomore guard Nick Emery and freshman guard TJ Haws both have brothers who played for Dave Rose and set records during their BYU careers. Emery's brother Jackson played at BYU from 2005-06, 2008-11, and became BYU's record holder for steals in a season (101 in 2010-11) and career (249). Haws' older brother Tyler played from 2009-10, 12-15 and finished his career as BYU's all-time leading scorer with 2,720 career points.

Together again

Four members of the 2016-17 BYU basketball team – Nick Emery, TJ Haws, Eric Mika and Zach Frampton – and assistant coach Quincy Lewis are being reunited in 2016-17. Prior to coming to BYU, Lewis was the head coach at Lone Peak High School and in 2012-13, he had Emery, Haws, Mika and Frampton on his team. That season the Knights finished 26-1, won the Utah 5A state title and the MaxPreps.com National Championship. Emery, Haws and Mika were all named first-team all-state while Emery was named Mr. Basketball by the Deseret News and the Utah Gatorade Player of the Year.

BYU'S RECORD WHEN ...					
Venue	16-17	H	A	N	Under Rose
Overall	6-3	4-1	0-0	2-2	289-102
Home	4-1	—	—	—	164-18
Away	0-0	—	—	—	82-52
Neutral	2-2	—	—	—	43-32
Lead at the half/end of game...	16-17	H	A	N	Under Rose
BYU leads at the half	6-1	4-0	0-0	2-1	238-29
Opponent leads at the half	0-2	0-1	0-0	0-1	42-67
Score tied at the half	0-0	0-0	0-0	0-0	9-6
BYU leads w/5 min left	6-0	4-0	0-0	2-0	272-9
Opponent leads w/5 min left	0-3	0-1	0-0	0-2	14-91
Score tied w/5 min left	0-0	0-0	0-0	0-0	3-2
BYU leads w/1 min left	6-0	4-0	0-0	2-0	283-2
Opponent leads w/1 min left	0-3	0-1	0-0	0-2	3-94
Score tied w/1 min left	0-0	0-0	0-0	0-0	3-6
Game goes into overtime	0-0	0-0	0-0	0-0	8-8
BYU scores...	16-17	H	A	N	Under Rose
100-plus points	0-1	0-1	0-0	0-0	16-2
90-99 points	2-0	1-0	0-0	1-0	59-3
80-89 points	2-2	2-0	0-0	0-2	96-18
70-79 points	2-0	1-0	0-0	1-0	92-31
60-69 points	0-0	0-0	0-0	0-0	22-42
60 or less points	0-0	0-0	0-0	0-0	4-6
Opponent scores...	16-17	H	A	N	Under Rose
100-plus points	0-1	0-1	0-0	0-0	2-4
90-99 points	0-2	0-0	0-0	0-2	4-13
80-89 points	0-0	0-0	0-0	0-0	21-37
70-79 points	1-0	1-0	0-0	0-0	65-39
60-69 points	4-0	2-0	0-0	2-0	120-9
50-59 points	1-0	1-0	0-0	0-0	56-0
50 or less points	0-0	0-0	0-0	0-0	21-0
BYU double figure scorers	16-17	H	A	N	Under Rose
One player in double figures	0-0	0-0	0-0	0-0	1-4
Two players in double figures	1-0	1-0	0-0	0-0	33-21
Three players in double figures	2-1	1-1	0-0	1-0	97-48
Four players in double figures	3-2	2-0	0-0	1-2	102-24
Five players in double figures	0-0	0-0	0-0	0-0	43-5
Six players in double figures	0-0	0-0	0-0	0-0	12-0
Seven players in double figures	0-0	0-0	0-0	0-0	1-0
Shooting, rebounding and TOs	16-17	H	A	N	Under Rose
BYU shoots 50% or better	2-0	1-0	0-0	1-0	128-10
Opponent shoots 50% or better	0-1	0-1	0-0	0-0	16-34
BYU outshoots opponent	5-0	4-0	0-0	1-0	233-19
Opponent outshoots BYU	1-3	0-1	0-0	1-2	55-81
Teams shoot equal FG%	0-0	0-0	0-0	0-0	1-2
BYU outrebounds opponent	5-1	3-0	0-0	2-1	221-29
Opponent outrebounds BYU	0-2	0-1	0-0	0-1	54-66
BYU, opponent tie in rebounds	1-0	1-0	0-0	0-0	13-7
BYU has a positive TO margin	2-2	1-1	0-0	1-1	183-42
BYU has a negative TO margin	3-1	3-0	0-0	0-1	77-48
BYU, opponent tie in TOs	1-0	0-0	0-0	1-0	28-12
Wins, losses and rest	16-17	H	A	N	Under Rose
Coming off a win	3-2	2-0	0-0	1-2	206-82
Coming off a loss	3-1	2-1	0-0	1-0	83-20
Two-plus days between games	4-2	3-1	0-0	1-1	230-75
One day between games	2-1	1-0	0-0	1-1	46-13
Playing the next day	0-0	0-0	0-0	0-0	13-14
Days	16-17	H	A	N	Under Rose
Monday	2-0	1-0	0-0	1-0	9-4
Tuesday	0-0	0-0	0-0	0-0	38-10
Wednesday	1-1	0-0	0-0	1-1	55-16
Thursday	2-0	2-0	0-0	0-0	42-21
Friday	0-0	0-0	0-0	0-0	29-7
Saturday	1-2	1-1	0-0	0-1	116-44

BYU'S RECORD WHEN ...					
On television	16-17	H	A	N	Under Rose
All games on TV	5-2	4-0	0-0	1-2	251-95
On BYUtv	4-0	3-0	0-0	1-0	92-8
On ESPN	0-0	0-0	0-0	0-0	2-4
On ESPN2	1-1	1-0	0-0	0-1	15-21
On ESPN3	0-1	0-0	0-0	0-1	24-9
On ESPNEWS	0-0	0-0	0-0	0-0	1-0
On TWC/ROOT Sports	0-0	0-0	0-0	0-0	8-7
On truTV	0-0	0-0	0-0	0-0	1-4
On CBS	0-0	0-0	0-0	0-0	4-5
On Pac-12 Network	0-0	0-0	0-0	0-0	0-4
Top 25	16-17	H	A	N	Under Rose
vs. a top 25 opponent	0-0	0-0	0-0	0-0	12-27
as a top 25 team	0-0	0-0	0-0	0-0	57-16
Months	16-17	H	A	N	Under Rose
November	5-2	3-1	0-0	2-1	58-16
December	1-1	1-0	0-0	0-1	63-24
January	0-0	0-0	0-0	0-0	68-24
February	0-0	0-0	0-0	0-0	63-15
March	0-0	0-0	0-0	0-0	37-22
April	0-0	0-0	0-0	0-0	0-1
Margin of victory/defeat	16-17	H	A	N	Under Rose
1-4 points	0-1	0-0	0-0	0-1	31-28
5-9 points	1-1	1-0	0-0	0-1	49-30
10-15 points	2-1	1-1	0-0	1-0	76-26
16-19 points	1-0	1-0	0-0	0-0	33-13
20-29 points	0-0	0-0	0-0	0-0	55-5
30-39 points	2-0	1-0	0-0	1-0	30-0
40-49 points	0-0	0-0	0-0	0-0	9-0
50+ points	0-0	0-0	0-0	0-0	6-0
BYU points per possession	16-17	H	A	N	Under Rose
> 1.4	0-0	0-0	0-0	0-0	6-0
1.3-1.399	0-0	0-0	0-0	0-0	23-0
1.2-1.299	0-0	0-0	0-0	0-0	72-0
1.1-1.199	2-0	1-0	0-0	1-0	78-11
1.0-1.099	4-3	3-1	0-0	1-2	83-41
0.9-0.999	0-0	0-0	0-0	0-0	24-33
0.8-0.899	0-0	0-0	0-0	0-0	3-16
< 0.8	0-0	0-0	0-0	0-0	0-1
Opp points per possession	16-17	H	A	N	Under Rose
> 1.4	0-0	0-0	0-0	0-0	0-0
1.3-1.399	0-0	0-0	0-0	0-0	0-2
1.2-1.299	0-0	0-0	0-0	0-0	3-18
1.1-1.199	0-3	0-1	0-0	0-2	13-43
1.0-1.099	0-0	0-0	0-0	0-0	63-32
0.9-0.999	2-0	2-0	0-0	0-0	92-6
0.8-0.899	2-0	1-0	0-0	1-0	63-1
< 0.8	2-0	1-0	0-0	1-0	55-0

DUNKS		
	2016-17	Career
Corbin Kaufusi	0	34
Eric Mika	14	37
Kyle Davis	3	16
Nick Emery	1	2
Yoeli Childs	8	8
Braiden Shaw	2	2
BYU	28	
Opponents	16	

LATE GAME FREE THROWS, 5:00-2:00		
Player	Season	Career
Eric Mika	9-14 (.643)	18-28 (.643)
Corbin Kaufusi	0-0 (.000)	7-16 (.438)
Braiden Shaw	0-0 (.000)	2-4 (.500)
Kyle Davis	2-2 (1.000)	9-14 (.643)
Nick Emery	2-2 (1.000)	13-15 (.867)
Davin Guinn	2-2 (1.000)	5-8 (.625)
TJ Haws	5-6 (.833)	5-6 (.833)
Yoeli Childs	0-2 (.000)	0-2 (.000)
Totals	20-28 (.714)	
Under Rose	722-993 (.727)	

LATE GAME FREE THROWS, 2:00-0:00		
Player	Season	Career
Eric Mika	2-2 (1.000)	4-5 (.800)
Corbin Kaufusi	0-0 (.000)	3-5 (.600)
Braiden Shaw	0-0 (.000)	1-3 (.333)
Nick Emery	6-7 (.857)	27-31 (.871)
Kyle Davis	2-4 (.500)	7-11 (.636)
Jamal Aytes	0-0 (.000)	3-4 (.750)
Davin Guinn	1-2 (.500)	3-4 (.750)
L.J. Rose	8-10 (.800)	8-10 (.800)
Elijah Bryant	1-2 (.500)	1-2 (.500)
TJ Haws	1-2 (.500)	1-2 (.500)
Totals	21-29 (.724)	
Under Rose	955-1273 (.750)	

2016-17 SCORING BY HALF (BYU-OPPONENT)

Opponent	1st half	Margin	FG %	2nd half	Margin	FG %	OT	Margin	FG %	Final	Margin	FG %
Princeton	44-35	+9	46.4-36.1	38-38	0	34.4-38.9	—	—	—	82-73	+9	40.0-37.5
Coppin State	48-32	+16	48.5-30.2	48-27	+21	56.3-21.1	—	—	—	96-59	+37	52.3-25.9
Coastal Carolina	40-25	+15	45.7-26.3	41-40	+1	50.0-42.1	—	—	—	81-65	+16	47.8-34.2
vs. Saint Louis	40-33	+7	46.4-33.3	52-29	+23	54.1-36.7	—	—	—	92-62	+30	50.8-34.8
vs. Valparaiso	46-44	+2	42.9-45.5	43-48	-5	44.0-41.9	—	—	—	89-92	-3	43.3-43.8
Utah Valley	52-54	-2	52.8-52.9	49-60	-11	42.9-52.9	—	—	—	101-114	-13	47.4-52.9
vs. Utah State	37-31	+6	38.6-43.8	40-32	+8	29.6-38.7	—	—	—	77-63	+14	35.2-41.3
vs. USC	32-39	-7	36.1-38.5	52-52	0	51.5-55.6	—	—	—	84-91	-7	43.5-45.5
Weber State	37-28	+9	48.4-39.3	40-38	+2	46.4-46.4	—	—	—	77-66	+11	47.5-42.9
Colorado												
vs. Illinois												
Idaho State												
CSU Bakersfield												
Santa Clara												
at Loyola Marymount												
at Saint Mary's												
Pacific												
San Francisco												
at San Diego												
Pepperdine												
at Pacific												
at Santa Clara												
Loyola Marymount												
Gonzaga												
Portland												
at Pepperdine												
at San Francisco												
San Diego												
Saint Mary's												
at Portland												
at Gonzaga												
Totals	41.8-35.7	+6.1	44.8-37.9	44.8-40.4	+4.3	45.9-41.0	—	—	—	86.6-76.1	+10.4	45.3-39.3

* Superlatives in bold

2016-17 Offensive Trends (BYU-Opponent)

Opponent	Points/Paint	Points Off TO	2nd Chance Points	Fastbreak Points	Bench Points	Big Run	Big Lead					
Princeton	32	30	13	8	22	12	4	0	10	30	10-0/5-0	11/5
Coppin State	46	24	16	15	15	7	17	4	45	29	12-0/5-0	42 /-
Coastal Carolina	40	32	8	13	5	13	6	2	23	27	6-0/8-0	24/-
vs. Saint Louis	58	32	18	17	15	15	4	2	27	15	16-0 /10-0	30/-
vs. Valparaiso	26	34	11	22	12	13	4	6	32	6	8-0/7-0	12/8
Utah Valley	58	36	22	19	16	10	11	12	18	35	9-0/15-0	5/16
vs. Utah State	36	32	15	14	20	10	7	3	14	15	8-0/9-0	14/5
vs. USC	48	42	12	19	15	12	6	12	14	20	12-0/10-0	10/16
Weber State	44	28	20	15	17	10	4	8	15	11	7-0/10-0	13/1
Colorado												
vs. Illinois												
Idaho State												
CSU Bakersfield												
Santa Clara												
at Loyola Marymount												
at Saint Mary's												
Pacific												
San Francisco												
at San Diego												
Pepperdine												
at Pacific												
at Santa Clara												
Loyola Marymount												
Gonzaga												
Portland												
at Pepperdine												
at San Francisco												
San Diego												
Saint Mary's												
at Portland												
at Gonzaga												
Totals	388	290	135	142	137	102	63	49	198	188		
Times Led, Record (W/L/T)	6-2/0-1/0-0		5-1/1-2/0-0		4-2/1-1/1-0		5-0/1-3/0-0		3-1/3-2/0-0			
Under Rose (W/L/T)	191-38/81-62/17-2		229-40/52-56/8-6		180-48/89-49/20-5		210-53/48-34/31-15		166-37/116-61/7-3			

* Superlatives in bold

No.	Name	Pos.	Ht.	Wt.	Yr.	Hometown (Previous School)
2	Zach Frampton	G	6-3	185	Fr.	Highland, Utah (Lone Peak HS)
3	Elijah Bryant	G	6-5	210	So.	Gwinnett, Georgia (Elon)
4	Nick Emery	G	6-2	185	So.	Alpine, Utah (Lone Peak HS)
5	L.J. Rose	G	6-3	200	Sr.	Houston, Texas (Houston)
10	Steven Beo	G	6-3	180	Fr.	Richland, Washington (Richland HS)
12	Eric Mika	F	6-10	230	So.	Alpine, Utah (Lone Peak HS)
13	Colby Leifson	G	6-4	190	Fr.	Suwanee, Georgia (North Gwinnett HS)
15	Payton Dastrup	F	6-10	250	Fr.	Mesa, Arizona (Mountain View HS)
21	Kyle Davis	F	6-8	225	Sr.	Draper, Utah (Utah State)
23	Yoeli Childs	F	6-8	225	Fr.	South Jordan, Utah (Bingham HS)
24	Davin Guinn	G	6-5	190	Jr.	Murrieta, California (UC Riverside)
30	TJ Haws	G	6-4	170	Fr.	Alpine, Utah (Lone Peak HS)
31	Braiden Shaw	F	6-9	210	So.	Eagle, Idaho (Eagle HS)
40	Jamal Aytes	F	6-6	235	Jr.	San Diego, California (UNLV)
44	Corbin Kaufusi	C	6-10	260	Jr.	Provo, Utah (Timpview HS)

Pronunciations	
JAMAL AYTES ATE-s or 8's	Erick Schork SH-ork
YOELI CHILDS YO-lee	TERRY NASHIF NASH-if
CORBIN KAUFUSI KAW-foo-see	ROBERT RAMOS RAY-mus
COLBY LEIFSON LAFE-son	
BRAIDEN SHAW BRAY-den	

Head Coach: Dave Rose, 12th year (Houston, 1983)
 Associate Head Coach: Tim LaComb (Utah, 2006)
 Assistant Head Coach: Terry Nashif (BYU, 2005)
 Assistant Coach: Quincy Lewis (Wagner, 1993)
 Director of Basketball Operations: Andrew May (BYU, 2010)
 Coordinator of Player Development: Garrett Faucette (BYU, 2008)
 Graduate Assistant: Lee Cummard (BYU, 2009)
 Team Trainer: Robert Ramos (BYU, 1995)
 Strength and Conditioning Coach: Erick Schork (Springfield, 1995)

2016-17 SEASON AND CAREER HIGHS					
#	Player		Points	Rebounds	Assists
2	Zach Frampton	Season	—	4 vs. Coppin State	1 vs. Saint Louis
		Career	Same	Same	Same
3	Elijah Bryant	Season	11 vs. Coppin State	7 vs. Coppin State	3 vs. Coppin State, vs. Coastal Carolina
		Career	Same	Same	Same
4	Nick Emery	Season	37 vs. Utah Valley	8 vs. Princeton	6 vs. Weber State
		Career	37 at San Francisco (2015-16)	9 vs. San Diego (2015-16)	7 vs. MVSU (2015-16)
5	L.J. Rose	Season	18 vs. Utah State	12 vs. Saint Louis	9 vs. Coastal Carolina
		Career	Same	Same	Same
10	Steven Beo	Season	—	1 vs. Coppin State	1 Coppin State
		Career	Same	Same	Same
12	Eric Mika	Season	29 vs. USC	18 vs. Princeton	4 vs. Weber State
		Career	Same	Same	3, twice, last vs. Princeton (2016-17)
13	Colby Leifson	Season	3 vs. Coppin State, vs. Utah Valley	3 vs. Coppin State	1, twice, last vs. USC
		Career	Same	Same	Same
15	Payton Dastrup	Season	9 vs. Coppin State	4 vs. Saint Louis	1 vs. USC
		Career	Same	Same	Same
21	Kyle Davis	Season	22 vs. Saint Louis	6, 3 times, last vs. Utah Valley	2, 3 times, last vs. Valparaiso
		Career	23 vs. Harvard (2015-16)	20 vs. Utah Valley (2015-16)	4, twice, last vs. Central Michigan (2015-16)
23	Yoeli Childs	Season	10 vs. Weber State	15 vs. Coppin State	3 vs. Coppin State
		Career	Same	Same	Same
24	Davin Guinn	Season	11 vs. Valparaiso	6 vs. Utah State	1, twice, last vs. Valparaiso
		Career	Same	3 vs. Portland (2015-16)	1, 3 times, last vs. Valparaiso
30	TJ Haws	Season	20 vs. Princeton	5 vs. Coppin State	7 vs. Utah Valley
		Career	Same	Same	Same
31	Braiden Shaw	Season	10 vs. Utah State	5 vs. Utah State	1 vs. Utah State
		Career	Same	3 vs. San Diego, vs. Portland (2015-16)	1, 4 times, last vs. Utah State (2016-17)
40	Jamal Aytes	Season	12 vs. Saint Louis	5 vs. Saint Louis	2 vs. Weber State
		Career	11 vs. Adams State (2015-16)	6 vs. New Mexico (2015-16)	Same
44	Corbin Kaufusi	Season	—	—	—
		Career	17 at Long Beach State (2015-16)	10, twice, last at San Francisco (2015-16)	2 vs. San Diego (2015-16)

GEOGRAPHIC BREAKDOWN	
Arizona	Payton Dastrup
California	Jamal Aytes Davin Guinn
Georgia	Elijah Bryant Colby Leifson
Idaho	Braiden Shaw
Texas	L.J. Rose
Utah	Yoeli Childs, Kyle Davis, Nick Emery, Zach Frampton, TJ Haws, Corbin Kaufusi, Eric Mika
Washington	Steven Beo

CLASS BREAKDOWN			
Seniors	Juniors	Sophomores	Freshmen
Kyle Davis L.J. Rose	Jamal Aytes Davin Guinn Corbin Kaufusi	Elijah Bryant Nick Emery Eric Mika Braiden Shaw	Colby Leifson Steven Beo Payton Dastrup Yoeli Childs Zach Frampton TJ Haws

#2 • ZACH FRAMPTON
6-3 • 185 • FR • GUARD



HIGHLAND, UTAH
LONE PEAK HS

2016-17 SEASON — PPG: 0.0 RPG: 1.2 APG: 0.2 BPG: 0.0 SPG: 0.0 FG%: .000 3FG%: .000 FT%: .000

In 2016-17 • Sophomore

- Grabbed 4 rebounds in his BYU debut against Coppin State
- Had 1 rebound and 1 assist vs. Saint Louis

Before BYU

- Played for Quincy Lewis at Lone Peak High School
- As a senior in 2013-14 averaged 11.3 points, 6.8 rebounds, 3.3 assists and 2.5 steals per game while helping Lone Peak to a record of 23-3 overall and 11-1 in region play
- Scored a career-best 24 against Pleasant Grove in the 5A state title game to help Lone Peak capture its fourth-straight state title

Personal

- Parents are Alan and Debbie Frampton
- Has three brothers and one sister
- His father Alan played one season at BYU in 1989-90
- Served a mission for The Church of Jesus Christ of Latter-day Saints in Chile

2016-17 SEASON HIGHS

PTS	—
1st H	—
2nd H	—
REB	4 vs. Coppin State – 11/17/16
AST	1 vs. Saint Louis – 11/19/16
STL	—
BLK	—
FGM	—
FGA	1, twice, last vs. Saint Louis – 11/19/16
3PM	—
3PA	—
FTM	—
FTA	—

MISCELLANEOUS

	16-17	Career
Double-Figure Points	—	—
20-plus Points	—	—
Double-Figure Reb	—	—
Double-Doubles	—	—
3-plus Steals	—	—
3-plus Blocks	—	—
3-plus 3-point FG	—	—
Scoring Leader	—	—
Rebound Leader	—	—
Assist Leader	—	—

2016-17 GAME-BY-GAME

Opponent	Date	GS	Min	FG	FGA	Pct	3FG	FGA	Pct	FT	FTA	Pct	Off	Def	TR	Avg	PF	FO	A	TO	Blk	Stl	Pts	Avg
Princeton	11/14/16																							
DNP																								
Coppin State	11/17/16		8	0	1	.000	0	0	.000	0	0	.000	0	4	4	4.0	2	0	0	0	0	0	0	0.0
Coastal Carolina	11/19/16		3	0	0	.000	0	0	.000	0	0	.000	0	1	1	2.5	0	0	0	0	0	0	0	0.0
vs. Saint Louis	11/21/16		3	0	1	.000	0	0	.000	0	0	.000	0	1	1	2.0	0	0	1	0	0	0	0	0.0
vs. Valparaiso	11/23/16																							
DNP																								
Utah Valley	11/26/16																							
DNP																								
vs. Utah State	11/30/16		0	0	0	.000	0	0	.000	0	0	.000	0	0	0	1.5	0	0	0	0	0	0	0	0.0
vs. USC	12/03/16		6	0	0	.000	0	0	.000	0	0	.000	0	1	1	1.4	1	0	0	0	0	0	0	0.0
Weber State	12/07/16		4	0	0	.000	0	0	.000	0	0	.000	0	0	0	1.2	2	0	0	0	0	0	0	0.0
Colorado	12/10/16																							
vs. Illinois	12/17/16																							
Idaho State	12/20/16																							
CSU Bakersfield	12/22/16																							
Santa Clara	12/29/16																							
at Loyola Marymount	12/31/16																							
at Saint Mary's	01/05/17																							
Pacific	01/07/17																							
San Francisco	01/12/17																							
at San Diego	01/14/17																							
Pepperdine	01/19/17																							
at Pacific	01/21/17																							
at Santa Clara	01/26/17																							
Loyola Marymount	01/28/17																							
Gonzaga	02/02/17																							
Portland	02/04/17																							
at Pepperdine	02/09/17																							
at San Francisco	02/11/17																							
San Diego	02/16/17																							
Saint Mary's	02/18/17																							
at Portland	02/23/17																							
at Gonzaga	02/25/17																							
Totals			0	24	0	2	.000	0	0	.000	0	0	.000	0	7	7	1.2	5	0	1	0	0	0	0.0


CAREER STATISTICS (ALL GAMES)

Year	GP	GS	Min	Avg	FG	FGA	Pct	3FG	FGA	Pct	FT	FTA	Pct	Off	Def	TR	Avg	PF	FO	A	TO	Blk	Stl	Pts	Avg
2016-17	6	0	24	4.0	0	2	.000	0	0	.000	0	0	.000	0	7	7	1.2	5	0	1	0	0	0	0	0.0
TOTAL	6	0	24	4.0	0	2	.000	0	0	.000	0	0	.000	0	7	7	1.2	5	0	1	0	0	0	0	0.0

CAREER STATISTICS (CONFERENCE GAMES)

Year	GP	GS	Min	Avg	FG	FGA	Pct	3FG	FGA	Pct	FT	FTA	Pct	Off	Def	TR	Avg	PF	FO	A	TO	Blk	Stl	Pts	Avg
2016-17																									
TOTAL																									

#3 • ELIJAH BRYANT
6-5 • 210 • SO • GUARD



GWINNETT, GEORGIA
ELON

2016-17 SEASON — PPG: 6.4 RPG: 3.8 APG: 1.6 BPG: 0.2 SPG 0.8 FG%: .286 3FG%: .063 FT%: .882

In 2016-17 • Sophomore

- Totaled 9 points, 5 boards and 3 assists vs. Coastal Carolina
- Had 11 points, 7 rebounds, 3 assists and 2 steals vs. Coppin State
- Totaled 5 points, 6 rebounds, 1 assist and 1 steal vs. Princeton, his BYU debut

In 2015-16 • Redshirt

- Sat out due to NCAA transfer rules

Before BYU

- Averaged 14.2 points, 4.2 rebounds, 2.7 assists and 1.3 steals as a freshman at Elon
- Named the Colonial Athletic Conference Rookie of the Year and earned third-team All-CAA and CAA All-Rookie Team honors
- Named the CAA Rookie of the Week six times
- Registered a double-double with 15 points and 10 boards at William & Mary
- Scored a career-best 32 points at Drexel
- Totaled 25 points while hitting 6 3s and added 6 boards and 6 assists at home vs. William & Mary
- Prepped at New Hampton School in New Hampshire
- Averaged 13 points, 4 boards and 4 assists in 2013-14
- Led the Huskies to the NEPSAC AAA final

Personal

- Parents are Tyree and Israel Bryant

2016-17 SEASON HIGHS

PTS	11 vs. Coppin State – 11/17/16
1st H	4 vs. Coppin State – 11/17/16
2nd H	9 vs. Coastal Carolina – 11/19/16
REB	7 vs. Coppin State – 11/17/16
AST	3, twice, last vs. Coastal Carolina – 11/19/16
STL	2 vs. Coppin State – 11/17/16
BLK	1 vs. Coastal Carolina – 11/19/16
FGM	3, twice, last vs. Coastal Carolina – 11/19/16
FGA	9 vs. Coastal Carolina – 11/19/16
3PM	1 vs. Coastal Carolina – 11/19/16
3PA	6 vs. Coastal Carolina – 11/19/16
FTM	5, twice, last vs. Valparaiso – 11/23/16
FTA	6 vs. Valparaiso – 11/23/16

MISCELLANEOUS

	16-17	Career
Double-Figure Points	1 (1-0)	1 (1-0)
20-plus Points	–	–
Double-Figure Reb	–	–
Double-Doubles	–	–
3-plus Steals	–	–
3-plus Blocks	–	–
3-plus 3-point FG	–	–
Scoring Leader	–	–
Rebound Leader	–	–
Assist Leader	–	–

2016-17 GAME-BY-GAME

Opponent	Date	GS	Min	FG	FGA	Pct	3FG	FGA	Pct	FT	FTA	Pct	Off	Def	TR	Avg	PF	FO	A	TO	Blk	Stl	Pts	Avg	
Princeton	11/14/16		15	1	6	.167	0	2	.000	3	4	.750	2	4	6	6.0	2	0	1	1	0	1	5	5.0	
Coppin State	11/17/16		21	3	7	.429	0	3	.000	5	5	1.000	0	7	7	6.5	1	0	3	3	0	2	11	8.0	
Coastal Carolina	11/19/16		20	3	9	.333	1	6	.167	2	2	1.000	0	5	5	6.0	2	0	3	1	1	0	9	8.3	
vs. Saint Louis	11/21/16		6	0	2	.000	0	2	.000	0	0	.000	0	0	0	4.5	0	0	0	0	0	0	0	6.3	
vs. Valparaiso	11/23/16		15	1	4	.250	0	3	.000	5	6	.833	0	1	1	3.8	3	0	1	3	0	1	7	6.4	
Utah Valley	11/26/16																								
vs. Utah State	11/30/16																								
vs. USC	12/03/16																								
Weber State	12/07/16																								
Colorado	12/10/16																								
vs. Illinois	12/17/16																								
Idaho State	12/20/16																								
CSU Bakersfield	12/22/16																								
Santa Clara	12/29/16																								
at Loyola Marymount	12/31/16																								
at Saint Mary's	01/05/17																								
Pacific	01/07/17																								
San Francisco	01/12/17																								
at San Diego	01/14/17																								
Pepperdine	01/19/17																								
at Pacific	01/21/17																								
at Santa Clara	01/26/17																								
Loyola Marymount	01/28/17																								
Gonzaga	02/02/17																								
Portland	02/04/17																								
at Pepperdine	02/09/17																								
at San Francisco	02/11/17																								
San Diego	02/16/17																								
Saint Mary's	02/18/17																								
at Portland	02/23/17																								
at Gonzaga	02/25/17																								
Totals			0	77	8	28	.286	1	16	.063	15	17	.882	2	17	19	3.8	8	0	8	8	1	4	32	6.4

CAREER STATISTICS (ALL GAMES)

Year	GP	GS	Min	Avg	FG	FGA	Pct	3FG	FGA	Pct	FT	FTA	Pct	Off	Def	TR	Avg	PF	FO	A	TO	Blk	Stl	Pts	Avg
2016-17	5	0	77	15.4	8	28	.286	1	16	.063	15	17	.882	2	17	19	3.8	8	0	8	8	1	4	32	6.4
TOTAL	5	0	77	15.4	8	28	.286	1	16	.063	15	17	.882	2	17	19	3.8	8	0	8	8	1	4	32	6.4

CAREER STATISTICS (CONFERENCE GAMES)

Year	GP	GS	Min	Avg	FG	FGA	Pct	3FG	FGA	Pct	FT	FTA	Pct	Off	Def	TR	Avg	PF	FO	A	TO	Blk	Stl	Pts	Avg
2016-17																									
TOTAL																									

#4 • NICK EMERY
6-2 • 185 • SO • GUARD



ALPINE, UTAH
LONE PEAK HS

2016-17 SEASON — PPG: 15.3 RPG: 3.8 APG: 3.4 BPG 0.1 SPG 1.7 FG%: .383 3FG%: .333 FT%: .950

2016-17 • Sophomore

- Has made a 3-point field goal in 18-straight games dating back to 2015-16
- Tied his career high with 37 points vs. Utah Valley ... added 4 assists and 2 steals
- Scored 18 points, hit 4 3s and added 3 assists, 1 block and 3 steals vs. Valparaiso
- Scored 15 points and added 8 rebounds, 4 assists and 3 steals vs. Princeton
- A candidate for the Jerry West Award
- Named to the All-WCC Preseason Team
- A team captain

- Finished the 2015-16 season 4th all-time in 3-pointers in a single season at BYU, 3rd in games with 3-plus 3-pointers
- Set the BYU freshman records for points in a single game, 3-pointers in a single game, games scoring in double figures, 3-point field goals and 3-point field goals per game
- Was second all-time among BYU freshmen for points, points per game, field goals made, steals and steals per game

Before BYU

- A four-year starter for Quincy Lewis at Lone Peak High School
- As a senior, helped lead Lone Peak to 26-1 record, the 2012-13 MaxPreps.com National Title and the 5A Utah state title
- Averaged 17.9 points, 3.8 rebounds, 3.7 assists, 2.9 steals as a senior
- Named a third-team All-American by MaxPreps.com
- Named the 2012-13 Mr. Basketball by the Deseret News, the 5A MVP by the Salt Lake Tribune, the Utah Gatorade Player of the Year and the Valley Player of the Year by the Daily Herald
- As a junior averaged 21.6 points, 3.4 threes, 4.0 rebounds, 2.3 assists and 2.4 steals and led Lone Peak to a 22-3 record, the 5A state title

Personal

- Wife's name is Sarah
- Parents are Derek and Patti Emery
- Has two brothers, Alex and Jackson, and one sister, Annie
- Brother Jackson played at BYU (2005-06, 08-11) and is the program's all-time steals leader
- Served a mission for The Church of Jesus Christ of Latter-day Saints in Germany

2016-17 SEASON HIGHS

PTS	37 vs. Utah Valley – 11/26/16
1st H	20 vs. Utah Valley – 11/26/16
2nd H	17 vs. Utah Valley – 11/26/16
REB	8 vs. Princeton – 11/14/16
AST	6 vs. Weber State – 12/7/16
STL	3, twice, last vs. Valparaiso – 11/23/16
BLK	1 vs. Valparaiso – 11/23/16
FGM	15 vs. Utah Valley – 11/26/16
FGA	28 vs. Utah Valley – 11/26/16
3PM	5 vs. Utah Valley – 11/26/16
3PA	12 vs. Utah Valley – 11/26/16
FTM	4 vs. Valparaiso – 11/23/16
FTA	5 vs. Valparaiso – 11/23/16

CAREER HIGHS

PTS	37, twice, last vs. Utah Valley – 11/26/16
1st H	20, twice, last vs. Utah Valley – 11/26/16
2nd H	18 at Colorado – 12/12/15
REB	9 vs. San Diego – 02/20/16
AST	7 vs. MVSU – 11/25/15
STL	5 vs. Pepperdine – 01/30/16
BLK	2 vs. Valparaiso – 03/29/16
FGM	15 vs. Utah Valley – 11/26/16
FGA	28 vs. Utah Valley – 11/26/16
3PM	10 at San Francisco – 02/11/16
3PA	12, twice, last vs. Utah Valley – 11/26/16
FTM	6, 3 times, last at San Diego – 02/18/16
FTA	8 at San Diego – 02/18/16

MISCELLANEOUS

	16-17	Career
Double-Figure Points	7 (4-3)	39 (26-13)
20-plus Points	1 (0-1)	12 (9-3)
Double-Figure Reb	–	0 (0-0)
Double-Doubles	–	0 (0-0)
3-plus Steals	2 (1-1)	9 (5-4)
3-plus Blocks	–	0 (0-0)
3-plus 3-point FG	3 (0-3)	23 (13-10)
Scoring Leader	2 (0-2)	13 (9-4)
Rebound Leader	–	2 (2-0)
Assist Leader	2 (2-0)	6 (6-0)

2016-17 GAME-BY-GAME

Opponent	Date	GS	Min	FG	FGA	Pct	3FG	FGA	Pct	FT	FTA	Pct	Off	Def	TR	Avg	PF	FO	A	TO	Blk	Stl	Pts	Avg	
Princeton	11/14/16	*	37	6	14	.429	1	7	.143	2	2	1.000	1	7	8	8.0	2	0	4	3	0	3	15	15.0	
Coppin State	11/17/16	*	22	4	8	.500	2	6	.333	3	3	1.000	0	2	2	5.0	0	0	3	3	0	1	13	14.0	
Coastal Carolina	11/19/16	*	23	6	12	.500	2	6	.333	0	0	.000	0	2	2	4.0	0	0	3	0	0	1	14	14.0	
vs. Saint Louis	11/21/16	*	24	3	9	.333	1	3	.333	2	2	1.000	0	2	2	3.5	5	1	3	3	0	0	9	12.8	
vs. Valparaiso	11/23/16	*	33	5	16	.313	4	8	.500	4	5	.800	1	3	4	3.6	4	0	3	2	1	3	18	13.8	
Utah Valley	11/26/16	*	39	15	28	.536	5	12	.417	2	2	1.000	0	3	3	3.5	3	0	4	7	0	2	37	17.7	
vs. Utah State	11/30/16	*	37	3	15	.200	2	6	.333	2	2	1.000	0	6	6	3.9	1	0	3	3	0	1	10	16.6	
vs. USC	12/03/16	*	34	5	17	.294	3	11	.273	2	2	1.000	0	5	5	4.0	3	0	2	1	0	2	15	16.4	
Weber State	12/07/16	*	35	2	9	.222	1	4	.250	2	2	1.000	0	2	2	3.8	3	0	6	1	0	2	7	15.3	
Colorado	12/10/16																								
vs. Illinois	12/17/16																								
Idaho State	12/20/16																								
CSU Bakersfield	12/22/16																								
Santa Clara	12/29/16																								
at Loyola Marymount	12/31/16																								
at Saint Mary's	01/05/17																								
Pacific	01/07/17																								
San Francisco	01/12/17																								
at San Diego	01/14/17																								
Pepperdine	01/19/17																								
at Pacific	01/21/17																								
at Santa Clara	01/26/17																								
Loyola Marymount	01/28/17																								
Gonzaga	02/02/17																								
Portland	02/04/17																								
at Pepperdine	02/09/17																								
at San Francisco	02/11/17																								
San Diego	02/16/17																								
Saint Mary's	02/18/17																								
at Portland	02/23/17																								
at Gonzaga	02/25/17																								
Totals			9	284	49	128	.383	21	63	.333	19	20	.950	2	32	34	3.8	21	1	31	23	1	15	138	15.3

CAREER STATISTICS (ALL GAMES)

Year	GP	GS	Min	Avg	FG	FGA	Pct	3FG	FGA	Pct	FT	FTA	Pct	Off	Def	TR	Avg	PF	FO	A	TO	Blk	Stl	Pts	Avg
2015-16	36	32	1132	31.4	203	478	.425	97	253	.383	82	96	.854	18	108	126	3.5	100	6	91	53	4	52	585	16.3
2016-17	9	9	284	31.6	49	128	.383	21	63	.333	19	20	.950	2	32	34	3.8	21	1	31	23	1	15	138	15.3
TOTAL	45	41	1416	31.5	252	606	.416	118	316	.373	101	116	.871	20	140	160	3.6	121	7	122	76	5	67	723	16.1

CAREER STATISTICS (CONFERENCE GAMES)

Year	GP	GS	Min	Avg	FG	FGA	Pct	3FG	FGA	Pct	FT	FTA	Pct	Off	Def	TR	Avg	PF	FO	A	TO	Blk	Stl	Pts	Avg
2015-16	18	18	560	31.1	103	239	.431	49	126	.389	37	46	.804	8	49	57	3.2	49	2	43	22	1	25	292	16.2
TOTAL	18	18	560	31.1	103	239	.431	49	126	.389	37	46	.804	8	49	57	3.2	49	2	43	22	1	25	292	16.2

#5 • L.J. ROSE
6-3 • 200 • SR • GUARD



HOUSTON, TEXAS
HOUSTON

2016-17 SEASON HIGHS

PTS	18 vs. Utah State, 11/30/16
1st H	5 vs. Coastal Carolina, 11/19/16
2nd H	16 vs. Utah State, 11/30/16
REB	12 vs. Saint Louis – 11/19/16
AST	9 vs. Coastal Carolina, 11/19/16
STL	2 vs. Utah Valley – 11/26/16
BLK	1 vs. Coastal Carolina, 11/19/16
FGM	3, twice, last vs. Utah State, 11/30/16
FGA	6, 6 times, last vs. Weber State – 12/7/16
3PM	2 vs. Utah State, 11/30/16
3PA	4 vs. Utah State, 11/30/16
FTM	10 vs. Utah State, 11/30/16
FTA	11 vs. Utah State, 11/30/16

MISCELLANEOUS

	16-17	Career
Double-Figure Points	1 (1-0)	1 (1-0)
20-plus Points	–	–
Double-Figure Reb	–	–
Double-Doubles	–	–
3-plus Steals	–	–
3-plus Blocks	–	–
3-plus 3-point FG	–	–
Scoring Leader	–	–
Rebound Leader	3 (1-2)	3 (1-2)
Assist Leader	6 (4-2)	6 (4-2)

2016-17 SEASON — PPG: 6.6 RPG: 6.4 APG: 5.3 BPG: 0.1 SPG: 0.8 FG%: .292 3FG%: .250 FT%: .839

2016-17 • Senior

- A team captain
- Scored a season-high 18 points, added 9 rebounds and 6 assists vs. Utah State
- Totaled 7 points, 7 rebounds, 6 assists and 2 steals vs. Utah Valley
- Had 5 points, 12 rebounds and 8 assists vs. Saint Louis
- Totaled 5 points, 5 assists, 3 rebounds and 1 steal vs. Coppin State

Before BYU

- Played three seasons at Houston
- Played in two games in 2015-16 and averaged 3.5 points, 2.0 assists and 1.0 rebounds
- Played in two games in 2015-16 due to injury
- Played in and started 19 games as a junior in 2014-15 and averaged 9.8 points, 2.5 rebounds and 5.3 assists
- Scored a career-high 25 points at South Florida on Feb. 17, 2015
- Played in 28 games and started 25 as a sophomore in 2013-14 and averaged 8.9 points, 2.5 rebounds and 5.5 assists while shooting 40.0 percent from the field, 41.3 percent from 3 and 77.8 percent from the free-throw line
- Led the American Athletic Conference and was 29th in the nation in assists per game
- Posted a double-double with 16 points and 10 assists at Central Florida
- Played his freshman season at Baylor in 2012-13
- Dished out a career-best 12 assists vs. Hardin-Simmons on Jan. 19, 2013
- Played his senior year of high school for Russell Carr in 2011-12 at Westbury Christian High School

- Earned TABC All-State honors while leading the Wildcats to a 29-4 record
- Helped WCHS to the TAPPS-4A state championship game and earned All-Tournament honors
- Earned All-District 4 First Team and Class 4A All-State honors as a freshman and sophomore at Second Baptist School
- Named to ESPN RISE 2010 Underclass All-America team
- Following freshman season played on U16 National Team, traveling to 2009 FIBA Americas U16 Championship in Mendoza, Argentina
- Team won gold medal against tournament-host Argentina
- Ranked nation's No. 61 recruit by Scout.com, No. 63 by ESPN, No. 70 by MaxPreps.com and No. 74 by Rivals.com

Personal

- Full name is Lynden Bernard Rose, Jr.
- Parents are Lynden Sr. and Marilyn Rose
- Has one brother and one sister
- Brother Lynnard Rose plays football at Columbia
- Father played at Houston from 1980 to 1982 and was a member of Phi Slama Jama with BYU coach Dave Rose
- Served an internship during the summer of 2013 with U.S. Representative Al Green
- Majored in health at Houston

2016-17 GAME-BY-GAME

Opponent	Date	GS	Min	FG	FGA	Pct	3FG	FGA	Pct	FT	FTA	Pct	Off	Def	TR	Avg	PF	FO	A	TO	Blk	Stl	Pts	Avg	
Princeton	11/14/16	*	31	1	6	.167	0	1	.000	2	4	.500	0	3	3	3.0	2	0	3	2	0	0	4	4.0	
Coppin State	11/17/16	*	22	1	2	.500	1	2	.500	2	2	1.000	1	2	3	3.0	0	0	5	1	0	1	5	4.5	
Coastal Carolina	11/19/16	*	32	3	6	.500	1	3	.333	2	2	1.000	0	6	6	4.0	1	0	9	3	1	1	9	6.0	
vs. Saint Louis	11/21/16	*	33	1	5	.200	0	1	.000	3	4	.750	2	10	12	6.0	1	0	8	0	0	0	5	5.8	
vs. Valparaiso	11/23/16	*	33	0	6	.000	0	2	.000	2	2	1.000	0	7	7	6.2	3	0	6	1	0	0	2	5.0	
Utah Valley	11/26/16	*	31	1	6	.167	0	2	.000	5	6	.833	0	7	7	6.3	5	1	6	0	0	2	7	5.3	
vs. Utah State	11/30/16	*	27	3	6	.500	2	4	.500	10	11	.909	3	6	9	6.7	0	0	6	1	0	1	18	7.1	
vs. USC	12/03/16	*	26	2	5	.400	1	3	.333	0	0	.000	1	2	3	6.3	2	0	3	5	0	1	5	6.9	
Weber State	12/07/16	*	27	2	6	.333	0	2	.000	0	0	.000	2	6	8	6.4	2	0	2	1	0	1	4	6.6	
Colorado	12/10/16																								
vs. Illinois	12/17/16																								
Idaho State	12/20/16																								
CSU Bakersfield	12/22/16																								
Santa Clara	12/29/16																								
at Loyola Marymount	12/31/16																								
at Saint Mary's	01/05/17																								
Pacific	01/07/17																								
San Francisco	01/12/17																								
at San Diego	01/14/17																								
Pepperdine	01/19/17																								
at Pacific	01/21/17																								
at Santa Clara	01/26/17																								
Loyola Marymount	01/28/17																								
Gonzaga	02/02/17																								
Portland	02/04/17																								
at Pepperdine	02/09/17																								
at San Francisco	02/11/17																								
San Diego	02/16/17																								
Saint Mary's	02/18/17																								
at Portland	02/23/17																								
at Gonzaga	02/25/17																								
Totals			9	262	14	48	.292	5	20	.250	26	31	.839	9	49	58	6.4	16	1	48	14	1	7	59	6.6

CAREER STATISTICS (ALL GAMES)

Year	GP	GS	Min	Avg	FG	FGA	Pct	3FG	FGA	Pct	FT	FTA	Pct	Off	Def	TR	Avg	PF	FO	A	TO	Blk	Stl	Pts	Avg
2016-17	9	9	262	29.1	14	48	.292	5	20	.250	26	31	.839	9	49	58	6.4	16	1	48	14	1	7	59	6.6
TOTAL	9	9	262	29.1	14	48	.292	5	20	.250	26	31	.839	9	49	58	6.4	16	1	48	14	1	7	59	6.6

CAREER STATISTICS (CONFERENCE GAMES)

Year	GP	GS	Min	Avg	FG	FGA	Pct	3FG	FGA	Pct	FT	FTA	Pct	Off	Def	TR	Avg	PF	FO	A	TO	Blk	Stl	Pts	Avg
2016-17																									
TOTAL																									

#10 • STEVEN BEO
6-3 • 180 • FR • GUARD



RICHLAND, WASHINGTON
RICHLAND HS

2016-17 SEASON — PPG: 0.0 RPG: 0.2 APG: 0.2 BPG: 0.0 SPG: 0.0 FG%: .000 3FG%: .000 FT%: .000

2016-17 • Freshman

- Had 1 rebound and 1 assist vs. Coppin State
- Made his BYU debut against Princeton

Before BYU

- A four-year letterwinner for Earl Streufert at Richland High School
- Averaged 26.7 points, 6.1 rebounds and 4.4 assists as a senior and led Richland to an 18-5 record, the Mid-Columbia Conference title and the district title
- As a junior led the state in scoring at 27.7 points per game and set a Richland High single-game record with 49 points against Wenatchee
- As a junior and senior was named first-team all-state, was the Tri-City Herald All-Area Player of the Year and the Mid-Columbia Conference Player of the Year
- Earned 4A All-Tournament First Team honors while leading the Bombers to the quarterfinals of the 4A state tournament
- Started during his freshman and sophomore seasons and helped lead Richland to the state tournament each year
- As a sophomore helped the Bombers to a 25-1 record and a trip to the state title game
- Named second-team all-conference and earned 4A All-Tournament First Team honors

Personal

- Parents are Jill and Anthony Beo
- Has two sisters

2016-17 SEASON HIGHS

PTS	—
1st H	—
2nd H	—
REB	1 vs. Coppin State – 11/17/16
AST	1 vs. Coppin State – 11/17/16
STL	—
BLK	—
FGM	—
FGA	1, twice, last vs. USC – 12/3/16
3PM	—
3PA	1, twice, last vs. USC – 12/3/16
FTM	—
FTA	—

MISCELLANEOUS

	16-17	Career
Double-Figure Points	—	—
20-plus Points	—	—
Double-Figure Reb	—	—
Double-Doubles	—	—
3-plus Steals	—	—
3-plus Blocks	—	—
3-plus 3-point FG	—	—
Scoring Leader	—	—
Rebound Leader	—	—
Assist Leader	—	—

2016-17 GAME-BY-GAME

Opponent	Date	GS	Min	FG	FGA	Pct	3FG	FGA	Pct	FT	FTA	Pct	Off	Def	TR	Avg	PF	FO	A	TO	Blk	Stl	Pts	Avg
Princeton	11/14/16		2	0	0	.000	0	0	.000	0	0	.000	0	0	0	0.0	1	0	0	0	0	0	0	0.0
Coppin State	11/17/16		10	0	1	.000	0	1	.000	0	1	.000	0	1	1	0.5	1	0	1	0	0	0	0	0.0
Coastal Carolina	11/19/16																							
vs. Saint Louis	11/21/16																							
vs. Valparaiso	11/23/16																							
Utah Valley	11/26/16		1	0	0	.000	0	0	.000	0	0	.000	0	0	0	0.3	0	0	0	0	0	0	0	0.0
vs. Utah State	11/30/16		1	0	0	.000	0	0	.000	0	0	.000	0	0	0	0.3	1	0	0	1	0	0	0	0.0
vs. USC	12/03/16		5	0	1	.000	0	1	.000	0	0	.000	0	0	0	0.2	0	0	0	0	0	0	0	0.0
Weber State	12/07/16		1	0	0	.000	0	0	.000	0	0	.000	0	0	0	0.2	0	0	0	0	0	0	0	0.0
Colorado	12/10/16																							
vs. Illinois	12/17/16																							
Idaho State	12/20/16																							
CSU Bakersfield	12/22/16																							
Santa Clara	12/29/16																							
at Loyola Marymount	12/31/16																							
at Saint Mary's	01/05/17																							
Pacific	01/07/17																							
San Francisco	01/12/17																							
at San Diego	01/14/17																							
Pepperdine	01/19/17																							
at Pacific	01/21/17																							
at Santa Clara	01/26/17																							
Loyola Marymount	01/28/17																							
Gonzaga	02/02/17																							
Portland	02/04/17																							
at Pepperdine	02/09/17																							
at San Francisco	02/11/17																							
San Diego	02/16/17																							
Saint Mary's	02/18/17																							
at Portland	02/23/17																							
at Gonzaga	02/25/17																							
Totals			0	20	0	2	.000	0	2	.000	0	1	.000	0	1	1	0.2	3	0	1	1	0	0	0.0

CAREER STATISTICS (ALL GAMES)

Year	GP	GS	Min	Avg	FG	FGA	Pct	3FG	FGA	Pct	FT	FTA	Pct	Off	Def	TR	Avg	PF	FO	A	TO	Blk	Stl	Pts	Avg
2016-17	6	0	20	3.3	0	2	.000	0	2	.000	0	1	.000	0	1	1	0.2	3	0	1	1	0	0	0	0.0
TOTAL	6	0	20	3.3	0	2	.000	0	2	.000	0	1	.000	0	1	1	0.2	3	0	1	1	0	0	0	0.0

CAREER STATISTICS (CONFERENCE GAMES)

Year	GP	GS	Min	Avg	FG	FGA	Pct	3FG	FGA	Pct	FT	FTA	Pct	Off	Def	TR	Avg	PF	FO	A	TO	Blk	Stl	Pts	Avg	
2016-17																										
TOTAL																										

#12 • ERIC MIKA
6-10 • 230 • SO • FORWARD



ALPINE, UTAH
LONE PEAK HS

2016-17 SEASON — PPG: 21.4 RPG: 8.7 APG: 1.6 BPG: 1.9 SPG: 0.7 FG%: .593 3FG%: .000 FT%: .774

2016-17 • Sophomore

- A candidate for the Kareem Abdul-Jabbar Award
- Named to the All-WCC Preseason Team
- With 26 points vs. Weber State, has scored 20-plus in four-straight games
- Scored a career-best 29 points vs. USC on 10 of 16 shooting from the field and 9 of 11 from the free-throw line
- Had 20 points, 7 rebounds, a career-best 4 blocks and 3 steals vs. Utah State
- Posted his third double-double with 20 points, 10 rebounds and 3 blocks vs. Saint Louis
- Had 19 points, 11 rebounds vs. Coastal Carolina
- Set career highs with 26 points, 18 rebounds, 12 made free throws vs. Princeton

- Averaged 11.8 points, 6.4 rebounds, 1.0 assists and 0.7 blocks and shot .527 from the field and .617 from the free throw line

Before BYU

- Played for Quincy Lewis and helped lead Lone Peak to a 26-1 record, the 2012-13 MaxPreps.com National Title and the 5A Utah state title
- Named a third-team All-American by MaxPreps.com
- Named first-team all-state by the Deseret News and the Salt Lake Tribune
- Averaged 16.4 points, 11.2 rebounds, 1.7 blocks 1.0 assists per game and shot .671 from the field
- Earned MVP honors in the West Coast All-Star Classic as he scored a game-high 28 points for the East Team
- Scored 24 points to lead the North to a 118-114 win over the South in the Utah Valley All-Star game
- In the class of 2013 was ranked No. 28 by ESPN.com, No. 37 in Scout.com and No. 49 by Rivals.com
- Ranked No. 3 among centers by ESPN.com and Scout.com
- Ranked No. 14 among power forwards by Rivals.com

2013-14 • Freshman

- Named to the WCC All-Freshman Team
- Received Silver Honors on the WCC Commissioner's Honor Roll
- Ranked 87th in the nation in offensive rebounds per game
- Ranked 3rd in the WCC in offensive rebounds, 9th in field goal percentage, 14th in rebounding and 22nd in scoring
- Recorded the most offensive rebounds in a season at BYU (93) and averaged the 4th most offensive rebounds per game in a season (2.82)
- Posted season highs of 20 points (twice), 13 rebounds (San Francisco), 3 assists (Pacific), 3 steals (Pacific), 3 blocks (Weber State), 9 field goals made (Mount St. Mary's) and 11 free throws made (Oregon)
- Scored in double figures 24 times, 20-plus points twice, had double-figure rebounds 6 times and had 5 double-doubles

Personal

- Wife's name is Gabrielle
- Parents are Ron and Sue Mika
- Has six siblings
- Also recruited by Weber State, Utah State, Utah, Stanford and Boston College

2016-17 SEASON HIGHS

PTS	29 vs. USC – 12/3/16
1st H	15 vs. USC – 12/3/16
2nd H	21 vs. Weber State – 12/7/16
REB	18 vs. Princeton – 11/14/16
AST	4 vs. Weber State – 12/7/16
STL	3 vs. Utah State – 11/30/16
BLK	4 vs. Utah State – 11/30/16
FGM	10 vs. USC – 12/3/16
FGA	17 vs. Utah State – 11/30/16
3PM	–
3PA	1 vs. Valpariso – 11/23/16
FTM	12 vs. Princeton – 11/14/16
FTA	15 vs. Weber State – 12/7/16

CAREER HIGHS

PTS	29 vs. USC – 12/3/16
1st H	15 vs. USC – 12/3/16
2nd H	21 vs. Weber State – 12/7/16
REB	13 vs. San Francisco – 2/8/14
AST	4 vs. Weber State – 12/7/16
STL	3, twice, last vs. Utah State – 11/30/16
BLK	3, 3 times, last vs. Coastal Carolina, 11/19/16
FGM	10 vs. USC – 12/3/16
FGA	17 vs. Utah State – 11/30/16
3PM	–
3PA	1 vs. Valpariso – 11/23/16
FTM	12 vs. Princeton – 11/14/16
FTA	16 vs. Oregon – 3/20/14

MISCELLANEOUS

	16-17	Career
Double-Figure Points	9 (6-3)	33 (21-12)
20-plus Points	6 (4-2)	8 (6-2)
Double-Figure Reb	4 (4-0)	10 (8-2)
Double-Doubles	4 (4-0)	9 (8-1)
3-plus Steals	2 (2-0)	2 (2-0)
3-plus Blocks	4 (4-0)	5 (5-0)
3-plus 3-point FG	–	0 (0-0)
Scoring Leader	6 (5-1)	6 (5-1)
Rebound Leader	4 (3-1)	12 (6-6)
Assist Leader	–	1 (1-0)

2016-17 GAME-BY-GAME

Opponent	Date	GS	Min	FG	FGA	Pct	3FG	FGA	Pct	FT	FTA	Pct	Off	Def	TR	Avg	PF	FO	A	TO	Blk	Stl	Pts	Avg	
Princeton	11/14/16	*	34	7	14	.500	0	0	.000	12	13	.923	9	9	18	18.0	2	0	3	2	2	1	26	26.0	
Coppin State	11/17/16	*	15	6	8	.750	0	0	.000	6	7	.857	2	3	5	11.5	1	0	1	2	3	0	18	22.0	
Coastal Carolina	11/19/16	*	25	8	12	.667	0	0	.000	3	6	.500	2	9	11	11.3	1	0	1	2	3	0	19	21.0	
vs. Saint Louis	11/21/16	*	19	7	10	.700	0	0	.000	6	7	.857	1	9	10	11.0	4	0	1	2	3	1	20	20.8	
vs. Valparaiso	11/23/16	*	19	3	7	.429	0	1	.000	7	8	.875	1	2	3	9.4	4	0	1	2	1	0	13	19.2	
Utah Valley	11/26/16	*	26	8	8	1.000	0	0	.000	6	9	.667	3	2	5	8.7	5	1	2	3	0	1	22	19.7	
vs. Utah State	11/30/16	*	29	7	17	.412	0	0	.000	6	8	.750	2	5	7	8.4	3	0	1	3	4	3	20	19.7	
vs. USC	12/03/16	*	28	10	16	.625	0	0	.000	9	11	.818	4	5	9	8.5	3	0	0	3	0	0	29	20.9	
Weber State	12/07/16	*	29	8	16	.500	0	0	.000	10	15	.667	5	5	10	8.7	3	0	4	3	1	0	26	21.4	
Colorado	12/10/16																								
vs. Illinois	12/17/16																								
Idaho State	12/20/16																								
CSU Bakersfield	12/22/16																								
Santa Clara	12/29/16																								
at Loyola Marymount	12/31/16																								
at Saint Mary's	01/05/17																								
Pacific	01/07/17																								
San Francisco	01/12/17																								
at San Diego	01/14/17																								
Pepperdine	01/19/17																								
at Pacific	01/21/17																								
at Santa Clara	01/26/17																								
Loyola Marymount	01/28/17																								
Gonzaga	02/02/17																								
Portland	02/04/17																								
at Pepperdine	02/09/17																								
at San Francisco	02/11/17																								
San Diego	02/16/17																								
Saint Mary's	02/18/17																								
at Portland	02/23/17																								
at Gonzaga	02/25/17																								
Totals			9	224	64	108	.593	0	1	.000	65	84	.774	29	49	78	8.7	26	1	14	22	17	6	193	21.4

CAREER STATISTICS (ALL GAMES)

Year	GP	GS	Min	Avg	FG	FGA	Pct	3FG	FGA	Pct	FT	FTA	Pct	Off	Def	TR	Avg	PF	FO	A	TO	Blk	Stl	Pts	Avg
2013-14	33	29	844	25.6	139	264	.527	0	0	.000	111	180	.617	93	118	211	6.4	107	4	32	49	24	15	389	11.8
2016-17	9	9	224	24.9	64	108	.593	0	1	.000	65	84	.774	29	49	78	8.7	26	1	14	22	17	6	193	21.4
TOTAL	42	38	1068	25.4	203	372	.546	0	1	.000	176	264	.667	122	167	289	6.9	133	5	46	71	41	21	582	13.9

CAREER STATISTICS (CONFERENCE GAMES)

Year	GP	GS	Min	Avg	FG	FGA	Pct	3FG	FGA	Pct	FT	FTA	Pct	Off	Def	TR	Avg	PF	FO	A	TO	Blk	Stl	Pts	Avg
2013-14	16	13	396	24.8	58	108	.537	0	0	.000	50	81	.617	36	59	95	5.9	54	3	13	27	12	8	166	10.4
TOTAL	16	13	396	24.8	58	108	.537	0	0	.000	50	81	.617	36	59	95	5.9	54	3	13	27	12	8	166	10.4

#13 • COLBY LEIFSON
6-4 • 190 • FR • GUARD



SUWANEE, GEORGIA
NORTH GWINNETT HS

2016-17 SEASON — PPG: 0.9 RPG: 0.6 APG: 0.3 BPG: 0.0 SPG: 0.0 FG%: .154 3FG%: .167 FT%: .000

2016-17 • Freshman

- Made a 3-pointer against Utah Valley
- Hit his first career 3 and added 3 rebounds vs. Coppin State

Before BYU

- Prepped at North Gwinnett High School
- Averaged 17 points, shot 41 percent from 3 and made 93 percent from the free-throw line as a senior
- Made 93 3s as a senior, second all-time in a single season in Gwinnett County history
- Earned All-Gwinnett County and all-region first-team honors
- Played for the Atlanta All Stars during the AAU season
- Also recruited by High Point, Wofford, Gardner Webb and Tennessee Tech

Personal

- Parents are Ryan and Jennifer Leifson
- Has two brothers and one sister

2016-17 SEASON HIGHS

PTS	3, twice, last vs. Utah Valley – 11/26/16
1st H	–
2nd H	3, twice, last vs. Utah Valley – 11/26/16
REB	3 vs. Coppin State – 11/17/16
AST	1, twice, last vs. USC – 12/3/16
STL	–
BLK	–
FGM	1, twice, last vs. Utah Valley – 11/26/16
FGA	5 vs. Coppin State – 11/17/16
3PM	1, twice, last vs. Utah Valley – 11/26/16
3PA	5 vs. Coppin State – 11/17/16
FTM	–
FTA	–

MISCELLANEOUS

	16-17	Career
Double-Figure Points	–	–
20-plus Points	–	–
Double-Figure Reb	–	–
Double-Doubles	–	–
3-plus Steals	–	–
3-plus Blocks	–	–
3-plus 3-point FG	–	–
Scoring Leader	–	–
Rebound Leader	–	–
Assist Leader	–	–

2016-17 GAME-BY-GAME

Opponent	Date	GS	Min	FG	FGA	Pct	3FG	FGA	Pct	FT	FTA	Pct	Off	Def	TR	Avg	PF	FO	A	TO	Blk	Stl	Pts	Avg
Princeton	11/14/16																							
DNP																								
Coppin State	11/17/16		9	1	5	.200	1	5	.200	0	0	.000	1	2	3	3.0	2	0	1	0	0	0	3	3.0
Coastal Carolina	11/19/16		6	0	2	.000	0	1	.000	0	0	.000	0	0	0	1.5	1	0	0	0	0	0	0	1.5
vs. Saint Louis	11/21/16		6	0	1	.000	0	1	.000	0	0	.000	0	0	0	1.0	1	0	0	0	0	0	0	1.0
vs. Valparaiso	11/23/16																							
DNP																								
Utah Valley	11/26/16		1	1	1	1.000	1	1	1.000	0	0	.000	0	0	0	0.8	3	0	0	0	0	0	3	1.5
vs. Utah State	11/30/16		4	0	1	.000	0	1	.000	0	0	.000	0	0	0	0.6	1	0	0	1	0	0	0	1.2
vs. USC	12/03/16		4	0	3	.000	0	3	.000	0	0	.000	1	0	1	0.7	2	0	1	0	0	0	0	1.0
Weber State	12/07/16		1	0	0	.000	0	0	.000	0	0	.000	0	0	0	0.6	0	0	0	0	0	0	0	0.9
Colorado	12/10/16																							
vs. Illinois	12/17/16																							
Idaho State	12/20/16																							
CSU Bakersfield	12/22/16																							
Santa Clara	12/29/16																							
at Loyola Marymount	12/31/16																							
at Saint Mary's	01/05/17																							
Pacific	01/07/17																							
San Francisco	01/12/17																							
at San Diego	01/14/17																							
Pepperdine	01/19/17																							
at Pacific	01/21/17																							
at Santa Clara	01/26/17																							
Loyola Marymount	01/28/17																							
Gonzaga	02/02/17																							
Portland	02/04/17																							
at Pepperdine	02/09/17																							
at San Francisco	02/11/17																							
San Diego	02/16/17																							
Saint Mary's	02/18/17																							
at Portland	02/23/17																							
at Gonzaga	02/25/17																							
Totals			0	31	2	.154	2	12	.167	0	0	.000	2	2	4	0.6	10	0	2	1	0	0	6	0.9

CAREER STATISTICS (ALL GAMES)

Year	GP	GS	Min	Avg	FG	FGA	Pct	3FG	FGA	Pct	FT	FTA	Pct	Off	Def	TR	Avg	PF	FO	A	TO	Blk	Stl	Pts	Avg
2016-17	7	0	31	4.4	2	13	.154	2	12	.167	0	0	.000	2	2	4	0.6	10	0	2	1	0	0	6	0.9
TOTAL	7	0	31	4.4	2	13	.154	2	12	.167	0	0	.000	2	2	4	0.6	10	0	2	1	0	0	6	0.9

CAREER STATISTICS (CONFERENCE GAMES)

Year	GP	GS	Min	Avg	FG	FGA	Pct	3FG	FGA	Pct	FT	FTA	Pct	Off	Def	TR	Avg	PF	FO	A	TO	Blk	Stl	Pts	Avg
2016-17																									
TOTAL																									

#15 • PAYTON DASTRUP
6-10 • 250 • FR • FORWARD



MESA, ARIZONA
MOUNTAIN VIEW HS

2016-17 SEASON HIGHS

PTS	9 vs. Coppin State – 11/17/16
1st H	4 vs. Valparaiso – 11/23/16
2nd H	7 vs. Coppin State – 11/17/16
REB	4 vs. Saint Louis – 11/19/16
AST	1 vs. USC – 12/3/16
STL	–
BLK	–
FGM	4 vs. Coppin State – 11/17/16
FGA	6 vs. Coppin State – 11/17/16
3PM	1 vs. Coppin State – 11/17/16
3PA	1, twice, last vs. Coastal Carolina, 11/19/16
FTM	–
FTA	–

MISCELLANEOUS

	16-17	Career
Double-Figure Points	–	–
20-plus Points	–	–
Double-Figure Reb	–	–
Double-Doubles	–	–
3-plus Steals	–	–
3-plus Blocks	–	–
3-plus 3-point FG	–	–
Scoring Leader	–	–
Rebound Leader	–	–
Assist Leader	–	–

2016-17 SEASON — PPG: 1.9 RPG: 1.7 APG: 0.1 BPG: 0.0 SPG: 0.0 FG%: .500 3FG%: .500 FT%: .000

2016-17 • Freshman

- Totaled 4 points and 3 boards vs. Valparaiso
- Scored 9 points on 4 of 6 shooting against Coppin State

Before BYU

- Played for Gary Ernst at Mountain View High School
- As a senior in 2013-14 led Mountain View to a 21-8 record while averaging 16.5 points and 13.0 rebounds as a senior
- Earned second-team Division I All-Arizona honors from AZcentral.com and first-team All-Tribune by the East Valley Tribune
- Named Mesa All-City Boys co-MVP and earned first-team honors
- As a junior in 2012-13 led Mountain View to an 18-11 record while averaging 18.1 points, 10.9 rebounds, 3.0 assists and 2.0 blocks
- Named second-team Division I All-Arizona by AZcentral.com and first-team All-Tribune by the East Valley Tribune
- Helped Mountain View to a 21-8 record as a sophomore
- As a sophomore in 2011-12 earned honorable mention All-Arizona Division I honors from AZcentral.com
- Named honorable mention All-Tribune by the East Valley Tribune
- Named a four-star recruit by ESPN, Scout and Rivals
- National overall recruiting rankings: 98th by ESPN, 100th by Rivals
- National position recruiting rankings: 12th by ESPN, 18th by Scout
- Also recruited by Arizona, Arizona State, Florida, Ohio State, Virginia, Kansas, Utah

Personal

- Parents are Kristen and David Dastrup
- Has two sisters
- Served a mission for The Church of Jesus Christ of Latter-day Saints in Panama

2016-17 GAME-BY-GAME

Opponent	Date	GS	Min	FG	FGA	Pct	3FG	FGA	Pct	FT	FTA	Pct	Off	Def	TR	Avg	PF	FO	A	TO	Blk	Stl	Pts	Avg
Princeton	11/14/16																							
DNP																								
Coppin State	11/17/16		7	4	6	.667	1	1	1.000	0	0	.000	0	2	2	2.0	3	0	0	1	0	0	9	9.0
Coastal Carolina	11/19/16		2	0	2	.000	0	1	.000	0	0	.000	0	0	0	1.0	0	0	0	0	0	0	0	4.5
vs. Saint Louis	11/21/16		2	0	0	.000	0	0	.000	0	0	.000	0	4	4	2.0	0	0	0	0	0	0	0	3.0
vs. Valparaiso	11/23/16		8	2	4	.500	0	0	.000	0	0	.000	2	1	3	2.3	1	0	0	0	0	4	3.3	
Utah Valley	11/26/16		2	0	0	.000	0	0	.000	0	0	.000	1	1	2	2.2	0	0	0	1	0	0	2.6	
vs. Utah State	11/30/16																							
DNP																								
vs. USC	12/03/16		2	0	0	.000	0	0	.000	0	0	.000	0	1	1	2.0	0	0	1	0	0	0	2.2	
Weber State	12/07/16		1	0	0	.000	0	0	.000	0	0	.000	0	0	0	1.7	1	0	0	0	0	0	1.9	
Colorado	12/10/16																							
vs. Illinois	12/17/16																							
Idaho State	12/20/16																							
CSU Bakersfield	12/22/16																							
Santa Clara	12/29/16																							
at Loyola Marymount	12/31/16																							
at Saint Mary's	01/05/17																							
Pacific	01/07/17																							
San Francisco	01/12/17																							
at San Diego	01/14/17																							
Pepperdine	01/19/17																							
at Pacific	01/21/17																							
at Santa Clara	01/26/17																							
Loyola Marymount	01/28/17																							
Gonzaga	02/02/17																							
Portland	02/04/17																							
at Pepperdine	02/09/17																							
at San Francisco	02/11/17																							
San Diego	02/16/17																							
Saint Mary's	02/18/17																							
at Portland	02/23/17																							
at Gonzaga	02/25/17																							
Totals			0	24	6	.500	1	2	.500	0	0	.000	3	9	12	1.7	5	0	1	2	0	0	13	1.9

CAREER STATISTICS (ALL GAMES)

Year	GP	GS	Min	Avg	FG	FGA	Pct	3FG	FGA	Pct	FT	FTA	Pct	Off	Def	TR	Avg	PF	FO	A	TO	Blk	Stl	Pts	Avg
2016-17	7	0	24	3.4	6	12	.500	1	2	.500	0	0	.000	3	9	12	1.7	5	0	1	2	0	0	13	1.9
TOTAL	7	0	24	3.4	6	12	.500	1	2	.500	0	0	.000	3	9	12	1.7	5	0	1	2	0	0	13	1.9

CAREER STATISTICS (CONFERENCE GAMES)

Year	GP	GS	Min	Avg	FG	FGA	Pct	3FG	FGA	Pct	FT	FTA	Pct	Off	Def	TR	Avg	PF	FO	A	TO	Blk	Stl	Pts	Avg
2016-17																									
TOTAL																									

#21 • KYLE DAVIS
6-8 • 225 • SR • FORWARD



DRAPER, UTAH
UTAH STATE

2016-17 SEASON — PPG: 10.5 RPG: 4.6 APG: 1.1 BPG: 1.1 SPG: 0.6 FG%: .618 3FG%: .000 FT%: .696

2016-17 • Senior

- A team captain
- A nominee for the 2017 Allstate NABC Honors Court
- Has scored in double figures in 3-straight games played
- Shot 10 of 13 from the field for 22 points, 3 rebounds, 2 assists, 1 block and 2 steals
- Hit 4 of 5 from the field for 8 points, 6 rebounds, 2 assists, 1 block and 1 steal vs. Coastal Carolina

2015-16 • Junior

- WCC Player of the Week (Nov. 16)
- Named Academic All-West Coast Conference
- Received the Academic Excellence Award at the team banquet
- Nationally was ranked 84th in total rebounds, 98th in total blocks, 109th in double-doubles, 137th in blocks per game and 155th in rebounds per game
- In the WCC was 3rd in blocks, 4th in field goal percentage, 5th in defensive rebounds, 6th in rebounding and 19th in scoring
- Finished the 2015-16 season 7th all-time for blocks in a single season at BYU
- Posted season highs of 23 points (Harvard), 20 rebounds (Utah Valley), 4 assists (twice), 3 steals (Pepperdine) and 4 blocks (twice)
- Scored in double figures 28 times and 20-plus points 4 times
- Had 8 double-doubles and 8 games with double-digit rebounds
- Had 3-plus steals once and 3-plus blocks 4 times
- Led the team in scoring twice, rebounds 15 times and assists once

In 2014-15 • Redshirt

- Sat out 2014-15 due to NCAA transfer rules

Before BYU

- Started 27 of 29 games played in 2013-14 as a sophomore at Utah State
- Averaged 9.1 points and 7.6 rebounds, had a team-high 37 blocks and shot 50.3 percent from the field
- Posted 7 double-doubles and had season highs of 18 points, 15 rebounds (twice), 3 blocks (7 times) and 5 assists
- Played as a freshman at Southern Utah in 2010-11 prior to serving a two-year LDS mission
- Averaged 8.5 points, a team-high 5.3 rebounds and 1.0 block per game and shot 55.4 percent from the field
- Posted season highs of 21 points, 14 rebounds, 5 assists and 3 blocks
- Led Alta High School to the 5A state title and was named tournament MVP in 2010
- Averaged 18.5 points, 7.6 rebounds, 1.4 blocks, 1.5 steals and 1.3 assists as a senior
- Was named 2010 5A MVP and Region 4 MVP

Personal

- Parents are Mark and Debbie Davis
- Wife's name is Kelli and they have a son, Graham
- Has one brother and two sisters
- Served a mission for The Church of Jesus Christ of Latter-day Saints in Detroit

2016-17 SEASON HIGHS

PTS	22 vs. Saint Louis – 11/19/16
1st H	8, twice, last vs. Saint Louis – 11/19/16
2nd H	14 vs. Saint Louis – 11/19/16
REB	6, twice, last vs. Coastal Carolina, 11/19/16
AST	2, 3 times, last vs. Valparaiso – 11/23/16
STL	2, twice, last vs. USC – 12/3/16
BLK	2 vs. Princeton – 11/14/16
FGM	10 vs. Saint Louis – 11/19/16
FGA	13 vs. Saint Louis – 11/19/16
3PM	–
3PA	–
FTM	3, 3 times, last vs. Utah Valley – 11/26/16
FTA	6 vs. Princeton – 11/14/16

CAREER HIGHS

PTS	23 vs. Harvard – 12/22/15
1st H	11 vs. UVU – 11/13/15
2nd H	19 vs. Harvard – 12/22/15
REB	20 vs. UVU – 11/13/15
AST	4, twice, last vs. CMU – 12/18/15
STL	3 at Pepperdine – 01/23/16
BLK	4, twice, last at Gonzaga – 01/14/16
FGM	10, twice, last vs. Saint Louis – 11/19/16
FGA	14 vs. Harvard – 12/22/15
3PM	1, 6 times, last vs. Pepperdine – 01/30/16
3PA	2 vs. UVU – 11/13/15
FTM	8 vs. San Francisco – 01/09/16
FTA	11 vs. San Francisco – 01/09/16

MISCELLANEOUS

	16-17	Career
Double-Figure Points	4 (2-2)	32 (23-9)
20-plus Points	1 (1-0)	5 (2-3)
Double-Figure Reb	–	8 (6-2)
Double-Doubles	–	8 (6-2)
3-plus Steals	–	1 (0-1)
3-plus Blocks	–	4 (3-1)
3-plus 3-point FG	–	–
Scoring Leader	1 (1-0)	3 (2-1)
Rebound Leader	–	15 (12-3)
Assist Leader	–	1 (0-1)

2016-17 GAME-BY-GAME

Opponent	Date	GS	Min	FG	FGA	Pct	3FG	FGA	Pct	FT	FTA	Pct	Off	Def	TR	Avg	PF	FO	A	TO	Blk	Stl	Pts	Avg	
Princeton	11/14/16	*	23	2	4	.500	0	0	.000	3	6	.500	1	4	5	5.0	4	0	0	3	2	0	7	7.0	
Coppin State	11/17/16	*	15	2	6	.333	0	0	.000	0	0	.000	1	5	6	5.5	2	0	1	2	0	1	4	5.5	
Coastal Carolina	11/19/16	*	21	4	5	.800	0	0	.000	0	1	.000	1	5	6	5.7	4	0	2	1	1	1	8	6.3	
vs. Saint Louis	11/21/16	*	26	10	13	.769	0	0	.000	2	3	.667	1	2	3	5.0	3	0	2	0	1	2	22	10.3	
vs. Valparaiso	11/23/16	*	28	3	5	.600	0	0	.000	3	3	1.000	0	3	3	4.6	3	0	2	4	1	0	9	10.0	
Utah Valley	11/26/16	*	24	4	9	.444	0	0	.000	3	4	.750	2	4	6	4.8	4	0	1	4	1	0	11	10.2	
vs. Utah State	11/30/16																								
vs. USC	12/03/16		18	4	5	.800	0	0	.000	2	3	.667	1	4	5	4.9	1	0	1	2	2	0	10	10.1	
Weber State	12/07/16		16	5	8	.625	0	0	.000	3	3	1.000	0	3	3	4.6	2	0	0	1	1	1	13	10.5	
Colorado	12/10/16																								
vs. Illinois	12/17/16																								
Idaho State	12/20/16																								
CSU Bakersfield	12/22/16																								
Santa Clara	12/29/16																								
at Loyola Marymount	12/31/16																								
at Saint Mary's	01/05/17																								
Pacific	01/07/17																								
San Francisco	01/12/17																								
at San Diego	01/14/17																								
Pepperdine	01/19/17																								
at Pacific	01/21/17																								
at Santa Clara	01/26/17																								
Loyola Marymount	01/28/17																								
Gonzaga	02/02/17																								
Portland	02/04/17																								
at Pepperdine	02/09/17																								
at San Francisco	02/11/17																								
San Diego	02/16/17																								
Saint Mary's	02/18/17																								
at Portland	02/23/17																								
at Gonzaga	02/25/17																								
Totals			6	171	34	55	.618	0	0	.000	16	23	.696	7	30	37	4.6	23	0	9	17	9	5	84	10.5

CAREER STATISTICS (ALL GAMES)

Year	GP	GS	Min	Avg	FG	FGA	Pct	3FG	FGA	Pct	FT	FTA	Pct	Off	Def	TR	Avg	PF	FO	A	TO	Blk	Stl	Pts	Avg
2015-16	37	37	1001	27.1	175	321	.545	7	15	.467	82	136	.603	85	191	276	7.5	92	1	46	69	50	26	439	11.9
2016-17	8	6	171	21.4	34	55	.618	0	0	.000	16	23	.696	7	30	37	4.6	23	0	9	17	9	5	84	10.5
TOTAL	45	43	1172	26.0	209	376	.556	7	15	.467	98	159	.616	92	221	313	7.0	115	1	55	86	59	31	523	11.6

CAREER STATISTICS (CONFERENCE GAMES)

Year	GP	GS	Min	Avg	FG	FGA	Pct	3FG	FGA	Pct	FT	FTA	Pct	Off	Def	TR	Avg	PF	FO	A	TO	Blk	Stl	Pts	Avg
2015-16	18	18	446	24.8	82	156	.526	2	7	.286	39	64	.609	33	70	103	5.7	47	1	20	24	32	14	205	11.4
TOTAL	18	18	446	24.8	82	156	.526	2	7	.286	39	64	.609	33	70	103	5.7	47	1	20	24	32	14	205	11.4

#23 • YOELI CHILDS
6-8 • 225 • FR • FORWARD



SOUTH JORDAN, UTAH
BINGHAM HS

2016-17 SEASON — PPG: 6.4 RPG: 7.0 APG: 0.9 BPG: 1.2 SPG: 0.4 FG%: .605 3FG%: .000 FT%: .400

2016-17 • Freshman

- Has posted at least 1 block in 8 of 9 games and 2 blocks 3 times
- Scored a career-best 10 points on 5 of 8 shooting and added 8 rebounds and 1 block vs. Weber State
- In his first career start, scored a career-best 9 points and added 12 boards, 1 assist, 1 steal vs. Utah State
- Scored 8 points and had 6 rebounds and 1 block vs. Utah Valley
- Had 6 points, 4 boards, 2 blocks and 2 steals vs. Saint Louis
- Posted 8 points, 15 rebounds, 3 assists, a block and a steal vs. Coppin State
- Debuted with 5 points, 6 rebounds and 1 block vs. Princeton

- Ranked No. 53 in ESPN's top 100 for the class of 2016
- Named a four star recruit by ESPN and a three-star recruit by Scout and Rivals
- Ranked No. 16 nationally among centers by ESPN
- Named the No. 4 recruit in Utah by ESPN
- Also recruited by Oregon, Oregon State and Stanford
- Played for the Utah Prospects AAU team coached by Tim Davis

Personal

- Mother is Kara Childs
- Has one brother

Before BYU

- Played for Jake Schroeder at Bingham High School
- As a senior in 2015-16 averaged 18.5 points, 10.7 rebounds and 2.4 assists and led Bingham to a record of 24-2 overall and 12-0 in district play and the 5A state title
- Named the 5A MVP by the Deseret News and first-team all-state by the Salt Lake Tribune in 2016
- Played in the Ballislife All-American Game
- As a junior in 2014-15 averaged 16.4 points, 10.7 rebounds and 2.4 assists and led Bingham to a record of 20-4 overall and 9-1 in district play and a trip to the 5A quarterfinals
- Named 5A first-team all-state by the Deseret News and the Salt Lake Tribune in 2015
- As a sophomore in 2013-14 averaged 11.1 points and 5.3 rebounds while helping Bingham to the 5A quarterfinals
- Named 5A third-team all-state by the Deseret News in 2014

2016-17 SEASON HIGHS

PTS	9 vs. Utah State — 11/30/16
1st H	6, twice, last vs. Weber State — 12/7/16
2nd H	4, 4 times, last vs. Weber State — 12/7/16
REB	15 vs. Coppin State — 11/17/16
AST	3 vs. Coppin State — 11/17/16
STL	1, 4 times, last vs. Weber State — 12/7/16
BLK	2, 3 times, last vs. USC — 12/3/16
FGM	5 vs. Weber State — 12/7/16
FGA	8 vs. Weber State — 12/7/16
3PM	—
3PA	—
FTM	2 vs. Saint Louis — 11/19/16
FTA	4 vs. Princeton — 11/14/16

MISCELLANEOUS

	16-17	Career
Double-Figure Points	1 (1-0)	1 (1-0)
20-plus Points	—	—
Double-Figure Reb	2 (2-0)	2 (2-0)
Double-Doubles	—	—
3-plus Steals	—	—
3-plus Blocks	—	—
3-plus 3-point FG	—	—
Scoring Leader	—	—
Rebound Leader	2 (2-0)	2 (2-0)
Assist Leader	—	—

2016-17 GAME-BY-GAME

Opponent	Date	GS	Min	FG	FGA	Pct	3FG	FGA	Pct	FT	FTA	Pct	Off	Def	TR	Avg	PF	FO	A	TO	Blk	Stl	Pts	Avg	
Princeton	11/14/16		23	2	5	.400	0	0	.000	1	4	.250	0	6	6	6.0	2	0	0	1	1	0	5	5.0	
Coppin State	11/17/16		20	4	5	.800	0	0	.000	0	1	.000	3	12	15	10.5	2	0	3	5	1	1	8	6.5	
Coastal Carolina	11/19/16		19	2	2	1.000	0	0	.000	0	0	.000	0	3	3	8.0	0	0	1	2	1	0	4	5.7	
vs. Saint Louis	11/21/16		17	2	3	.667	0	0	.000	2	2	1.000	0	4	4	7.0	0	0	2	2	2	0	6	5.8	
vs. Valparaiso	11/23/16		11	1	2	.500	0	0	.000	1	2	.500	0	2	2	6.0	3	0	1	0	2	0	3	5.2	
Utah Valley	11/26/16		19	4	7	.571	0	0	.000	0	2	.000	1	5	6	6.0	2	0	0	0	1	0	8	5.7	
vs. Utah State	11/30/16	*	26	4	7	.571	0	0	.000	1	2	.500	4	8	12	6.9	3	0	1	1	0	1	9	6.1	
vs. USC	12/03/16	*	17	2	4	.500	0	0	.000	1	2	.500	3	4	7	6.9	3	0	0	1	2	1	5	6.0	
Weber State	12/07/16	*	27	5	8	.625	0	0	.000	0	0	.000	0	8	8	7.0	4	0	0	2	1	1	10	6.4	
Colorado	12/10/16																								
vs. Illinois	12/17/16																								
Idaho State	12/20/16																								
CSU Bakersfield	12/22/16																								
Santa Clara	12/29/16																								
at Loyola Marymount	12/31/16																								
at Saint Mary's	01/05/17																								
Pacific	01/07/17																								
San Francisco	01/12/17																								
at San Diego	01/14/17																								
Pepperdine	01/19/17																								
at Pacific	01/21/17																								
at Santa Clara	01/26/17																								
Loyola Marymount	01/28/17																								
Gonzaga	02/02/17																								
Portland	02/04/17																								
at Pepperdine	02/09/17																								
at San Francisco	02/11/17																								
San Diego	02/16/17																								
Saint Mary's	02/18/17																								
at Portland	02/23/17																								
at Gonzaga	02/25/17																								
Totals			3	179	26	43	.605	0	0	.000	6	15	.400	11	52	63	7.0	19	0	8	14	11	4	58	6.4

CAREER STATISTICS (ALL GAMES)

Year	GP	GS	Min	Avg	FG	FGA	Pct	3FG	FGA	Pct	FT	FTA	Pct	Off	Def	TR	Avg	PF	FO	A	TO	Blk	Stl	Pts	Avg
2016-17	9	3	179	19.9	26	43	.605	0	0	.000	6	15	.400	11	52	63	7.0	19	0	8	14	11	4	58	6.4
TOTAL	9	3	179	19.9	26	43	.605	0	0	.000	6	15	.400	11	52	63	7.0	19	0	8	14	11	4	58	6.4

CAREER STATISTICS (CONFERENCE GAMES)

Year	GP	GS	Min	Avg	FG	FGA	Pct	3FG	FGA	Pct	FT	FTA	Pct	Off	Def	TR	Avg	PF	FO	A	TO	Blk	Stl	Pts	Avg
2016-17																									
TOTAL																									

#24 • DAVIN GUINN
6-5 • 190 • JR • FORWARD



MURRIETA, CALIFORNIA
UC RIVERSIDE

2016-17 SEASON — PPG: 4.0 RPG: 2.7 APG: 0.2 BPG: 0.0 SPG: 0.7 FG%: .314 3FG%: .353 FT%: .727

2016-17 • Junior

- Hit 4 of 4 from the field, 3 of 3 from 3, for 11 points vs. Valparaiso
- Scored 7 points and added 5 boards and 1 steal vs. Saint Louis
- Hit a pair of 3-pointers for 6 points against Coastal Carolina
- Scored 5 points, hit 2 of 2 from the free-throw line vs. Coppin State
- Saw action in the season opener against Princeton

Personal

- Parents are Brad and Haley Guinn
- His grandfather played at Ricks College from 1961-63
- An Eagle Scout
- Served a mission for The Church of Jesus Christ of Latter-day Saints in Mexico

2015-16 • Sophomore

- Played in 9 games
- Posted season highs of 9 points (San Diego), 3 rebounds (Portland), 1 assist (Santa Clara) and 1 steal (LMU)
- Scored 9 points against San Diego while shooting 3 of 3 from the field

Before BYU

- Played his freshman season at UC Riverside in 2012-13
- Played in 20 games and started 4
- Averaged 4.4 points, 3.3 rebounds and added 8 assists, 3 blocks and 8 steals
- A three-year letter winner for Kurt Ruth and Andy Rucker at Vista Murrieta High School
- A two-time first-team All-League selection and first-team All-Valley selection
- First-team All-CIF as a senior and second-team All-CIF as a junior
- Vista Murrieta's all-time leading scorer
- Averaged 23.3 points and 9.3 rebounds as a senior
- Also ran track
- Three-time Academic All-League

2016-17 SEASON HIGHS

PTS	11 vs. Valparaiso – 11/23/16
1st H	2, twice, last vs. Utah State – 11/30/16
2nd H	9 vs. Valparaiso – 11/23/16
REB	6 vs. Utah State – 11/30/16
AST	1, twice, last vs. Valparaiso – 11/23/16
STL	2 vs. Utah State – 11/30/16
BLK	–
FGM	4 vs. Valparaiso – 11/23/16
FGA	10 vs. Utah State – 11/30/16
3PM	3 vs. Valparaiso – 11/23/16
3PA	5 vs. Utah State – 11/30/16
FTM	3 vs. Saint Louis – 11/19/16
FTA	3 vs. Saint Louis – 11/19/16

CAREER HIGHS

PTS	11 vs. Valparaiso – 11/23/16
1st H	2, twice, last vs. Utah State – 11/30/16
2nd H	9, twice, last vs. Valparaiso – 11/23/16
REB	6 vs. Utah State – 11/30/16
AST	1, 3 times, last vs. Valparaiso – 11/23/16
STL	2 vs. Utah State – 11/30/16
BLK	–
FGM	4 vs. Valparaiso – 11/23/16
FGA	10 vs. Utah State – 11/30/16
3PM	3 vs. Valparaiso – 11/23/16
3PA	5 vs. Utah State – 11/30/16
FTM	3 vs. Saint Louis – 11/19/16
FTA	4 vs. San Diego – 02/20/16

MISCELLANEOUS

	16-17	Career
Double-Figure Points	1 (0-1)	1 (0-1)
20-plus Points	–	–
Double-Figure Reb	–	–
Double-Doubles	–	–
3-plus Steals	–	–
3-plus Blocks	–	–
3-plus 3-point FG	1 (0-1)	1 (0-1)
Scoring Leader	–	–
Rebound Leader	–	–
Assist Leader	–	–

2016-17 GAME-BY-GAME

Opponent	Date	GS	Min	FG	FGA	Pct	3FG	FGA	Pct	FT	FTA	Pct	Off	Def	TR	Avg	PF	FO	A	TO	Blk	Stl	Pts	Avg	
Princeton	11/14/16		0	0	0	.000	0	0	.000	0	0	.000	0	0	0	0.0	0	0	0	0	0	0	0.0		
Coppin State	11/17/16		10	1	4	.250	1	2	.500	2	2	1.000	0	0	0	0.0	1	0	1	1	0	1	5	2.5	
Coastal Carolina	11/19/16		7	2	4	.500	2	3	.667	0	0	.000	0	0	0	0.0	0	0	1	0	0	0	6	3.7	
vs. Saint Louis	11/21/16		15	2	5	.400	0	1	.000	3	3	1.000	2	3	5	1.3	2	0	1	0	1	0	7	4.5	
vs. Valparaiso	11/23/16		13	4	4	1.000	3	3	1.000	0	0	.000	1	1	2	1.4	1	0	1	0	0	0	11	5.8	
Utah Valley	11/26/16		20	1	5	.200	0	2	.000	1	2	.500	1	1	2	1.5	1	0	0	0	0	1	3	5.3	
vs. Utah State	11/30/16		22	1	10	.100	0	5	.000	0	0	.000	3	3	6	2.1	2	0	1	0	2	2	4.9		
vs. USC	12/03/16		18	0	3	.000	0	1	.000	2	2	1.000	4	1	5	2.5	3	0	0	0	0	0	2	4.5	
Weber State	12/07/16		16	0	0	.000	0	0	.000	0	2	.000	0	4	4	2.7	1	0	0	0	0	1	0	4.0	
Colorado	12/10/16																								
vs. Illinois	12/17/16																								
Idaho State	12/20/16																								
CSU Bakersfield	12/22/16																								
Santa Clara	12/29/16																								
at Loyola Marymount	12/31/16																								
at Saint Mary's	01/05/17																								
Pacific	01/07/17																								
San Francisco	01/12/17																								
at San Diego	01/14/17																								
Pepperdine	01/19/17																								
at Pacific	01/21/17																								
at Santa Clara	01/26/17																								
Loyola Marymount	01/28/17																								
Gonzaga	02/02/17																								
Portland	02/04/17																								
at Pepperdine	02/09/17																								
at San Francisco	02/11/17																								
San Diego	02/16/17																								
Saint Mary's	02/18/17																								
at Portland	02/23/17																								
at Gonzaga	02/25/17																								
Totals			0	121	11	35	.314	6	17	.353	8	11	.727	11	13	24	2.7	11	0	2	4	0	6	36	4.0

CAREER STATISTICS (ALL GAMES)

Year	GP	GS	Min	Avg	FG	FGA	Pct	3FG	FGA	Pct	FT	FTA	Pct	Off	Def	TR	Avg	PF	FO	A	TO	Blk	Stl	Pts	Avg
2015-16	9	0	26	2.9	4	10	.400	1	3	.333	5	8	.625	5	5	10	1.1	1	0	1	1	0	1	14	1.6
2016-17	9	0	121	13.4	11	35	.314	6	17	.353	8	11	.727	11	13	24	2.7	11	0	2	4	0	6	36	4.0
TOTAL	18	0	147	8.2	15	45	.333	7	20	.350	13	19	.684	16	18	34	1.9	12	0	3	5	0	7	50	2.8

CAREER STATISTICS (CONFERENCE GAMES)

Year	GP	GS	Min	Avg	FG	FGA	Pct	3FG	FGA	Pct	FT	FTA	Pct	Off	Def	TR	Avg	PF	FO	A	TO	Blk	Stl	Pts	Avg
2015-16	8	0	25	3.1	4	10	.400	1	3	.333	5	8	.625	5	5	10	1.3	1	0	1	1	0	1	14	1.8
TOTAL	8	0	25	3.1	4	10	.400	1	3	.333	5	8	.625	5	5	10	1.3	1	0	1	1	0	1	14	1.8

#30 • TJ HAWS
6-4 • 170 • FR • GUARD



ALPINE, UTAH
LONE PEAK HS

2016-17 SEASON — PPG: 11.8 RPG: 2.7 APG: 2.7 BPG: 0.0 SPG: 1.3 FG%: .380 3FG%: .349 FT%: .808

2016-17 • Freshman

- Posted 15 points and 5 assists vs. Weber State
- Scored 16 points, all in the second half, vs. USC
- Set a new career high with 7 assists vs. Utah Valley
- Had 15 points, hit 3 of 5 from 3 and added 2 rebounds vs. Valparaiso
- Scored 11 points, hit 3 3-pointers and had 5 rebounds vs. Coppin State
- Scored 20 points, hit 3 3-pointers and had 3 steals vs. Princeton

Before BYU

- A four-time 5A Utah state champion (2011, 2012, 2013, 2014) and a 2013 MaxPreps.com National Champion playing for Quincy Lewis at Lone Peak High School
- Posted career totals of 1,896 points (18.4 ppg) and 264 3s
- As a senior in 2013-14 averaged 25.2 points, 3.5 rebounds, 5.2 assists and 1.8 steals and hit 95 3s while leading Lone Peak to a 23-3, 11-1 record in region play
- Named the 2014 Mr. Basketball by the Deseret News and the 2014 Utah Gatorade Player of the Year
- Received first-team all-state honors from the Deseret News and the Salt Lake Tribune
- Named the 2014 Valley Player of the Year by the Daily Herald
- Earned 2014 5A Tournament MVP honors
- As a junior in 2012-13 averaged 17.1 points, 3.4 rebounds, 4.6 assists, 1.9 steals and hit 64 3s as Lone Peak finished 26-1 overall and 10-0 in region play
- Named the 2012-13 5A MVP by the Deseret News, first-team all-state by the Salt Lake Tribune and All-Valley Offensive MVP by the Daily Herald

- As a sophomore in 2011-12 averaged 17.4 points, 4.6 rebounds, 1.9 assists and 1.5 steals and hit 59 3s as Lone Peak finished 22-3 overall and 9-1 in region play
- Named first-team all-state by the Deseret News and the Salt Lake Tribune and All-Valley by the Daily Herald
- Named the 2012 5A Tournament MVP
- As a freshman in 2010-11 averaged 13.8 points and hit 46 3s as Lone Peak finished 24-1 overall and 12-0 in region play
- Named second-team all-state by the Deseret News and Salt Lake Tribune, all-valley by the Daily Herald and first-team all-Region 4
- Competed in the NBPA Top 100 camp during the summer of 2013
- National overall recruiting rankings: 67th by ESPN, 57th by Scout, 70th by Rivals
- National position recruiting rankings: 13th by ESPN, 14th by Scout
- Played for DreamVision and Utah Reign during the AAU season

Personal

- Wife's name is Lauren
- Parents are Marty and Tiffanie Haws
- Brother Tyler (2009-10, 12-15) is BYU's all-time leading scorer with 2,720 career points
- His father Marty Haws played for BYU from 1986-90 and earned All-WAC honors
- Served a mission for The Church of Jesus Christ of Latter-day Saints in France

2016-17 SEASON HIGHS

PTS	20 vs. Princeton – 11/14/16
1st H	12 vs. Weber State – 12/7/16
2nd H	16 vs. USC – 12/3/16
REB	5 vs. Coppin State – 11/17/16
AST	7 vs. Utah Valley – 11/26/16
STL	4 vs. USC – 12/3/16
BLK	–
FGM	6, twice, last vs. USC – 12/3/16
FGA	14 vs. USC – 12/3/16
3PM	3, 3 times, last vs. Valparaiso – 11/23/16
3PA	7 vs. Coppin State – 11/17/16
FTM	7 vs. Princeton – 11/14/16
FTA	8 vs. Princeton – 11/14/16

MISCELLANEOUS

	16-17	Career
Double-Figure Points	5 (3-2)	5 (3-2)
20-plus Points	1 (1-0)	1 (1-0)
Double-Figure Reb	–	–
Double-Doubles	–	–
3-plus Steals	2 (1-1)	2 (1-1)
3-plus Blocks	–	–
3-plus 3-point FG	3 (2-1)	3 (2-1)
Scoring Leader	–	–
Rebound Leader	–	–
Assist Leader	1 (0-1)	1 (0-1)

2016-17 GAME-BY-GAME

Opponent	Date	GS	Min	FG	FGA	Pct	3FG	FGA	Pct	FT	FTA	Pct	Off	Def	TR	Avg	PF	FO	A	TO	Blk	Stl	Pts	Avg	
Princeton	11/14/16	*	35	5	11	.455	3	6	.500	7	8	.875	1	1	2	2.0	4	0	1	1	0	3	20	20.0	
Coppin State	11/17/16	*	22	4	8	.500	3	7	.429	0	0	.000	0	5	5	3.5	2	0	1	2	0	1	11	15.5	
Coastal Carolina	11/19/16	*	29	3	12	.250	1	3	.333	1	2	.500	0	4	4	3.7	1	0	5	2	0	0	8	13.0	
vs. Saint Louis	11/21/16	*	34	3	9	.333	2	5	.400	1	2	.500	1	2	3	3.5	1	0	3	5	0	2	9	12.0	
vs. Valparaiso	11/23/16	*	26	6	10	.600	3	5	.600	0	0	.000	0	2	2	3.2	3	0	0	1	0	0	15	12.6	
Utah Valley	11/26/16	*	29	1	10	.100	0	4	.000	4	5	.800	0	2	2	3.0	3	0	7	0	0	1	6	11.5	
vs. Utah State	11/30/16	*	30	2	8	.250	0	4	.000	2	2	1.000	2	2	4	3.1	0	0	1	0	0	1	6	10.7	
vs. USC	12/03/16	*	26	6	14	.429	1	4	.250	3	4	.750	0	0	0	2.8	3	0	1	4	0	4	16	11.4	
Weber State	12/07/16	*	37	5	10	.500	2	5	.400	3	3	1.000	1	1	2	2.7	3	0	5	3	0	0	15	11.8	
Colorado	12/10/16																								
vs. Illinois	12/17/16																								
Idaho State	12/20/16																								
CSU Bakersfield	12/22/16																								
Santa Clara	12/29/16																								
at Loyola Marymount	12/31/16																								
at Saint Mary's	01/05/17																								
Pacific	01/07/17																								
San Francisco	01/12/17																								
at San Diego	01/14/17																								
Pepperdine	01/19/17																								
at Pacific	01/21/17																								
at Santa Clara	01/26/17																								
Loyola Marymount	01/28/17																								
Gonzaga	02/02/17																								
Portland	02/04/17																								
at Pepperdine	02/09/17																								
at San Francisco	02/11/17																								
San Diego	02/16/17																								
Saint Mary's	02/18/17																								
at Portland	02/23/17																								
at Gonzaga	02/25/17																								
Totals			9	268	35	92	.380	15	43	.349	21	26	.808	5	19	24	2.7	20	0	24	18	0	12	106	11.8

CAREER STATISTICS (ALL GAMES)

Year	GP	GS	Min	Avg	FG	FGA	Pct	3FG	FGA	Pct	FT	FTA	Pct	Off	Def	TR	Avg	PF	FO	A	TO	Blk	Stl	Pts	Avg
2016-17	9	9	268	29.8	35	92	.380	15	43	.349	21	26	.808	5	19	24	2.7	20	0	24	18	0	12	106	11.8
TOTAL	9	9	268	29.8	35	92	.380	15	43	.349	21	26	.808	5	19	24	2.7	20	0	24	18	0	12	106	11.8

CAREER STATISTICS (CONFERENCE GAMES)

Year	GP	GS	Min	Avg	FG	FGA	Pct	3FG	FGA	Pct	FT	FTA	Pct	Off	Def	TR	Avg	PF	FO	A	TO	Blk	Stl	Pts	Avg
2016-17																									
TOTAL																									

#31 • BRAIDEN SHAW
6-9 • 210 • SO • FORWARD



EAGLE, IDAHO
EAGLE HS

2016-17 SEASON — PPG: 2.9 RPG: 1.9 APG: 0.1 BPG: 0.0 SPG: 0.3 FG%: .800 3FG%: .000 FT%: .667

2016-17 • Sophomore

- Set career highs with 10 points and 5 rebounds against Utah State ... shot 4 of 4 from the field and 2 of 2 from the free-throw line
- Scored 4 points on 2 of 2 shooting vs. Utah Valley
- Scored 2 points vs. Saint Louis
- Had 2 points and 2 boards vs. Coppin State

Personal

- Wife's name is Morgan
- Parents are Kelly and Launette Shaw
- Has two brothers and two sisters
- Served a mission for The Church of Jesus Christ of Latter-day Saints in Sacramento
- Father Kelly Shaw played for BYU's junior varsity squad in the 1980s

2015-16 • Freshman

- Played in 19 games
- Posted season highs of 3 points (Adams State), 3 rebounds (twice), 1 assist (3 times), 2 steals (San Diego) and 1 block (San Diego)
- Shot 50.0 percent from the field

Before BYU

- Played for Tom Seifert at Eagle High School
- Named second-team 5A All-Southern Idaho by the Idaho Statesman as a senior
- Averaged 15 points, 11 rebounds, 4 assists and 2 blocks as a senior
- Named the top recruit in the state of Idaho in the class of 2013 by ESPN.com
- Named to the 5A All-State Second Team by the Idaho Statesman
- Earned All-Southern Idaho Conference and SIC All-Academic Team honors
- Averaged 14 points and 9 rebounds as a junior at Eagle High School
- Also recruited by Boise State, Utah State and Utah
- Played for Hoop Dreams Idaho travel team coached by Ed Boyce

2016-17 SEASON HIGHS

PTS	10 vs. Utah State – 11/30/16
1st H	8 vs. Utah State – 11/30/16
2nd H	2, 3 times, last vs. Utah State – 11/30/16
REB	5 vs. Utah State – 11/30/16
AST	1 vs. Utah State – 11/30/16
STL	1, twice, last vs. Utah Valley – 11/26/16
BLK	–
FGM	4 vs. Utah State – 11/30/16
FGA	4 vs. Utah State – 11/30/16
3PM	–
3PA	–
FTM	2, twice, last vs. Utah State – 11/30/16
FTA	2, 3 times, last vs. USC – 12/3/16

CAREER HIGHS

PTS	10 vs. Utah State – 11/30/16
1st H	8 vs. Utah State – 11/30/16
2nd H	3 vs. ASU – 11/20/15
REB	5 vs. Utah State – 11/30/16
AST	1, 4 times, last vs. Utah State – 11/30/16
STL	2 vs. San Diego – 02/20/16
BLK	1 vs. San Diego – 02/20/16
FGM	4 vs. Utah State – 11/30/16
FGA	4 vs. Utah State – 11/30/16
3PM	–
3PA	–
FTM	2, 4 times, last vs. Utah State – 11/30/16
FTA	4 vs. UVU – 11/13/15

MISCELLANEOUS

	16-17	Career
Double-Figure Points	1 (1-0)	1 (1-0)
20-plus Points	–	–
Double-Figure Reb	–	–
Double-Doubles	–	–
3-plus Steals	–	–
3-plus Blocks	–	–
3-plus 3-point FG	–	–
Scoring Leader	–	–
Rebound Leader	–	–
Assist Leader	–	–

2016-17 GAME-BY-GAME

Opponent	Date	GS	Min	FG	FGA	Pct	3FG	FGA	Pct	FT	FTA	Pct	Off	Def	TR	Avg	PF	FO	A	TO	Blk	Stl	Pts	Avg
Princeton	11/14/16																							
DNP																								
Coppin State	11/17/16		8	1	1	1.000	0	0	.000	0	0	.000	1	1	2	2.0	2	0	0	1	0	0	2	2.0
Coastal Carolina	11/19/16		2	0	0	.000	0	0	.000	0	0	.000	0	1	1	1.5	0	0	0	0	0	0	0	1.0
vs. Saint Louis	11/21/16		2	1	3	.333	0	0	.000	0	0	.000	0	0	0	1.0	0	0	0	0	0	0	2	1.3
vs. Valparaiso	11/23/16		4	0	0	.000	0	0	.000	2	2	1.000	1	1	2	1.3	0	0	0	0	0	1	2	1.5
Utah Valley	11/26/16		3	2	2	1.000	0	0	.000	0	0	.000	1	0	1	1.2	0	0	0	0	0	1	4	2.0
vs. Utah State	11/30/16		14	4	4	1.000	0	0	.000	2	2	1.000	4	1	5	1.8	1	0	1	1	0	0	10	3.3
vs. USC	12/03/16		9	0	0	.000	0	0	.000	0	2	.000	0	2	2	1.9	2	0	0	0	0	0	0	2.9
Weber State	12/07/16																							
DNP																								
Colorado	12/10/16																							
vs. Illinois	12/17/16																							
Idaho State	12/20/16																							
CSU Bakersfield	12/22/16																							
Santa Clara	12/29/16																							
at Loyola Marymount	12/31/16																							
at Saint Mary's	01/05/17																							
Pacific	01/07/17																							
San Francisco	01/12/17																							
at San Diego	01/14/17																							
Pepperdine	01/19/17																							
at Pacific	01/21/17																							
at Santa Clara	01/26/17																							
Loyola Marymount	01/28/17																							
Gonzaga	02/02/17																							
Portland	02/04/17																							
at Pepperdine	02/09/17																							
at San Francisco	02/11/17																							
San Diego	02/16/17																							
Saint Mary's	02/18/17																							
at Portland	02/23/17																							
at Gonzaga	02/25/17																							
Totals			0	42	8	10	.800	0	0	.000	4	6	.667	7	6	13	1.9	5	0	1	2	0	20	2.9

CAREER STATISTICS (ALL GAMES)

Year	GP	GS	Min	Avg	FG	FGA	Pct	3FG	FGA	Pct	FT	FTA	Pct	Off	Def	TR	Avg	PF	FO	A	TO	Blk	Stl	Pts	Avg
2015-16	19	0	56	2.9	3	6	.500	0	0	.000	6	12	.500	5	10	15	0.8	9	0	3	3	1	4	12	0.6
2016-17	7	0	42	6.0	8	10	.800	0	0	.000	4	6	.667	7	6	13	1.9	5	0	1	2	0	2	20	2.9
TOTAL	26	0	98	3.8	11	16	.688	0	0	.000	10	18	.556	12	16	28	1.1	14	0	4	5	1	6	32	1.2

CAREER STATISTICS (CONFERENCE GAMES)

Year	GP	GS	Min	Avg	FG	FGA	Pct	3FG	FGA	Pct	FT	FTA	Pct	Off	Def	TR	Avg	PF	FO	A	TO	Blk	Stl	Pts	Avg
2015-16	12	0	30	2.5	2	3	.667	0	0	.000	3	6	.500	5	5	10	0.8	7	0	2	3	1	3	7	0.6
TOTAL	12	0	30	2.5	2	3	.667	0	0	.000	3	6	.500	5	5	10	0.8	7	0	2	3	1	3	7	0.6

#40 • JAMAL AYTES
6-6 • 235 • JR • FORWARD



SAN DIEGO, CALIFORNIA
UNLV

2016-17 SEASON — PPG: 3.8 RPG: 2.0 APG: 0.6 BPG: 0.1 SPG: 0.0 FG%: .650 3FG%: .000 FT%: .800

2016-17 • Junior

- Scored a career-best 12 points on 4 of 4 shooting from the field and 4 of 4 shooting from the free-throw line and had 5 boards vs. Saint Louis
- Had 4 points and 3 rebounds vs. Coastal Carolina
- Against Coppin State hit 3 of 3 from the field for 7 points
- Saw action in the opener against Princeton

2015-16 • Sophomore

- Played in 22 games
- Posted season highs of 11 points (Adams State), 6 rebounds (New Mexico), 1 steal (Santa Clara) and 1 block (Santa Clara)
- Shot 4 of 5 from the field for 8 points and 4 boards at Long Beach State
- Hit 5 of 7 from the field for 11 points against Adams State
- At the Diamond Head Classic averaged 7.0 points and shot 9 of 15 from the field

In 2014-15 • Redshirt

- Missed the season due to an ankle injury

In 2013-14 • Freshman/Transfer

- Played the fall semester at UNLV
- Transferred to BYU in January 2014 and sat out the rest of the season due to NCAA transfer rules

Before BYU

- Played for Joedy Gardner at JSerra Catholic High School in San Juan Capistrano, Calif.

- As a senior, averaged 17 points and 10 rebounds
- Named to the All-CIF Southern Division 4AA Team
- Ranked No. 66 nationally among power forwards by ESPN.com in the class of 2013
- Played AAU ball for the Dream Vision, coached by Clayton Williams
- Named MVP at the adidas Exclusive Run
- Played for UNLV in the fall of 2013 and averaged 2.8 points in 9.3 minutes

Personal

- Son of Franklin and Jacqueline Aytes
- Has six siblings: Franklin, Candace, Bianca, Rashaun, Malik and Jazzele

2016-17 SEASON HIGHS

PTS	12 vs. Saint Louis – 11/19/16
1st H	6 vs. Saint Louis – 11/19/16
2nd H	6 vs. Saint Louis – 11/19/16
REB	5 vs. Saint Louis – 11/19/16
AST	2 vs. Weber State – 12/7/16
STL	–
BLK	1 vs. Coppin State – 11/17/16
FGM	4 vs. Saint Louis – 11/19/16
FGA	4 vs. Saint Louis – 11/19/16
3PM	–
3PA	–
FTM	4 vs. Saint Louis – 11/19/16
FTA	4, twice, last vs. Valparaiso – 11/23/16

CAREER HIGHS

PTS	11 vs. ASU – 11/20/15
1st H	4 at Pacific – 01/02/16
2nd H	9 vs. ASU – 11/20/15
REB	6 vs. New Mexico – 12/23/15
AST	2 vs. Weber State – 12/7/16
STL	1 vs. Santa Clara – 01/07/16
BLK	1, twice, last vs. Coppin State – 11/17/16
FGM	5 vs. ASU – 11/20/15
FGA	7 vs. ASU – 11/20/15
3PM	–
3PA	–
FTM	4 vs. Saint Louis – 11/19/16
FTA	4, 4 times, last vs. Valparaiso – 11/23/16

MISCELLANEOUS

	16-17	Career
Double-Figure Points	1 (1-0)	2 (2-0)
20-plus Points	–	–
Double-Figure Reb	–	–
Double-Doubles	–	–
3-plus Steals	–	–
3-plus Blocks	–	–
3-plus 3-point FG	–	–
Scoring Leader	–	–
Rebound Leader	–	1 (1-0)
Assist Leader	–	–

2016-17 GAME-BY-GAME

Opponent	Date	GS	Min	FG	FGA	Pct	3FG	FGA	Pct	FT	FTA	Pct	Off	Def	TR	Avg	PF	FO	A	TO	Blk	Stl	Pts	Avg	
Princeton	11/14/16		0	0	0	.000	0	0	.000	0	0	.000	0	1	1	1.0	0	0	0	0	0	0	0.0		
Coppin State	11/17/16		11	3	3	1.000	0	0	.000	1	2	.500	2	0	2	1.5	4	0	0	1	1	0	7	3.5	
Coastal Carolina	11/19/16		11	2	3	.667	0	0	.000	0	0	.000	1	2	3	2.0	1	0	0	0	0	0	4	3.7	
vs. Saint Louis	11/21/16		13	4	4	1.000	0	0	.000	4	4	1.000	1	4	5	2.8	2	0	1	1	0	0	12	5.8	
vs. Valparaiso	11/23/16		10	1	2	.500	0	0	.000	3	4	.750	1	0	1	2.4	0	0	0	0	0	0	5	5.6	
Utah Valley	11/26/16		5	0	2	.000	0	0	.000	0	0	.000	0	1	1	2.2	2	0	1	0	0	0	0	4.7	
vs. Utah State	11/30/16		10	1	3	.333	0	0	.000	0	0	.000	2	1	3	2.3	2	0	1	0	0	0	2	4.3	
vs. USC	12/03/16		7	1	1	1.000	0	0	.000	0	0	.000	0	1	1	2.1	2	0	0	0	0	0	2	4.0	
Weber State	12/07/16		6	1	2	.500	0	0	.000	0	0	.000	1	0	1	2.0	0	0	2	1	0	0	2	3.8	
Colorado	12/10/16																								
vs. Illinois	12/17/16																								
Idaho State	12/20/16																								
CSU Bakersfield	12/22/16																								
Santa Clara	12/29/16																								
at Loyola Marymount	12/31/16																								
at Saint Mary's	01/05/17																								
Pacific	01/07/17																								
San Francisco	01/12/17																								
at San Diego	01/14/17																								
Pepperdine	01/19/17																								
at Pacific	01/21/17																								
at Santa Clara	01/26/17																								
Loyola Marymount	01/28/17																								
Gonzaga	02/02/17																								
Portland	02/04/17																								
at Pepperdine	02/09/17																								
at San Francisco	02/11/17																								
San Diego	02/16/17																								
Saint Mary's	02/18/17																								
at Portland	02/23/17																								
at Gonzaga	02/25/17																								
Totals			0	73	13	20	.650	0	0	.000	8	10	.800	8	10	18	2.0	13	0	5	3	1	0	34	3.8

CAREER STATISTICS (ALL GAMES)

Year	GP	GS	Min	Avg	FG	FGA	Pct	3FG	FGA	Pct	FT	FTA	Pct	Off	Def	TR	Avg	PF	FO	A	TO	Blk	Stl	Pts	Avg
2015-16	22	0	186	8.5	28	52	.538	0	0	.000	11	22	.500	11	24	35	1.6	29	0	3	16	1	1	67	3.0
2016-17	9	0	73	8.1	13	20	.650	0	0	.000	8	10	.800	8	10	18	2.0	13	0	5	3	1	0	34	3.8
TOTAL	31	0	259	8.4	41	72	.569	0	0	.000	19	32	.594	19	34	53	1.7	42	0	8	19	2	1	101	3.3

CAREER STATISTICS (CONFERENCE GAMES)

Year	GP	GS	Min	Avg	FG	FGA	Pct	3FG	FGA	Pct	FT	FTA	Pct	Off	Def	TR	Avg	PF	FO	A	TO	Blk	Stl	Pts	Avg
2015-16	13	0	67	5.2	8	22	.364	0	0	.000	4	7	.571	6	13	19	1.5	9	0	1	9	1	1	20	1.5
TOTAL	13	0	67	5.2	8	22	.364	0	0	.000	4	7	.571	6	13	19	1.5	9	0	1	9	1	1	20	1.5

#44 • CORBIN KAUFUSI
6-10 • 260 • JR • CENTER



PROVO, UTAH
TIMPVIEW HS

2016-17 SEASON — PPG: 0.0 RPG: 0.0 APG: 0.0 BPG: 0.0 SPG: 0.0 FG%: .000 3FG%: .000 FT%: .000

2015-16 • Sophomore

- Named the Best Conditioned Post Player at the team banquet
- Played in 36 games and started 23
- Posted season highs of 17 points (Long Beach State), 10 rebounds (twice), 2 assists (San Diego), 2 steals (twice) and 4 blocks (twice)
- Had the 4th highest field goal percentage in a single season at BYU
- Scored in double figures 7 times, had double digit rebounds twice and had 2 double-doubles
- Had 3-plus blocks 4 times
- Led the team in scoring once and rebounds twice
- Had a double-double at Long Beach State with 17 points, 10 rebounds and 3 blocks
- Had a streak of 3-straight games with double figure scoring

In 2014-15 • Freshman

- Played in 34 games and started the final 13 of the season
- Posted season highs of 9 points (Portland), 9 rebounds (Gonzaga), 1 assist (3 times), 2 steals (3 times) and 4 blocks (Saint Mary's)
- Had the 3rd-most blocks by a BYU freshman with 34 and the fifth-best blocks per game average by a BYU freshman at 1.0
- Totaled 8 points, 6 rebounds and 2 blocks vs. Chaminade
- Posted 7 points, 6 rebounds, 3 blocks and 2 steals at Gonzaga
- Had 7 points, 7 boards, 1 assist, 2 blocks and 2 steals vs. Santa Clara in the WCC tournament
- Scored a career-best 9 points and added 6 rebounds vs. Portland in the WCC tournament
- Had 3-plus blocks 3 times and led the team in rebounds once

Before BYU

- Coached by Perry Wildeboer at Timpview High School
- As a junior averaged 11.6 points while helping Timpview to a record of 19-6
- As a sophomore helped Timpview win the 4A state title and finish with a record of 19-7
- Played in the 2011 All-Valley Basketball All-Star Classic
- Played football and helped Timpview win state titles in 2008 and 2009
- Second-team all-state in football in 2011
- A member of the National Honor Society and a four-year academic honoree
- Also recruited by Stanford to play football

Personal

- Also plays on the defensive line for the BYU football team
- Parents are Steve (an assistant coach on the BYU football team) and Michelle and has four siblings
- Brother Bronson played football (2012-15) at BYU and played basketball for the Cougars in 2012-13
- Bronson currently plays for the Baltimore Ravens in the NFL
- Served a two-year mission for The Church of Jesus Christ of Latter-day Saints in South Korea
- An Eagle Scout

2016-17 SEASON HIGHS

PTS	—
1st H	—
2nd H	—
REB	—
AST	—
STL	—
BLK	—
FGM	—
FGA	—
3PM	—
3PA	—
FTM	—
FTA	—

CAREER

PTS	17 at LBSU – 11/16/15
1st H	9, twice, last vs. MVSU – 11/25/15
2nd H	9 at Santa Clara – 02/13/16
REB	10, twice, last at San Francisco – 02/11/16
AST	1, 10 times, last at Santa Clara – 02/13/16
STL	2, 5 times, last vs. Gonzaga – 03/07/16
BLK	4, 3 times, last vs. MVSU – 11/25/15
FGM	7, twice, last vs. ASU – 11/20/15
FGA	10 at LBSU – 11/16/15
3PM	—
3PA	—
FTM	8 vs. Pepperdine – 01/30/16
FTA	10, twice, last at San Francisco – 02/11/16

MISCELLANEOUS

	16-17	Career
Double-Figure Points	—	7 (6-1)
20-plus Points	—	—
Double-Figure Reb	—	2 (1-1)
Double-Doubles	—	2 (1-1)
3-plus Steals	—	—
3-plus Blocks	—	7 (6-1)
3-plus 3-point FG	—	—
Scoring Leader	—	1 (0-1)
Rebound Leader	—	3 (1-2)
Assist Leader	—	—

2016-17 GAME-BY-GAME

Opponent	Date	GS	Min	FG	FGA	Pct	3FG	FGA	Pct	FT	FTA	Pct	Off	Def	TR	Avg	PF	FO	A	TO	Blk	Stl	Pts	Avg
Princeton	11/14/16																							DNP
Coppin State	11/17/16																							DNP
Coastal Carolina	11/19/16																							DNP
vs. Saint Louis	11/21/16																							DNP
vs. Valparaiso	11/23/16																							DNP
Utah Valley	11/26/16																							DNP
vs. Utah State	11/30/16																							DNP
vs. USC	12/03/16																							DNP
Weber State	12/07/16																							DNP
Colorado	12/10/16																							
vs. Illinois	12/17/16																							
Idaho State	12/20/16																							
CSU Bakersfield	12/22/16																							
Santa Clara	12/29/16																							
at Loyola Marymount	12/31/16																							
at Saint Mary's	01/05/17																							
Pacific	01/07/17																							
San Francisco	01/12/17																							
at San Diego	01/14/17																							
Pepperdine	01/19/17																							
at Pacific	01/21/17																							
at Santa Clara	01/26/17																							
Loyola Marymount	01/28/17																							
Gonzaga	02/02/17																							
Portland	02/04/17																							
at Pepperdine	02/09/17																							
at San Francisco	02/11/17																							
San Diego	02/16/17																							
Saint Mary's	02/18/17																							
at Portland	02/23/17																							
at Gonzaga	02/25/17																							
Totals																								

CAREER STATISTICS (ALL GAMES)

Year	GP	GS	Min	Avg	FG	FGA	Pct	3FG	FGA	Pct	FT	FTA	Pct	Off	Def	TR	Avg	PF	FO	A	TO	Blk	Stl	Pts	Avg
2014-15	34	13	560	16.5	36	64	.563	0	0	.000	43	70	.614	57	76	133	3.9	117	5	3	34	34	11	115	3.4
2015-16	36	23	579	16.1	79	129	.612	0	0	.000	47	79	.595	62	99	161	4.5	98	3	10	37	42	13	205	5.7
2016-17																									
TOTAL	70	36	1139	16.3	115	193	.596	0	0	.000	90	149	.604	119	175	294	4.2	215	8	13	71	76	24	320	4.6

CAREER STATISTICS (CONFERENCE GAMES)

Year	GP	GS	Min	Avg	FG	FGA	Pct	3FG	FGA	Pct	FT	FTA	Pct	Off	Def	TR	Avg	PF	FO	A	TO	Blk	Stl	Pts	Avg
2014-15	18	9	319	17.7	18	32	.563	0	0	.000	16	28	.571	29	41	70	3.9	69	4	1	12	24	4	52	2.9
2015-16	18	6	262	14.6	29	47	.617	0	0	.000	30	47	.638	30	54	84	4.7	45	0	4	14	17	3	88	4.9
TOTAL	36	15	581	16.1	47	79	.595	0	0	.000	46	75	.613	59	95	154	4.3	114	4	5	26	41	7	140	3.9

5 players scored in double figures

03/22/16 vs. Creighton, Seljaas 19, Davis 18, Emery 17, Fischer 15, Collinsworth 10

6 players scored in double figures

02/25/16 vs. Portland, Fischer 21, Emery 18, Collinsworth 14, Chatman 13, Davis 11, Seljaas 10

No players scored in double figures

02/21/05 at Air Force, 39-70 L

One player recorded a double-double

12/7/16 vs. Weber State
Eric Mika, 26 points, 10 rebounds

Two players recorded a double-double

01/21/16 at Loyola Marymount
Kyle Collinsworth, 10 points, 13 rebounds, 15 assists
Kyle Davis, 14 points, 13 rebounds

One player recorded a triple-double

03/16/16 vs. UAB
Kyle Collinsworth, 19 points, 10 rebounds, 12 assists

Two double-digit rebounders

01/21/16 at Loyola Marymount
Davis 13, Collinsworth 13

Six players had 5 or more rebounds

11/30/16 vs. Utah State, Childs 12, Rose 9, Mika 7, Emery 6, Guinn 6, Shaw 5

Five players had 6 or more rebounds

11/30/16 vs. Utah State, Childs 12, Rose 9, Mika 7, Emery 6, Guinn 6

Four players had 9 or more rebounds

12/30/06 vs. Seton Hall, Cummarard-12, Plaisted-9
Young-9, Ainge-9

Two players fouled out

11/26/16 vs. Utah Valley
Kyle Davis, L.J. rose

Three or more players fouled out

01/03/09 vs. Wake Forest
Chris Miles, Gavin MacGregor, Charles Abouo

A BYU player received a technical foul

11/24/16 vs. Valparaiso, TJ Haws

An opponent player received a technical foul

11/26/16 vs. Utah Valley, Brandon Randolph

BYU coach received a technical foul

03/10/15 vs. Gonzaga, Dave Rose

An opponent coach received a technical foul

01/29/15 vs. San Francisco, Rex Walters

A BYU player ejected from a game

12/02/15 at Utah, Nick Emery (flagrant 2 foul)

An opponent player ejected from a game

02/01/14 vs. Saint Mary's, Garrett Jackson (flagrant 2 foul)

A coach ejected from the game

11/30/05 vs. Lamar (at Delta Center)
Lamar coach Billy Tubbs (2 technical fouls)

AT LEAST two players scored 20+ points

11/26/16 vs. Utah Valley, Emery 37, Mika 22

Three players scored 20+ points

01/09/16 vs. San Francisco, Fischer 25, Emery 21, Seljaas 20

Four players scored 20+ points

01/13/79 vs. New Mexico, D. Ainge-27, Scott Runia-25,
Devin Durrant-20, Alan Taylor-20

Two players scored 25+ points

11/28/15 vs. Belmont, Emery 27, Collinsworth 26

A player scored 30+ points

11/26/16 vs. Utah Valley, Nick Emery 37

A player scored 40+ points

12/23/15 vs. New Mexico, Chase Fischer 41

A player attempted 20 or more field goals

11/26/16 vs. Utah Valley, Nick Emery 28

A player had 5 or more steals

03/29/16 vs. Valparaiso, Collinsworth 5

A player had double-digit assists

03/18/16 vs. Virginia Tech, Kyle Collinsworth 10

A player made double-digit free throws

12/7/16 vs. Weber State, Eric Mika (10-15)

A player shot 100% at the free throw line (min. 8 atts)

02/06/16 vs. Pacific, Chase Fischer (14-14)

A player shot 100% from the floor (min. 5 atts)

11/26/16 vs. Utah Valley, Eric Mika (8-8)

A player shot 100% on threes (min. 3 atts)

11/23/16 vs. Valparaiso, Davin Guinn (3-3)

Did not make a three

03/08/14 vs. Loyola Marymount (0-12)

Last time opponent did not make a three

02/20/16 vs. San Diego (0-20)

BYU had six or fewer turnovers

01/07/16 vs. Santa Clara, 6

BYU committed 25-plus turnovers

12/15/07 vs. Pepperdine, 86-67 W (29)

BYU committed 11 or less team fouls in a game

11/19/16 vs. Virginia Tech

BYU scored 90 points

11/26/16 vs. Utah Valley, 101

BYU scored 100 points

11/26/16 vs. Utah Valley, 101

BYU scored 110 points

02/11/16 at San Francisco, 114

BYU scored less than 50 points in a game

1/15/08 at UNLV 41-70 L

Held opponent to less than 50 points in a game

02/20/16 vs. San Diego 91-33 W

BYU scored less than 40 points in a game

2/21/05 at Air Force 39-70 L

Held opponent to less than 40 points in a game

02/20/16 vs. San Diego 91-33 W

Shot 60% from the field

01/03/15 at San Francisco (.600) 33-55

Opponent shot 60% from the field

12/22/05 at Utah State (.600) 36-60

Shot 70% from the field in a half

02/20/16 vs. San Diego (.714) 20-28

Did not miss a 2-point FG attempt in a half

02/23/04 vs. Air Force, 13-13 inside the arc, (14-17, .824 overall)

Shot less than 30% from the field

02/21/05 at Air Force, (.280), 14-50

Shot 100% from the free throw line

11/26/11 vs. Wisconsin (11-11)

Shot 90% from the free throw line (at least 10 attempts)

12/25/15 vs. Northern Iowa, (.905), 19-21

Shot less than 50% from the free throw line

11/16/15 at Long Beach State, (.381), 8-21

Shot 60% on 3-pointers

02/11/16 at San Francisco (.630), 17-27

Shot 70% on 3-pointers

12/11/13 vs. Prairie View A&M (.714), 10-14

Opponent scored less than 20 points in the 1st half

02/20/16 vs. San Diego, 11 (39-11, 91-33 W)

Opponent scored less than 20 points in the 2nd half

01/10/13 vs. Pepperdine, 16 (46-16, 76-51 W)

BYU scored less than 20 points in the 1st half

02/21/05 at Air Force, 13 (BYU trailed 13-37)

BYU scored less than 20 points in the 2nd half

01/15/00 vs. Utah, 19

Opponent scored 50 or more points in a half

12/3/16 vs. USC (52, second half)

BYU scored 50 or more points in the first half

11/26/16 vs. Utah Valley, 52

BYU scored 50 or more points in the second half

12/3/16 vs. USC, 52

BYU scored 60 or more points in the first half

11/25/14 vs. Chaminade, 66

BYU scored 60 or more points in the second half

12/2/14 at Utah State, 60

Won by 60 or more points (largest margin ever)

12/22/06 vs. W. Oregon (62) 102-40

Won by 50 or more points

02/20/16 vs. San Diego (58) 91-33

Won by 40 or more points

02/20/16 vs. San Diego (58) 91-33

Won by 30 or more points

11/21/16 vs. Saint Louis (30) 92-62

Won by 25 or more points

11/21/16 vs. Saint Louis (30) 92-62

Lost by 35-plus points

11/22/04 vs. North Carolina (36) 86-50

Lost by 30-plus points

2/21/05 at Air Force (31) 39-70

Lost by 25-plus points

01/15/08 at UNLV (29) 70-41

Played an overtime game

12/22/15 vs. Harvard, 82-85 L (OT)

Won in single overtime

12/23/14 vs. UMass, 77-71 W (OT)

Lost in overtime

12/22/15 vs. Harvard, 82-85 L (OT)

Played a double OT game

11/24/14 vs. San Diego State, 87-92 L (2OT)

Played a triple OT game

01/23/14 at Portland, 114-110 L (3OT)

Won 15-straight games

2009-10 (15)

Won 10-straight games

2010-11 (10)

Lost 3-straight games

2013-14 @ Oregon, @ LMU, @ Pepperdine

Lost 4-straight games

2013-14 @ Utah, @ Oregon, @ LMU, @ Pepperdine

Lost 5-straight games

2004-05 @ UNM, @ AFA, @ Utah, UNLV, vs. UNM (at MWC)

Lost 9-straight games

1997-98

Lost 10-straight games

1996-97 (21) - school record

Played an NCAA tournament game

03/20/14 vs. Oregon-NCAA 2nd Round, 68-87

Won an NCAA tournament game

03/13/12 vs. Iona-NCAA 1st Round, 78-72

Won two NCAA tournament games

1980-81 Princeton 60-51, UCLA 78-55, Notre Dame 51-50, then lost to Virginia 60-74
2010-11 Wofford 74-66, Gonzaga 89-67

Won three NCAA Tournament games

1980-81 Princeton 60-51, UCLA 78-55, Notre Dame 51-50, then lost to Virginia 60-74

Played in the NIT

03/29/16 vs. Valparaiso, 70-72 L

Won an NIT game

03/22/16 vs. Creighton, 88-82 W

Won two NIT games

2015-16 UAB 97-79, Virginia Tech 80-77, Creighton 88-82

Won three NIT games

2015-16 Advanced to NIT semifinals
2012-13 Advanced to NIT semifinals
1965-66 NIT CHAMPIONS
1950-51 NIT CHAMPIONS

Won a conference tournament

2000-01

Won a regular season conference title

2010-11

Won a conference regular season outright

2007-08

Defeated a ranked team

02/04/16 vs. Saint Mary's (rv/25), 70-59

Defeated a ranked team at home

02/04/16 vs. Saint Mary's (rv/25), 70-59

Defeated a ranked team on the road

01/15/16 at Gonzaga (25/21), 69-68

Was ranked in the top 25 AP Poll

03/14/11 Ranked 10th

Was ranked in the top 25 Coaches Poll

03/29/11 Ranked 13th

Finished season ranked in the top 25 polls

2010-11 10th (AP), 13th (Coaches)

Official Basketball Box Score -- Game Totals -- Final Statistics
Princeton vs BYU
11/14/16 8:01 p.m. at Provo, Utah, Marriott Center

Princeton 73 • 0-1

#	Player	Total		3-Ptr		Rebounds			PF	TP	A	TO	Blk	Stl	Min
		FG-FGA	FG-FGA	FT-FTA	FT-FTA	Off	Def	Tot							
05	Bell, Amir	* 2-9	0-3	0-1	0	0	0	5	4	2	2	0	1	23	
10	Weisz, Spencer	* 2-10	1-7	0-0	1	7	8	2	5	4	2	0	0	34	
21	Caruso, Henry	* 5-9	1-3	0-0	1	5	6	4	11	1	1	0	0	26	
25	Cook, Steven	* 4-9	0-3	4-5	0	4	4	3	12	3	1	0	2	35	
30	Brase, Hans	* 4-11	3-8	0-0	1	3	4	5	13	2	1	0	0	19	
00	Young, Aaron	0-0	0-0	0-0	0	0	0	0	0	0	0	0	0	0+	
02	Morales, Jose	0-1	0-0	0-0	0	0	0	0	0	0	1	0	0	1	
03	Cannady, Devin	6-14	4-10	2-2	1	5	6	4	18	1	1	0	1	30	
12	Stephens, Myles	2-4	1-1	2-2	0	1	1	1	7	0	1	0	1	11	
13	Gladson, Will	0-0	0-0	0-0	0	0	0	0	2	0	1	0	0	2	
14	Rayner, Khyan	0-0	0-0	0-0	0	0	0	0	0	0	0	0	0	0+	
31	Miller, Pete	2-4	0-0	1-2	2	3	5	2	5	1	0	0	0	14	
35	Brennan, Alec	0-1	0-0	0-0	1	0	1	1	0	0	0	0	0	5	
	Team				2	0	2								
	Totals	27-72	10-35	9-12	9	28	37	29	73	14	11	0	8	200	

FG % 1st Half: 13-36 36.1% 2nd half: 14-36 38.9% Game: 27-72 37.5%
 3FG % 1st Half: 6-21 28.6% 2nd half: 4-14 28.6% Game: 10-35 28.6%
 FT % 1st Half: 3-4 75.0% 2nd half: 6-8 75.0% Game: 9-12 75.0%

BYU 82 • 1-0

#	Player	Total		3-Ptr		Rebounds			PF	TP	A	TO	Blk	Stl	Min
		FG-FGA	FG-FGA	FT-FTA	FT-FTA	Off	Def	Tot							
04	EMERY, Nick	* 6-14	1-7	2-2	1	7	8	2	15	4	3	0	3	37	
05	ROSE, L.J.	* 1-6	0-1	2-4	0	3	3	2	4	3	2	0	0	31	
12	MIKA, Eric	* 7-14	0-0	12-13	9	9	18	2	26	3	2	2	1	34	
21	DAVIS, Kyle	* 2-4	0-0	3-6	1	4	5	4	7	0	3	2	0	23	
30	HAWS, TJ	* 5-11	3-6	7-8	1	1	2	4	20	1	1	0	3	35	
03	BRYANT, Elijah	1-6	0-2	3-4	2	4	6	2	5	1	1	0	1	15	
10	BE0, Steven	0-0	0-0	0-0	0	0	0	1	0	0	0	0	0	2	
23	CHILDS, Yoeli	2-5	0-0	1-4	0	6	6	2	5	0	1	1	0	23	
24	GUINN, Davin	0-0	0-0	0-0	0	0	0	0	0	0	0	0	0	0+	
40	AYTES, Jamal	0-0	0-0	0-0	0	1	1	0	0	0	0	0	0	0+	
	Team				0	3	3								
	Totals	24-60	4-16	30-41	14	38	52	19	82	12	13	5	8	200	

FG % 1st Half: 13-28 46.4% 2nd half: 11-32 34.4% Game: 24-60 40.0%
 3FG % 1st Half: 2-11 18.2% 2nd half: 2-5 40.0% Game: 4-16 25.0%
 FT % 1st Half: 16-18 88.9% 2nd half: 14-23 60.9% Game: 30-41 73.2%

Officials: Michael Irving, Gregory Nixon, Jimmy Casas
 Technical fouls: Princeton-None. BYU-None.
 Attendance: 15926

Score by periods	1st	2nd	Total
Princeton	35	38	73
BYU	44	38	82

Official Basketball Box Score -- Game Totals -- Final Statistics
Coppin State vs BYU
11/17/16 7:05 p.m. at Provo, Utah, Marriott Center

Coppin State 59 • 0-4, 0-0

#	Player	Total		3-Ptr		Rebounds			PF	TP	A	TO	Blk	Stl	Min
		FG-FGA	FG-FGA	FT-FTA	FT-FTA	Off	Def	Tot							
03	TREADWELL, Josh	* 3-15	1-9	2-2	2	3	5	4	9	0	2	0	0	22	
15	SIMPSON, Blake	* 1-3	0-0	0-1	1	3	4	3	2	0	0	0	0	16	
22	SHIVERS, Keith	* 3-7	1-1	2-3	0	1	1	3	9	0	1	1	2	22	
23	GRIPPER, Joseph	* 0-2	0-0	0-0	0	0	0	2	10	0	2	0	2	12	
25	HARRIS, Terry	* 3-15	1-5	3-4	6	3	9	2	10	1	3	0	3	24	
00	HINSON, Rasool	* 2-3	0-0	1-1	0	1	1	1	5	0	0	0	0	8	
02	DAVENPORT, Juwan	2-6	0-1	0-2	3	2	5	0	4	0	1	0	2	13	
04	THOMAS, Tre'	1-10	1-7	0-0	0	1	1	1	3	1	1	0	0	17	
11	HICKS, Izais	2-5	0-0	1-6	2	1	3	2	5	0	0	1	1	20	
13	CLAYTON, Dejuan	4-9	1-2	2-3	0	2	2	2	11	4	1	0	1	29	
21	BROWNLEE, Lucian	0-5	0-3	0-0	0	1	1	1	0	0	0	0	0	14	
35	MURINDA, Mufaro	0-1	0-1	1-2	0	1	1	0	1	0	0	0	0	3	
	Team				5	1	6								
	Totals	21-81	5-29	12-24	19	20	39	21	59	6	11	2	11	200	

FG % 1st Half: 13-43 30.2% 2nd half: 8-38 21.1% Game: 21-81 25.9%
 3FG % 1st Half: 3-14 21.4% 2nd half: 2-15 13.3% Game: 5-29 17.2%
 FT % 1st Half: 3-8 37.5% 2nd half: 9-16 56.3% Game: 12-24 50.0%

BYU 96 • 2-0, 0-0

#	Player	Total		3-Ptr		Rebounds			PF	TP	A	TO	Blk	Stl	Min
		FG-FGA	FG-FGA	FT-FTA	FT-FTA	Off	Def	Tot							
04	EMERY, Nick	* 4-8	2-6	3-3	0	2	2	0	13	3	3	0	1	22	
05	ROSE, L.J.	* 1-2	1-2	2-2	1	2	3	0	5	1	0	1	0	22	
12	MIKA, Eric	* 6-8	0-0	6-7	2	3	5	1	18	1	2	3	0	15	
21	DAVIS, Kyle	* 2-6	0-0	0-0	1	5	6	2	4	1	2	0	1	15	
30	HAWS, TJ	* 4-8	3-7	0-0	0	5	5	2	11	1	2	0	1	22	
02	FRAMPTON, Zach	0-1	0-0	0-0	0	4	4	2	0	0	0	0	0	8	
03	BRYANT, Elijah	3-7	0-3	5-5	0	7	7	1	11	3	3	0	2	21	
10	BE0, Steven	0-1	0-1	0-1	0	1	1	1	0	1	0	0	0	10	
13	LEIFSON, Colby	1-5	1-5	0-0	1	2	3	2	3	1	0	0	0	9	
15	DASTRUP, Payton	4-6	1-1	0-0	0	2	2	3	9	0	1	0	0	7	
23	CHILDS, Yoeli	4-5	0-0	0-1	3	12	15	2	8	3	5	1	1	20	
24	GUINN, Davin	1-4	1-2	2-2	0	0	0	1	5	1	1	0	1	10	
31	SHAW, Braiden	1-1	0-0	0-0	1	1	2	2	2	0	1	0	0	8	
40	AYTES, Jamal	3-3	0-0	1-2	2	0	2	4	7	0	1	1	0	11	
	Team				1	5	6								
	Totals	34-65	9-27	19-23	12	51	63	23	96	20	22	5	8	200	

FG % 1st Half: 16-33 48.5% 2nd half: 18-32 56.3% Game: 34-65 52.3%
 3FG % 1st Half: 4-15 26.7% 2nd half: 5-12 41.7% Game: 9-27 33.3%
 FT % 1st Half: 12-14 85.7% 2nd half: 7-9 77.8% Game: 19-23 82.6%

Officials: Frank Harvey III, Kelly Pfeifer, Jim Schipper
 Technical fouls: Coppin State-None. BYU-None.
 Attendance: 12444

Score by periods	1st	2nd	Total
Coppin State	32	27	59
BYU	48	48	96

Points In Off 2nd Fast
 Paint T/O Chance Break Bench
 CSUM 24 15 7 4 29
 BYU 46 16 15 17 45

Official Basketball Box Score -- Game Totals -- Final Statistics
Coastal Carolina vs BYU
11/19/16 7:35 p.m. at Provo, Utah, Marriott Center

Coastal Carolina 65 • 1-3, 0-0

#	Player	Total		3-Ptr		Rebounds			PF	TP	A	TO	Blk	Stl	Min
		FG-FGA	FG-FGA	FT-FTA	FT-FTA	Off	Def	Tot							
03	Williams-Powell, Jos	* 3-11	0-3	5-8	1	5	6	2	11	0	3	1	1	23	
05	Shaw, Jaylen	* 3-8	2-2	0-0	0	3	3	0	8	4	1	0	2	32	
22	Wilson, Elijah	* 4-14	3-9	0-0	1	2	3	0	11	0	0	0	0	23	
32	Coleman, Josh	* 2-6	0-0	0-0	2	4	6	2	4	0	0	1	0	14	
45	Ray-St Cyr, Colton	* 1-7	0-2	2-3	0	4	4	3	4	3	3	0	0	21	
00	Robertson, Jaylan	2-5	0-1	0-0	0	1	1	2	4	3	1	0	1	20	
01	Holmes Jr, Kevin	0-0	0-0	0-0	0	0	0	0	0	0	0	0	0	3	
02	Labinowicz, Artur	1-5	0-2	0-3	0	1	1	1	2	1	1	0	0	22	
12	Enanga, Michel	0-1	0-1	0-0	0	2	2	1	0	0	0	0	0	4	
15	Bamba, Amidou	5-7	0-0	0-0	0	4	4	1	10	0	0	1	1	21	
20	Beck, Demario	5-12	0-6	1-2	3	5	8	3	11	1	0	0	1	17	
	Team				6	2	8								
	Totals	26-76	5-26	8-16	13	33	46	15	65	12	9	3	6	200	

FG % 1st Half: 10-38 26.3% 2nd half: 16-38 42.1% Game: 26-76 34.2%
 3FG % 1st Half: 1-12 8.3% 2nd half: 4-14 28.6% Game: 5-26 19.2%
 FT % 1st Half: 4-7 57.1% 2nd half: 4-9 44.4% Game: 8-16 50.0%

BYU 81 • 3-0, 0-0

#	Player	Total		3-Ptr		Rebounds			PF	TP	A	TO	Blk	Stl	Min
		FG-FGA	FG-FGA	FT-FTA	FT-FTA	Off	Def	Tot							
04	EMERY, Nick	* 6-12	2-6	0-0	0	2	2	0	14	3	0	0	1	23	
05	ROSE, L.J.	* 3-6	1-3	2-2	0	6	6	1	9	9	3	1	1	32	
12	MIKA, Eric	* 8-12	0-0	3-6	2	9	11	1	19	1	2	3	0	25	
21	DAVIS, Kyle	* 4-5	0-0	0-1	1	5	6	4	8	2	1	1	1	21	
30	HAWS, TJ	* 3-12	1-3	1-2	0	4	4	1	8	5	2	0	0	29	
02	FRAMPTON, Zach	0-0	0-0	0-0	0	1	1	0	0	0	0	0	0	3	
03	BRYANT, Elijah	3-9	1-6	2-2	0	5	5	2	9	3	1	1	0	20	
13	LEIFSON, Colby	0-2	0-1	0-0	0	0	0	1	0	0	0	0	0	6	
15	DASTRUP, Payton	0-2	0-1	0-0	0	0	0	0	0	0	0	0	0	2	
23	CHILDS, Yoeli	2-2	0-0	0-0	0	3	3	0	4	1	2	1	0	19	
24	GUINN, Davin	2-4	2-3	0-0	0	0	0	0	6	0	1	0	0	7	
31	SHAW, Braiden	0-0	0-0	0-0	0	1	1	0	0	0	0	0	0	2	
40	AYTES, Jamal	2-3	0-0	0-0	1										

Official Basketball Box Score -- Game Totals -- Final Statistics
Valparaiso vs BYU
11/23/16 9:00 PM at MGM Grand Garden Arena (Las Vegas, NV)

Valparaiso 92 • 5-1

#	Player	Total			3-Ptr			Rebounds			PF	TP	A	TO	Blk	Stl	Min
		FG-FGA	FG-FGA	FT-FTA	FG-FGA	FG-FGA	FT-FTA	Off	Def	Tot							
02	WALKER, Tevonn	* 4-9	3-6	2-2	1	4	5	4	13	1	3	0	1	3	1	21	
11	HAMMINK, Shane	* 8-13	0-2	7-9	0	2	2	2	23	3	3	0	1	3	1	37	
15	WILLIAMS, Lexus	* 3-7	2-5	4-5	1	2	3	2	12	3	0	0	0	0	31		
23	ADEKOYA, Jubril	* 5-9	2-4	0-0	0	8	8	4	12	1	2	0	0	0	32		
25	PETERS, Alec	* 7-19	1-4	11-12	3	9	12	4	26	1	4	0	0	3	39		
01	BRADFORD, Micah	0-0	0-0	0-0	0	0	0	0	0	0	0	0	0	0	2		
03	JOSEPH, Max	1-6	1-2	3-6	5	3	8	4	6	5	2	2	0	29			
14	SOROLLA, Jaume	0-0	0-0	0-0	0	0	0	3	0	0	1	0	0	6			
21	SMITS, Derrick	0-1	0-0	0-0	0	0	0	0	0	0	0	0	0	3			
Team					3	1	4										
Totals		28-64	9-23	27-34	13	29	42	23	92	14	15	2	5	20	200		

FG % 1st Half: 15-33 45.5% 2nd half: 13-31 41.9% Game: 28-64 43.8% Deadball Rebounds 4
 3FG % 1st Half: 4-11 36.4% 2nd half: 5-12 41.7% Game: 9-23 39.1%
 FT % 1st Half: 10-12 83.3% 2nd half: 17-22 77.3% Game: 27-34 79.4%

BYU 89 • 4-1

#	Player	Total			3-Ptr			Rebounds			PF	TP	A	TO	Blk	Stl	Min
		FG-FGA	FG-FGA	FT-FTA	FG-FGA	FG-FGA	FT-FTA	Off	Def	Tot							
04	EMERY, Nick	* 5-16	4-8	4-5	1	3	4	4	18	3	2	1	3	3	33		
05	ROSE, L.J.	* 0-6	0-2	2-2	0	7	7	3	2	6	1	0	0	0	33		
12	MIKA, Eric	* 3-7	0-1	7-8	1	2	3	4	13	1	2	1	0	19			
21	DAVIS, Kyle	* 3-5	0-0	3-3	0	3	3	3	9	2	4	1	0	28			
30	HAWS, TJ	* 6-10	3-5	0-0	0	2	2	3	15	0	1	0	0	26			
03	BRYANT, Elijah	1-4	0-3	5-6	0	1	1	3	7	1	3	0	0	15			
15	DASTRUP, Payton	2-4	0-0	0-0	2	1	3	4	0	0	0	0	0	8			
23	CHILDS, Yoeli	1-2	0-0	1-2	0	2	2	3	3	1	0	2	0	11			
24	GUINN, Davin	4-4	3-3	0-0	1	1	2	1	11	1	0	0	0	13			
31	SHAW, Braiden	0-0	0-0	2-2	1	1	2	0	2	0	0	0	1	4			
40	AYTES, Jamal	1-2	0-0	3-4	1	0	1	0	5	0	0	0	0	10			
Team					0	3	3										
Totals		26-60	10-22	27-32	7	26	33	25	89	15	13	5	5	200			

FG % 1st Half: 15-35 42.9% 2nd half: 11-25 44.0% Game: 26-60 43.3% Deadball Rebounds 3
 3FG % 1st Half: 5-13 38.5% 2nd half: 5-9 55.6% Game: 10-22 45.5%
 FT % 1st Half: 11-13 84.6% 2nd half: 16-19 84.2% Game: 27-32 84.4%

Officials: Gerry Pollard, Kipp Kissinger, Larry Spaulding
 Technical fouls: Valparaiso-None. BYU-HAWS, TJ.
 Attendance: Men Who Speak Up Main Event - Heavyweight Championship Game

Score by periods	1st	2nd	Total
Valparaiso	44	48	92
BYU	46	43	89

	In	Off	2nd	Fast	Bench
Points	Paint	T/O	Chance	Break	
VU	34	22	13	6	6
BYU	26	11	12	4	32

Last FG - VU 2nd-00:13, BYU 2nd-00:41.
 Largest lead - VU by 8 2nd-05:29, BYU by 12 1st-11:52.
 VU led for 13:40. BYU led for 23:50. Game was tied for 02:30.

Score tied - 7 times.
 Lead changed - 5 times.

Official Basketball Box Score -- Game Totals -- Final Statistics
Utah Valley vs BYU
11/26/16 4:05 p.m. at Provo, Utah, Marriott Center

Utah Valley 114 • 4-1

#	Player	Total			3-Ptr			Rebounds			PF	TP	A	TO	Blk	Stl	Min
		FG-FGA	FG-FGA	FT-FTA	FG-FGA	FG-FGA	FT-FTA	Off	Def	Tot							
11	Toolson,Conner	* 7-13	4-8	3-4	0	1	1	2	21	1	3	0	3	33			
21	Nelson,Zach	* 1-3	0-2	3-4	0	4	4	4	5	3	2	0	1	30			
22	Nelson,Isaac	* 10-12	2-2	4-5	4	5	9	3	26	1	3	2	1	24			
23	Randolph,Brandon	* 5-14	3-7	8-10	1	8	9	2	21	14	5	0	1	37			
25	Obge,Kenneth	* 2-5	2-4	0-0	0	1	1	4	6	1	2	0	0	14			
05	Schenck,Hayden	1-1	0-0	0-0	1	0	1	2	2	0	1	0	0	5			
10	Poydras,Jordan	6-12	4-7	4-7	1	4	5	0	20	3	2	0	2	29			
12	Tahvanainen,Joonas	0-0	0-0	0-0	0	0	0	1	0	0	0	0	0	1			
13	Young,Ivory	0-0	0-0	0-0	0	0	0	0	0	0	0	0	0	4			
24	Stutzman,Jared	3-7	3-7	2-2	1	6	7	2	11	0	4	3	0	19			
42	Batson,Andrew	1-1	0-0	0-0	0	1	1	2	2	0	0	0	0	4			
Team					1	4	5										
Totals		36-68	18-37	24-32	9	34	43	22	114	23	22	5	8	200			

FG % 1st Half: 18-34 52.9% 2nd half: 18-34 52.9% Game: 36-68 52.9% Deadball Rebounds 4
 3FG % 1st Half: 12-22 54.5% 2nd half: 6-15 40.0% Game: 18-37 48.6%
 FT % 1st Half: 6-6 100.0% 2nd half: 18-26 69.2% Game: 24-32 75.0%

BYU 101 • 4-2

#	Player	Total			3-Ptr			Rebounds			PF	TP	A	TO	Blk	Stl	Min
		FG-FGA	FG-FGA	FT-FTA	FG-FGA	FG-FGA	FT-FTA	Off	Def	Tot							
04	EMERY, Nick	* 15-28	5-12	2-2	0	3	3	3	37	4	7	0	2	39			
05	ROSE, L.J.	* 1-6	0-2	5-6	0	7	7	5	7	6	0	0	2	31			
12	MIKA, Eric	* 8-8	0-0	6-9	3	2	5	5	22	2	3	0	1	26			
21	DAVIS, Kyle	* 4-9	0-0	3-4	2	4	6	4	11	1	4	1	0	24			
30	HAWS, TJ	* 1-10	0-4	4-5	0	2	2	3	6	7	0	0	1	29			
10	BE0, Steven	0-0	0-0	0-0	0	0	0	0	0	0	0	0	0	1			
13	LEIFSON, Colby	1-1	1-1	0-0	0	0	0	3	3	0	0	0	0	1			
15	DASTRUP, Payton	0-0	0-0	0-0	1	1	2	0	0	0	1	0	0	2			
23	CHILDS, Yoeli	4-7	0-0	0-2	1	5	6	2	8	0	0	1	0	19			
24	GUINN, Davin	1-5	0-2	1-2	1	1	2	1	3	0	0	0	1	20			
31	SHAW, Braiden	2-2	0-0	0-0	1	0	1	0	4	0	0	0	1	3			
40	AYTES, Jamal	0-2	0-0	0-0	0	1	1	2	0	1	0	0	0	5			
Team					2	1	3										
Totals		37-78	6-21	21-30	11	27	38	28	101	21	15	2	8	200			

FG % 1st Half: 19-36 52.8% 2nd half: 18-42 42.9% Game: 37-78 47.4% Deadball Rebounds 5
 3FG % 1st Half: 4-12 33.3% 2nd half: 2-9 22.2% Game: 6-21 28.6%
 FT % 1st Half: 10-16 62.5% 2nd half: 11-14 78.6% Game: 21-30 70.0%

Officials: Chris Rastatter, Winston Smith, Tom O'Neill
 Technical fouls: Utah Valley-Randolph,Brandon. BYU-None.
 Attendance: 16003

Score by periods	1st	2nd	Total
Utah Valley	54	60	114
BYU	52	49	101

	In	Off	2nd	Fast	Bench
Points	Paint	T/O	Chance	Break	
UUV	36	19	10	12	35
BYU	58	22	16	11	18

Last FG - UUV 2nd-00:48, BYU 2nd-00:36.
 Largest lead - UUV by 16 2nd-04:14, BYU by 5 1st-17:13.
 UUV led for 34:08. BYU led for 04:47. Game was tied for 01:05.

Score tied - 1 time.
 Lead changed - 3 times.

Official Basketball Box Score -- Game Totals -- Final Statistics
BYU vs Utah State
11/30/16 7:05 pm at Salt Lake City, Vivint Smart Home Arena

BYU 77 • 5-2

#	Player	Total			3-Ptr			Rebounds			PF	TP	A	TO	Blk	Stl	Min
		FG-FGA	FG-FGA	FT-FTA	FG-FGA	FG-FGA	FT-FTA	Off	Def	Tot							
04	EMERY, Nick	* 3-15	2-6	2-2	0	6	6	1	10	3	3	0	1	37			
05	ROSE, L.J.	* 3-6	2-4	10-11	3	6	9	0	18	6	1	0	1	27			
12	MIKA, Eric	* 7-17	0-0	6-8	2	5	7	3	20	1	3	4	3	29			
23	CHILDS, Yoeli	* 4-7	0-0	1-2	4	8	12	3	9	1	1	0	1	26			
30	HAWS, TJ	* 2-8	0-4	2-2	2	2	4	0	6	1	0	0	1	30			
02	FRAMPTON, Zach	0-0	0-0	0-0	0	0	0	0	0	0	0	0	0	0+			
10	BE0, Steven	0-0	0-0	0-0	0	0	0	1	0	0	0	0	0	1			
13	LEIFSON, Colby	0-1	0-1	0-0	0	0	0	1	0	0	1	0	0	4			
24	GUINN, Davin	1-10	0-5	0-0	3	3	6	2	2	0	1	0	2	22			
31	SHAW, Braiden	4-4	0-0	2-2	4	1	5	1	10	1	1	0	0	14			
40	AYTES, Jamal	1-3	0-0	0-0	2	1	3	2	2	1	0	0	0	10			
Team					3	0	3										
Totals		25-71	4-20	23-27	23	32	55	14	77	14	12	4	9	200			

FG % 1st Half: 17-44 38.6% 2nd half: 8-27 29.6% Game: 25-71 35.2% Deadball Rebounds 4
 3FG % 1st Half: 1-11 9.1% 2nd half: 3-9 33.3% Game: 4-20 20.0%
 FT % 1st Half: 2-2 100.0% 2nd half: 21-25 84.0% Game: 23-27 85.2%

Utah State 63 • 3-3

Official Basketball Box Score -- Game Totals -- Final Statistics

Weber State vs BYU

12/07/16 7:05 pm at Provo, Utah, Marriott Center

Weber State 66 • 2-6

#	Player	Total			3-Ptr			Rebounds			PF	TP	A	TO	Blk	Stl	Min
		FG-FGA	FG-FGA	FT-FTA	FG-FGA	FG-FGA	FT-FTA	Off	Def	Tot							
05	JOHN, Cody	* 2-7	0-2	2-5	0	4	4	1	6	3	5	1	2			27	
22	RICHARDSON, Ryan	* 5-11	3-9	0-0	0	2	2	1	13	2	1	1	3			35	
30	SEGLIN, Jeremy	* 5-11	2-7	0-5	0	3	3	2	12	4	2	0	0			36	
35	HILL, Kyndahl	* 2-5	0-0	0-1	3	2	5	5	4	0	1	0	1			16	
44	BRAXTON, Zach	* 7-12	0-0	4-10	5	8	13	5	18	0	0	0	0			27	
03	DALLAS, Jordan	1-1	0-0	1-1	2	3	5	4	3	0	1	0	0			20	
10	HARDING, Jerrick	2-5	0-3	4-4	0	1	1	3	8	1	3	0	0			16	
24	CANNON, McKay	0-0	0-0	0-0	0	0	0	0	0	0	0	1	0			8	
25	BAKER, Dusty	0-4	0-3	0-0	0	2	2	2	0	1	1	0	0			15	
Team					0	1	1		*2								
Totals		24-56	5-24	11-26	10	26	36	23	66	11	14	3	6			200	

FG % 1st Half: 11-28 39.3% 2nd half: 13-28 46.4% Game: 24-56 42.9% Deadball Rebounds 6
 3FG % 1st Half: 2-13 15.4% 2nd half: 3-11 27.3% Game: 5-24 20.8%
 FT % 1st Half: 2-4 50.0% 2nd half: 9-22 40.9% Game: 11-26 42.3%

BYU 77 • 6-3

#	Player	Total			3-Ptr			Rebounds			PF	TP	A	TO	Blk	Stl	Min
		FG-FGA	FG-FGA	FT-FTA	FG-FGA	FG-FGA	FT-FTA	Off	Def	Tot							
04	EMERY, Nick	* 2-9	1-4	2-2	0	2	2	3	7	6	1	0	2			35	
05	ROSE, L.J.	* 2-6	0-2	0-0	2	6	8	2	4	2	1	0	1			27	
12	MIKA, Eric	* 8-16	0-0	10-15	5	5	10	3	26	4	3	1	0			29	
23	CHILDS, Yoeli	* 5-8	0-0	0-0	0	8	8	4	10	0	2	1	1			27	
30	HAWS, TJ	* 5-10	2-5	3-3	1	1	2	3	15	5	3	0	0			37	
02	FRAMPTON, Zach	0-0	0-0	0-0	0	0	0	2	0	0	0	0	0			4	
10	BEO, Steven	0-0	0-0	0-0	0	0	0	0	0	0	0	0	0			1	
13	LEIFSON, Colby	0-0	0-0	0-0	0	0	0	0	0	0	0	0	0			1	
15	DASTRUP, Payton	0-0	0-0	0-0	0	0	0	1	0	0	0	0	0			1	
21	DAVIS, Kyle	5-8	0-0	3-3	0	3	3	2	13	0	1	1	1			16	
24	GUINN, Davin	0-0	0-0	0-2	0	4	4	1	0	0	0	0	1			16	
40	AYTES, Jamal	1-2	0-0	0-0	1	0	1	0	2	2	1	0	0			6	
Team					1	2	3										
Totals		28-59	3-11	18-25	10	31	41	21	77	19	12	3	6			200	

FG % 1st Half: 15-31 48.4% 2nd half: 13-28 46.4% Game: 28-59 47.5% Deadball Rebounds 2
 3FG % 1st Half: 3-7 42.9% 2nd half: 0-4 0.0% Game: 3-11 27.3%
 FT % 1st Half: 4-7 57.1% 2nd half: 14-18 77.8% Game: 18-25 72.0%

Officials: Bob Staffen, Gregory Nixon, Randy Heimerman

Technical fouls: Weber State-None. BYU-None.

Attendance: 12859

* - points scored by the other team (wrong basket)

Score by periods	1st	2nd	Total
Weber State	28	38	66
BYU	37	40	77

	In	Off	2nd	Fast	
Points	Paint	T/O	Chance	Break	Bench
WSU	28	15	10	8	11
BYU	44	20	17	4	15

Last FG - WSU 2nd-02:11, BYU 2nd-00:47.
 Largest lead - WSU by 1 1st-13:50, BYU by 13 2nd-19:22.
 WSU led for 00:17. BYU led for 36:59. Game was tied for 02:44.

Score tied - 5 times.
 Lead changed - 2 times.

THE STAT CREW SYSTEM
BYU Combined Team Statistics (as of Dec 07, 2016)
All games

RECORD:	OVERALL	HOME	AWAY	NEUTRAL
ALL GAMES	6-3	4-1	0-0	2-2
CONFERENCE	0-0	0-0	0-0	0-0
NON-CONFERENCE	6-3	4-1	0-0	2-2

#	Player	gp-gs	min	avg	Total		3-Point		F-Throw		Rebounds			pf	dq	a	to	blk	stl	pts	avg		
					fg-fga	fg%	3fg-fga	3fg%	ft-fa	ft%	off	def	tot									avg	
12	MIKA, Eric	9-9	224	24.9	64-108	.593	0-1	.000	65-84	.774	29	49	78	8.7	26	1	14	22	17	6	193	21.4	
04	EMERY, Nick	9-9	284	31.6	49-128	.383	21-63	.333	19-20	.950	2	32	34	3.8	21	1	31	23	1	15	138	15.3	
30	HAWS, TJ	9-9	268	29.8	35-92	.380	15-43	.349	21-26	.808	5	19	24	2.7	20	0	24	18	0	12	106	11.8	
21	DAVIS, Kyle	8-6	171	21.4	34-55	.618	0-0	.000	16-23	.696	7	30	37	4.6	23	0	9	17	9	5	84	10.5	
05	ROSE, L.J.	9-9	262	29.1	14-48	.292	5-20	.250	26-31	.839	9	49	58	6.4	16	1	48	14	1	7	59	6.6	
23	CHILDS, Yoeli	9-3	179	19.9	26-43	.605	0-0	.000	6-15	.400	11	52	63	7.0	19	0	8	14	11	4	58	6.4	
03	BRYANT, Elijah	5-0	77	15.4	8-28	.286	1-16	.063	15-17	.882	2	17	19	3.8	8	0	8	8	1	4	32	6.4	
24	GUINN, Davin	9-0	121	13.4	11-35	.314	6-17	.353	8-11	.727	11	13	24	2.7	11	0	2	4	0	6	36	4.0	
40	AYTES, Jamal	9-0	73	8.1	13-20	.650	0-0	.000	8-10	.800	8	10	18	2.0	13	0	5	3	1	0	34	3.8	
31	SHAW, Braiden	7-0	42	6.0	8-10	.800	0-0	.000	4-6	.667	7	6	13	1.9	5	0	1	2	0	2	20	2.9	
15	DASTRUP, Payton	7-0	24	3.4	6-12	.500	1-2	.500	0-0	.000	3	9	12	1.7	5	0	1	2	0	0	13	1.9	
13	LEIFSON, Colby	7-0	31	4.4	2-13	.154	2-12	.167	0-0	.000	2	2	4	0.6	10	0	2	1	0	0	6	0.9	
02	FRAMPTON, Zach	6-0	24	4.0	0-2	.000	0-0	.000	0-0	.000	0	7	7	1.2	5	0	1	0	0	0	0	0.0	
10	BEO, Steven	6-0	20	3.3	0-2	.000	0-2	.000	0-1	.000	0	1	1	0.2	3	0	1	1	0	0	0	0.0	
Team											10	17	27										
Total.....		9	1800		270-596	.453	51-176	.290	188-244	.770	106	313	419	46.6	185	3	155	129	41	61	779	86.6	
Opponents.....		9	1800		242-615	.393	73-238	.307	126-202	.624	103	242	345	38.3	201	8	116	120	23	67	685	76.1	

TEAM STATISTICS	BYU	OPP	Date	Opponent	Score	Att.
SCORING	779	685	11/14/16	PRINCETON	w 82-73	15926
Points per game	86.6	76.1	11/17/16	COPPIN STATE	w 96-59	12444
Scoring margin	+10.4	-	11/19/16	COASTAL CAROLINA	w 81-65	15003
FIELD GOALS-ATT	270-596	242-615	11/21/16	vs Saint Louis	w 92-62	2107
Field goal pct	.453	.393	11/23/16	vs Valparaiso	L 89-92	2497
3 POINT FG-ATT	51-176	73-238	11/26/16	UTAH VALLEY	L 101-114	16003
3-point FG pct	.290	.307	11/30/16	vs Utah State	w 77-63	12187
3-pt FG made per game	5.7	8.1	12/03/16	vs USC	L 84-91	7952
FREE THROWS-ATT	188-244	126-202	12/07/16	WEBER STATE	w 77-66	12859
Free throw pct	.770	.624				
F-Throws made per game	20.9	14.0	* - Conference game			
REBOUNDS	419	345				
Rebounds per game	46.6	38.3				
Rebounding margin	+8.2	-				
ASSISTS	155	116				
Assists per game	17.2	12.9				
TURNOVERS	129	120				
Turnovers per game	14.3	13.3				
Turnover margin	-1.0	-				
Assist/turnover ratio	1.2	1.0				
STEALS	61	67				
Steals per game	6.8	7.4				
BLOCKS	41	23				
Blocks per game	4.6	2.6				
ATTENDANCE	72235	24743				
Home games-Avg/Game	5-14447	0-0				
Neutral site-Avg/Game	-	4-6186				

Score by Periods	1st	2nd	Totals
BYU	376	403	779
Opponents	321	364	685