

# BYU BASKETBALL

Kyle Chilton, BYU Athletic Communications | O: 801-422-4909 | C: 801-372-2080 | kyle\_chilton@byu.edu | 30 Smith Fieldhouse | Provo, UT | 84602

## BYU 2016-17 SCHEDULE

O29	Sat	Seattle Pacific (Exh)	BYUtv W, 102-82
N9	Fri	BYU-Hawaii (Exh)	BYUtv W, 110-63
N14	Mon	Princeton\$	ESPN2 W, 82-73
N17	Thu	Coppin State#	BYUtv W, 96-59
N19	Sat	Coastal Carolina#	BYUtv W, 81-65
N21	Mon	vs. Saint Louis#	YouTube W, 92-62
N23	Wed	vs. Valparaiso#	ESPN2 L, 89-92
N26	Sat	Utah Valley	TheW.tv L, 101-114
N30	Wed	vs. Utah State ^	BYUtv W, 77-63
D3	Sat	vs. USC+	ESPNU L, 84-91
D7	Wed	Weber State	BYUtv W, 77-66
D10	Sat	Colorado	ESPN2 W, 79-71
D17	Sat	vs. Illinois@	B10 Network L, 73-75
D20	Tue	Idaho State	BYUtv W, 84-58
D22	Thu	CSU Bakersfield	BYUtv W, 81-71
D29	Thu	Santa Clara*	BYUtv W, 89-59
D31	Sat	at Loyola Marymount*	ROOT RM W, 81-76
J5	Thu	at Saint Mary's*	ESPNU L, 68-81
J7	Sat	Pacific*	BYUtv 7 p.m.
J12	Thu	San Francisco*	BYUtv 7 p.m.
J14	Sat	at San Diego*	Spectrum SN 7 p.m.
J19	Thu	Pepperdine*	BYUtv 7 p.m.
J21	Sat	at Pacific*	CSN BA/ROOT NW 3 p.m.
J26	Thu	at Santa Clara*	ESPNU 8 p.m.
J28	Sat	Loyola Marymount*	BYUtv 7 p.m.
F2	Thu	Gonzaga*	ESPN2 9 p.m.
F4	Sat	Portland*	BYUtv 7 p.m.
F9	Thu	at Pepperdine*	ESPNU 8 p.m.
F11	Sat	at San Francisco*	CSN CA/ROOT NW 8 p.m.
F16	Thu	San Diego*	ESPNU 9 p.m.
F18	Sat	Saint Mary's*	ESPN2 8 p.m.
F23	Thu	at Portland*	ROOT RM 7 p.m.
F25	Sat	at Gonzaga*	ESPN Networks TBA
M2-7		WCC Championships	ESPN Networks/BYUtv TBA

\$ ESPN Tip-Off Marathon  
 # Men Who Speak Up Main Event  
 ^ at Vivint Smart Home Arena  
 + Basketball Hall of Fame's 2016 HoopHall LA  
 @ State Farm Chicago Legends  
 \* WCC Game  
 All times local to site

## SOCIAL MEDIA

Website: [www.BYUcougars.com](http://www.BYUcougars.com)

Facebook: [/BYUbasketball](https://www.facebook.com/BYUbasketball) | [/BYUcougars](https://www.facebook.com/BYUcougars)

Twitter: [@BYUbasketball](https://twitter.com/BYUbasketball) | [@BYUcougars](https://twitter.com/BYUcougars)

Instagram: [BYUcougars](https://www.instagram.com/BYUcougars)

Vine: [BYUcougars](https://vine.co/BYUcougars)

Hashtags: [#BYUhoops](https://twitter.com/BYUhoops) [#GoCougs](https://twitter.com/GoCougs)

\*\*Follow [@BYUgamenotes](https://twitter.com/BYUgamenotes) on Twitter for in-game Cougar achievements, milestones and notes.\*\*



## PACIFIC (7-9, 1-2 WCC) TIGERS

Head Coach ..... Damon Stoudamire  
 Alma Mater ..... Arizona, 2008  
 Career Record ..... 7-9 (1st)  
 Record at Pacific ..... Same

## GAME INFORMATION

TV ..... BYUtv  
 TV Talent ..... Dave McCann (play-by-play)  
 ..... Steve Cleveland (analyst)  
 ..... Spencer Linton (courtside)  
 Live Video ..... .BYUtv.org  
 Radio ..... Cougar IMG Sports Network  
 ..... KSL 102.7 FM/1160 AM, BYU Radio - Sirius XM 143  
 Radio Talent ..... Greg Wrubell (play-by-play)  
 ..... Mark Durrant (analyst)  
 Live Stats ..... BYUcougars.com

## SERIES INFORMATION

Series Record ..... BYU leads 7-5  
 Last Meeting ..... Pacific won 77-72, 2/6/16  
 H/A/N ..... 3-2/3-2/1-1



## BYU (11-5, 2-1 WCC) COUGARS

Head Coach ..... Dave Rose  
 Alma Mater ..... Houston, 1983  
 Career Record ..... 294-104 (12th)  
 Record at BYU ..... Same

## BYU STORYLINES

- After back-to-back road games, the Cougars return home to host Pacific in a West Coast Conference matchup on Saturday. BYU is 8-1 at home this season and has won its last five in the Marriott Center. BYU has a record of 168-18 at home under Dave Rose for a winning percentage of 90.3.
- After struggling from downtown through the first nine games of the season, BYU has improved its 3-point shooting over the last seven, shooting 43.4 percent and averaging 8.0 makes per game. The Cougars shot a season best 9 of 14 (64.3 percent) against Santa Clara.
- Eric Mika broke out of a minor shooting slump at Saint Mary's with one of his best games as a Cougar. He hit 12 of 17 from the field and 4 of 5 from the free-throw line for 28 points.

## BYU'S PROJECTED STARTING LINEUP (BASED ON STARTERS FROM PREVIOUS GAME)



### #5 | L.J. Rose

Guard  
 6-3 | 200 | Sr.  
 Houston, Texas  
 Houston

GP/GS	MPG	Pts	Reb	Ast	Stl	FG%	3PT%	FT%
16/16	27.8	6.3	5.3	5.4	0.9	.341	.308	.861

**Last Game:** Totaled 5 points, 5 rebounds and 1 steal at Saint Mary's  
**Notes:** Has a 3.07 to 1 assist to turnover ratio ... has posted 5-plus assists 10 times this season ... has posted 9 assists twice ... scored a season-best 18 points vs. Utah State ... has posted 8-plus rebounds four times ... transfer from Houston



### #4 | Nick Emery

Guard  
 6-2 | 185 | So.  
 Alpine, Utah  
 Lone Peak HS

GP/GS	MPG	Pts	Reb	Ast	Stl	FG%	3PT%	FT%
16/16	32.1	15.3	3.5	2.9	2.1	.417	.374	.850

**Last Game:** Had 9 points, 2 assists and tied his career high with 5 steals at Saint Mary's  
**Notes:** Has hit a 3 in all 16 games this season and 25-straight games overall ... has scored in double figures in 11 of 16 games ... named to preseason All-WCC Team ... a watch list member for the Jerry West Award ... All-WCC Second Team, All-WCC Freshman Team in 2015-16



### #30 | TJ Haws

Guard  
 6-4 | 170 | Fr.  
 Alpine, Utah  
 Lone Peak HS

GP/GS	MPG	Pts	Reb	Ast	Stl	FG%	3PT%	FT%
16/16	31.3	12.9	3.1	3.4	1.3	.434	.400	.804

**Last Game:** Had 7 points, 3 rebounds and 1 assist at Saint Mary's  
**Notes:** Has hit at least one 3 in 13 of 16 games ... has scored in double figures 11 times ... second on the team in 3-point field goals and steals ... is the 4th BYU freshman to score 20-plus points in his Cougar debut



### #23 | Yoeli Childs

Forward  
 6-8 | 225 | Fr.  
 South Jordan, Utah  
 Bingham HS

GP/GS	MPG	Pts	Reb	Ast	Blk	FG%	3PT%	FT%
16/10	23.9	8.4	8.1	1.1	1.5	.582	.000	.538

**Last Game:** Totaled 3 points and 4 boards at Saint Mary's  
**Notes:** Made his first career start against Utah State and has started 10-straight games ... has scored in double figures in 5 of the last 8 games ... has shot 50 percent or better in 13 of 16 games ... has at least 1 block in 14 of 16 games ... has 3 double-doubles



### #12 | Eric Mika

Forward  
 6-10 | 230 | So.  
 Alpine, Utah  
 Lone Peak HS

GP/GS	MPG	Pts	Reb	Ast	Blk	FG%	3PT%	FT%
16/16	26.3	20.7	9.0	1.5	1.7	.541	.000	.762

**Last Game:** Scored 28 points on 12 of 17 shooting and added 10 rebounds at Saint Mary's  
**Notes:** Has scored in double figures every game this season ... has 8 double-doubles and 8 20-point games ... 2-time WCC Player of the Week (12/12/16, 11/21/16) ... a watch list member for the Kareem Abdul-Jabbar Center of the Year Award ... named to preseason All-WCC Team

## OFF THE BYU BENCH


No.	Name	Pos.	Ht.	Wt.	Yr.	Pts.	Reb.	Hometown (Previous School)	Notes
2	Zach Frampton	G	6-3	185	Fr.	0.0	1.0	Highland, Utah (Lone Peak HS)	Out with an injured hand
3	Elijah Bryant	G	6-5	210	So.	7.2	3.5	Gwinnett, Georgia (Elon)	Scored 11 points at Saint Mary's, his first game since Nov. 23
10	Steven Beo	G	6-3	180	Fr.	2.4	1.0	Richland, Washington (Richland HS)	Scored a career-high 12 points on 4 of 4 shooting, hit 3 3s vs. Santa Clara
13	Colby Leifson	G	6-4	190	Fr.	1.4	0.5	Suwanee, Georgia (North Gwinnett HS)	Set career highs with 2 3-pointers and 6 points vs. Illinois
15	Payton Dastrup	F	6-10	250	Fr.	1.6	1.5	Mesa, Arizona (Mountain View HS)	Had 5 points, 1 board, 1 assist and 1 block vs. Santa Clara
21	Kyle Davis	F	6-8	225	Sr.	8.8	4.0	Draper, Utah (Utah State)	Out for the season with a right knee injury
24	Davin Guinn	F	6-5	190	Jr.	2.6	1.7	Murrieta, California (UC Riverside)	Had 2 points, 6 rebounds and 2 steals vs. Utah State
31	Braiden Shaw	F	6-9	210	So.	2.1	2.1	Eagle, Idaho (Eagle HS)	Had 3 points, 4 rebounds and 1 assist at LMU
40	Jamal Aytes	F	6-6	235	Jr.	3.3	1.5	San Diego, California (UNLV)	Shot 4 of 4 from the field for 8 points vs. Santa Clara
44	Corbin Kaufusi	C	6-10	260	Jr.	0.0	0.0	Provo, Utah (Timpview HS)	Made his season debut against Santa Clara

\*Stats from previous school ^ Sitting out due to NCAA transfer rules

#BYUhoops

**Career Highlights**

- 294-104 overall record (second all-time at BYU in wins) for a BYU record .739 winning percentage
- 10th among active coaches in the NCAA in career winning percentage
- Reached 200 career victories in his 259th game as a head coach, 15th fastest in NCAA history
- With 283 victories through 11 seasons is tied for fifth all-time for best career starts by wins in NCAA history
- With 257 victories through 10 seasons is sixth all-time for best career starts by wins in NCAA history
- With 232 victories through nine seasons is fifth all-time for best career starts by wins in NCAA history
- With 209 victories through first eight seasons is fourth all-time for best career starts by wins in NCAA history
- With 185 victories through first seven seasons is fourth all-time for best career starts by wins in NCAA history
- With 159 victories through first six seasons is tied for third all-time for best career starts by wins in NCAA history
- With 127 victories through five seasons is sixth all-time for best career starts by wins in NCAA history
- Streak of 11-consecutive 20-win seasons is tied for 12th all-time in NCAA history and tied for the seventh longest current streak
- Four Mountain West Conference regular season titles, a BYU record
- Three-time MWC Coach of the Year (2006, 2007, 2011)
- Two-time USBWA District VIII Coach of the Year (2006, 2011)
- Naismith Coach of the Year Finalist in 2011
- Honorable Mention for National Coach of the Year by Scout.com (2006)
- Eight trips to the NCAA tournament (a BYU record), including six-consecutive trips from 2007 to 2012 (a BYU record) and back-to-back appearances in 2014 and 2015
- Six-consecutive 25-win seasons (2006-11) and 11-consecutive 20-win seasons, both BYU records
- Holds top two spots for wins in a season in BYU history with 32 in 2010-11 and 30 in 2009-10
- Only BYU coach to win at least 20 games in each of his first 11 seasons
- Took BYU to the Sweet 16 in 2011 for the first time since 1981
- Coached Jimmer Fredette, the 2011 Consensus National Player of the Year
- Has coached five conference players of the year (Keena Young, Lee Cummar, Jimmer Fredette, Tyler Haws, Kyle Collinsworth)
- Inducted into the Dixie State Athletics Hall of Fame on Sept. 14, 2013



**Coaching Experience**

- BYU Head Coach (2005-present)
- BYU Associate Head Coach (2000-2005)
- BYU Assistant Coach (1997-2000)
- Dixie State Head Coach (1990-1997)
- Dixie State Assistant Coach (1987-1990)
- Assistant coach at Pine View High School (1986-87)
- Head coach at Millard High School (1983-86)

**Service**

- A member of the National Coaches vs. Cancer Council
- Assisting with the Hope Lodge, a facility to be constructed in Salt Lake City to house families of cancer patients
- NABC Game Pillar Award for Service in 2008
- 63rd recipient of the Dale Rex Memorial Award
- Honorary Chair of the Children with Cancer Christmas Foundation
- Was the first coach in the state of Utah to participate in the American Cancer Society's nationwide Coaches vs. Cancer campaign
- Lobbied before Congress for more funding for cancer research in September 2010

**Education**

- Houston (1983, B.A.)

**Playing Career**

- Played baseball and basketball at Dixie State College
- Played for Houston from 1980-83 (played in 1980-81 and 82-83, redshirted in 1981-82)
- Co-captain on the famous "Phi Slama Jama" team that featured Hakeem (then Akeem) Olajuwon and Clyde Drexler
- Helped Houston achieve a No. 1 ranking and reach the national championship game in 1983

**Mission**

- Manchester England (1977-79)

**Personal/Family**

- Wife: Cheryl
- Children: Daughter Chanell and husband Brock Reichner, son Garrett and wife Brooke, daughter Taylor
- Dave and Cheryl Rose have eight grandchildren

**ROSE'S BYU COACHING LEDGER**

Season	Overall	Pct.	Home	Pct.	Away	Pct.	Neutral	Pct.	Conf.	Pct.	Tourney	NCAA/NIT
05-06	20-9	.690	14-1	.933	5-7	.417	1-1	.500	12-4	.750	0-1	0-1 NIT
06-07	25-9	.735	17-0	1.000	6-7	.462	2-2	.500	13-3	.813	2-1	0-1 NCAA
07-08	27-8	.771	16-0	1.000	8-5	.615	3-3	.500	14-2	.875	2-1	0-1 NCAA
08-09	25-8	.758	14-2	.875	9-3	.750	2-3	.400	12-4	.750	1-1	0-1 NCAA
09-10	30-6	.833	15-1	.938	10-4	.714	5-1	.833	13-3	.813	1-1	1-1 NCAA
10-11	32-5	.865	13-1	.929	10-1	.909	9-3	.750	14-2	.875	2-1	2-1 NCAA
11-12	26-9	.743	13-3	.813	8-3	.727	5-3	.625	12-4	.750	1-1	1-1 NCAA
12-13	24-12	.667	15-3	.833	7-5	.583	2-4	.333	10-6	.625	0-1	3-1 NIT
13-14	23-12	.657	14-1	.933	5-8	.385	4-3	.571	13-5	.722	2-1	0-1 NCAA
14-15	25-10	.714	13-3	.813	8-3	.727	4-4	.500	13-5	.722	2-1	0-1 NCAA
15-16	26-11	.703	16-2	.889	6-6	.500	4-3	.571	13-5	.722	2-1	3-1 NIT
16-17	11-5	.688	8-1	.889	1-1	.500	2-3	.400	1-1	.500	—	—
<b>Totals</b>	<b>294-104</b>	<b>.739</b>	<b>168-18</b>	<b>.903</b>	<b>83-53</b>	<b>.610</b>	<b>43-33</b>	<b>.566</b>	<b>140-44</b>	<b>.761</b>	<b>14-11</b>	<b>10-11</b>

**CURRENT MOST CONSECUTIVE DIVISION I 20-WIN SEASONS**

Coach, School	Years	No.
Mike Krzyzewski, Duke	1997-2016	20
Bill Self, Tulsa, Illinois, Kansas	1999-2016	18
Mark Few, Gonzaga	2000-2016	17
Thad Matta, Butler, Xavier, Ohio State	2001-2016	16
Rick Pitino, Louisville	2003-2016	14
Roy Williams, North Carolina	2005-2016	12
Dave Rose, BYU	2006-2016	11
Keith Dambrot, Akron	2006-2016	11
Steve Fisher, San Diego State	2006-2016	11

**BEST CAREER STARTS BY WINS, 11 SEASONS**

Coach, School	Date	W	L	Pct.
Roy Williams, Kansas	1989-99	305	72	.809
Thad Matta, Butler, Xavier, OSU	2001-11	292	88	.768
Mark Few, Gonzaga	2000-10	291	73	.799
Jamie Dixon, Pittsburgh	2004-14	288	96	.750
Dave Rose, BYU	2006-16	283	99	.741
Sean Miller, Xavier, Arizona	2005-15	283	99	.741
Everett Case, NC State	1947-57	280	71	.798
Denny Crum, Louisville	1972-82	263	74	.780
Jim Boeheim, Syracuse	1977-87	261	84	.757
Nolan Richardson, Tulsa, Arkansas	1981-91	260	92	.739

**ROSE'S MILESTONE VICTORIES**

Win	Date	Opponent	Score	Record
25	12/06/06	San Jose State	81-69	25-11 (.694)
50	11/23/07	vs. No. 6 Louisville	78-76	50-18 (.735)
75	11/20/08	North Florida	74-41	75-26 (.743)
100	11/20/09	at Hawaii	83-65	100-34 (.746)
125	03/06/10	at TCU	107-77	125-38 (.767)
150	02/09/11	at Air Force	90-52	150-42 (.781)
175	01/16/12	at San Diego	82-63	175-49 (.781)
200	01/19/13	San Diego	74-57	200-59 (.772)
225	02/06/14	Santa Clara	89-76	225-75 (.750)
250	02/07/15	at Loyola Marymount	87-68	250-86 (.744)
275	02/11/16	at San Francisco	114-89	275-96 (.741)

**BYU VS. PACIFIC**

Overall Series Record: BYU leads 7-5  
 BYU Record in Provo: 3-2  
 BYU Record at Pacific: 3-2  
 BYU Record at Neutral Sites: 1-1  
 BYU Record Under Dave Rose: 4-2

**Last 10 Games vs. Pacific**

3-20-71	vs. Pacific*	81-84	L
12-4-75	at Pacific	66-71	L
12-6-75	at Pacific	89-62	W
12-1-84	vs. Pacific#	72-63	W
11-30-96	Pacific	58-80	L
1-30-14	Pacific	88-78	W
2-13-14	at Pacific	82-89	L
1-15-15	at Pacific	93-80	W
2-14-15	Pacific	84-50	W
1-2-16	at Pacific	81-67	W
2-6-16	Pacific	72-77	L

\*NCAA Tournament  
 #Stanford Invitational

**Pacific's projected starting lineup**

No.	Name	Ht.	Pos.	Ppg	Rpg
22	Roy Bowles	6-5	G	14.1	4.8
2	T.J. Wallace	6-3	G	13.4	3.6
5	Anthony Townes	6-6	F	7.2	6.7
21	Jacob Lampkin	6-9	F	5.8	4.5
14	Max Tinsley	6-2	G	2.2	0.8

**Pacific's last game**

W, 56-53 at San Diego, 1/5/17


BYU	CATEGORY	PACIFIC
11-5, 2-1	W-L	7-9, 1-2
7-3	Last 10	4-6
4-1	Last 5	3-2
83.4	PPG	70.2
73.5	Opp PPG	70.2
+9.9	Margin	+0.1
.461	FG%	.412
.401	FG% Def	.429
.351	3FG%	.356
6.7	3FG/Game	6.3
.309	Opp 3FG%	.331
.736	FT%	.667
43.7	RPG	40.4
37.3	Opp RPG	35.0
+6.4	Margin	+5.4
17.3	Assist/Game	12.6
13.5	TO/Game	12.3
12.4	Opp TO/Game	11.7
-1.1	Margin	-0.6
6.9	Steals/Game	4.0
4.5	Blocks/Game	1.7

**BY THE NUMBERS**

- 4** TJ Haws scored 20 points in the season opener against Princeton to become the fourth freshman in team history to score 20-plus in his BYU debut. The other Cougars to achieve the mark are Mike Rose (26 points), Shaw Bradley (23) and Russell Larson (21).
- 6** The number of BYU players who were ranked in the top 100 of their respective recruiting classes, including: Yoeli Childs (53rd in 2016), Payton Dastrup (98th in 2014), Nick Emery (45th in 2013), TJ Haws (67th in 2014), Eric Mika (28th in 2013) and L.J. Rose (63rd in 2012).
- 7** BYU's season high in blocks, set in consecutive home games against Idaho State and CSU Bakersfield. Yoeli Childs had seven of the 14 blocks in the two games.
- 8** The number of double-doubles for Eric Mika. His most recent double-double came at Saint Mary's where he posted 28 points and 10 rebounds.
- 9** The number of offensive rebounds secured by Eric Mika against Princeton, tying the BYU single-game record. The record was previously set by four other Cougars with Ron Selleaze being the most recent at Colorado State on Feb. 12, 1998.
- 11** The number of consecutive seasons BYU has won at least 20 games. BYU has also reached the postseason in 11-straight seasons. Both streaks are program records.
- 13** BYU's 13 steals against Idaho State were a 2016-17 season high and the second-straight game the Cougars had double figure steals (BYU had 11 vs. Illinois).
- 15** The number of rebounds secured by Yoeli Childs against Coastal Carolina, tied for fifth most by a BYU freshman. He also tied the BYU record for most defensive rebounds by a freshman with 12.
- 18** BYU trailed by as many as 18 points (41-23) at Loyola Marymount before coming back to win 81-76. It was the largest deficit overcome by the Cougars to win since defeating Iona in the 2012 NCAA Tournament after trailing by 25 points. Last season BYU overcame deficits of 15 (at LMU), 13 (at Gonzaga and at San Diego), 12 (Creighton) and 11 (Belmont) in victories.
- 23** BYU's offensive rebound total against Utah State, tied for the third highest single game total in team history. Yoeli Childs and Braiden Shaw led the way with four apiece.
- 25** The number of consecutive games, dating back to last season, that Nick Emery has hit a 3-pointer. His streak is the third longest in BYU history.
- 137** The number of career 3s by Nick Emery, including a BYU freshman record 97 in 2015-16 and 40 so far this season. He is currently 11th all-time in career 3s at BYU. He is also second in career 3-point field goals per game at 2.6.
- 294** Dave Rose (2005 to present) is second all-time in BYU basketball history with 294 career victories, behind only the great Stan Watts, who coached the Cougars to 371 wins from 1949 to 1972 and was inducted into the Naismith Memorial Basketball Hall of Fame in 1986.

**THE BASKETBALL HALL OF FAME: HOOPHALL AWARDS**

BYU has two players named to preseason watch lists for awards presented by The Basketball Hall of Fame. Nick Emery is a candidate for the Jerry West Award – presented to the nation's top shooting guard – and Eric Mika is a candidate for the Kareem Abdul-Jabbar Award – presented to the nation's top center.



**LAST TIME OUT – BYU FALLS TO NO. 19 ST. MARY'S 81-68**

MORAGA, Calif. — Despite Eric Mika's 28 points, BYU men's basketball fell to No. 19 St. Mary's 81-68 at the McKeon Pavilion Thursday night.

"St. Mary's does a really good job countering everything you try to do," BYU head coach Dave Rose said. "Our guys never folded, but the main thing is St. Mary's just executed the game better than we did."

In addition to his 28 points, Mika pulled down 10 rebounds for the Cougars. Transfer Elijah Bryant scored 11 points off the bench, including two 3-pointers, and Nick Emery added nine points. Coming off a knee injury, Bryant played for the first time since Nov. 23.

St. Mary's outshot BYU 55.4 percent to 44.3 percent, including 64.3 percent in the first half.

BYU (11-5, 2-1 WCC) and SMC (13-1, 3-0 WCC) traded buckets en route to an 18-18 tie with 12:36 on the clock. Mika scored nine of the Cougars' first 18 points. The Gaels then pulled away on a 13-2 run to take a 33-20 lead with 8:59 left in the half.

A 3-pointer from freshman Steven Beo with 2:16 brought BYU within five points, 39-34. St. Mary's hit a layup and 3-pointer to extend their lead, 44-36, heading into halftime.

Mika came out of the break scoring seven-straight points in three minutes for the Cougars, once again coming within five points, 48-43. The Gaels then increased their advantage and maintained a double-digit lead the final 12 minutes of the game before coming out with an 81-68 win.

BYU returns to Provo to host Pacific Saturday, Jan. 7, at 7 p.m. MST. The game will be televised live on BYUtv and broadcast live on the Cougar IMG Sports Network, 102.7 FM/1160 AM and BYU Radio – Sirius XM 143.

**QUICK FACTS**

**University Information**

Location: Provo, Utah 84602  
 Elevation: 4,553 feet  
 Enrollment: 33,360 (Daytime)  
 Founded: October 15, 1875  
 Owned: The Church of Jesus Christ of Latter-day Saints  
 Nickname: Cougars  
 Mascot: Cosmo  
 Colors: Blue and White  
 Arena (capacity): Marriott Center (18,987)  
 Conference: West Coast Conference  
 President: Kevin J Worthen (BYU, 1979)  
 Athletic Director: Tom Holmoe (BYU, 1983)  
 Athletic Website: BYUcougars.com  
 Tickets: (801) 422-BYU1 or (800) 322-BYU1

**2016-17 Preview**

Lettermen Returning/Lost: 7/7  
 Newcomers: 7  
 Returning Redshirts: 1  
 Starters Returning/Lost: 4/2  
 Returning Scoring: 42.7% (1,322 of 3,093 pts)  
 Returning Rebounding: 41.1% (623 of 1,514 reb)  
 Returning Assists: 25.2% (154 of 611 ast)  
 Returning Blocks: 60.5% (98 of 162)  
 Returning Minutes: 40.3% (2,980 of 7,400)

**2015-16 Review**

Overall Record: 26-11  
 H/A/N Record: 16-2/6-6/4-3  
 Conference Record/Finish: 13-5 (3rd)  
 2016 Postseason: (3-1 in the NIT)  
 Semifinals: Valparaiso – L, -94  
 2015 Final National Ranking: NR/NR

**BYU Coaching Staff**

Head Coach: Dave Rose  
 Alma Mater (year): Houston (1983)  
 Record at School (years): 294-104 (12th year)  
 Career Division I Record (years): same  
 Basketball Office Fax: (801) 422-5965  
 Associate Head Coach (Alma Mater, year)  
 Tim LaComb (Utah, 2006)  
 Assistant Head Coach (Alma Mater, year)  
 Terry Nashif (BYU, 2005)  
 Assistant Coach (Alma Mater, year)  
 Quincy Lewis (Wagner, 1993)  
 Dir. of Basketball Operations: Andrew May (BYU, 2010)

**BYU History**

First Year of Basketball: 1903  
 All-Time Record: 1775-1064 (.625)  
 Winning Seasons: 89 (last 2015-16)  
 Regular Season Conf. Championships: 29 (last 2010-11)  
 Postseason Appearances (record): 41 (33-42)  
 Total NCAA Appearances (record): 29 (15-32)  
 Last NCAA Appearance: 2015  
 First Round: L vs. No. 11 seed Ole Miss, 90-94  
 Total NIT Appearances (Record): 12 (18-10)  
 Last NIT Appearance: 2016  
 Result: Advanced to the semifinals

**Media Relations**

Men's Basketball Contact: Kyle Chilton  
 Cell Phone: 801-372-2080  
 Office Phone: 801-422-4909  
 Email: kyle\_chilton@byu.edu

**Media Information**

Radio Station: Cougar IMG Sports Network/KSL  
 102.7 FM and 1160 AM  
 Play-By-Play Announcer: Greg Wrubell  
 Beat Writers: Jeff Call, Deseret News  
 Darnell Dickson, Daily Herald  
 Jay Drew, Salt Lake Tribune

**2016-17 BYU STARTING LINEUPS**

Opponent	(1)	(2)	(3)	(4)	(5)
Princeton	L.J. Rose	Nick Emery	TJ Haws	Kyle Davis	Eric Mika
Coppin State	L.J. Rose	Nick Emery	TJ Haws	Kyle Davis	Eric Mika
Coastal Carolina	L.J. Rose	Nick Emery	TJ Haws	Kyle Davis	Eric Mika
vs. Saint Louis	L.J. Rose	Nick Emery	TJ Haws	Kyle Davis	Eric Mika
vs. Valparaiso	L.J. Rose	Nick Emery	TJ Haws	Kyle Davis	Eric Mika
Utah Valley	L.J. Rose	Nick Emery	TJ Haws	Kyle Davis	Eric Mika
vs. Utah State	L.J. Rose	Nick Emery	TJ Haws	Yoeli Childs	Eric Mika
vs. USC	L.J. Rose	Nick Emery	TJ Haws	Yoeli Childs	Eric Mika
Weber State	L.J. Rose	Nick Emery	TJ Haws	Yoeli Childs	Eric Mika
Colorado	L.J. Rose	Nick Emery	TJ Haws	Yoeli Childs	Eric Mika
vs. Illinois	L.J. Rose	Nick Emery	TJ Haws	Yoeli Childs	Eric Mika
Idaho State	L.J. Rose	Nick Emery	TJ Haws	Yoeli Childs	Eric Mika
CSU Bakersfield	L.J. Rose	Nick Emery	TJ Haws	Yoeli Childs	Eric Mika
Santa Clara	L.J. Rose	Nick Emery	TJ Haws	Yoeli Childs	Eric Mika
at Loyola Marymount	L.J. Rose	Nick Emery	TJ Haws	Yoeli Childs	Eric Mika
at Saint Mary's	L.J. Rose	Nick Emery	TJ Haws	Yoeli Childs	Eric Mika
Pacific					
San Francisco					
at San Diego					
Pepperdine					
at Pacific					
at Santa Clara					
Loyola Marymount					
Gonzaga					
Portland					
at Pepperdine					
at San Francisco					
San Diego					
Saint Mary's					
at Portland					
at Gonzaga					
Won-Loss Records	(1)	(2)	(3)	(4)	(5)
4-2	L.J. Rose	Nick Emery	TJ Haws	Kyle Davis	Eric Mika
7-3	L.J. Rose	Nick Emery	TJ Haws	Yoeli Childs	Eric Mika

**GAMES PLAYED (RECORD)**

	2016-17	Career
Corbin Kaufusi	3 (2-1)	73 (51-22)
Nick Emery	16 (11-5)	52 (36-16)
Eric Mika	16 (11-5)	49 (32-17)
Kyle Davis	10 (6-4)	47 (31-16)
Jamal Aytes	15 (11-4)	37 (28-9)
Braiden Shaw	14 (9-5)	33 (26-7)
Davin Guinn	16 (11-5)	25 (19-6)
Yoeli Childs	16 (11-5)	16 (11-5)
TJ Haws	16 (11-5)	16 (11-5)
L.J. Rose	16 (11-5)	16 (11-5)
Colby Leifson	13 (9-4)	13 (9-4)
Steven Beo	13 (9-4)	13 (9-4)
Payton Dastrup	11 (7-4)	11 (7-4)
Zach Frampton	7 (6-1)	7 (6-1)
Elijah Bryant	6 (4-2)	6 (4-2)

**GAMES STARTED (RECORD)**

	2016-17	Career
Kyle Davis	6 (4-2)	43 (30-13)
Corbin Kaufusi	—	36 (26-10)
Nick Emery	16 (11-5)	48 (33-15)
Eric Mika	16 (11-5)	45 (28-17)
TJ Haws	16 (11-5)	16 (11-5)
L.J. Rose	16 (11-5)	16 (11-5)
Yoeli Child	10 (7-3)	10 (7-3)

**STREAKS**

Streak	2016-17	Overall
Current won/loss streak	1 loss	same
At home	5 wins	same
On the road	1 loss	same
On a neutral floor	2 losses	same
At home vs. Nonconference	4 wins	same
At home vs. WCC	1 win	same
On the road vs. Nonconference	—	3 losses
On the road vs. WCC	1 loss	same
On a neutral floor vs. Nonconference	2 losses	same
On a neutral floor vs. WCC	—	1 loss
At regular season tournament	1 loss	same
At WCC Tournament	—	1 loss
NCAA Tournament	—	3 losses
At NIT	—	1 loss
Games with a 3-point make	16 games	100 games
Vs. In-state teams	2 wins	same
At home vs. in-state teams	1 win	same
On the road vs. in-state teams	—	1 loss
On a neutral floor vs. in-state teams	4 wins	same

**LEADS AND DEFICITS, BYU'S BIGGEST...**

Halftime lead	20 (47-27 vs. CSUB, 12/22/16)
Halftime lead lost in defeat	2 (46-44 vs. Valparaiso, 11/23/16)
Halftime deficit	13 (34-47 at LMU, 12/31/16)
Halftime deficit erased in victory	13 (34-47 at LMU, 12/31/16)
Overall lead	42 (96-54 vs. Coppin State, 11/17/16)
Margin of victory	37 (96-54 vs. Coppin State, 11/17/16)
Margin of defeat	13 (101-114 vs. Utah Valley, 11/26/16)
	13 (68-81 at Saint Mary's, 1/5/17)
Lead lost in defeat	12 (21-9 vs. Valparaiso, 11/23/16)
Overall deficit	18 (23-41 at LMU, 12/31/16)
Deficit overcome in victory	18 (23-41 at LMU, 12/31/16)

**Rose vs. the state**

BYU basketball coach Dave Rose has compiled a record of 36-10 vs. in-state opponents since taking over in 2005-06. He has the best winning percentage (.783) of any coach vs. in-state teams during that time and the most wins. This season, BYU fell 114-101 to Utah Valley at home on Nov. 26, defeated Utah State 77-63 at Vivint Smart Home Arena and won at home against Weber State 77-66.

Opponent	W	L	Opponent	W	L	Opponent	W	L
Utah	12	6	Weber State	12	0	Utah Valley	1	1
Utah State	8	3	Southern Utah	3	0			



**AWARDS CANDIDATES**

**Nick Emery**

- Has hit a 3-pointer in 25-straight games dating back to last season, the third longest streak in BYU history
- Tied his career-high with 37 points against Utah Valley
- Has hit five 3s three times this season
- Has scored in double figures in 11 of 16 games this season
- Leads BYU with 40 3-point field goals
- Candidate for the Jerry West Award
- Preseason All-WCC
- All-WCC Second Team and All-WCC Freshman Team in 2015-16

**Eric Mika**

- Candidate for the Kareem Abdul-Jabbar Award
- Preseason All-WCC
- Scored a career-high 29 points vs. USC
- Scored 26 points and had a career-best 18 rebounds in BYU's opener against Princeton
- Tied the BYU single-game record with 9 offensive boards against Princeton
- Has eight double-doubles and eight 20-point games
- Has seven games with multiple blocks, include four blocks against Utah State and six games with 3-plus blocks
- Has shot 50.0 percent or better in 10 of 16 games
- Nov. 21 and Dec. 12 WCC Player of the Week
- Named to the WCC All-Freshman Team in 2013-14
- Received Silver Honors on the WCC Commissioner's Honor Roll

**NOTES AND STORYLINES**

**Dave Rose**

BYU head coach Dave Rose has led the Cougars to one of the most successful eras in program history since taking over in 2005. His career record of 294-104 ranks him second in BYU history in total victories and first in winning percentage (.739). Rose has been named conference coach of the year three times, led the Cougars to four conference titles, eight NCAA tournament appearances, three NIT appearances, eight 25-win seasons and 11 20-win seasons. In 2010, he led BYU to its first NCAA tournament victory in 17 years and the Cougars won at least one postseason game in the next three seasons.

**BYU and the Postseason**

Under Dave Rose, BYU has reached the postseason in 11-straight seasons, a school record. The previous record was six-straight seasons (1989-90 to 1994-95). During that time the Cougars have earned eight bids to the NCAA tournament and three to the NIT. The Cougars' eight NCAA tournament bids in the last 11 years are more than 217 NCAA Division I schools have since beginning their programs.

**Rose among the nation's best**

Dave Rose is 10th in career winning percentage among active NCAA Division I head coaches (as of 1/3/16).

Rk	Coach	Yrs.	W	L	Pct.	Rk	Coach	Yrs.	W	L	Pct.
1	Mark Few, Gonzaga	18	480	111	.8122	9	Rick Pitino, Louisville	32	757	264	.7414
2	Roy Williams, UNC	29	795	212	.7895	10	Dave Rose, BYU	12	294	103	.7406
3	John Calipari, Kentucky	25	631	187	.7714	11	Jamie Dixon, Pittsburgh	14	339	126	.7290
4	Mike Krzyzewski, Duke	42	1055	323	.7656	12	Bruce Pearl, Auburn	22	498	188	.7259
5	Bill Self, Kansas	24	604	189	.7617	13	Tim Cluess, Iona	11	247	94	.7243
6	Steve Prohm, Iowa State	11	136	44	.7556	14	Jim Boeheim, Syracuse	41	892	348	.7194
7	Thad Matta, Ohio State	17	432	143	.7513	15	Greg Marshall, Wichita State	19	436	171	.7183
8	Sean Miller, Arizona	13	321	110	.7448						

**Keeping up with the Cougars**

BYU basketball has consistently ranked among the top offensive teams in the country since 2009. Since 2009, BYU is the only team in the country to be ranked among the top-15 in scoring each year. During that span, the Cougars finished second (2009-10, 2014-15), third (2013-14), seventh (2010-11), 12th (2012-13) and 13th (2011-12). In 2015-16, BYU averaged 83.6 points per game, 9th in the country. The Cougars are averaging 83.4 points per game in 2016-17.

**Missions**

Nine of BYU's players and four members of the coaching staff have served missions for The Church of Jesus Christ of Latter-day Saints. See the list below:

Players	Coaches
Payton Dastrup: Panama	Dave Rose: England
Kyle Davis: Detroit	Tim LaComb: Boston
Nick Emery: Germany	Andrew May: Washington, D.C.
Zach Frampton: Chile	Terry Nashif: Columbia, South Carolina
Davin Guinn: Mexico	
TJ Haws: France	
Corbin Kaufusi: South Korea	
Eric Mika: Italy	
Braiden Shaw: Sacramento, California	

**From the gridiron to the hardwood**

Junior forward Corbin Kaufusi is following in the footsteps of his brother Bronson this season as he is playing on the BYU football and basketball teams. Kaufusi played defensive end for Kalani Sitake in the fall and switched back to playing center for Dave Rose just in time for West Coast Conference play. He made his debut against Santa Clara, playing four minutes. In his football debut against Arizona, Kaufusi had four solo tackles and one sack. He finished the regular season with 13 games played, four stars, 31 tackles, 2.5 sacks, 2 blocked kicks and 1 pass breakup. In two years with the basketball team, Kaufusi has played in 73 games and made 36 starts.

**Record-breaking brothers**

Sophomore guard Nick Emery and freshman guard TJ Haws both have brothers who played for Dave Rose and set records during their BYU careers. Emery's brother Jackson played at BYU from 2005-06, 2008-11, and became BYU's record holder for steals in a season (101 in 2010-11) and career (249). Haws' older brother Tyler played from 2009-10, 12-15 and finished his career as BYU's all-time leading scorer with 2,720 career points.

**Together again**

Four members of the 2016-17 BYU basketball team – Nick Emery, TJ Haws, Eric Mika and Zach Frampton – and assistant coach Quincy Lewis are being reunited in 2016-17. Prior to coming to BYU, Lewis was the head coach at Lone Peak High School and in 2012-13, he had Emery, Haws, Mika and Frampton on his team. That season the Knights finished 26-1, won the Utah 5A state title and the MaxPreps.com National Championship. Emery, Haws and Mika were all named first-team all-state while Emery was named Mr. Basketball by the Deseret News and the Utah Gatorade Player of the Year.

**BYU'S RECORD WHEN ...**

Venue	16-17	H	A	N	Under Rose
Overall	11-5	8-1	1-1	2-3	294-104
Home	8-1	—	—	—	168-18
Away	1-1	—	—	—	83-53
Neutral	2-3	—	—	—	43-33
Lead at the half/end of game...	16-17	H	A	N	Under Rose
BYU leads at the half	10-1	8-0	0-0	2-1	242-29
Opponent leads at the half	1-4	0-1	1-1	0-2	43-69
Score tied at the half	0-0	0-0	0-0	0-0	9-6
BYU leads w/5 min left	10-0	8-0	0-0	2-0	276-9
Opponent leads w/5 min left	1-5	0-1	1-1	0-3	15-93
Score tied w/5 min left	0-0	0-0	0-0	0-0	3-2
BYU leads w/1 min left	10-0	8-0	0-0	2-0	287-2
Opponent leads w/1 min left	0-5	0-1	0-1	0-3	3-96
Score tied w/1 min left	1-0	0-0	1-0	0-0	4-6
Game goes into overtime	0-0	0-0	0-0	0-0	8-8
BYU scores...	16-17	H	A	N	Under Rose
100-plus points	0-1	0-1	0-0	0-0	16-2
90-99 points	2-0	1-0	0-0	1-0	59-3
80-89 points	6-2	5-0	1-0	0-2	100-18
70-79 points	3-1	2-0	0-0	1-1	93-32
60-69 points	0-1	0-0	0-1	0-0	22-43
60 or less points	0-0	0-0	0-0	0-0	4-6
Opponent scores...	16-17	H	A	N	Under Rose
100-plus points	0-1	0-1	0-0	0-0	2-4
90-99 points	0-2	0-0	0-0	0-2	4-13
80-89 points	0-1	0-0	0-1	0-0	21-38
70-79 points	4-1	3-0	1-0	0-1	68-40
60-69 points	4-0	2-0	0-0	2-0	120-9
50-59 points	3-0	3-0	0-0	0-0	58-0
50 or less points	0-0	0-0	0-0	0-0	21-0
BYU double figure scorers	16-17	H	A	N	Under Rose
One player in double figures	0-0	0-0	0-0	0-0	1-4
Two players in double figures	1-1	1-0	0-1	0-0	33-22
Three players in double figures	4-2	3-1	0-0	1-1	99-49
Four players in double figures	6-2	4-0	1-0	1-2	105-24
Five players in double figures	0-0	0-0	0-0	0-0	43-5
Six players in double figures	0-0	0-0	0-0	0-0	12-0
Seven players in double figures	0-0	0-0	0-0	0-0	1-0
Shooting, rebounding and TOs	16-17	H	A	N	Under Rose
BYU shoots 50% or better	5-0	4-0	0-0	1-0	131-10
Opponent shoots 50% or better	0-2	0-1	0-1	0-0	16-35
BYU outshoots opponent	9-0	8-0	0-0	1-0	237-19
Opponent outshoots BYU	2-5	0-1	1-1	1-3	56-83
Teams shoot equal FG%	0-0	0-0	0-0	0-0	1-2
BYU outrebounds opponent	9-1	7-0	0-0	2-1	225-29
Opponent outrebounds BYU	1-4	0-1	1-1	0-2	55-68
BYU, opponent tie in rebounds	1-0	1-0	0-0	0-0	13-7
BYU has a positive TO margin	3-3	1-1	1-1	1-1	184-43
BYU has a negative TO margin	6-1	6-0	0-0	0-1	80-48
BYU, opponent tie in TOs	2-1	1-0	0-0	1-1	29-13
Wins, losses and rest	16-17	H	A	N	Under Rose
Coming off a win	7-4	5-0	1-1	1-3	210-84
Coming off a loss	4-1	3-1	0-0	1-0	84-20
Two-plus days between games	7-4	6-1	0-1	1-2	233-77
One day between games	4-1	2-0	1-0	1-1	48-13
Playing the next day	0-0	0-0	0-0	0-0	13-14
Days	16-17	H	A	N	Under Rose
Monday	2-0	1-0	0-0	1-0	9-4
Tuesday	1-0	1-0	0-0	0-0	39-10
Wednesday	1-1	0-0	0-0	1-1	55-16
Thursday	4-1	4-0	0-1	0-0	44-22
Friday	0-0	0-0	0-0	0-0	29-7
Saturday	3-3	2-1	1-0	0-2	118-45

**BYU'S RECORD WHEN ...**

On television	16-17	H	A	N	Under Rose
All games on TV	10-4	8-0	1-1	1-3	256-97
On BYUtv	7-0	5-0	0-0	1-0	95-8
On ESPN	0-0	0-0	0-0	0-0	2-4
On ESPN2	2-1	2-0	0-0	0-1	16-21
On ESPN3	0-2	0-0	0-1	0-1	24-10
On ESPNEWS	0-0	0-0	0-0	0-0	1-0
On SSN/ROOT Sports	1-0	0-0	1-0	0-0	9-7
On truTV	0-0	0-0	0-0	0-0	1-4
On CBS	0-0	0-0	0-0	0-0	4-5
On Pac-12 Network	0-0	0-0	0-0	0-0	0-4
On Big Ten Network	0-1	0-0	0-0	0-1	0-2
Top 25	16-17	H	A	N	Under Rose
vs. a top 25 opponent	0-1	0-0	0-1	0-0	12-28
as a top 25 team	0-0	0-0	0-0	0-0	57-16
Months	16-17	H	A	N	Under Rose
November	5-2	3-1	0-0	2-1	58-16
December	6-2	5-0	1-0	0-2	68-25
January	0-0	0-0	0-0	0-0	68-24
February	0-0	0-0	0-0	0-0	63-15
March	0-0	0-0	0-0	0-0	37-22
April	0-0	0-0	0-0	0-0	0-1
Margin of victory/defeat	16-17	H	A	N	Under Rose
1-4 points	0-2	0-0	0-0	0-2	31-29
5-9 points	3-1	2-0	1-0	0-1	51-30
10-15 points	3-2	2-1	0-1	1-0	77-27
16-19 points	1-0	1-0	0-0	0-0	33-13
20-29 points	0-0	0-0	0-0	0-0	55-5
30-39 points	3-0	2-0	0-0	1-0	30-0
40-49 points	0-0	0-0	0-0	0-0	9-0
50+ points	0-0	0-0	0-0	0-0	6-0
BYU points per possession	16-17	H	A	N	Under Rose
> 1.4	0-0	0-0	0-0	0-0	6-0
1.3-1.399	0-0	0-0	0-0	0-0	23-0
1.2-1.299	1-0	1-0	0-0	0-0	73-0
1.1-1.199	3-1	1-0	1-1	1-0	79-12
1.0-1.099	7-4	6-1	0-0	1-3	86-42
0.9-0.999	0-0	0-0	0-0	0-0	24-33
0.8-0.899	0-0	0-0	0-0	0-0	3-16
< 0.8	0-0	0-0	0-0	0-0	0-1
Opp points per possession	16-17	H	A	N	Under Rose
> 1.4	0-0	0-0	0-0	0-0	0-0
1.3-1.399	0-1	0-0	0-1	0-0	0-3
1.2-1.299	0-0	0-0	0-0	0-0	3-18
1.1-1.199	0-3	0-1	0-0	0-2	13-43
1.0-1.099	1-1	0-0	1-0	0-1	64-33
0.9-0.999	4-0	4-0	0-0	0-0	94-6
0.8-0.899	3-0	2-0	0-0	1-0	64-1
< 0.8	3-0	2-0	0-0	1-0	56-0

**DUNKS**

	2016-17	Career
Corbin Kaufusi	0	34
Eric Mika	17	40
Kyle Davis	3	16
Nick Emery	1	2
Yoeli Childs	19	19
Braiden Shaw	2	2
BYU	42	
Opponents	25	

**LATE GAME FREE THROWS, 5:00-2:00**

Player	Season	Career
Eric Mika	19-26 (.731)	28-40 (.700)
Corbin Kaufusi	0-0 (.000)	7-16 (.438)
Braiden Shaw	0-0 (.000)	2-4 (.500)
Kyle Davis	2-2 (1.000)	9-14 (.643)
Nick Emery	6-6 (1.000)	17-19 (.895)
Davin Guinn	2-2 (1.000)	5-8 (.625)
TJ Haws	5-6 (.833)	5-6 (.833)
Yoeli Childs	0-2 (.000)	0-2 (.000)
Totals	34-44 (.773)	
Under Rose	736-1009 (.729)	

**LATE GAME FREE THROWS, 2:00-0:00**

Player	Season	Career
Eric Mika	4-6 (.667)	6-9 (.667)
Corbin Kaufusi	0-0 (.000)	3-5 (.600)
Braiden Shaw	0-2 (.000)	1-5 (.200)
Nick Emery	8-9 (.889)	29-33 (.879)
Kyle Davis	2-4 (.500)	7-11 (.636)
Jamal Aytes	0-0 (.000)	3-4 (.750)
Davin Guinn	1-2 (.500)	3-4 (.750)
L.J. Rose	10-12 (.833)	10-12 (.833)
Elijah Bryant	1-2 (.500)	1-2 (.500)
TJ Haws	4-6 (.667)	4-6 (.667)
Yoeli Childs	2-4 (.500)	2-4 (.500)
Steven Beo	1-4 (.250)	1-4 (.250)
Totals	33-51 (.647)	
Under Rose	967-1295 (.747)	

2016-17 SCORING BY HALF (BYU-OPPONENT)

Opponent	1st half	Margin	FG %	2nd half	Margin	FG %	OT	Margin	FG %	Final	Margin	FG %
Princeton	44-35	+9	46.4-36.1	38-38	0	34.4-38.9	--	--	--	82-73	+9	40.0-37.5
Coppin State	48-32	+16	48.5-30.2	48-27	+21	56.3-21.1	--	--	--	96-59	+37	52.3-25.9
Coastal Carolina	40-25	+15	45.7-26.3	41-40	+1	50.0-42.1	--	--	--	81-65	+16	47.8-34.2
vs. Saint Louis	40-33	+7	46.4-33.3	52-29	+23	54.1-36.7	--	--	--	92-62	+30	50.8-34.8
vs. Valparaiso	46-44	+2	42.9-45.5	43-48	-5	44.0-41.9	--	--	--	89-92	-3	43.3-43.8
Utah Valley	52-54	-2	52.8-52.9	49-60	-11	42.9-52.9	--	--	--	101-114	-13	47.4-52.9
vs. Utah State	37-31	+6	38.6-43.8	40-32	+8	29.6-38.7	--	--	--	77-63	+14	35.2-41.3
vs. USC	32-39	-7	36.1-38.5	52-52	0	51.5-55.6	--	--	--	84-91	-7	43.5-45.5
Weber State	37-28	+9	48.4-39.3	40-38	+2	46.4-46.4	--	--	--	77-66	+11	47.5-42.9
Colorado	40-38	+2	48.5-45.5	39-33	+6	40.0-31.0	--	--	--	79-71	+8	44.8-38.7
vs. Illinois	37-43	-6	43.3-52.9	36-32	+4	41.9-40.0	--	--	--	73-75	-2	42.6-46.9
Idaho State	39-31	+8	40.6-35.7	45-27	+18	65.4-32.4	--	--	--	84-58	+26	51.7-33.9
CSU Bakersfield	47-27	+20	58.6-27.0	34-44	+10	45.0-47.6	--	--	--	81-71	+10	53.1-38.0
Santa Clara	44-26	+18	53.3-28.1	45-33	+12	53.3-32.4	--	--	--	89-59	+30	53.3-30.4
at Loyola Marymount	34-47	-13	35.5-54.8	47-29	+18	50.0-41.9	--	--	--	81-76	+5	42.6-48.4
at Saint Mary's	36-44	-8	48.3-64.3	32-37	-5	40.6-46.4	--	--	--	68-81	-13	44.3-55.4
Pacific												
San Francisco												
at San Diego												
Pepperdine												
at Pacific												
at Santa Clara												
Loyola Marymount												
Gonzaga												
Portland												
at Pepperdine												
at San Francisco												
San Diego												
Saint Mary's												
at Portland												
at Gonzaga												
Totals	40.8-36.1	+4.8	45.6-40.2	42.6-37.4	+5.1	46.7-40.1	--	--	--	83.4-73.5	+9.9	46.1-40.1

\* Superlatives in bold

2016-17 Offensive Trends (BYU-Opponent)

Opponent	Points/Point	Points Off TO	2nd Chance Points	Fastbreak Points	Bench Points	Big Run	Big Lead
Princeton	32 30	13 8	22 12	4 0	10 30	10-0/5-0	11/5
Coppin State	46 24	16 15	15 7	17 4	45 29	12-0/5-0	42/--
Coastal Carolina	40 32	8 13	5 13	6 2	23 27	6-0/8-0	24/--
vs. Saint Louis	58 32	18 17	15 15	4 2	27 15	16-0/10-0	30/--
vs. Valparaiso	26 34	11 22	12 13	4 6	32 6	8-0/7-0	12/8
Utah Valley	58 36	22 19	16 10	11 12	18 35	9-0/15-0	5/16
vs. Utah State	36 32	15 14	20 10	7 3	14 15	8-0/9-0	14/5
vs. USC	48 42	12 19	15 12	6 12	14 20	12-0/10-0	10/16
Weber State	44 28	20 15	17 10	4 8	15 11	7-0/10-0	13/1
Colorado	28 24	10 19	14 9	0 4	8 16	8-0/10-0	10/3
vs. Illinois	42 36	14 21	7 16	14 4	9 28	11-0/8-0	1/16
Idaho State	34 14	16 9	11 5	6 4	17 14	11-0/6-0	28/--
CSU Bakersfield	28 34	9 17	8 10	13 12	9 32	10-0/7-0	23/--
Santa Clara	34 20	11 7	11 9	2 3	30 21	10-0/4-0	35/--
at Loyola Marymount	26 40	15 11	14 12	0 3	5 33	11-0/10-0	5/18
at Saint Mary's	38 42	7 4	11 10	2 4	16 7	5-0/13-0	3/15
Pacific							
San Francisco							
at San Diego							
Pepperdine							
at Pacific							
at Santa Clara							
Loyola Marymount							
Gonzaga							
Portland							
at Pepperdine							
at San Francisco							
San Diego							
Saint Mary's							
at Portland							
at Gonzaga							
Totals	618 500	231 251	220 189	114 87	301 367		
Times Led, Record (W/L/T)	9-3/2-2/0-0	8-2/3-3/0-0	8-3/2-2/1-0	7-1/4-4/0-0	5-2/6-3/0-0		
Under Rose (W/L/T)	194-39/83-63/17-2	232-41/54-57/8-6	184-49/90-50/20-5	212-54/51-35/31-15	168-38/119-62/7-3		

\* Superlatives in bold



2016-17 WCC Standings (as of 1/5/17)

	Overall	Pct	WCC	Pct
Gonzaga	15-0	1.000	3-0	1.000
Saint Mary's	13-1	.929	3-0	1.000
BYU	11-5	.688	2-1	.667
Portland	9-6	.600	2-1	.667
Santa Clara	8-8	.500	2-1	.667
San Francisco	11-5	.688	1-2	.333
Pacific	7-9	.438	1-2	.333
Pepperdine	5-10	.333	1-2	.333
Loyola Marymount	7-7	.500	0-3	.000
San Diego	7-8	.467	0-3	.000

2016-17 WCC Players of the Week

Nov. 14	Jock Landale, Saint Mary's
Nov. 21	Eric Mika, BYU
Nov. 28	Nigel Williams-Goss, Gonzaga
Dec. 5	Brett Bailey, San Diego
Dec. 12	Eric Mika, BYU
Dec. 19	Gabe Taylor, Portland
Dec. 26	Jared Brownridge, Santa Clara
Jan. 2	Alec Wintering, Portland

2016-17 Preseason All-WCC Team

Player	School	Yr.	Pos.
Jared Brownridge	Santa Clara	Sr.	G
Nick Emery	BYU	So.	G
Przemek Karnowski	Gonzaga	Sr.	C
Eric Mika	BYU	So.	C
Lamond Murray Jr.	Pepperdine	Sr.	G/F
Emmett Naar	Saint Mary's	Jr.	G
Josh Perkins	Gonzaga	So.	G
Dane Pineau	Saint Mary's	Sr.	F
Joe Rahon	Saint Mary's	Sr.	G
Alec Wintering	Portland	Sr.	G

2016-17 WCC Preseason Poll

Team (First Place Votes)	Points
1. Gonzaga (7)	79
2. Saint Mary's (3)	75
3. BYU	65
4. Pepperdine	53
5. Santa Clara	49
6. Loyola Marymount	34
7. Pacific	29
8. Portland	28
9. San Francisco	27
10. San Diego	11

TEAM	All	Conf
WCC Stats (as of 1/5/17)		
Scoring Offense	2	2
Scoring Defense	8	7
Scoring Margin	3	3
FT Percentage	5	6
FG Percentage	5	3
FG Percentage Defense	2	5
3FG Percentage	9	1
3FG Percentage Defense	2	1
3-Point FG Made/Game	7	T3
Rebounding Offense	1	2
Rebounding Defense	10	10
Rebounding Margin	2	7
Blocked Shots	1	5
Assists	2	5
Steals	3	6
Turnover Margin	8	3
Assist/Turnover Ratio	5	1
Offensive Rebounds	4	T4
Defensive Rebounds	1	3
Defensive Reb Pct	3	8
Offensive Reb Pct	6	7
NCAA Stats (as of 1/5/17)	Rank	Actual
Won-Lost Percentage	78	68.8
Scoring Offense	29	83.4
Scoring Defense	219	73.4
Scoring Margin	65	10.0
Field-Goal Percentage	103	46.1
Field-Goal Pct Defense	63	40.1
3-Point Field Goals/Game	234	6.7
3-Point Field-Goal Pct	181	35.1
3-Point FG Defense	48	30.9
Free-Throw Percentage	67	73.6
Rebound Margin	32	6.4
Assists Per Game	26	17.3
Assist Turnover Ratio	60	1.28
Blocked Shots Per Game	72	4.5
Steals Per Game	110	6.9
Turnovers Per Game	180	13.5
Turnover Margin	247	-1.1
Personal Fouls Per Game	161	18.9
Offensive Rebounds Per Game	183	10.75
Defensive Rebounds Per Game	2	32.94
Total Rebounds Per Game	4	43.69

INDIVIDUAL	Top BYU player - All	Rank	Top BYU player - Conf	Rank
WCC (as of 1/5/17)				
Scoring	Eric Mika	2	Eric Mika	1
Rebounding	Eric Mika	2	Eric Mika	T1
FG Percentage	Yoeli Childs	6	TJ Haws	13
Assists	L.J. Rose	4	L.J. Rose	T7
FT Percentage	Nick Emery	3	Eric Mika	15
Steals	Nick Emery	1	Nick Emery	1
3FG Percentage	--	--	Steve Beo	1
3FG Made/Game	Nick Emery	6	Nick Emery	T5
Blocked Shots	Eric Mika	2	Eric Mika	T8
Assist/TO Ratio	L.J. Rose	3	L.J. Rose	1
Offensive Rebounds	Eric Mika	2	Eric Mika	T1
Defensive Rebounds	Yoeli Childs	1	Eric Mika	T1
Minutes Played	--	--	--	--
NCAA Stats (as of 1/5/17)	BYU Player	Rank	Actual	
Points Per Game	Eric Mika	30	20.7	
Field-Goal Percentage	Eric Mika	67	54.1	
Rebounds Per Game	Eric Mika Yoeli Childs	53 98	9.0 8.1	
Assists Per Game	L.J. Rose	44	5.4	
Blocked Shots Per Game	Eric Mika Yoeli Childs	74 100	1.69 1.5	
Steals Per Game	Nick Emery	33	2.13	
Assist Turnover Ratio	L.J. Rose	27	3.07	
Double-Doubles	Eric Mika Yoeli Childs	13 125	8 3	
Free Throws Made	Eric Mika	2	109	
Free Throw Attempts	Eric Mika	2	143	
Offensive Rebounds Per Game	Eric Mika	44	3.19	
Defensive Rebounds Per Game	Yoeli Childs	50	6.44	



No.	Name	Pos.	Ht.	Wt.	Yr.	Hometown (Previous School)
2	Zach Frampton	G	6-3	185	Fr.	Highland, Utah (Lone Peak HS)
3	Elijah Bryant	G	6-5	210	So.	Gwinnett, Georgia (Elon)
4	Nick Emery	G	6-2	185	So.	Alpine, Utah (Lone Peak HS)
5	L.J. Rose	G	6-3	200	Sr.	Houston, Texas (Houston)
10	Steven Beo	G	6-3	180	Fr.	Richland, Washington (Richland HS)
12	Eric Mika	F	6-10	230	So.	Alpine, Utah (Lone Peak HS)
13	Colby Leifson	G	6-4	190	Fr.	Suwanee, Georgia (North Gwinnett HS)
15	Payton Dastrup	F	6-10	250	Fr.	Mesa, Arizona (Mountain View HS)
21	Kyle Davis	F	6-8	225	Sr.	Draper, Utah (Utah State)
23	Yoeli Childs	F	6-8	225	Fr.	South Jordan, Utah (Bingham HS)
24	Davin Guinn	G	6-5	190	Jr.	Murrieta, California (UC Riverside)
30	TJ Haws	G	6-4	170	Fr.	Alpine, Utah (Lone Peak HS)
31	Braiden Shaw	F	6-9	210	So.	Eagle, Idaho (Eagle HS)
40	Jamal Aytes	F	6-6	235	Jr.	San Diego, California (UNLV)
44	Corbin Kaufusi	C	6-10	260	Jr.	Provo, Utah (Timpview HS)

Pronunciations	
JAMAL AYTES ATE-s or 8's	Erick Schork SH-ork
YOELI CHILDS YO-lee	TERRY NASHIF NASH-if
CORBIN KAUFUSI KAW-foo-see	ROBERT RAMOS RAY-mus
COLBY LEIFSON LAFE-son	
BRAIDEN SHAW BRAY-den	

Head Coach: Dave Rose, 12th year (Houston, 1983)  
 Associate Head Coach: Tim LaComb (Utah, 2006)  
 Assistant Head Coach: Terry Nashif (BYU, 2005)  
 Assistant Coach: Quincy Lewis (Wagner, 1993)  
 Director of Basketball Operations: Andrew May (BYU, 2010)  
 Coordinator of Player Development: Garrett Faucette (BYU, 2008)  
 Graduate Assistant: Lee Cummard (BYU, 2009)  
 Team Trainer: Robert Ramos (BYU, 1995)  
 Strength and Conditioning Coach: Erick Schork (Springfield, 1995)

2016-17 SEASON AND CAREER HIGHS					
#	Player		Points	Rebounds	Assists
2	Zach Frampton	Season	—	4 vs. Coppin State	1 vs. Saint Louis
		Career	Same	Same	Same
3	Elijah Bryant	Season	11 vs. Coppin State	7 vs. Coppin State	3 (2x) last vs. Coastal Carolina
		Career	Same	Same	Same
4	Nick Emery	Season	37 vs. Utah Valley	8 vs. Princeton	6 vs. Weber State
		Career	37 at San Francisco (2015-16)	9 vs. San Diego (2015-16)	7 vs. MVSU (2015-16)
5	L.J. Rose	Season	18 vs. Utah State	12 vs. Saint Louis	9 (2x) last vs. Illinois
		Career	Same	Same	Same
10	Steven Beo	Season	12 vs. Santa Clara	4 vs. Colorado	3 vs. Santa Clara
		Career	Same	Same	Same
12	Eric Mika	Season	29 vs. USC	18 vs. Princeton	6 vs. Colorado
		Career	Same	Same	Same
13	Colby Leifson	Season	6 vs. Illinois	3 vs. Coppin State	1 (3x) last vs. Illinois
		Career	Same	Same	Same
15	Payton Dastrup	Season	9 vs. Coppin State	4 vs. Saint Louis	1 (3x) last at LMU
		Career	Same	Same	Same
21	Kyle Davis	Season	22 vs. Saint Louis	6 (3x) last vs. Utah Valley	2 (3x) last vs. Valparaiso
		Career	23 vs. Harvard (2015-16)	20 vs. Utah Valley (2015-16)	4 (2x) last vs. Central Michigan (2015-16)
23	Yoeli Childs	Season	19 vs. CSU Bakersfield	15 vs. Coppin State	3 (2x) at LMU
		Career	Same	Same	Same
24	Davin Guinn	Season	11 vs. Valparaiso	6 vs. Utah State	1 (2x) last vs. Valparaiso
		Career	Same	3 vs. Portland (2015-16)	1 (3x) last vs. Valparaiso
30	TJ Haws	Season	20 (2x) last at LMU	6 (2x) last vs. Santa Clara	7 vs. Utah Valley
		Career	Same	Same	Same
31	Braiden Shaw	Season	10 vs. Utah State	6 vs. Santa Clara	1 (2x) last vs. Idaho State
		Career	Same	3 (2x) last vs. Portland (2015-16)	1 (5x) last vs. Idaho State (2016-17)
40	Jamal Aytes	Season	12 vs. Saint Louis	5 vs. Saint Louis	2 vs. Weber State
		Career	11 vs. Adams State (2015-16)	6 vs. New Mexico (2015-16)	Same
44	Corbin Kaufusi	Season	—	—	—
		Career	17 at Long Beach State (2015-16)	10 (2x) last at San Francisco (2015-16)	2 vs. San Diego (2015-16)

GEOGRAPHIC BREAKDOWN	
Arizona	Payton Dastrup
California	Jamal Aytes Davin Guinn
Georgia	Elijah Bryant Colby Leifson
Idaho	Braiden Shaw
Texas	L.J. Rose
Utah	Yoeli Childs, Kyle Davis, Nick Emery, Zach Frampton, TJ Haws, Corbin Kaufusi, Eric Mika
Washington	Steven Beo

CLASS BREAKDOWN			
Seniors	Juniors	Sophomores	Freshmen
Kyle Davis L.J. Rose	Jamal Aytes Davin Guinn Corbin Kaufusi	Elijah Bryant Nick Emery Eric Mika Braiden Shaw	Colby Leifson Steven Beo Payton Dastrup Yoeli Childs Zach Frampton TJ Haws

#2 • ZACH FRAMPTON  
6-3 • 185 • FR • GUARD



HIGHLAND, UTAH  
LONE PEAK HS

2016-17 SEASON — PPG: 0.0 RPG: 1.0 APG: 0.1 BPG: 0.0 SPG: 0.0 FG%: .000 3FG%: .000 FT%: .000

**In 2016-17 • Sophomore**

- Out with a thumb injury
- Grabbed 4 rebounds in his BYU debut against Coppin State
- Had 1 rebound and 1 assist vs. Saint Louis

**Before BYU**

- Played for Quincy Lewis at Lone Peak High School
- As a senior in 2013-14 averaged 11.3 points, 6.8 rebounds, 3.3 assists and 2.5 steals per game while helping Lone Peak to a record of 23-3 overall and 11-1 in region play
- Scored a career-best 24 against Pleasant Grove in the 5A state title game to help Lone Peak capture its fourth-straight state title

**Personal**

- Parents are Alan and Debbie Frampton
- Has three brothers and one sister
- His father Alan played one season at BYU in 1989-90
- Served a mission for The Church of Jesus Christ of Latter-day Saints in Chile

**2016-17 SEASON HIGHS**

PTS	—
1st H	—
2nd H	—
REB	4 vs. Coppin State – 11/17/16
AST	1 vs. Saint Louis – 11/19/16
STL	—
BLK	—
FGM	—
FGA	1 (2x) last vs. Saint Louis – 11/19/16
3PM	—
3PA	—
FTM	—
FTA	—

**MISCELLANEOUS**

	16-17	Career
Double-Figure Points	—	—
20-plus Points	—	—
Double-Figure Reb	—	—
Double-Doubles	—	—
3-plus Steals	—	—
3-plus Blocks	—	—
3-plus 3-point FG	—	—
Scoring Leader	—	—
Rebound Leader	—	—
Assist Leader	—	—

**2016-17 GAME-BY-GAME**

Opponent	Date	GS	Min	FG	FGA	Pct	3FG	FGA	Pct	FT	FTA	Pct	Off	Def	TR	Avg	PF	FO	A	TO	Blk	Stl	Pts	Avg
Princeton	11/14/16																							
DNP																								
Coppin State	11/17/16		8	0	1	.000	0	0	.000	0	0	.000	0	4	4	4.0	2	0	0	0	0	0	0	0.0
Coastal Carolina	11/19/16		3	0	0	.000	0	0	.000	0	0	.000	0	1	1	2.5	0	0	0	0	0	0	0	0.0
vs. Saint Louis	11/21/16		3	0	1	.000	0	0	.000	0	0	.000	0	1	1	2.0	0	0	1	0	0	0	0	0.0
vs. Valparaiso	11/23/16																							
DNP																								
Utah Valley	11/26/16																							
DNP																								
vs. Utah State	11/30/16		0	0	0	.000	0	0	.000	0	0	.000	0	0	0	1.5	0	0	0	0	0	0	0	0.0
vs. USC	12/03/16		6	0	0	.000	0	0	.000	0	0	.000	0	1	1	1.4	1	0	0	0	0	0	0	0.0
Weber State	12/07/16		4	0	0	.000	0	0	.000	0	0	.000	0	0	0	1.2	2	0	0	0	0	0	0	0.0
Colorado	12/10/16		0	0	0	.000	0	0	.000	0	0	.000	0	0	0	1.0	0	0	0	0	0	0	0	0.0
vs. Illinois	12/17/16																							
DNP																								
Idaho State	12/20/16																							
DNP																								
CSU Bakersfield	12/22/16																							
DNP																								
Santa Clara	12/29/16																							
DNP																								
at Loyola Marymount	12/31/16																							
DNP																								
at Saint Mary's	01/05/17																							
DNP																								
Pacific	01/07/17																							
San Francisco	01/12/17																							
at San Diego	01/14/17																							
Pepperdine	01/19/17																							
at Pacific	01/21/17																							
at Santa Clara	01/26/17																							
Loyola Marymount	01/28/17																							
Gonzaga	02/02/17																							
Portland	02/04/17																							
at Pepperdine	02/09/17																							
at San Francisco	02/11/17																							
San Diego	02/16/17																							
Saint Mary's	02/18/17																							
at Portland	02/23/17																							
at Gonzaga	02/25/17																							
Totals			0	24	0	2	.000	0	0	.000	0	0	.000	0	7	7	1.0	5	0	1	0	0	0	0.0


**CAREER STATISTICS (ALL GAMES)**

Year	GP	GS	Min	Avg	FG	FGA	Pct	3FG	FGA	Pct	FT	FTA	Pct	Off	Def	TR	Avg	PF	FO	A	TO	Blk	Stl	Pts	Avg
2016-17	7	0	24	3.4	0	2	.000	0	0	.000	0	0	.000	0	7	7	1.0	5	0	1	0	0	0	0	0.0
TOTAL	7	0	24	3.4	0	2	.000	0	0	.000	0	0	.000	0	7	7	1.0	5	0	1	0	0	0	0	0.0

**CAREER STATISTICS (CONFERENCE GAMES)**

Year	GP	GS	Min	Avg	FG	FGA	Pct	3FG	FGA	Pct	FT	FTA	Pct	Off	Def	TR	Avg	PF	FO	A	TO	Blk	Stl	Pts	Avg
2016-17																									
TOTAL																									

#3 • ELIJAH BRYANT  
6-5 • 210 • SO • GUARD



GWINNETT, GEORGIA  
ELON

2016-17 SEASON — PPG: 7.2 RPG: 3.5 APG: 1.3 BPG: 0.2 SPG 0.7 FG%: .300 3FG%: .143 FT%: .889

**In 2016-17 • Sophomore**

- Had 11 points and 2 rebounds at Saint Mary's, his first game since Nov. 23 vs. Valparaiso
- Totaled 9 points, 5 boards and 3 assists vs. Coastal Carolina
- Had 11 points, 7 rebounds, 3 assists and 2 steals vs. Coppin State
- Totaled 5 points, 6 rebounds, 1 assist and 1 steal vs. Princeton, his BYU debut

**In 2015-16 • Redshirt**

- Sat out due to NCAA transfer rules

**Before BYU**

- Averaged 14.2 points, 4.2 rebounds, 2.7 assists and 1.3 steals as a freshman at Elon
- Named the Colonial Athletic Conference Rookie of the Year and earned third-team All-CAA and CAA All-Rookie Team honors
- Named the CAA Rookie of the Week six times
- Registered a double-double with 15 points and 10 boards at William & Mary
- Scored a career-best 32 points at Drexel
- Totaled 25 points while hitting 6 3s and added 6 boards and 6 assists at home vs. William & Mary
- Prepped at New Hampton School in New Hampshire
- Averaged 13 points, 4 boards and 4 assists in 2013-14
- Led the Huskies to the NEPSAC AAA final

**Personal**

- Parents are Tyree and Israel Bryant

**2016-17 SEASON HIGHS**

PTS	11 (2x) last at Saint Mary's – 1/5/17
1st H	5 at Saint Mary's – 1/5/17
2nd H	9 vs. Coastal Carolina – 11/19/16
REB	7 vs. Coppin State – 11/17/16
AST	3 (2x) last vs. Coastal Carolina – 11/19/16
STL	2 vs. Coppin State – 11/17/16
BLK	1 vs. Coastal Carolina – 11/19/16
FGM	4 at Saint Mary's – 1/5/17
FGA	12 at Saint Mary's – 1/5/17
3PM	2 at Saint Mary's – 1/5/17
3PA	6 vs. Coastal Carolina – 11/19/16
FTM	5 (2x) last vs. Valparaiso – 11/23/16
FTA	6 vs. Valparaiso – 11/23/16

**MISCELLANEOUS**

	16-17	Career
Double-Figure Points	2 (1-1)	2 (1-1)
20-plus Points	–	–
Double-Figure Reb	–	–
Double-Doubles	–	–
3-plus Steals	–	–
3-plus Blocks	–	–
3-plus 3-point FG	–	–
Scoring Leader	–	–
Rebound Leader	–	–
Assist Leader	–	–

**2016-17 GAME-BY-GAME**

Opponent	Date	GS	Min	FG	FGA	Pct	3FG	FGA	Pct	FT	FTA	Pct	Off	Def	TR	Avg	PF	FO	A	TO	Blk	Stl	Pts	Avg
Princeton	11/14/16		15	1	6	.167	0	2	.000	3	4	.750	2	4	6	6.0	2	0	1	1	0	1	5	5.0
Coppin State	11/17/16		21	3	7	.429	0	3	.000	5	5	1.000	0	7	7	6.5	1	0	3	3	0	2	11	8.0
Coastal Carolina	11/19/16		20	3	9	.333	1	6	.167	2	2	1.000	0	5	5	6.0	2	0	3	1	1	0	9	8.3
vs. Saint Louis	11/21/16		6	0	2	.000	0	2	.000	0	0	.000	0	0	0	4.5	0	0	0	0	0	0	0	6.3
vs. Valparaiso	11/23/16		15	1	4	.250	0	3	.000	5	6	.833	0	1	1	3.8	3	0	1	3	0	1	7	6.4
Utah Valley	11/26/16																							
vs. Utah State	11/30/16																							
vs. USC	12/03/16																							
Weber State	12/07/16																							
Colorado	12/10/16																							
vs. Illinois	12/17/16																							
Idaho State	12/20/16																							
CSU Bakersfield	12/22/16																							
Santa Clara	12/29/16																							
at Loyola Marymount	12/31/16																							
at Saint Mary's	01/05/17																							
Pacific	01/05/17		19	4	12	.333	2	5	.400	1	1	1.000	0	2	2	3.5	4	0	0	1	0	0	11	7.2
San Francisco	01/12/17																							
at San Diego	01/14/17																							
Pepperdine	01/19/17																							
at Pacific	01/21/17																							
at Santa Clara	01/26/17																							
Loyola Marymount	01/28/17																							
Gonzaga	02/02/17																							
Portland	02/04/17																							
at Pepperdine	02/09/17																							
at San Francisco	02/11/17																							
San Diego	02/16/17																							
Saint Mary's	02/18/17																							
at Portland	02/23/17																							
at Gonzaga	02/25/17																							
Totals			0	96	12	.300	3	21	.143	16	18	.889	2	19	21	3.5	12	0	8	9	1	4	43	7.2

**CAREER STATISTICS (ALL GAMES)**

Year	GP	GS	Min	Avg	FG	FGA	Pct	3FG	FGA	Pct	FT	FTA	Pct	Off	Def	TR	Avg	PF	FO	A	TO	Blk	Stl	Pts	Avg
2016-17	6	0	96	16.0	12	40	.300	3	21	.143	16	18	.889	2	19	21	3.5	12	0	8	9	1	4	43	7.2
TOTAL	6	0	96	16.0	12	40	.300	3	21	.143	16	18	.889	2	19	21	3.5	12	0	8	9	1	4	43	7.2

**CAREER STATISTICS (CONFERENCE GAMES)**

Year	GP	GS	Min	Avg	FG	FGA	Pct	3FG	FGA	Pct	FT	FTA	Pct	Off	Def	TR	Avg	PF	FO	A	TO	Blk	Stl	Pts	Avg
2016-17	1	0	19	19.0	4	12	.333	2	5	.400	1	1	1.000	0	2	2	2.0	4	0	0	1	0	0	11	11.0
TOTAL	1	0	19	19.0	4	12	.333	2	5	.400	1	1	1.000	0	2	2	2.0	4	0	0	1	0	0	11	11.0

#4 • NICK EMERY  
6-2 • 185 • SO • GUARD



ALPINE, UTAH  
LONE PEAK HS

2016-17 SEASON — PPG: 15.3 RPG: 3.5 APG: 2.9 BPG 0.3 SPG 2.1 FG%: .417 3FG%: .374 FT%: .850

2016-17 • Sophomore

- Has made a 3-point field goal in 25-straight games dating back to 2015-16 – the third-longest streak in BYU history
- Had 20 points, hit 5 3-pointers and added 2 assists and 1 steal at LMU
- Scored 23 points on 5 of 7 shooting from 3 and added 5 rebounds, 1 block and 1 steal vs. CSU Bakersfield
- Scored a game-high 22 points and added 4 rebounds, 2 assists and 3 steals vs. Colorado
- Tied his career high with 37 points vs. Utah Valley ... added 4 assists and 2 steals
- Scored 15 points and added 8 rebounds, 4 assists and 3 steals vs. Princeton
- A candidate for the Jerry West Award
- Named to the All-WCC Preseason Team
- A team captain

2015-16 • Freshman

- Named to the All-West Coast Conference Second Team and the All-WCC Freshman Team
- Named the WCC Player of the Week (Feb. 15)
- Named to the WCC All-Tournament Team
- The College Sports Madness All-High Major Freshman of the Year
- Nationally was 23rd in 3-point field goal attempts, 25th in 3-point field goals made, 45th in field goal attempts, 59th in 3-point field goals per game, 77th in field goals made, 80th in 3-point field goal percentage, 90th in total points and 104th in steals

- Tied the BYU single-game record for 3-point field goals with 10 at San Francisco
- Finished the 2015-16 season 4th all-time in 3-pointers in a single season at BYU, 3rd in games with 3-plus 3-pointers
- Set the BYU freshman records for points in a single game, 3-pointers in a single game, games scoring in double figures, 3-point field goals and 3-point field goals per game

Before BYU

- A four-year starter for Quincy Lewis at Lone Peak High School
- As a senior, helped lead Lone Peak to 26-1 record, the 2012-13 MaxPreps.com National Title and the 5A Utah state title
- Averaged 17.9 points, 3.8 rebounds, 3.7 assists, 2.9 steals as a senior
- Named a third-team All-American by MaxPreps.com
- Named the 2012-13 Mr. Basketball by the Deseret News, the 5A MVP by the Salt Lake Tribune and the Utah Gatorade Player of the Year
- As a junior averaged 21.6 points, 3.4 threes, 4.0 rebounds, 2.3 assists and 2.4 steals and led Lone Peak to a 22-3 record, the 5A state title

Personal

- Wife's name is Sarah
- Parents are Derek and Patti Emery
- Has two brothers, Alex and Jackson, and one sister, Annie
- Brother Jackson played at BYU (2005-06, 08-11) and is the program's all-time steals leader
- Served a mission for The Church of Jesus Christ of Latter-day Saints in Germany

2016-17 SEASON HIGHS

PTS	37 vs. Utah Valley – 11/26/16
1st H	20 vs. Utah Valley – 11/26/16
2nd H	17 vs. Utah Valley – 11/26/16
REB	8 vs. Princeton – 11/14/16
AST	6 vs. Weber State – 12/7/16
STL	5 at Saint Mary's – 1/5/17
BLK	1 (5x) last vs. Santa Clara – 12/29/16
FGM	15 vs. Utah Valley – 11/26/16
FGA	28 vs. Utah Valley – 11/26/16
3PM	5 (3x) last at LMU – 12/31/16
3PA	12 vs. Utah Valley – 11/26/16
FTM	4 (2x) last vs. CSU Bakersfield – 12/22/16
FTA	5 (2x) last vs. Illinois – 12/17/16

CAREER HIGHS

PTS	37 (2x), last vs. Utah Valley – 11/26/16
1st H	20 (2x) last vs. Utah Valley – 11/26/16
2nd H	18 at Colorado – 12/12/15
REB	9 vs. San Diego – 02/20/16
AST	7 vs. MVSU – 11/25/15
STL	5 (2x) last at Saint Mary's – 1/5/17
BLK	2 vs. Valparaiso – 03/29/16
FGM	15 vs. Utah Valley – 11/26/16
FGA	28 vs. Utah Valley – 11/26/16
3PM	10 at San Francisco – 02/11/16
3PA	12 (2x) last vs. Utah Valley – 11/26/16
FTM	6 (3x) last at San Diego – 02/18/16
FTA	8 at San Diego – 02/18/16

MISCELLANEOUS

	16-17	Career
Double-Figure Points	11 (7-4)	43 (29-14)
20-plus Points	4 (3-1)	15 (12-3)
Double-Figure Reb	–	0 (0-0)
Double-Doubles	–	0 (0-0)
3-plus Steals	6 (3-3)	13 (7-6)
3-plus Blocks	–	0 (0-0)
3-plus 3-point FG	7 (3-4)	27 (16-11)
Scoring Leader	5 (3-2)	16 (12-4)
Rebound Leader	–	2 (2-0)
Assist Leader	2 (2-0)	6 (6-0)

2016-17 GAME-BY-GAME

Opponent	Date	GS	Min	FG	FGA	Pct	3FG	FGA	Pct	FT	FTA	Pct	Off	Def	TR	Avg	PF	FO	A	TO	Blk	Stl	Pts	Avg	
Princeton	11/14/16	*	37	6	14	.429	1	7	.143	2	2	1.000	1	7	8	8.0	2	0	4	3	0	3	15	15.0	
Coppin State	11/17/16	*	22	4	8	.500	2	6	.333	3	3	1.000	0	2	2	5.0	0	0	3	3	0	1	13	14.0	
Coastal Carolina	11/19/16	*	23	6	12	.500	2	6	.333	0	0	.000	0	2	2	4.0	0	0	3	0	0	1	14	14.0	
vs. Saint Louis	11/21/16	*	24	3	9	.333	1	3	.333	2	2	1.000	0	2	2	3.5	5	1	3	3	0	0	9	12.8	
vs. Valparaiso	11/23/16	*	33	5	16	.313	4	8	.500	4	5	.800	1	3	4	3.6	4	0	3	2	1	3	18	13.8	
Utah Valley	11/26/16	*	39	15	28	.536	5	12	.417	2	2	1.000	0	3	3	3.5	3	0	4	7	0	2	37	17.7	
vs. Utah State	11/30/16	*	37	3	15	.200	2	6	.333	2	2	1.000	0	6	6	3.9	1	0	3	3	0	1	10	16.6	
vs. USC	12/03/16	*	34	5	17	.294	3	11	.273	2	2	1.000	0	5	5	4.0	3	0	2	1	0	2	15	16.4	
Weber State	12/07/16	*	35	2	9	.222	1	4	.250	2	2	1.000	0	2	2	3.8	3	0	6	1	0	2	7	15.3	
Colorado	12/10/16	*	32	8	15	.533	3	8	.375	3	4	.750	0	4	4	3.8	3	0	2	2	0	3	22	16.0	
vs. Illinois	12/17/16	*	36	5	15	.333	3	8	.375	3	5	.600	0	4	4	3.8	2	0	4	2	1	4	16	16.0	
Idaho State	12/20/16	*	32	4	7	.571	1	3	.333	0	0	.000	0	2	2	3.7	1	0	3	3	1	3	9	15.4	
CSU Bakersfield	12/22/16	*	36	7	12	.583	5	7	.714	4	4	1.000	0	5	5	3.8	3	0	1	2	1	1	23	16.0	
Santa Clara	12/29/16	*	27	3	7	.429	1	3	.333	0	0	.000	0	4	4	3.8	1	0	2	0	1	2	7	15.4	
at Loyola Marymount	12/31/16	*	34	6	12	.500	5	11	.455	3	4	.750	0	1	1	3.6	3	0	2	1	0	1	20	15.7	
at Saint Mary's	01/05/17	*	32	3	8	.375	1	4	.250	2	3	.667	0	2	2	3.5	4	0	2	2	0	5	9	15.3	
Pacific	01/07/17																								
San Francisco	01/12/17																								
at San Diego	01/14/17																								
Pepperdine	01/19/17																								
at Pacific	01/21/17																								
at Santa Clara	01/26/17																								
Loyola Marymount	01/28/17																								
Gonzaga	02/02/17																								
Portland	02/04/17																								
at Pepperdine	02/09/17																								
at San Francisco	02/11/17																								
San Diego	02/16/17																								
Saint Mary's	02/18/17																								
at Portland	02/23/17																								
at Gonzaga	02/25/17																								
Totals			16	513	85	204	.417	40	107	.374	34	40	.850	2	54	56	3.5	38	1	47	35	5	34	244	15.3

CAREER STATISTICS (ALL GAMES)

Year	GP	GS	Min	Avg	FG	FGA	Pct	3FG	FGA	Pct	FT	FTA	Pct	Off	Def	TR	Avg	PF	FO	A	TO	Blk	Stl	Pts	Avg
2015-16	36	32	1132	31.4	203	478	.425	97	253	.383	82	96	.854	18	108	126	3.5	100	6	91	53	4	52	585	16.3
2016-17	16	16	513	32.1	85	204	.417	40	107	.374	34	40	.850	2	54	56	3.5	38	1	47	35	5	34	244	15.3
TOTAL	52	48	1645	31.6	288	682	.422	137	360	.381	116	136	.853	20	162	182	3.5	138	7	138	88	9	86	829	15.9

CAREER STATISTICS (CONFERENCE GAMES)

Year	GP	GS	Min	Avg	FG	FGA	Pct	3FG	FGA	Pct	FT	FTA	Pct	Off	Def	TR	Avg	PF	FO	A	TO	Blk	Stl	Pts	Avg
2015-16	18	18	560	31.1	103	239	.431	49	126	.389	37	46	.804	8	49	57	3.2	49	2	43	22	1	25	292	16.2
2016-17	3	3	93	31.0	12	27	.444	7	18	.389	5	7	.714	0	7	7	2.3	8	0	6	3	1	8	36	12.0
TOTAL	21	21	653	31.1	115	266	.432	56	144	.389	42	53	.792	8	56	64	3.0	57	2	49	25	2	33	328	15.6

#5 • L.J. ROSE  
6-3 • 200 • SR • GUARD



HOUSTON, TEXAS  
HOUSTON

2016-17 SEASON HIGHS

PTS	18 vs. Utah State – 11/30/16
1st H	9 vs. Idaho State – 12/20/16
2nd H	16 vs. Utah State – 11/30/16
REB	12 vs. Saint Louis – 11/19/16
AST	9 (2x) last vs. Illinois – 12/17/16
STL	2 (2x) last vs. Idaho State – 12/20/16
BLK	1 vs. Coastal Carolina – 11/19/16
FGM	3 (3x) last vs. Idaho State – 12/20/16
FGA	8 vs. Colorado – 12/17/16
3PM	3 vs. Idaho State – 12/20/16
3PA	5 vs. Idaho State – 12/20/16
FTM	10 vs. Utah State – 11/30/16
FTA	11 vs. Utah State – 11/30/16

MISCELLANEOUS

	16-17	Career
Double-Figure Points	1 (1-0)	1 (1-0)
20-plus Points	–	–
Double-Figure Reb	–	–
Double-Doubles	–	–
3-plus Steals	–	–
3-plus Blocks	–	–
3-plus 3-point FG	1 (1-0)	1 (1-0)
Scoring Leader	–	–
Rebound Leader	4 (2-2)	4 (2-2)
Assist Leader	10 (7-3)	10 (7-3)

2016-17 SEASON — PPG: 6.3 RPG: 5.3 APG: 5.4 BPG: 0.1 SPG: 0.9 FG%: .341 3FG%: .308 FT%: .861

2016-17 • Senior

- A team captain
- Has posted 5-plus assists 10 times
- Had 9 points, 9 boards and 4 assists against Santa Clara
- Hit a season-best 3 of 5 from 3 against Idaho State
- Totaled 7 points, 9 assists and 1 steal vs. Illinois
- Scored a season-high 18 points, added 9 rebounds and 6 assists vs. Utah State
- Totaled 7 points, 7 rebounds, 6 assists and 2 steals vs. Utah Valley
- Had 5 points, 12 rebounds and 8 assists vs. Saint Louis
- Totaled 5 points, 5 assists, 3 rebounds and 1 steal vs. Coppin State

Before BYU

- Played three seasons at Houston
- Played in two games in 2015-16 and averaged 3.5 points, 2.0 assists and 1.0 rebounds
- Played in two games in 2015-16 due to injury
- Played in and started 19 games as a junior in 2014-15 and averaged 9.8 points, 2.5 rebounds and 5.3 assists
- Scored a career-high 25 points at South Florida on Feb. 17, 2015
- Played in 28 games and started 25 as a sophomore in 2013-14 and averaged 8.9 points, 2.5 rebounds and 5.5 assists while shooting 40.0 percent from the field, 41.3 percent from 3 and 77.8 percent from the free-throw line
- Led the American Athletic Conference and was 29th in the nation in assists per game
- Posted a double-double with 16 points and 10 assists at Central Florida
- Played his freshman season at Baylor in 2012-13

- Dished out a career-best 12 assists vs. Hardin-Simmons on Jan. 19, 2013
- Played his senior year of high school for Russell Carr in 2011-12 at Westbury Christian High School
- Earned TABC All-State honors while leading the Wildcats to a 29-4 record
- Helped WCHS to the TAPPS-4A state championship game and earned All-Tournament honors
- Earned All-District 4 First Team and Class 4A All-State honors as a freshman and sophomore at Second Baptist School
- Named to ESPN RISE 2010 Underclass All-America team
- Following freshman season played on U16 National Team, traveling to 2009 FIBA Americas U16 Championship in Mendoza, Argentina
- Team won gold medal against tournament-host Argentina
- Ranked nation's No. 61 recruit by Scout.com, No. 63 by ESPN, No. 70 by MaxPreps.com and No. 74 by Rivals.com

Personal

- Full name is Lynden Bernard Rose, Jr.
- Parents are Lynden Sr. and Marilyn Rose
- Has one brother and one sister
- Brother Lynnard Rose plays football at Columbia
- Father played at Houston from 1980 to 1982 and was a member of Phi Slama Jama with BYU coach Dave Rose
- Served an internship during the summer of 2013 with U.S. Representative Al Green
- Majored in health at Houston

2016-17 GAME-BY-GAME

Opponent	Date	GS	Min	FG	FGA	Pct	3FG	FGA	Pct	FT	FTA	Pct	Off	Def	TR	Avg	PF	FO	A	TO	Blk	Stl	Pts	Avg
Princeton	11/14/16	*	31	1	6	.167	0	1	.000	2	4	.500	0	3	3	3.0	2	0	3	2	0	0	4	4.0
Coppin State	11/17/16	*	22	1	2	.500	1	2	.500	2	2	1.000	1	2	3	3.0	0	0	5	1	0	1	5	4.5
Coastal Carolina	11/19/16	*	32	3	6	.500	1	3	.333	2	2	1.000	0	6	6	4.0	1	0	9	3	1	1	9	6.0
vs. Saint Louis	11/21/16	*	33	1	5	.200	0	1	.000	3	4	.750	2	10	12	6.0	1	0	8	0	0	0	5	5.8
vs. Valparaiso	11/23/16	*	33	0	6	.000	0	2	.000	2	2	1.000	0	7	7	6.2	3	0	6	1	0	0	2	5.0
Utah Valley	11/26/16	*	31	1	6	.167	0	2	.000	5	6	.833	0	7	7	6.3	5	1	6	0	0	2	7	5.3
vs. Utah State	11/30/16	*	27	3	6	.500	2	4	.500	10	11	.909	3	6	9	6.7	0	0	6	1	0	1	18	7.1
vs. USC	12/03/16	*	26	2	5	.400	1	3	.333	0	0	.000	1	2	3	6.3	2	0	3	5	0	1	5	6.9
Weber State	12/07/16	*	27	2	6	.333	0	2	.000	0	0	.000	2	6	8	6.4	2	0	2	1	0	1	4	6.6
Colorado	12/10/16	*	24	2	8	.250	1	4	.250	0	0	.000	1	0	1	5.9	3	0	3	1	0	1	5	6.4
vs. Illinois	12/17/16	*	27	3	7	.429	1	4	.250	0	0	.000	0	1	1	5.5	1	0	9	1	0	1	7	6.5
Idaho State	12/20/16	*	29	3	5	.600	3	5	.600	0	0	.000	0	6	6	5.5	1	0	4	4	0	2	9	6.7
CSU Bakersfield	12/22/16	*	25	1	3	.333	1	3	.333	0	0	.000	2	4	6	5.5	1	0	8	7	0	1	3	6.4
Santa Clara	12/29/16	*	24	3	6	.500	0	1	.000	3	3	1.000	2	7	9	5.8	0	0	4	0	0	1	9	6.6
at Loyola Marymount	12/31/16	*	29	1	4	.250	0	1	.000	2	2	1.000	0	3	3	5.6	1	0	5	1	0	0	4	6.4
at Saint Mary's	01/05/17	*	25	2	4	.500	1	1	1.000	0	0	.000	0	1	1	5.3	4	0	5	0	0	1	5	6.3
Pacific	01/07/17																							
San Francisco	01/12/17																							
at San Diego	01/14/17																							
Pepperdine	01/19/17																							
at Pacific	01/21/17																							
at Santa Clara	01/26/17																							
Loyola Marymount	01/28/17																							
Gonzaga	02/02/17																							
Portland	02/04/17																							
at Pepperdine	02/09/17																							
at San Francisco	02/11/17																							
San Diego	02/16/17																							
Saint Mary's	02/18/17																							
at Portland	02/23/17																							
at Gonzaga	02/25/17																							
Totals			16	445	29	85	.341	12	39	31	36	.861	14	71	85	5.3	27	1	86	28	1	14	101	6.3

CAREER STATISTICS (ALL GAMES)

Year	GP	GS	Min	Avg	FG	FGA	Pct	3FG	FGA	Pct	FT	FTA	Pct	Off	Def	TR	Avg	PF	FO	A	TO	Blk	Stl	Pts	Avg
2016-17	16	16	445	27.8	29	85	.341	12	39	.308	31	36	.861	14	71	85	5.3	27	1	86	28	1	14	101	6.3
TOTAL	16	16	445	27.8	29	85	.341	12	39	.308	31	36	.861	14	71	85	5.3	27	1	86	28	1	14	101	6.3

CAREER STATISTICS (CONFERENCE GAMES)

Year	GP	GS	Min	Avg	FG	FGA	Pct	3FG	FGA	Pct	FT	FTA	Pct	Off	Def	TR	Avg	PF	FO	A	TO	Blk	Stl	Pts	Avg
2016-17	3	3	78	26.0	6	14	.429	1	3	.333	5	5	1.000	2	11	13	4.3	5	0	14	1	0	2	18	6.0
TOTAL	3	3	78	26.0	6	14	.429	1	3	.333	5	5	1.000	2	11	13	4.3	5	0	14	1	0	2	18	6.0



#10 • STEVEN BEO  
6-3 • 180 • FR • GUARD



RICHLAND, WASHINGTON  
RICHLAND HS

2016-17 SEASON — PPG: 2.4 RPG: 1.0 APG: 0.9 BPG: 0.0 SPG: 0.4 FG%: .458 3FG%: .500 FT%: .333

2016-17 • Freshman

- Set a new career high with 12 points on 4 of 4 shooting from the field and 3 of 3 shooting from 3 vs. Santa Clara ... added a career-high 3 assists
- Scored 7 points and tied his career high with 2 steals vs. CSU Bakersfield
- Scored 6 points against Idaho State
- Played 21 minutes and had 3 points, 4 rebounds, 2 assists, 2 steals vs. Colorado – all career highs

Personal

- Parents are Jill and Anthony Beo
- Has two sisters

Before BYU

- A four-year letterwinner for Earl Streufert at Richland High School
- Averaged 26.7 points, 6.1 rebounds and 4.4 assists as a senior and led Richland to an 18-5 record, the Mid-Columbia Conference title and the district title
- As a junior led the state in scoring at 27.7 points per game and set a Richland High single-game record with 49 points against Wenatchee
- As a junior and senior was named first-team all-state, was the Tri-City Herald All-Area Player of the Year and the Mid-Columbia Conference Player of the Year
- Earned 4A All-Tournament First Team honors while leading the Bombers to the quarterfinals of the 4A state tournament
- Started during his freshman and sophomore seasons and helped lead Richland to the state tournament each year
- As a sophomore helped the Bombers to a 25-1 record and a trip to the state title game
- Named second-team all-conference and earned 4A All-Tournament First Team honors

2016-17 SEASON HIGHS

PTS	12 vs. Santa Clara – 12/29/16
1st H	7 vs. Santa Clara – 12/29/16
2nd H	5 vs. Santa Clara – 12/29/16
REB	4 vs. Colorado – 12/10/16
AST	3 vs. Santa Clara – 12/29/16
STL	2 (2x) last vs. CSU Bakersfield – 12/22/16
BLK	–
FGM	4 vs. Santa Clara – 12/29/16
FGA	5 vs. Idaho State – 12/20/16
3PM	3 vs. Santa Clara – 12/29/16
3PA	3 vs. Santa Clara – 12/29/16
FTM	1 (3x) last vs. Santa Clara – 12/29/16
FTA	2 (4x) last vs. Santa Clara – 12/29/16

MISCELLANEOUS

	16-17	Career
Double-Figure Points	1 (1-0)	1 (1-0)
20-plus Points	–	–
Double-Figure Reb	–	–
Double-Doubles	–	–
3-plus Steals	–	–
3-plus Blocks	–	–
3-plus 3-point FG	1 (1-0)	1 (1-0)
Scoring Leader	–	–
Rebound Leader	–	–
Assist Leader	–	–

2016-17 GAME-BY-GAME

Opponent	Date	GS	Min	FG	FGA	Pct	3FG	FGA	Pct	FT	FTA	Pct	Off	Def	TR	Avg	PF	FO	A	TO	Blk	Stl	Pts	Avg	
Princeton	11/14/16		2	0	0	.000	0	0	.000	0	0	.000	0	0	0	0.0	1	0	0	0	0	0	0	0.0	
Coppin State	11/17/16		10	0	1	.000	0	1	.000	0	1	.000	0	1	1	0.5	1	0	1	0	0	0	0	0.0	
Coastal Carolina	11/19/16																								
vs. Saint Louis	11/21/16																								
vs. Valparaiso	11/23/16																								
Utah Valley	11/26/16		1	0	0	.000	0	0	.000	0	0	.000	0	0	0	0.3	0	0	0	0	0	0	0	0.0	
vs. Utah State	11/30/16		1	0	0	.000	0	0	.000	0	0	.000	0	0	0	0.3	1	0	0	1	0	0	0	0.0	
vs. USC	12/03/16		5	0	1	.000	0	1	.000	0	0	.000	0	0	0	0.2	0	0	0	0	0	0	0	0.0	
Weber State	12/07/16		1	0	0	.000	0	0	.000	0	0	.000	0	0	0	0.2	0	0	0	0	0	0	0	0.0	
Colorado	12/10/16		21	1	3	.333	1	1	1.000	0	2	.000	1	3	4	0.7	2	0	2	0	0	2	3	0.4	
vs. Illinois	12/17/16		8	0	3	.000	0	1	.000	0	0	.000	1	1	2	0.9	0	0	1	0	0	0	0	0.4	
Idaho State	12/20/16		17	2	5	.400	1	2	.500	1	2	.500	0	1	1	0.9	1	0	1	0	0	1	6	1.0	
CSU Bakersfield	12/22/16		17	3	4	.750	0	1	.000	1	2	.500	1	2	3	1.1	0	0	1	0	0	2	7	1.6	
Santa Clara	12/29/16		24	4	4	1.000	3	3	1.000	1	2	.500	0	1	1	1.1	1	0	3	0	0	0	12	2.5	
at Loyola Marymount	12/31/16		18	0	0	.000	0	0	.000	0	1	1.1	4	0	1	0	0	0	0	0	0	0	0	2.3	
at Saint Mary's	01/05/17		18	1	3	.333	1	2	.500	0	0	.000	0	0	0	1.0	2	0	1	0	0	0	3	2.4	
Pacific	01/07/17																								
San Francisco	01/12/17																								
at San Diego	01/14/17																								
Pepperdine	01/19/17																								
at Pacific	01/21/17																								
at Santa Clara	01/26/17																								
Loyola Marymount	01/28/17																								
Gonzaga	02/02/17																								
Portland	02/04/17																								
at Pepperdine	02/09/17																								
at San Francisco	02/11/17																								
San Diego	02/16/17																								
Saint Mary's	02/18/17																								
at Portland	02/23/17																								
at Gonzaga	02/25/17																								
Totals			0	143	11	24	.458	6	12	.500	3	9	.333	3	10	13	1.0	13	0	11	1	0	5	31	2.4

CAREER STATISTICS (ALL GAMES)

Year	GP	GS	Min	Avg	FG	FGA	Pct	3FG	FGA	Pct	FT	FTA	Pct	Off	Def	TR	Avg	PF	FO	A	TO	Blk	Stl	Pts	Avg
2016-17	13	0	143	11.0	11	24	.458	6	12	.500	3	9	.333	3	10	13	1.0	13	0	11	1	0	5	31	2.4
TOTAL	13	0	143	11.0	11	24	.458	6	12	.500	3	9	.333	3	10	13	1.0	13	0	11	1	0	5	31	2.4

CAREER STATISTICS (CONFERENCE GAMES)

Year	GP	GS	Min	Avg	FG	FGA	Pct	3FG	FGA	Pct	FT	FTA	Pct	Off	Def	TR	Avg	PF	FO	A	TO	Blk	Stl	Pts	Avg
2016-17	3	0	60	20.0	5	7	.714	4	5	.800	1	2	.500	0	2	2	0.7	7	0	5	0	0	0	15	5.0
TOTAL	3	0	60	20.0	5	7	.714	4	5	.800	1	2	.500	0	2	2	0.7	7	0	5	0	0	0	15	5.0

#12 • ERIC MIKA  
6-10 • 230 • SO • FORWARD



ALPINE, UTAH  
LONE PEAK HS

2016-17 SEASON — PPG: 20.7 RPG: 9.0 APG: 1.5 BPG: 1.7 SPG: 0.5 FG%: .541 3FG%: .000 FT%: .762

2016-17 • Sophomore

- A candidate for the Kareem Abdul-Jabbar Award
- Named to the All-WCC Preseason Team
- Had a double-double with 19 points and 12 boards vs. Idaho State
- Totaled 17 points, 7 rebounds, a career-best 6 assists and 3 blocks vs. Colorado
- With 26 points vs. Weber State, has scored 20-plus in four-straight games
- Scored a career-best 29 points vs. USC on 10 of 16 shooting from the field and 9 of 11 from the free-throw line
- Had 20 points, 7 rebounds, a career-best 4 blocks and 3 steals vs. Utah State
- Posted his third double-double with 20 points, 10 rebounds and 3 blocks vs. Saint Louis
- Set career highs with 26 points, 18 rebounds, 12 made free throws vs. Princeton

- Scored in double figures 24 times, 20-plus points twice, had double-figure rebounds 6 times and had 5 double-doubles
- Averaged 11.8 points, 6.4 rebounds, 1.0 assists and 0.7 blocks and shot .527 from the field and .617 from the free throw line

Before BYU

- Played for Quincy Lewis and helped lead Lone Peak to a 26-1 record, the 2012-13 MaxPreps.com National Title and the 5A Utah state title
- Named a third-team All-American by MaxPreps.com
- Named first-team all-state by the Deseret News and the Salt Lake Tribune
- Averaged 16.4 points, 11.2 rebounds, 1.7 blocks 1.0 assists per game and shot .671 from the field
- Earned MVP honors in the West Coast All-Star Classic as he scored a game-high 28 points for the East Team
- Scored 24 points to lead the North to a 118-114 win over the South in the Utah Valley All-Star game
- In the class of 2013 was ranked No. 28 by ESPN.com, No. 37 in Scout.com and No. 49 by Rivals.com
- Ranked No. 3 among centers by ESPN.com and Scout.com
- Ranked No. 14 among power forwards by Rivals.com

Personal

- Wife's name is Gabrielle
- Parents are Ron and Sue Mika
- Has six siblings
- Also recruited by Weber State, Utah State, Utah, Stanford and Boston College

2016-17 SEASON HIGHS

PTS	29 vs. USC – 12/3/16
1st H	15 vs. USC – 12/3/16
2nd H	21 vs. Weber State – 12/7/16
REB	18 vs. Princeton – 11/14/16
AST	6 vs. Colorado – 12/10/16
STL	3 vs. Utah State – 11/30/16
BLK	4 vs. Utah State – 11/30/16
FGM	12 at Saint Mary's – 1/5/17
FGA	17 (3x) last at Saint Mary's – 1/5/17
3PM	–
3PA	1 vs. Valparaiso – 11/23/16
FTM	12 vs. Princeton – 11/14/16
FTA	15 vs. Weber State – 12/7/16

CAREER HIGHS

PTS	29 vs. USC – 12/3/16
1st H	15 vs. USC – 12/3/16
2nd H	21 vs. Weber State – 12/7/16
REB	13 vs. San Francisco – 2/8/14
AST	6 vs. Colorado – 12/10/16
STL	3 (2x) last vs. Utah State – 11/30/16
BLK	3 (3x) last vs. Coastal Carolina, 11/19/16
FGM	12 at Saint Mary's – 1/5/17
FGA	17 (3x) last at Saint Mary's – 1/5/17
3PM	–
3PA	1 vs. Valparaiso – 11/23/16
FTM	12 vs. Princeton – 11/14/16
FTA	16 vs. Oregon – 3/20/14

MISCELLANEOUS

	16-17	Career
Double-Figure Points	16 (11-5)	40 (26-14)
20-plus Points	8 (4-4)	10 (6-4)
Double-Figure Reb	8 (7-1)	14 (11-3)
Double-Doubles	8 (7-1)	13 (11-2)
3-plus Steals	2 (2-0)	2 (2-0)
3-plus Blocks	5 (5-0)	6 (6-0)
3-plus 3-point FG	–	0 (0-0)
Scoring Leader	10 (7-3)	10 (7-3)
Rebound Leader	7 (5-2)	15 (8-7)
Assist Leader	1 (1-0)	2 (2-0)

2016-17 GAME-BY-GAME

Opponent	Date	GS	Min	FG	FGA	Pct	3FG	FGA	Pct	FT	FTA	Pct	Off	Def	TR	Avg	PF	FO	A	TO	Blk	Stl	Pts	Avg	
Princeton	11/14/16	*	34	7	14	.500	0	0	.000	12	13	.923	9	9	18	18.0	2	0	3	2	2	1	26	26.0	
Coppin State	11/17/16	*	15	6	8	.750	0	0	.000	6	7	.857	2	3	5	11.5	1	0	1	2	3	0	18	22.0	
Coastal Carolina	11/19/16	*	25	8	12	.667	0	0	.000	3	6	.500	2	9	11	11.3	1	0	1	2	3	0	19	21.0	
vs. Saint Louis	11/21/16	*	19	7	10	.700	0	0	.000	6	7	.857	1	9	10	11.0	4	0	1	2	3	1	20	20.8	
vs. Valparaiso	11/23/16	*	19	3	7	.429	0	1	.000	7	8	.875	1	2	3	9.4	4	0	1	2	1	0	13	19.2	
Utah Valley	11/26/16	*	26	8	8	1.000	0	0	.000	6	9	.667	3	2	5	8.7	5	1	2	3	0	1	22	19.7	
vs. Utah State	11/30/16	*	29	7	17	.412	0	0	.000	6	8	.750	2	5	7	8.4	3	0	1	3	4	3	20	19.7	
vs. USC	12/03/16	*	28	10	16	.625	0	0	.000	9	11	.818	4	5	9	8.5	3	0	0	3	0	0	29	20.9	
Weber State	12/07/16	*	29	8	16	.500	0	0	.000	10	15	.667	5	5	10	8.7	3	0	4	3	1	0	26	21.4	
Colorado	12/10/16	*	30	3	11	.273	0	0	.000	11	13	.846	3	4	7	8.5	3	0	6	5	3	0	17	21.0	
vs. Illinois	12/17/16	*	31	9	12	.750	0	0	.000	7	8	.875	3	5	8	8.5	4	0	1	3	0	0	25	21.4	
Idaho State	12/20/16	*	26	8	13	.615	0	0	.000	3	5	.600	5	7	12	8.8	2	0	2	4	3	1	19	21.2	
CSU Bakersfield	12/22/16	*	23	4	11	.364	0	0	.000	5	10	.500	3	7	10	8.8	4	0	1	4	1	0	13	20.5	
Santa Clara	12/29/16	*	26	7	16	.438	0	0	.000	5	6	.833	1	8	9	8.9	0	0	1	1	1	0	19	20.4	
at Loyola Marymount	12/31/16	*	32	4	17	.235	0	0	.000	9	12	.750	3	7	10	8.9	3	0	0	4	1	1	17	20.2	
at Saint Mary's	01/05/17	*	29	12	17	.706	0	0	.000	4	5	.800	4	6	10	9.0	2	0	0	0	1	0	28	20.7	
Pacific	01/07/17																								
San Francisco	01/12/17																								
at San Diego	01/14/17																								
Pepperdine	01/19/17																								
at Pacific	01/21/17																								
at Santa Clara	01/26/17																								
Loyola Marymount	01/28/17																								
Gonzaga	02/02/17																								
Portland	02/04/17																								
at Pepperdine	02/09/17																								
at San Francisco	02/11/17																								
San Diego	02/16/17																								
Saint Mary's	02/18/17																								
at Portland	02/23/17																								
at Gonzaga	02/25/17																								
Totals			16	421	111	205	.541	0	1	.000	109	143	.762	51	93	144	9.0	44	1	24	43	27	8	331	20.7

CAREER STATISTICS (ALL GAMES)

Year	GP	GS	Min	Avg	FG	FGA	Pct	3FG	FGA	Pct	FT	FTA	Pct	Off	Def	TR	Avg	PF	FO	A	TO	Blk	Stl	Pts	Avg
2013-14	33	29	844	25.6	139	264	.527	0	0	.000	111	180	.617	93	118	211	6.4	107	4	32	49	24	15	389	11.8
2016-17	16	16	421	26.3	111	205	.541	0	1	.000	109	143	.762	51	93	144	9.0	44	1	24	43	27	8	331	20.7
TOTAL	49	45	1265	25.8	250	469	.533	0	1	.000	220	323	.681	144	211	355	7.2	151	5	56	92	51	23	720	14.7

CAREER STATISTICS (CONFERENCE GAMES)

Year	GP	GS	Min	Avg	FG	FGA	Pct	3FG	FGA	Pct	FT	FTA	Pct	Off	Def	TR	Avg	PF	FO	A	TO	Blk	Stl	Pts	Avg
2013-14	16	13	396	24.8	58	108	.537	0	0	.000	50	81	.617	36	59	95	5.9	54	3	13	27	12	8	166	10.4
2016-17	3	3	87	29.0	23	50	.460	0	0	.000	18	23	.783	8	21	29	9.7	5	0	0	5	3	1	64	21.3
TOTAL	19	16	483	25.4	81	158	.513	0	0	.000	68	104	.654	44	80	124	6.5	59	3	13	32	15	9	230	12.1

#13 • COLBY LEIFSON  
6-4 • 190 • FR • GUARD



SUWANEE, GEORGIA  
NORTH GWINNETT HS

2016-17 SEASON — PPG: 1.4 RPG: 0.5 APG: 0.2 BPG: 0.0 SPG: 0.2 FG%: .286 3FG%: .300 FT%: .000

2016-17 • Freshman

- Hit a career-best 2 3-pointers against Illinois
- Made a 3-pointer against Utah Valley
- Hit his first career 3 and added 3 rebounds vs. Coppin State

Before BYU

- Prepped at North Gwinnett High School
- Averaged 17 points, shot 41 percent from 3 and made 93 percent from the free-throw line as a senior
- Made 93 3s as a senior, second all-time in a single season in Gwinnett County history
- Earned All-Gwinnett County and all-region first-team honors
- Played for the Atlanta All Stars during the AAU season
- Also recruited by High Point, Wofford, Gardner Webb and Tennessee Tech

Personal

- Parents are Ryan and Jennifer Leifson
- Has two brothers and one sister

2016-17 SEASON HIGHS

PTS	6 vs. Illinois – 12/17/16
1st H	–
2nd H	6 vs. Illinois – 12/17/16
REB	3 vs. Coppin State – 11/17/16
AST	1 (3x) last vs. Illinois – 12/17/16
STL	2 vs. Idaho State – 12/20/16
BLK	–
FGM	2 vs. Illinois – 12/17/16
FGA	5 vs. Coppin State – 11/17/16
3PM	2 vs. Illinois – 12/17/16
3PA	5 vs. Coppin State – 11/17/16
FTM	–
FTA	–

MISCELLANEOUS

	16-17	Career
Double-Figure Points	–	–
20-plus Points	–	–
Double-Figure Reb	–	–
Double-Doubles	–	–
3-plus Steals	–	–
3-plus Blocks	–	–
3-plus 3-point FG	–	–
Scoring Leader	–	–
Rebound Leader	–	–
Assist Leader	–	–

2016-17 GAME-BY-GAME

Opponent	Date	GS	Min	FG	FGA	Pct	3FG	FGA	Pct	FT	FTA	Pct	Off	Def	TR	Avg	PF	FO	A	TO	Blk	Stl	Pts	Avg	
Princeton	11/14/16																								
DNP																									
Coppin State	11/17/16		9	1	5	.200	1	5	.200	0	0	.000	1	2	3	3.0	2	0	1	0	0	0	3	3.0	
Coastal Carolina	11/19/16		6	0	2	.000	0	1	.000	0	0	.000	0	0	0	1.5	1	0	0	0	0	0	0	1.5	
vs. Saint Louis	11/21/16		6	0	1	.000	0	1	.000	0	0	.000	0	0	0	1.0	1	0	0	0	0	0	0	1.0	
vs. Valparaiso	11/23/16																								
DNP																									
Utah Valley	11/26/16		1	1	1	1.000	1	1	1.000	0	0	.000	0	0	0	0.8	3	0	0	0	0	0	3	1.5	
vs. Utah State	11/30/16		4	0	1	.000	0	1	.000	0	0	.000	0	0	0	0.6	1	0	0	1	0	0	0	1.2	
vs. USC	12/03/16		4	0	3	.000	0	3	.000	0	0	.000	1	0	1	0.7	2	0	1	0	0	0	0	1.0	
Weber State	12/07/16		1	0	0	.000	0	0	.000	0	0	.000	0	0	0	0.6	0	0	0	0	0	0	0	0.9	
Colorado	12/10/16		3	0	0	.000	0	0	.000	0	0	.000	0	0	0	0.5	0	0	0	1	0	0	0	0.8	
vs. Illinois	12/17/16		11	2	2	1.000	2	2	1.000	0	0	.000	1	1	2	0.7	0	0	1	1	0	0	6	1.3	
Idaho State	12/20/16		8	1	4	.250	1	4	.250	0	0	.000	0	0	0	0.6	0	0	1	0	0	2	3	1.5	
CSU Bakersfield	12/22/16		5	0	1	.000	0	1	.000	0	0	.000	0	0	0	0.5	1	0	0	1	0	0	0	1.4	
Santa Clara	12/29/16		8	1	1	1.000	1	1	1.000	0	0	.000	0	0	0	0.5	0	0	0	0	0	0	3	1.5	
at Loyola Marymount	12/31/16																								
DNP																									
at Saint Mary's	01/05/17		2	0	0	.000	0	0	.000	0	0	.000	0	0	0	0.5	0	0	0	0	0	0	0	1.4	
Pacific	01/07/17																								
San Francisco	01/12/17																								
at San Diego	01/14/17																								
Pepperdine	01/19/17																								
at Pacific	01/21/17																								
at Santa Clara	01/26/17																								
Loyola Marymount	01/28/17																								
Gonzaga	02/02/17																								
Portland	02/04/17																								
at Pepperdine	02/09/17																								
at San Francisco	02/11/17																								
San Diego	02/16/17																								
Saint Mary's	02/18/17																								
at Portland	02/23/17																								
at Gonzaga	02/25/17																								
Totals			0	68	6	21	.286	6	20	.300	0	0	.000	3	3	6	0.5	11	0	3	5	0	2	18	1.4

CAREER STATISTICS (ALL GAMES)

Year	GP	GS	Min	Avg	FG	FGA	Pct	3FG	FGA	Pct	FT	FTA	Pct	Off	Def	TR	Avg	PF	FO	A	TO	Blk	Stl	Pts	Avg
2016-17	13	0	68	5.2	6	21	.286	6	20	.300	0	0	.000	3	3	6	0.5	11	0	3	5	0	2	18	1.4
TOTAL	13	0	68	5.2	6	21	.286	6	20	.300	0	0	.000	3	3	6	0.5	11	0	3	5	0	2	18	1.4

CAREER STATISTICS (CONFERENCE GAMES)

Year	GP	GS	Min	Avg	FG	FGA	Pct	3FG	FGA	Pct	FT	FTA	Pct	Off	Def	TR	Avg	PF	FO	A	TO	Blk	Stl	Pts	Avg
2016-17	2	0	10	5.0	1	1	1.000	1	1	1.000	0	0	.000	0	0	0	0.0	0	0	0	0	0	0	3	1.5
TOTAL	2	0	10	5.0	1	1	1.000	1	1	1.000	0	0	.000	0	0	0	0.0	0	0	0	0	0	0	3	1.5

#15 • PAYTON DASTRUP  
6-10 • 250 • FR • FORWARD



MESA, ARIZONA  
MOUNTAIN VIEW HS

2016-17 SEASON — PPG: 1.6 RPG: 1.5 APG: 0.4 BPG: 0.2 SPG: 0.0 FG%: .444 3FG%: .333 FT%: .000

2016-17 • Freshman

- Scored 5 points and added 1 rebound, 1 assist and 1 block vs. Santa Clara
- Totaled 4 points and 3 boards vs. Valparaiso
- Scored 9 points on 4 of 6 shooting against Coppin State

Personal

- Parents are Kristen and David Dastrup
- Has two sisters
- Served a mission for The Church of Jesus Christ of Latter-day Saints in Panama

Before BYU

- Played for Gary Ernst at Mountain View High School
- As a senior in 2013-14 led Mountain View to a 21-8 record while averaging 16.5 points and 13.0 rebounds as a senior
- Earned second-team Division I All-Arizona honors from AZcentral.com and first-team All-Tribune by the East Valley Tribune
- Named Mesa All-City Boys co-MVP and earned first-team honors
- As a junior in 2012-13 led Mountain View to an 18-11 record while averaging 18.1 points, 10.9 rebounds, 3.0 assists and 2.0 blocks
- Named second-team Division I All-Arizona by AZcentral.com and first-team All-Tribune by the East Valley Tribune
- Helped Mountain View to a 21-8 record as a sophomore
- As a sophomore in 2011-12 earned honorable mention All-Arizona Division I honors from AZcentral.com
- Named honorable mention All-Tribune by the East Valley Tribune
- Named a four-star recruit by ESPN, Scout and Rivals
- National overall recruiting rankings: 98th by ESPN, 100th by Rivals
- National position recruiting rankings: 12th by ESPN, 18th by Scout
- Also recruited by Arizona, Arizona State, Florida, Ohio State, Virginia, Kansas, Utah

2016-17 SEASON HIGHS

PTS	9 vs. Coppin State – 11/17/16
1st H	4 vs. Valparaiso – 11/23/16
2nd H	7 vs. Coppin State – 11/17/16
REB	4 vs. Saint Louis – 11/19/16
AST	1 (4x) last at LMU – 12/31/16
STL	–
BLK	1 (2x) last at LMU – 12/31/16
FGM	4 vs. Coppin State – 11/17/16
FGA	6 vs. Coppin State – 11/17/16
3PM	1 (2x) last vs. Santa Clara – 12/29/16
3PA	3 vs. Santa Clara – 12/29/16
FTM	–
FTA	–

MISCELLANEOUS

	16-17	Career
Double-Figure Points	–	–
20-plus Points	–	–
Double-Figure Reb	–	–
Double-Doubles	–	–
3-plus Steals	–	–
3-plus Blocks	–	–
3-plus 3-point FG	–	–
Scoring Leader	–	–
Rebound Leader	–	–
Assist Leader	–	–

2016-17 GAME-BY-GAME

Opponent	Date	GS	Min	FG	FGA	Pct	3FG	FGA	Pct	FT	FTA	Pct	Off	Def	TR	Avg	PF	FO	A	TO	Blk	Stl	Pts	Avg
Princeton	11/14/16																							
DNP																								
Coppin State	11/17/16		7	4	6	.667	1	1	1.000	0	0	.000	0	2	2	2.0	3	0	0	1	0	0	9	9.0
Coastal Carolina	11/19/16		2	0	2	.000	0	1	.000	0	0	.000	0	0	0	1.0	0	0	0	0	0	0	0	4.5
vs. Saint Louis	11/21/16		2	0	0	.000	0	0	.000	0	0	.000	0	4	4	2.0	0	0	0	0	0	0	0	3.0
vs. Valparaiso	11/23/16		8	2	4	.500	0	0	.000	0	0	.000	2	1	3	2.3	1	0	0	0	0	4	3.3	
Utah Valley	11/26/16		2	0	0	.000	0	0	.000	0	0	.000	1	1	2	2.2	0	0	0	1	0	0	0	2.6
vs. Utah State	11/30/16																							
DNP																								
vs. USC	12/03/16		2	0	0	.000	0	0	.000	0	0	.000	0	1	1	2.0	0	0	1	0	0	0	0	2.2
Weber State	12/07/16		1	0	0	.000	0	0	.000	0	0	.000	0	0	0	1.7	1	0	0	0	0	0	0	1.9
Colorado	12/10/16																							
DNP																								
vs. Illinois	12/17/16																							
Idaho State	12/20/16		3	0	0	.000	0	0	.000	0	0	.000	0	3	3	1.9	1	0	1	0	0	0	0	1.6
CSU Bakersfield	12/22/16																							
DNP																								
Santa Clara	12/29/16		5	2	5	.400	1	3	.333	0	0	.000	0	1	1	1.8	1	0	1	1	1	0	5	2.0
at Loyola Marymount	12/31/16		3	0	1	.000	0	1	.000	0	0	.000	0	1	1	1.7	1	0	1	0	1	0	0	1.8
at Saint Mary's	01/05/17		2	0	0	.000	0	0	.000	0	0	.000	0	0	0	1.5	0	0	0	0	0	0	0	1.6
Pacific	01/07/17																							
San Francisco	01/12/17																							
at San Diego	01/14/17																							
Pepperdine	01/19/17																							
at Pacific	01/21/17																							
at Santa Clara	01/26/17																							
Loyola Marymount	01/28/17																							
Gonzaga	02/02/17																							
Portland	02/04/17																							
at Pepperdine	02/09/17																							
at San Francisco	02/11/17																							
San Diego	02/16/17																							
Saint Mary's	02/18/17																							
at Portland	02/23/17																							
at Gonzaga	02/25/17																							
Totals			0	37	8	.444	2	6	.333	0	0	.000	3	14	17	1.5	8	0	4	3	2	0	18	1.6

CAREER STATISTICS (ALL GAMES)

Year	GP	GS	Min	Avg	FG	FGA	Pct	3FG	FGA	Pct	FT	FTA	Pct	Off	Def	TR	Avg	PF	FO	A	TO	Blk	Stl	Pts	Avg
2016-17	11	0	37	3.4	8	18	.444	2	6	.333	0	0	.000	3	14	17	1.5	8	0	4	3	2	0	18	1.6
TOTAL	11	0	37	3.4	8	18	.444	2	6	.333	0	0	.000	3	14	17	1.5	8	0	4	3	2	0	18	1.6

CAREER STATISTICS (CONFERENCE GAMES)

Year	GP	GS	Min	Avg	FG	FGA	Pct	3FG	FGA	Pct	FT	FTA	Pct	Off	Def	TR	Avg	PF	FO	A	TO	Blk	Stl	Pts	Avg
2016-17	3	0	10	3.3	2	6	.333	1	4	.250	0	0	.000	0	2	2	0.7	2	0	2	1	2	0	5	1.7
TOTAL	3	0	10	3.3	2	6	.333	1	4	.250	0	0	.000	0	2	2	0.7	2	0	2	1	2	0	5	1.7

**#21 • KYLE DAVIS**  
6-8 • 225 • SR • FORWARD



DRAPER, UTAH  
UTAH STATE

**2016-17 SEASON — PPG: 8.8 RPG: 4.0 APG: 0.9 BPG: 0.9 SPG: 0.5 FG%: .590 3FG%: .000 FT%: .696**

**2016-17 • Senior**

- A team captain
- Out for the season with a right knee injury
- A nominee for the 2017 Allstate NABC Honors Court
- Shot 10 of 13 from the field for 22 points, 3 rebounds, 2 assists, 1 block and 2 steals vs. Saint Louis

**2015-16 • Junior**

- WCC Player of the Week (Nov. 16)
- Named Academic All-West Coast Conference
- Received the Academic Excellence Award at the team banquet
- Nationally was ranked 84th in total rebounds, 98th in total blocks, 109th in double-doubles, 137th in blocks per game and 155th in rebounds per game
- In the WCC was 3rd in blocks, 4th in field goal percentage, 5th in defensive rebounds, 6th in rebounding and 19th in scoring
- Finished the 2015-16 season 7th all-time for blocks in a single season at BYU
- Posted season highs of 23 points (Harvard), 20 rebounds (Utah Valley), 4 assists (twice), 3 steals (Pepperdine) and 4 blocks (twice)
- Scored in double figures 28 times and 20-plus points 4 times
- Had 8 double-doubles and 8 games with double-digit rebounds
- Had 3-plus steals once and 3-plus blocks 4 times
- Led the team in scoring twice, rebounds 15 times and assists once

- Started 27 of 29 games played in 2013-14 as a sophomore at Utah State
- Averaged 9.1 points and 7.6 rebounds, had a team-high 37 blocks and shot 50.3 percent from the field
- Posted 7 double-doubles and had season highs of 18 points, 15 rebounds (twice), 3 blocks (7 times) and 5 assists
- Played as a freshman at Southern Utah in 2010-11 prior to serving a two-year LDS mission
- Averaged 8.5 points, a team-high 5.3 rebounds and 1.0 block per game and shot 55.4 percent from the field
- Posted season highs of 21 points, 14 rebounds, 5 assists and 3 blocks
- Led Alta High School to the 5A state title and was named tournament MVP in 2010
- Averaged 18.5 points, 7.6 rebounds, 1.4 blocks, 1.5 steals and 1.3 assists as a senior
- Was named 2010 5A MVP and Region 4 MVP

**Personal**

- Parents are Mark and Debbie Davis
- Wife's name is Kelli and they have a son, Graham
- Has one brother and two sisters
- Served a mission for The Church of Jesus Christ of Latter-day Saints in Detroit

**In 2014-15 • Redshirt**

- Sat out 2014-15 due to NCAA transfer rules

**Before BYU**

**2016-17 SEASON HIGHS**

PTS	22 vs. Saint Louis – 11/19/16
1st H	8 (2x) last vs. Saint Louis – 11/19/16
2nd H	14 vs. Saint Louis – 11/19/16
REB	6 (2x) last vs. Coastal Carolina, 11/19/16
AST	2 (3x) last vs. Valparaiso – 11/23/16
STL	2 (2x) last vs. USC – 12/3/16
BLK	2 vs. Princeton – 11/14/16
FGM	10 vs. Saint Louis – 11/19/16
FGA	13 vs. Saint Louis – 11/19/16
3PM	–
3PA	–
FTM	3 (3x) last vs. Utah Valley – 11/26/16
FTA	6 vs. Princeton – 11/14/16

**CAREER HIGHS**

PTS	23 vs. Harvard – 12/22/15
1st H	11 vs. UVU – 11/13/15
2nd H	19 vs. Harvard – 12/22/15
REB	20 vs. UVU – 11/13/15
AST	4 (2x) last vs. CMU – 12/18/15
STL	3 at Pepperdine – 01/23/16
BLK	4 (2x) last at Gonzaga – 01/14/16
FGM	10 (2x) last vs. Saint Louis – 11/19/16
FGA	14 vs. Harvard – 12/22/15
3PM	1 (6x) last vs. Pepperdine – 01/30/16
3PA	2 vs. UVU – 11/13/15
FTM	8 vs. San Francisco – 01/09/16
FTA	11 vs. San Francisco – 01/09/16

**MISCELLANEOUS**

	16-17	Career
Double-Figure Points	4 (2-2)	32 (23-9)
20-plus Points	1 (1-0)	5 (2-3)
Double-Figure Reb	–	8 (6-2)
Double-Doubles	–	8 (6-2)
3-plus Steals	–	1 (0-1)
3-plus Blocks	–	4 (3-1)
3-plus 3-point FG	–	–
Scoring Leader	1 (1-0)	3 (2-1)
Rebound Leader	–	15 (12-3)
Assist Leader	–	1 (0-1)

**2016-17 GAME-BY-GAME**

Opponent	Date	GS	Min	FG	FGA	Pct	3FG	FGA	Pct	FT	FTA	Pct	Off	Def	TR	Avg	PF	FO	A	TO	Blk	Stl	Pts	Avg
Princeton	11/14/16	*	23	2	4	.500	0	0	.000	3	6	.500	1	4	5	5.0	4	0	0	3	2	0	7	7.0
Coppin State	11/17/16	*	15	2	6	.333	0	0	.000	0	0	.000	1	5	6	5.5	2	0	1	2	0	1	4	5.5
Coastal Carolina	11/19/16	*	21	4	5	.800	0	0	.000	0	1	.000	1	5	6	5.7	4	0	2	1	1	1	8	6.3
vs. Saint Louis	11/21/16	*	26	10	13	.769	0	0	.000	2	3	.667	1	2	3	5.0	3	0	2	0	1	2	22	10.3
vs. Valparaiso	11/23/16	*	28	3	5	.600	0	0	.000	3	3	1.000	0	3	3	4.6	3	0	2	4	1	0	9	10.0
Utah Valley	11/26/16	*	24	4	9	.444	0	0	.000	3	4	.750	2	4	6	4.8	4	0	1	4	1	0	11	10.2
vs. Utah State	11/30/16																							
vs. USC	12/03/16		18	4	5	.800	0	0	.000	2	3	.667	1	4	5	4.9	1	0	1	2	2	0	10	10.1
Weber State	12/07/16		16	5	8	.625	0	0	.000	3	3	1.000	0	3	3	4.6	2	0	0	1	1	1	13	10.5
Colorado	12/10/16		11	2	4	.500	0	0	.000	0	0	.000	1	2	3	4.4	2	0	0	1	0	0	4	9.8
vs. Illinois	12/17/16		3	0	2	.000	0	0	.000	0	0	.000	0	0	0	4.0	0	0	0	0	0	0	0	8.8
Idaho State	12/20/16																							
CSU Bakersfield	12/22/16																							
Santa Clara	12/29/16																							
at Loyola Marymount	12/31/16																							
at Saint Mary's	01/05/17																							
Pacific	01/07/17																							
San Francisco	01/12/17																							
at San Diego	01/14/17																							
Pepperdine	01/19/17																							
at Pacific	01/21/17																							
at Santa Clara	01/26/17																							
Loyola Marymount	01/28/17																							
Gonzaga	02/02/17																							
Portland	02/04/17																							
at Pepperdine	02/09/17																							
at San Francisco	02/11/17																							
San Diego	02/16/17																							
Saint Mary's	02/18/17																							
at Portland	02/23/17																							
at Gonzaga	02/25/17																							
Totals			6	185	36	.61	7	15	.467	98	159	.616	93	223	316	6.7	117	1	55	87	59	31	527	11.2

**CAREER STATISTICS (ALL GAMES)**

Year	GP	GS	Min	Avg	FG	FGA	Pct	3FG	FGA	Pct	FT	FTA	Pct	Off	Def	TR	Avg	PF	FO	A	TO	Blk	Stl	Pts	Avg
2015-16	37	37	1001	27.1	175	321	.545	7	15	.467	82	136	.603	85	191	276	7.5	92	1	46	69	50	26	439	11.9
2016-17	10	6	185	18.5	36	61	.590	0	0	.000	16	23	.696	8	32	40	4.0	25	0	9	18	9	5	88	8.8
TOTAL	47	43	1186	25.2	211	382	.552	7	15	.467	98	159	.616	93	223	316	6.7	117	1	55	87	59	31	527	11.2

**CAREER STATISTICS (CONFERENCE GAMES)**

Year	GP	GS	Min	Avg	FG	FGA	Pct	3FG	FGA	Pct	FT	FTA	Pct	Off	Def	TR	Avg	PF	FO	A	TO	Blk	Stl	Pts	Avg
2015-16	18	18	446	24.8	82	156	.526	2	7	.286	39	64	.609	33	70	103	5.7	47	1	20	24	32	14	205	11.4
TOTAL	18	18	446	24.8	82	156	.526	2	7	.286	39	64	.609	33	70	103	5.7	47	1	20	24	32	14	205	11.4



#23 • YOELI CHILDS  
6-8 • 225 • FR • FORWARD



SOUTH JORDAN, UTAH  
BINGHAM HS

2016-17 SEASON — PPG: 8.4 RPG: 8.1 APG: 1.1 BPG: 1.5 SPG: 0.7 FG%: .582 3FG%: .000 FT%: .538

2016-17 • Freshman

- Has posted at least 1 block in 14 of 16 games and 2-plus blocks 6 times
- At LMU totaled 15 points, 8 rebounds, 3 assists, 2 steals and a block on the potential game-tying 3 in the final seconds
- Had career highs of 19 points and 4 blocks to go with 12 rebounds vs. CSU Bakersfield
- Had his second double-double with 13 points, 14 rebounds, 3 assists and 3 blocks vs. Idaho State
- Had his first career double-double with 11 points and 12 rebounds vs. Colorado
- Scored 10 points on 5 of 8 shooting and added 8 rebounds and 1 block vs. Weber State
- In his first career start, scored a career-best 9 points and added 12 boards, 1 assist, 1 steal vs. Utah State
- Posted 8 points, 15 rebounds, 3 assists, a block and a steal vs. Coppin State

- As a junior in 2014-15 averaged 16.4 points, 10.7 rebounds and 2.4 assists and led Bingham to a record of 20-4 overall and 9-1 in district play and a trip to the 5A quarterfinals
- Named 5A first-team all-state by the Deseret News and the Salt Lake Tribune in 2015
- As a sophomore in 2013-14 averaged 11.1 points and 5.3 rebounds while helping Bingham to the 5A quarterfinals
- Named 5A third-team all-state by the Deseret News in 2014
- Ranked No. 53 in ESPN's top 100 for the class of 2016
- Named a four star recruit by ESPN and a three-star recruit by Scout and Rivals
- Ranked No. 16 nationally among centers by ESPN
- Named the No. 4 recruit in Utah by ESPN
- Also recruited by Oregon, Oregon State and Stanford
- Played for the Utah Prospects AAU team coached by Tim Davis

Personal

- Mother is Kara Childs
- Has one brother

Before BYU

- Played for Jake Schroeder at Bingham High School
- As a senior in 2015-16 averaged 18.5 points, 10.7 rebounds and 2.4 assists and led Bingham to a record of 24-2 overall and 12-0 in district play and the 5A state title
- Named the 5A MVP by the Deseret News and first-team all-state by the Salt Lake Tribune in 2016
- Played in the Ballislife All-American Game

2016-17 SEASON HIGHS

PTS	19 vs. CSU Bakersfield – 12/22/16
1st H	8 vs. Colorado – 12/10/16
2nd H	12 vs. CSU Bakersfield – 12/22/16
REB	15 vs. Coppin State – 11/17/16
AST	3 (3x) last at LMU – 12/31/16
STL	2 (2x) last at LMU – 12/31/16
BLK	4 vs. CSU Bakersfield – 12/22/16
FGM	6 (2x) last at LMU – 12/31/16
FGA	10 at LMU – 12/31/16
3PM	–
3PA	–
FTM	7 vs. CSU Bakersfield – 12/22/16
FTA	13 vs. CSU Bakersfield – 12/22/16

MISCELLANEOUS

	16-17	Career
Double-Figure Points	5 (5-0)	5 (5-0)
20-plus Points	–	–
Double-Figure Reb	5 (5-0)	5 (5-0)
Double-Doubles	3 (3-0)	3 (3-0)
3-plus Steals	–	–
3-plus Blocks	3 (2-1)	3 (2-1)
3-plus 3-point FG	–	–
Scoring Leader	–	–
Rebound Leader	6 (5-1)	6 (5-1)
Assist Leader	–	–

2016-17 GAME-BY-GAME

Opponent	Date	GS	Min	FG	FGA	Pct	3FG	FGA	Pct	FT	FTA	Pct	Off	Def	TR	Avg	PF	FO	A	TO	Blk	Stl	Pts	Avg	
Princeton	11/14/16		23	2	5	.400	0	0	.000	1	4	.250	0	6	6	6.0	2	0	0	1	1	0	5	5.0	
Coppin State	11/17/16		20	4	5	.800	0	0	.000	0	1	.000	3	12	15	10.5	2	0	3	5	1	1	8	6.5	
Coastal Carolina	11/19/16		19	2	2	1.000	0	0	.000	0	0	.000	0	3	3	8.0	0	0	1	2	1	0	4	5.7	
vs. Saint Louis	11/21/16		17	2	3	.667	0	0	.000	2	2	1.000	0	4	4	7.0	0	0	2	2	2	0	6	5.8	
vs. Valparaiso	11/23/16		11	1	2	.500	0	0	.000	1	2	.500	0	2	2	6.0	3	0	1	0	2	0	3	5.2	
Utah Valley	11/26/16		19	4	7	.571	0	0	.000	0	2	.000	1	5	6	6.0	2	0	0	0	1	0	8	5.7	
vs. Utah State	11/30/16	*	26	4	7	.571	0	0	.000	1	2	.500	4	8	12	6.9	3	0	1	1	0	1	9	6.1	
vs. USC	12/03/16	*	17	2	4	.500	0	0	.000	1	2	.500	3	4	7	6.9	3	0	0	1	2	1	5	6.0	
Weber State	12/07/16	*	27	5	8	.625	0	0	.000	0	0	.000	0	8	8	7.0	4	0	0	2	1	1	10	6.4	
Colorado	12/10/16	*	34	5	7	.714	0	0	.000	1	5	.200	2	10	12	7.5	3	0	0	1	1	0	11	6.9	
vs. Illinois	12/17/16	*	31	3	5	.600	0	0	.000	2	2	1.000	3	6	9	7.6	4	0	1	1	3	2	8	7.0	
Idaho State	12/20/16	*	26	4	6	.667	0	0	.000	5	6	.833	2	12	14	8.2	3	0	3	3	3	1	13	7.5	
CSU Bakersfield	12/22/16	*	34	6	8	.750	0	0	.000	7	13	.538	1	11	12	8.5	1	0	1	3	4	0	19	8.4	
Santa Clara	12/29/16	*	20	2	7	.286	0	0	.000	3	4	.750	1	6	7	8.4	2	0	1	0	1	0	7	8.3	
at Loyola Marymount	12/31/16	*	31	6	10	.600	0	0	.000	3	5	.600	5	3	8	8.3	2	0	3	1	1	2	15	8.7	
at Saint Mary's	01/05/17	*	28	1	5	.200	0	0	.000	1	2	.500	1	3	4	8.1	1	0	0	0	0	0	3	8.4	
Pacific	01/07/17																								
San Francisco	01/12/17																								
at San Diego	01/14/17																								
Pepperdine	01/19/17																								
at Pacific	01/21/17																								
at Santa Clara	01/26/17																								
Loyola Marymount	01/28/17																								
Gonzaga	02/02/17																								
Portland	02/04/17																								
at Pepperdine	02/09/17																								
at San Francisco	02/11/17																								
San Diego	02/16/17																								
Saint Mary's	02/18/17																								
at Portland	02/23/17																								
at Gonzaga	02/25/17																								
Totals			10	383	53	91	.582	0	0	.000	28	52	.538	26	103	129	8.1	35	0	17	23	24	9	134	8.4

CAREER STATISTICS (ALL GAMES)

Year	GP	GS	Min	Avg	FG	FGA	Pct	3FG	FGA	Pct	FT	FTA	Pct	Off	Def	TR	Avg	PF	FO	A	TO	Blk	Stl	Pts	Avg
2016-17	16	10	383	23.9	53	91	.582	0	0	.000	28	52	.538	26	103	129	8.1	35	0	17	23	24	9	134	8.4
TOTAL	16	10	383	23.9	53	91	.582	0	0	.000	28	52	.538	26	103	129	8.1	35	0	17	23	24	9	134	8.4

CAREER STATISTICS (CONFERENCE GAMES)

Year	GP	GS	Min	Avg	FG	FGA	Pct	3FG	FGA	Pct	FT	FTA	Pct	Off	Def	TR	Avg	PF	FO	A	TO	Blk	Stl	Pts	Avg
2016-17	3	3	79	26.3	9	22	.409	0	0	.000	7	11	.636	7	12	19	6.3	5	0	4	1	2	2	25	8.3
TOTAL	3	3	79	26.3	9	22	.409	0	0	.000	7	11	.636	7	12	19	6.3	5	0	4	1	2	2	25	8.3

#24 • DAVIN GUINN  
6-5 • 190 • JR • FORWARD



MURRIETA, CALIFORNIA  
UC RIVERSIDE

2016-17 SEASON — PPG: 2.6 RPG: 1.7 APG: 0.2 BPG: 0.0 SPG: 0.4 FG%: .310 3FG%: .316 FT%: .692

2016-17 • Junior

- Hit 4 of 4 from the field, 3 of 3 from 3, for 11 points vs. Valparaiso
- Scored 7 points and added 5 boards and 1 steal vs. Saint Louis
- Hit a pair of 3-pointers for 6 points against Coastal Carolina
- Scored 5 points, hit 2 of 2 from the free-throw line vs. Coppin State
- Saw action in the season opener against Princeton

Personal

- Parents are Brad and Haley Guinn
- His grandfather played at Ricks College from 1961-63
- An Eagle Scout
- Served a mission for The Church of Jesus Christ of Latter-day Saints in Mexico

2015-16 • Sophomore

- Played in 9 games
- Posted season highs of 9 points (San Diego), 3 rebounds (Portland), 1 assist (Santa Clara) and 1 steal (LMU)
- Scored 9 points against San Diego while shooting 3 of 3 from the field

Before BYU

- Played his freshman season at UC Riverside in 2012-13
- Played in 20 games and started 4
- Averaged 4.4 points, 3.3 rebounds and added 8 assists, 3 blocks and 8 steals
- A three-year letter winner for Kurt Ruth and Andy Rucker at Vista Murrieta High School
- A two-time first-team All-League selection and first-team All-Valley selection
- First-team All-CIF as a senior and second-team All-CIF as a junior
- Vista Murrieta's all-time leading scorer
- Averaged 23.3 points and 9.3 rebounds as a senior
- Also ran track
- Three-time Academic All-League

2016-17 SEASON HIGHS

PTS	11 vs. Valparaiso – 11/23/16
1st H	2 (2x) last vs. Utah State – 11/30/16
2nd H	9 vs. Valparaiso – 11/23/16
REB	6 vs. Utah State – 11/30/16
AST	1 (3x) last vs. Santa Clara – 12/29/16
STL	2 vs. Utah State – 11/30/16
BLK	–
FGM	4 vs. Valparaiso – 11/23/16
FGA	10 vs. Utah State – 11/30/16
3PM	3 vs. Valparaiso – 11/23/16
3PA	5 vs. Utah State – 11/30/16
FTM	3 vs. Saint Louis – 11/19/16
FTA	3 vs. Saint Louis – 11/19/16

CAREER HIGHS

PTS	11 vs. Valparaiso – 11/23/16
1st H	2 (2x) last vs. Utah State – 11/30/16
2nd H	9 (2x) last vs. Valparaiso – 11/23/16
REB	6 vs. Utah State – 11/30/16
AST	1 (3x) last vs. Valparaiso – 11/23/16
STL	2 vs. Utah State – 11/30/16
BLK	–
FGM	4 vs. Valparaiso – 11/23/16
FGA	10 vs. Utah State – 11/30/16
3PM	3 vs. Valparaiso – 11/23/16
3PA	5 vs. Utah State – 11/30/16
FTM	3 vs. Saint Louis – 11/19/16
FTA	4 vs. San Diego – 02/20/16

MISCELLANEOUS

	16-17	Career
Double-Figure Points	1 (0-1)	1 (0-1)
20-plus Points	–	–
Double-Figure Reb	–	–
Double-Doubles	–	–
3-plus Steals	–	–
3-plus Blocks	–	–
3-plus 3-point FG	1 (0-1)	1 (0-1)
Scoring Leader	–	–
Rebound Leader	–	–
Assist Leader	–	–

2016-17 GAME-BY-GAME

Opponent	Date	GS	Min	FG	FGA	Pct	3FG	FGA	Pct	FT	FTA	Pct	Off	Def	TR	Avg	PF	FO	A	TO	Blk	Stl	Pts	Avg	
Princeton	11/14/16		0	0	0	.000	0	0	.000	0	0	.000	0	0	0	0.0	0	0	0	0	0	0	0	0.0	
Coppin State	11/17/16		10	1	4	.250	1	2	.500	2	2	1.000	0	0	0	0.0	1	0	1	1	0	1	5	2.5	
Coastal Carolina	11/19/16		7	2	4	.500	2	3	.667	0	0	.000	0	0	0	0.0	0	0	1	0	0	0	6	3.7	
vs. Saint Louis	11/21/16		15	2	5	.400	0	1	.000	3	3	1.000	2	3	5	1.3	2	0	0	1	0	1	7	4.5	
vs. Valparaiso	11/23/16		13	4	4	1.000	3	3	1.000	0	0	.000	1	1	2	1.4	1	0	1	0	0	0	11	5.8	
Utah Valley	11/26/16		20	1	5	.200	0	2	.000	1	2	.500	1	1	2	1.5	1	0	0	0	0	1	3	3.3	
vs. Utah State	11/30/16		22	1	10	.100	0	5	.000	0	0	.000	3	3	6	2.1	2	0	1	0	2	2	4.9		
vs. USC	12/03/16		18	0	3	.000	0	1	.000	2	2	1.000	4	1	5	2.5	3	0	0	0	0	0	2	4.5	
Weber State	12/07/16		16	0	0	.000	0	0	.000	0	2	.000	0	4	4	2.7	1	0	0	0	0	1	0	4.0	
Colorado	12/10/16		5	0	1	.000	0	1	.000	1	2	.500	1	0	1	2.5	0	0	0	0	0	0	1	3.7	
vs. Illinois	12/17/16		5	0	1	.000	0	0	.000	0	0	.000	0	0	0	2.3	1	0	0	0	0	0	0	3.4	
Idaho State	12/20/16		9	0	1	.000	0	1	.000	0	0	.000	0	1	1	2.2	2	0	0	1	0	0	0	3.1	
CSU Bakersfield	12/22/16		2	0	0	.000	0	0	.000	0	0	.000	0	0	0	2.0	2	0	0	0	0	0	0	2.8	
Santa Clara	12/29/16		7	0	1	.000	0	0	.000	0	0	.000	0	0	0	1.9	1	0	1	0	0	0	0	2.6	
at Loyola Marymount	12/31/16		5	1	2	.500	0	0	.000	0	0	.000	0	0	0	1.7	1	0	0	0	0	0	2	2.6	
at Saint Mary's	01/05/17		2	1	1	1.000	0	0	.000	0	0	.000	1	0	1	1.7	0	0	0	0	0	0	2	2.6	
Pacific	01/07/17																								
San Francisco	01/12/17																								
at San Diego	01/14/17																								
Pepperdine	01/19/17																								
at Pacific	01/21/17																								
at Santa Clara	01/26/17																								
Loyola Marymount	01/28/17																								
Gonzaga	02/02/17																								
Portland	02/04/17																								
at Pepperdine	02/09/17																								
at San Francisco	02/11/17																								
San Diego	02/16/17																								
Saint Mary's	02/18/17																								
at Portland	02/23/17																								
at Gonzaga	02/25/17																								
Totals			0	156	13	42	.310	6	19	.316	9	13	.692	13	14	27	1.7	18	0	3	5	0	6	41	2.6

CAREER STATISTICS (ALL GAMES)

Year	GP	GS	Min	Avg	FG	FGA	Pct	3FG	FGA	Pct	FT	FTA	Pct	Off	Def	TR	Avg	PF	FO	A	TO	Blk	Stl	Pts	Avg
2015-16	9	0	26	2.9	4	10	.400	1	3	.333	5	8	.625	5	5	10	1.1	1	0	1	1	0	1	14	1.6
2016-17	16	0	156	9.8	13	42	.310	6	19	.316	9	13	.692	13	14	27	1.7	18	0	3	5	0	6	41	2.6
TOTAL	25	0	182	7.3	17	52	.327	7	22	.318	14	21	.667	18	19	37	1.5	19	0	4	6	0	7	55	2.2

CAREER STATISTICS (CONFERENCE GAMES)

Year	GP	GS	Min	Avg	FG	FGA	Pct	3FG	FGA	Pct	FT	FTA	Pct	Off	Def	TR	Avg	PF	FO	A	TO	Blk	Stl	Pts	Avg
2015-16	8	0	25	3.1	4	10	.400	1	3	.333	5	8	.625	5	5	10	1.3	1	0	1	1	0	1	14	1.8
2016-17	3	0	14	4.7	2	4	.500	0	0	.000	0	0	.000	1	0	1	0.3	2	0	1	0	0	0	4	1.3
TOTAL	11	0	39	3.5	6	14	.429	1	3	.333	5	8	.625	6	5	11	1.0	3	0	2	1	0	1	18	1.6

#30 • TJ HAWS  
6-4 • 170 • FR • GUARD



ALPINE, UTAH  
LONE PEAK HS

2016-17 SEASON — PPG: 12.9 RPG: 3.1 APG: 3.4 BPG: 0.0 SPG: 1.3 FG%: .434 3FG%: .400 FT%: .804

2016-17 • Freshman

- Has hit at least one 3-point field goal in 13 of 16 games
- Has posted 5-plus assists 7 times
- Tied his career highs with 20 points and 4 3s, including the game-tying and go-ahead 3s in the final 2 minutes, at LMU
- Had 17 points on 5 of 6 shooting from the field and 3 of 3 shooting from 3 vs. Santa Clara ... added 6 rebounds and 6 assists
- Totaled 17 points, 6 assists and 3 steals vs. Idaho State
- Had 16 points, 5 boards, 4 assists, 2 steals, hit 4 3-pointers vs. Colorado
- Posted 15 points and 5 assists vs. Weber State
- Scored 16 points, all in the second half, vs. USC
- Had 15 points, hit 3 of 5 from 3 and added 2 rebounds vs. Valparaiso
- Scored 20 points, hit 3 3-pointers and had 3 steals vs. Princeton

- Earned 2014 5A Tournament MVP honors
- As a junior in 2012-13 averaged 17.1 points, 3.4 rebounds, 4.6 assists, 1.9 steals and hit 64 3s as Lone Peak finished 26-1 overall and 10-0 in region play
- Named the 2012-13 5A MVP by the Deseret News, first-team all-state by the Salt Lake Tribune and All-Valley Offensive MVP by the Daily Herald
- As a sophomore in 2011-12 averaged 17.4 points, 4.6 rebounds, 1.9 assists and 1.5 steals and hit 59 3s as Lone Peak finished 22-3 overall and 9-1 in region play
- Named first-team all-state by the Deseret News and the Salt Lake Tribune and All-Valley by the Daily Herald
- Named the 2012 5A Tournament MVP
- As a freshman in 2010-11 averaged 13.8 points and hit 46 3s as Lone Peak finished 24-1 overall and 12-0 in region play
- Competed in the NBPA Top 100 camp during the summer of 2013
- National overall recruiting rankings: 67th by ESPN, 57th by Scout, 70th by Rivals

Before BYU

- A four-time 5A Utah state champion (2011, 2012, 2013, 2014) and a 2013 MaxPreps.com National Champion playing for Quincy Lewis at Lone Peak High School
- Posted career totals of 1,896 points (18.4 ppg) and 264 3s
- As a senior in 2013-14 averaged 25.2 points, 3.5 rebounds, 5.2 assists and 1.8 steals and hit 95 3s while leading Lone Peak to a 23-3, 11-1 record in region play
- Named the 2014 Mr. Basketball by the Deseret News and the 2014 Utah Gatorade Player of the Year
- Received first-team all-state honors from the Deseret News and the Salt Lake Tribune
- Named the 2014 Valley Player of the Year by the Daily Herald

Personal

- Wife's name is Lauren
- Parents are Marty and Tiffanie Haws
- Brother Tyler (2009-10, 12-15) is BYU's all-time leading scorer with 2,720 career points
- His father Marty Haws played for BYU from 1986-90 and earned All-WAC honors
- Served a mission for The Church of Jesus Christ of Latter-day Saints in France

2016-17 SEASON HIGHS

PTS	20 (2x) last at LMU – 12/31/16
1st H	12 vs. Weber State – 12/7/16
2nd H	16 vs. USC – 12/3/16
REB	6 (2x) last vs. Santa Clara – 12/29/16
AST	7 vs. Utah Valley – 11/26/16
STL	4 vs. USC – 12/3/16
BLK	–
FGM	6 (2x) last vs. USC – 12/3/16
FGA	14 vs. USC – 12/3/16
3PM	4 (2x) last at LMU – 12/31/16
3PA	8 at LMU – 12/31/16
FTM	7 vs. Princeton – 11/14/16
FTA	8 vs. Princeton – 11/14/16

MISCELLANEOUS

	16-17	Career
Double-Figure Points	11 (8-3)	11 (8-3)
20-plus Points	2 (2-0)	2 (2-0)
Double-Figure Reb	–	–
Double-Doubles	–	–
3-plus Steals	4 (2-2)	4 (2-2)
3-plus Blocks	–	–
3-plus 3-point FG	6 (5-1)	6 (5-1)
Scoring Leader	1 (1-0)	1 (1-0)
Rebound Leader	–	–
Assist Leader	3 (2-1)	3 (2-1)

2016-17 GAME-BY-GAME

Opponent	Date	GS	Min	FG	FGA	Pct	3FG	FGA	Pct	FT	FTA	Pct	Off	Def	TR	Avg	PF	FO	A	TO	Blk	Stl	Pts	Avg
Princeton	11/14/16	*	35	5	11	.455	3	6	.500	7	8	.875	1	1	2	2.0	4	0	1	1	0	3	20	20.0
Coppin State	11/17/16	*	22	4	8	.500	3	7	.429	0	0	.000	0	5	5	3.5	2	0	1	2	0	1	11	15.5
Coastal Carolina	11/19/16	*	29	3	12	.250	1	3	.333	1	2	.500	0	4	4	3.7	1	0	5	2	0	0	8	13.0
vs. Saint Louis	11/21/16	*	34	3	9	.333	2	5	.400	1	2	.500	1	2	3	3.5	1	0	3	5	0	2	9	12.0
vs. Valparaiso	11/23/16	*	26	6	10	.600	3	5	.600	0	0	.000	0	2	2	3.2	3	0	0	1	0	0	15	12.6
Utah Valley	11/26/16	*	29	1	10	.100	0	4	.000	4	5	.800	0	2	2	3.0	3	0	7	0	0	1	6	11.5
vs. Utah State	11/30/16	*	30	2	8	.250	0	4	.000	2	2	1.000	2	2	4	3.1	0	0	1	0	0	1	6	10.7
vs. USC	12/03/16	*	26	6	14	.429	1	4	.250	3	4	.750	0	0	0	2.8	3	0	1	4	0	4	16	11.4
Weber State	12/07/16	*	37	5	10	.500	2	5	.400	3	3	1.000	1	1	2	2.7	3	0	5	3	0	0	15	11.8
Colorado	12/10/16	*	36	5	9	.556	4	5	.800	2	3	.667	0	5	5	2.9	3	0	4	4	0	2	16	12.2
vs. Illinois	12/17/16	*	33	4	12	.333	1	7	.143	1	1	1.000	0	6	6	3.2	1	0	5	3	0	3	10	12.0
Idaho State	12/20/16	*	31	5	9	.556	3	7	.429	4	5	.800	0	2	2	3.1	1	0	6	1	0	3	17	12.4
CSU Bakersfield	12/22/16	*	37	4	8	.500	2	5	.400	4	4	1.000	0	3	3	3.1	1	0	5	3	0	0	14	12.5
Santa Clara	12/29/16	*	29	5	6	.833	3	3	1.000	4	6	.667	0	6	6	3.3	1	0	6	5	0	0	17	12.9
at Loyola Marymount	12/31/16	*	36	8	13	.615	4	8	.500	0	0	.000	0	1	1	3.1	3	0	4	1	0	0	20	13.3
at Saint Mary's	01/05/17	*	31	3	10	.300	0	2	.000	1	1	1.000	1	2	3	3.1	0	0	1	0	0	0	7	12.9
Pacific	01/07/17																							
San Francisco	01/12/17																							
at San Diego	01/14/17																							
Pepperdine	01/19/17																							
at Pacific	01/21/17																							
at Santa Clara	01/26/17																							
Loyola Marymount	01/28/17																							
Gonzaga	02/02/17																							
Portland	02/04/17																							
at Pepperdine	02/09/17																							
at San Francisco	02/11/17																							
San Diego	02/16/17																							
Saint Mary's	02/18/17																							
at Portland	02/23/17																							
at Gonzaga	02/25/17																							
Totals			16	501	69	.434	32	80	.400	37	46	.804	6	44	50	3.1	30	0	55	35	0	20	207	12.9

CAREER STATISTICS (ALL GAMES)

Year	GP	GS	Min	Avg	FG	FGA	Pct	3FG	FGA	Pct	FT	FTA	Pct	Off	Def	TR	Avg	PF	FO	A	TO	Blk	Stl	Pts	Avg
2016-17	16	16	501	31.3	69	159	.434	32	80	.400	37	46	.804	6	44	50	3.1	30	0	55	35	0	20	207	12.9
TOTAL	16	16	501	31.3	69	159	.434	32	80	.400	37	46	.804	6	44	50	3.1	30	0	55	35	0	20	207	12.9

CAREER STATISTICS (CONFERENCE GAMES)

Year	GP	GS	Min	Avg	FG	FGA	Pct	3FG	FGA	Pct	FT	FTA	Pct	Off	Def	TR	Avg	PF	FO	A	TO	Blk	Stl	Pts	Avg
2016-17	3	3	96	32.0	16	29	.552	7	13	.538	5	7	.714	1	9	10	3.3	4	0	11	6	0	0	44	14.7
TOTAL	3	3	96	32.0	16	29	.552	7	13	.538	5	7	.714	1	9	10	3.3	4	0	11	6	0	0	44	14.7

#31 • BRAIDEN SHAW  
6-9 • 210 • SO • FORWARD



EAGLE, IDAHO  
EAGLE HS

2016-17 SEASON — PPG: 2.1 RPG: 2.1 APG: 0.2 BPG: 0.0 SPG: 0.3 FG%: .611 3FG%: .000 FT%: .500

2016-17 • Sophomore

- Had 2 points and a career-best 6 boards vs. Santa Clara
- Scored 4 points and had 1 rebound and 1 assist vs. Idaho State
- Scored a career-best 10 points and had 5 rebounds against Utah State ... shot 4 of 4 from the field and 2 of 2 from the free-throw line
- Scored 4 points on 2 of 2 shooting vs. Utah Valley

2015-16 • Freshman

- Played in 19 games
- Posted season highs of 3 points (Adams State), 3 rebounds (twice), 1 assist (3 times), 2 steals (San Diego) and 1 block (San Diego)
- Shot 50.0 percent from the field

Before BYU

- Played for Tom Seifert at Eagle High School
- Named second-team 5A All-Southern Idaho by the Idaho Statesman as a senior
- Averaged 15 points, 11 rebounds, 4 assists and 2 blocks as a senior
- Named the top recruit in the state of Idaho in the class of 2013 by ESPN.com
- Named to the 5A All-State Second Team by the Idaho Statesman
- Earned All-Southern Idaho Conference and SIC All-Academic Team honors
- Averaged 14 points and 9 rebounds as a junior at Eagle High School
- Also recruited by Boise State, Utah State and Utah
- Played for Hoop Dreams Idaho travel team coached by Ed Boyce

Personal

- Wife's name is Morgan
- Parents are Kelly and Launette Shaw
- Has two brothers and two sisters
- Served a mission for The Church of Jesus Christ of Latter-day Saints in Sacramento
- Father Kelly Shaw played for BYU's junior varsity squad in the 1980s

2016-17 SEASON HIGHS

PTS	10 vs. Utah State – 11/30/16
1st H	8 vs. Utah State – 11/30/16
2nd H	4 vs. Idaho State – 12/20/16
REB	6 vs. Santa Clara – 12/29/16
AST	1 (3x) last at LMU – 12/31/16
STL	1 (2x) last vs. Utah Valley – 11/26/16
BLK	–
FGM	4 vs. Utah State – 11/30/16
FGA	4 (2x) last vs. Idaho State – 12/20/16
3PM	–
3PA	–
FTM	3 at LMU – 12/31/16
FTA	6 at LMU – 12/31/16

CAREER HIGHS

PTS	10 vs. Utah State – 11/30/16
1st H	8 vs. Utah State – 11/30/16
2nd H	4 vs. Idaho State – 12/20/16
REB	6 vs. Santa Clara – 12/29/16
AST	1 (6x) last at LMU – 12/31/16
STL	2 vs. San Diego – 02/20/16
BLK	1 vs. San Diego – 02/20/16
FGM	4 vs. Utah State – 11/30/16
FGA	4 (2x) last vs. Idaho State – 12/20/16
3PM	–
3PA	–
FTM	3 at LMU – 12/31/16
FTA	6 at LMU – 12/31/16

MISCELLANEOUS

	16-17	Career
Double-Figure Points	1 (1-0)	1 (1-0)
20-plus Points	–	–
Double-Figure Reb	–	–
Double-Doubles	–	–
3-plus Steals	–	–
3-plus Blocks	–	–
3-plus 3-point FG	–	–
Scoring Leader	–	–
Rebound Leader	–	–
Assist Leader	–	–

2016-17 GAME-BY-GAME

Opponent	Date	GS	Min	FG	FGA	Pct	3FG	FGA	Pct	FT	FTA	Pct	Off	Def	TR	Avg	PF	FO	A	TO	Blk	Stl	Pts	Avg	
Princeton	11/14/16																								
DNP																									
Coppin State	11/17/16		8	1	1	1.000	0	0	.000	0	0	.000	1	1	2	2.0	2	0	0	1	0	0	2	2.0	
Coastal Carolina	11/19/16		2	0	0	.000	0	0	.000	0	0	.000	0	1	1	1.5	0	0	0	0	0	0	0	1.0	
vs. Saint Louis	11/21/16		2	1	3	.333	0	0	.000	0	0	.000	0	0	0	1.0	0	0	0	0	0	0	2	1.3	
vs. Valparaiso	11/23/16		4	0	0	.000	0	0	.000	2	2	1.000	1	1	2	1.3	0	0	0	0	0	1	2	1.5	
Utah Valley	11/26/16		3	2	2	1.000	0	0	.000	0	0	.000	1	0	1	1.2	0	0	0	0	0	1	4	2.0	
vs. Utah State	11/30/16		14	4	4	1.000	0	0	.000	2	2	1.000	4	1	5	1.8	1	0	1	1	0	0	10	3.3	
vs. USC	12/03/16		9	0	0	.000	0	0	.000	0	2	.000	0	2	2	1.9	2	0	0	0	0	0	0	2.9	
Weber State	12/07/16																								
DNP																									
Colorado	12/10/16		1	0	0	.000	0	0	.000	0	0	.000	0	0	0	1.6	1	0	0	0	0	0	0	2.5	
vs. Illinois	12/17/16		8	0	1	.000	0	0	.000	0	0	.000	1	1	2	1.7	2	0	0	0	0	1	0	2.2	
Idaho State	12/20/16		13	2	4	.500	0	0	.000	0	0	.000	0	1	1	1.6	0	0	1	1	0	0	4	2.4	
CSU Bakersfield	12/22/16		8	0	0	.000	0	0	.000	0	0	.000	1	1	2	1.6	1	0	0	1	0	1	0	2.2	
Santa Clara	12/29/16		16	1	2	.500	0	0	.000	0	2	.000	2	4	6	2.0	3	0	0	0	0	0	2	2.2	
at Loyola Marymount	12/31/16		8	0	0	.000	0	0	.000	3	6	.500	2	4	2	2.2	2	0	1	1	0	0	3	2.2	
at Saint Mary's	01/05/17		7	0	1	.000	0	0	.000	0	0	.000	0	1	1	2.1	0	0	0	0	0	0	0	2.1	
Pacific	01/07/17																								
San Francisco	01/12/17																								
at San Diego	01/14/17																								
Pepperdine	01/19/17																								
at Pacific	01/21/17																								
at Santa Clara	01/26/17																								
Loyola Marymount	01/28/17																								
Gonzaga	02/02/17																								
Portland	02/04/17																								
at Pepperdine	02/09/17																								
at San Francisco	02/11/17																								
San Diego	02/16/17																								
Saint Mary's	02/18/17																								
at Portland	02/23/17																								
at Gonzaga	02/25/17																								
Totals			0	103	11	18	.611	0	0	.000	7	14	.500	13	16	29	2.1	14	0	3	5	0	4	29	2.1

CAREER STATISTICS (ALL GAMES)

Year	GP	GS	Min	Avg	FG	FGA	Pct	3FG	FGA	Pct	FT	FTA	Pct	Off	Def	TR	Avg	PF	FO	A	TO	Blk	Stl	Pts	Avg
2015-16	19	0	56	2.9	3	6	.500	0	0	.000	6	12	.500	5	10	15	0.8	9	0	3	3	1	4	12	0.6
2016-17	14	0	103	7.4	11	18	.611	0	0	.000	7	14	.500	13	16	29	2.1	14	0	3	5	0	4	29	2.1
TOTAL	33	0	159	4.8	14	24	.583	0	0	.000	13	26	.500	18	26	44	1.3	23	0	6	8	1	8	41	1.2

CAREER STATISTICS (CONFERENCE GAMES)

Year	GP	GS	Min	Avg	FG	FGA	Pct	3FG	FGA	Pct	FT	FTA	Pct	Off	Def	TR	Avg	PF	FO	A	TO	Blk	Stl	Pts	Avg
2015-16	12	0	30	2.5	2	3	.667	0	0	.000	3	6	.500	5	5	10	0.8	7	0	2	3	1	3	7	0.6
2016-17	3	0	31	10.3	1	3	.333	0	0	.000	3	8	.375	4	7	11	3.7	5	0	1	1	0	0	5	1.7
TOTAL	15	0	61	4.1	3	6	.500	0	0	.000	6	14	.429	9	12	21	1.4	12	0	3	4	1	3	12	0.8

**#40 • JAMAL AYTES**  
6-6 • 235 • JR • FORWARD



SAN DIEGO, CALIFORNIA  
UNLV

**2016-17 SEASON — PPG: 3.3 RPG: 1.5 APG: 0.3 BPG: 0.2 SPG: 0.0 FG%: .576 3FG%: .000 FT%: .733**

**2016-17 • Junior**

- Shot 4 of 4 from the field for 8 points and added 2 rebounds and 1 block vs. Santa Clara
- Scored a career-best 12 points on 4 of 4 shooting from the field and 4 of 4 shooting from the free-throw line and had 5 boards vs. Saint Louis
- Had 4 points and 3 rebounds vs. Coastal Carolina
- Against Coppin State hit 3 of 3 from the field for 7 points
- Saw action in the opener against Princeton

**2015-16 • Sophomore**

- Played in 22 games
- Posted season highs of 11 points (Adams State), 6 rebounds (New Mexico), 1 steal (Santa Clara) and 1 block (Santa Clara)
- Shot 4 of 5 from the field for 8 points and 4 boards at Long Beach State
- Hit 5 of 7 from the field for 11 points against Adams State
- At the Diamond Head Classic averaged 7.0 points and shot 9 of 15 from the field

- Played for Joedy Gardner at JSerra Catholic High School in San Juan Capistrano, Calif.
- As a senior, averaged 17 points and 10 rebounds
- Named to the All-CIF Southern Division 4AA Team
- Ranked No. 66 nationally among power forwards by ESPN.com in the class of 2013
- Played AAU ball for the Dream Vision, coached by Clayton Williams
- Named MVP at the adidas Exclusive Run
- Played for UNLV in the fall of 2013 and averaged 2.8 points in 9.3 minutes

**Personal**

- Son of Franklin and Jacqueline Aytes
- Has six siblings: Franklin, Candace, Bianca, Rashaun, Malik and Jazzele

**In 2014-15 • Redshirt**

- Missed the season due to an ankle injury

**In 2013-14 • Freshman/Transfer**

- Played the fall semester at UNLV
- Transferred to BYU in January 2014 and sat out the rest of the season due to NCAA transfer rules

**Before BYU**

**2016-17 SEASON HIGHS**

PTS	12 vs. Saint Louis – 11/19/16
1st H	8 vs. Santa Clara – 12/29/16
2nd H	6 vs. Saint Louis – 11/19/16
REB	5 vs. Saint Louis – 11/19/16
AST	2 vs. Weber State – 12/7/16
STL	–
BLK	1 (3x) last vs. Santa Clara – 12/29/16
FGM	4 (2x) last vs. Santa Clara – 12/29/16
FGA	4 (3x) last vs. Santa Clara – 12/29/16
3PM	–
3PA	–
FTM	4 vs. Saint Louis – 11/19/16
FTA	4 (2x) last vs. Valparaiso – 11/23/16

**CAREER HIGHS**

PTS	11 vs. ASU – 11/20/15
1st H	8 vs. Santa Clara – 12/29/16
2nd H	9 vs. ASU – 11/20/15
REB	6 vs. New Mexico – 12/23/15
AST	2 vs. Weber State – 12/7/16
STL	1 vs. Santa Clara – 01/07/16
BLK	1 (4x) last vs. Santa Clara – 12/29/16
FGM	5 vs. ASU – 11/20/15
FGA	7 vs. ASU – 11/20/15
3PM	–
3PA	–
FTM	4 vs. Saint Louis – 11/19/16
FTA	4 (4x) last vs. Valparaiso – 11/23/16

**MISCELLANEOUS**

	16-17	Career
Double-Figure Points	1 (1-0)	2 (2-0)
20-plus Points	–	–
Double-Figure Reb	–	–
Double-Doubles	–	–
3-plus Steals	–	–
3-plus Blocks	–	–
3-plus 3-point FG	–	–
Scoring Leader	–	–
Rebound Leader	–	1 (1-0)
Assist Leader	–	–

**2016-17 GAME-BY-GAME**

Opponent	Date	GS	Min	FG	FGA	Pct	3FG	FGA	Pct	FT	FTA	Pct	Off	Def	TR	Avg	PF	FO	A	TO	Blk	Stl	Pts	Avg	
Princeton	11/14/16		0	0	0	.000	0	0	.000	0	0	.000	0	1	1	1.0	0	0	0	0	0	0	0	0.0	
Coppin State	11/17/16		11	3	3	1.000	0	0	.000	1	2	.500	2	0	2	1.5	4	0	0	1	1	0	7	3.5	
Coastal Carolina	11/19/16		11	2	3	.667	0	0	.000	0	0	.000	1	2	3	2.0	1	0	0	0	0	0	4	3.7	
vs. Saint Louis	11/21/16		13	4	4	1.000	0	0	.000	4	4	1.000	1	4	5	2.8	2	0	1	1	0	0	12	5.8	
vs. Valparaiso	11/23/16		10	1	2	.500	0	0	.000	3	4	.750	1	0	1	2.4	0	0	0	0	0	0	5	5.6	
Utah Valley	11/26/16		5	0	2	.000	0	0	.000	0	0	.000	0	1	1	2.2	2	0	1	0	0	0	0	4.7	
vs. Utah State	11/30/16		10	1	3	.333	0	0	.000	0	0	.000	2	1	3	2.3	2	0	1	0	0	0	2	4.3	
vs. USC	12/03/16		7	1	1	1.000	0	0	.000	0	0	.000	0	1	1	2.1	2	0	0	0	0	0	2	4.0	
Weber State	12/07/16		6	1	2	.500	0	0	.000	0	0	.000	1	0	1	2.0	0	0	2	1	0	0	2	3.8	
Colorado	12/10/16		3	0	0	.000	0	0	.000	0	0	.000	0	1	1	1.9	1	0	0	1	0	0	0	3.4	
vs. Illinois	12/17/16		7	0	1	.000	0	0	.000	1	2	.500	0	0	0	1.7	1	0	0	1	0	0	1	3.2	
Idaho State	12/20/16		6	1	4	.250	0	0	.000	2	2	1.000	0	0	0	1.6	1	0	0	0	0	0	4	3.3	
CSU Bakersfield	12/22/16		13	1	2	.500	0	0	.000	0	0	.000	0	2	2	1.6	2	0	0	0	1	0	2	3.2	
Santa Clara	12/29/16		10	4	4	1.000	0	0	.000	0	1	.000	1	1	2	1.6	2	0	0	1	1	0	8	3.5	
at Loyola Marymount	12/31/16		3	0	2	.000	0	0	.000	0	0	.000	0	0	0	1.5	0	0	0	0	0	0	0	3.3	
at Saint Mary's	01/05/17																								
Pacific	01/07/17																								
San Francisco	01/12/17																								
at San Diego	01/14/17																								
Pepperdine	01/19/17																								
at Pacific	01/21/17																								
at Santa Clara	01/26/17																								
Loyola Marymount	01/28/17																								
Gonzaga	02/02/17																								
Portland	02/04/17																								
at Pepperdine	02/09/17																								
at San Francisco	02/11/17																								
San Diego	02/16/17																								
Saint Mary's	02/18/17																								
at Portland	02/23/17																								
at Gonzaga	02/25/17																								
Totals			0	115	19	33	.576	0	0	.000	11	15	.733	9	14	23	1.5	20	0	5	6	3	0	49	3.3

**CAREER STATISTICS (ALL GAMES)**

Year	GP	GS	Min	Avg	FG	FGA	Pct	3FG	FGA	Pct	FT	FTA	Pct	Off	Def	TR	Avg	PF	FO	A	TO	Blk	Stl	Pts	Avg
2015-16	22	0	186	8.5	28	52	.538	0	0	.000	11	22	.500	11	24	35	1.6	29	0	3	16	1	1	67	3.0
2016-17	15	0	115	7.7	19	33	.576	0	0	.000	11	15	.733	9	14	23	1.5	20	0	5	6	3	0	49	3.3
TOTAL	37	0	301	8.1	47	85	.553	0	0	.000	22	37	.595	20	38	58	1.6	49	0	8	22	4	1	116	3.1

**CAREER STATISTICS (CONFERENCE GAMES)**

Year	GP	GS	Min	Avg	FG	FGA	Pct	3FG	FGA	Pct	FT	FTA	Pct	Off	Def	TR	Avg	PF	FO	A	TO	Blk	Stl	Pts	Avg
2015-16	13	0	67	5.2	8	22	.364	0	0	.000	4	7	.571	6	13	19	1.5	9	0	1	9	1	1	20	1.5
2016-17	2	0	13	6.5	4	6	.667	0	0	.000	0	1	.000	1	1	2	1.0	2	0	0	1	1	0	8	4.0
TOTAL	15	0	80	5.3	12	28	.429	0	0	.000	4	8	.500	7	14	21	1.4	11	0	1	10	2	1	28	1.9



#44 • CORBIN KAUFUSI  
6-10 • 260 • JR • CENTER



PROVO, UTAH  
TIMPVIEW HS

2016-17 SEASON — PPG: 0.0 RPG: 0.0 APG: 0.0 BPG: 0.0 SPG: 0.0 FG%: .000 3FG%: .000 FT%: .000

2016-17 • Junior

- Played on the defensive line on the BYU football team
- Made his basketball debut against Santa Clara

- Scored a career-best 9 points and added 6 rebounds vs. Portland in the WCC tournament
- Had 3-plus blocks 3 times and led the team in rebounds once

2015-16 • Sophomore

- Named the Best Conditioned Post Player at the team banquet
- Played in 36 games and started 23
- Posted season highs of 17 points (Long Beach State), 10 rebounds (twice), 2 assists (San Diego), 2 steals (twice) and 4 blocks (twice)
- Had the 4th highest field goal percentage in a single season at BYU
- Scored in double figures 7 times, had double digit rebounds twice and had 2 double-doubles
- Had 3-plus blocks 4 times
- Led the team in scoring once and rebounds twice
- Had a double-double at Long Beach State with 17 points, 10 rebounds and 3 blocks
- Had a streak of 3-straight games with double figure scoring

Before BYU

- Coached by Perry Wildeboer at Timpview High School
- As a junior averaged 11.6 points while helping Timpview to a record of 19-6
- As a sophomore helped Timpview win the 4A state title and finish with a record of 19-7
- Played in the 2011 All-Valley Basketball All-Star Classic
- Played football and helped Timpview win state titles in 2008 and 2009
- Second-team all-state in football in 2011
- A member of the National Honor Society and a four-year academic honoree
- Also recruited by Stanford to play football

In 2014-15 • Freshman

- Played in 34 games and started the final 13 of the season
- Posted season highs of 9 points (Portland), 9 rebounds (Gonzaga), 1 assist (3 times), 2 steals (3 times) and 4 blocks (Saint Mary's)
- Had the 3rd-most blocks by a BYU freshman with 34 and the fifth-best blocks per game average by a BYU freshman at 1.0
- Totaled 8 points, 6 rebounds and 2 blocks vs. Chaminade
- Posted 7 points, 6 rebounds, 3 blocks and 2 steals at Gonzaga
- Had 7 points, 7 boards, 1 assist, 2 blocks and 2 steals vs. Santa Clara in the WCC tournament

Personal

- Also plays on the defensive line for the BYU football team
- Parents are Steve (an assistant coach on the BYU football team) and Michelle and has four siblings
- Brother Bronson played football (2012-15) at BYU and played basketball for the Cougars in 2012-13
- Bronson currently plays for the Baltimore Ravens in the NFL
- Served a two-year mission for The Church of Jesus Christ of Latter-day Saints in South Korea
- An Eagle Scout

2016-17 SEASON HIGHS

PTS	—
1st H	—
2nd H	—
REB	—
AST	—
STL	—
BLK	—
FGM	—
FGA	1 vs. Santa Clara — 12/29/16
3PM	—
3PA	—
FTM	—
FTA	—

CAREER

PTS	17 at LBSU — 11/16/15
1st H	9 (2x) last vs. MVSU — 11/25/15
2nd H	9 at Santa Clara — 02/13/16
REB	10 (2x) last at San Francisco — 02/11/16
AST	1 (10x) last at Santa Clara — 02/13/16
STL	2 (5x) last vs. Gonzaga — 03/07/16
BLK	4 (3x) last vs. MVSU — 11/25/15
FGM	7 (2x) last vs. ASU — 11/20/15
FGA	10 at LBSU — 11/16/15
3PM	—
3PA	—
FTM	8 vs. Pepperdine — 01/30/16
FTA	10 (2x) last at San Francisco — 02/11/16

MISCELLANEOUS

	16-17	Career
Double-Figure Points	—	7 (6-1)
20-plus Points	—	—
Double-Figure Reb	—	2 (1-1)
Double-Doubles	—	2 (1-1)
3-plus Steals	—	—
3-plus Blocks	—	7 (6-1)
3-plus 3-point FG	—	—
Scoring Leader	—	1 (0-1)
Rebound Leader	—	3 (1-2)
Assist Leader	—	—

2016-17 GAME-BY-GAME

Opponent	Date	GS	Min	FG	FGA	Pct	3FG	FGA	Pct	FT	FTA	Pct	Off	Def	TR	Avg	PF	FO	A	TO	Blk	Stl	Pts	Avg
Princeton	11/14/16																							DNP
Coppin State	11/17/16																							DNP
Coastal Carolina	11/19/16																							DNP
vs. Saint Louis	11/21/16																							DNP
vs. Valparaiso	11/23/16																							DNP
Utah Valley	11/26/16																							DNP
vs. Utah State	11/30/16																							DNP
vs. USC	12/03/16																							DNP
Weber State	12/07/16																							DNP
Colorado	12/10/16																							DNP
vs. Illinois	12/17/16																							DNP
Idaho State	12/20/16																							DNP
CSU Bakersfield	12/22/16																							DNP
Santa Clara	12/29/16		4	0	1	.000	0	0	.000	0	0	.000	0	0	0	0.0	2	0	0	0	0	0	0	0.0
at Loyola Marymount	12/31/16		1	0	0	.000	0	0	.000	0	0	.000	0	0	0	0.0	0	0	0	0	0	0	0	0.0
at Saint Mary's	01/05/17		5	0	0	.000	0	0	.000	0	0	.000	0	0	0	0.0	0	0	0	0	0	0	0	0.0
Pacific	01/07/17																							
San Francisco	01/12/17																							
at San Diego	01/14/17																							
Pepperdine	01/19/17																							
at Pacific	01/21/17																							
at Santa Clara	01/26/17																							
Loyola Marymount	01/28/17																							
Gonzaga	02/02/17																							
Portland	02/04/17																							
at Pepperdine	02/09/17																							
at San Francisco	02/11/17																							
San Diego	02/16/17																							
Saint Mary's	02/18/17																							
at Portland	02/23/17																							
at Gonzaga	02/25/17																							
Totals			0	10	0	1	.000	0	0	.000	0	0	.000	0	0	0.0	2	0	0	0	0	0	0	0.0

CAREER STATISTICS (ALL GAMES)

Year	GP	GS	Min	Avg	FG	FGA	Pct	3FG	FGA	Pct	FT	FTA	Pct	Off	Def	TR	Avg	PF	FO	A	TO	Blk	Stl	Pts	Avg
2014-15	34	13	560	16.5	36	64	.563	0	0	.000	43	70	.614	57	76	133	3.9	117	5	3	34	34	11	115	3.4
2015-16	36	23	579	16.1	79	129	.612	0	0	.000	47	79	.595	62	99	161	4.5	98	3	10	37	42	13	205	5.7
2016-17	3	0	10	3.3	0	1	.000	0	0	.000	0	0	.000	0	0	0	0.0	2	0	0	0	0	0	0	0.0
TOTAL	73	36	1149	15.7	115	194	.593	0	0	.000	90	149	.604	119	175	294	4.0	217	8	13	71	76	24	320	4.4

CAREER STATISTICS (CONFERENCE GAMES)

Year	GP	GS	Min	Avg	FG	FGA	Pct	3FG	FGA	Pct	FT	FTA	Pct	Off	Def	TR	Avg	PF	FO	A	TO	Blk	Stl	Pts	Avg
2014-15	18	9	319	17.7	18	32	.563	0	0	.000	16	28	.571	29	41	70	3.9	69	4	1	12	24	4	52	2.9
2015-16	18	6	262	14.6	29	47	.617	0	0	.000	30	47	.638	30	54	84	4.7	45	0	4	14	17	3	88	4.9
2016-17	3	0	10	3.3	0	1	.000	0	0	.000	0	0	.000	0	0	0	0.0	2	0	0	0	0	0	0	0.0
TOTAL	39	15	591	15.2	47	80	.588	0	0	.000	46	75	.613	59	95	154	3.9	116	4	5	26	41	7	140	3.6

**5 players scored in double figures**

03/22/16 vs. Creighton, Seljaas 19, Davis 18, Emery 17, Fischer 15, Collinsworth 10

**6 players scored in double figures**

02/25/16 vs. Portland, Fischer 21, Emery 18, Collinsworth 14, Chatman 13, Davis 11, Seljaas 10

**No players scored in double figures**

02/21/05 at Air Force, 39-70 L

**One player recorded a double-double**

01/05/17 at Saint Mary's  
Eric Mika, 28 points, 10 rebounds

**Two players recorded a double-double**

12/22/16 vs. CSU Bakersfield  
Eric Mika, 13 points, 10 rebounds  
Yoeli Childs, 19 points, 12 rebounds

**One player recorded a triple-double**

03/16/16 vs. UAB  
Kyle Collinsworth, 19 points, 10 rebounds, 12 assists

**Two double-digit rebounders**

12/22/16 vs. CSU Bakersfield  
Eric Mika 10, Yoeli Childs 12

**Six players had 5 or more rebounds**

11/30/16 vs. Utah State, Childs 12, Rose 9, Mika 7, Emery 6, Guinn 6, Shaw 5

**Five players had 6 or more rebounds**

12/29/16 vs. Santa Clara, Mika 9, Rose 9, Childs 7, Haws 6, Shaw 6

**Four players had 9 or more rebounds**

12/30/06 vs. Seton Hall, Cummarad-12, Plaisted-9  
Young-9, Ainge-9

**Two players fouled out**

11/26/16 vs. Utah Valley  
Kyle Davis, L.J. Rose

**Three or more players fouled out**

01/03/09 vs. Wake Forest  
Chris Miles, Gavin MacGregor, Charles Abouo

**A BYU player received a technical foul**

12/29/16 vs. Santa Clara, Nick Emery

**An opponent player received a technical foul**

11/26/16 vs. Utah Valley, Brandon Randolph

**BYU coach received a technical foul**

03/10/15 vs. Gonzaga, Dave Rose

**An opponent coach received a technical foul**

01/29/15 vs. San Francisco, Rex Walters

**A BYU player ejected from a game**

12/02/15 at Utah, Nick Emery (flagrant 2 foul)

**An opponent player ejected from a game**

02/01/14 vs. Saint Mary's, Garrett Jackson (flagrant 2 foul)

**A coach ejected from the game**

11/30/05 vs. Lamar (at Delta Center)  
Lamar coach Billy Tubbs (2 technical fouls)

**AT LEAST two players scored 20+ points**

11/26/16 vs. Utah Valley, Emery 37, Mika 22

**Three players scored 20+ points**

01/09/16 vs. San Francisco, Fischer 25, Emery 21, Seljaas 20

**Four players scored 20+ points**

01/13/79 vs. New Mexico, D. Ainge-27, Scott Runia-25, Devin Durrant-20, Alan Taylor-20

**Two players scored 25+ points**

11/28/15 vs. Belmont, Emery 27, Collinsworth 26

**A player scored 30+ points**

11/26/16 vs. Utah Valley, Nick Emery 37

**A player scored 40+ points**

12/23/15 vs. New Mexico, Chase Fischer 41

**A player attempted 20 or more field goals**

11/26/16 vs. Utah Valley, Nick Emery 28

**A player had 5 or more steals**

01/05/17 at Saint Mary's, Nick Emery 5

**A player had double-digit assists**

03/18/16 vs. Virginia Tech, Kyle Collinsworth 10

**A player made double-digit free throws**

12/07/16 vs. Weber State, Eric Mika (10-15)

**A player shot 100% at the free throw line (min. 8 atts)**

02/06/16 vs. Pacific, Chase Fischer (14-14)

**A player shot 100% from the floor (min. 5 atts)**

11/26/16 vs. Utah Valley, Eric Mika (8-8)

**A player shot 100% on threes (min. 3 atts)**

11/23/16 vs. Valparaiso, Davin Guinn (3-3)

**Did not make a three**

03/08/14 vs. Loyola Marymount (0-12)

**Last time opponent did not make a three**

02/20/16 vs. San Diego (0-20)

**BYU had six or fewer turnovers**

01/05/17 at Saint Mary's, 3

**BYU committed 25-plus turnovers**

12/15/07 vs. Pepperdine, 86-67 W (29)

**BYU committed 11 or less team fouls in a game**

11/19/16 vs. Virginia Tech

**BYU scored 90 points**

11/26/16 vs. Utah Valley, 101

**BYU scored 100 points**

11/26/16 vs. Utah Valley, 101

**BYU scored 110 points**

02/11/16 at San Francisco, 114

**BYU scored less than 50 points in a game**

1/15/08 at UNLV 41-70 L

**Held opponent to less than 50 points in a game**

02/20/16 vs. San Diego 91-33 W

**BYU scored less than 40 points in a game**

2/21/05 at Air Force 39-70 L

**Held opponent to less than 40 points in a game**

02/20/16 vs. San Diego 91-33 W

**Shot 60% from the field**

01/03/15 at San Francisco (.600) 33-55

**Opponent shot 60% from the field**

12/22/05 at Utah State (.600) 36-60

**Shot 70% from the field in a half**

02/20/16 vs. San Diego (.714) 20-28

**Did not miss a 2-point FG attempt in a half**

02/23/04 vs. Air Force, 13-13 inside the arc, (14-17, .824 overall)

**Shot less than 30% from the field**

02/21/05 at Air Force, (.280), 14-50

**Shot 100% from the free throw line**

11/26/11 vs. Wisconsin (11-11)

**Shot 90% from the free throw line (at least 10 attempts)**

12/25/15 vs. Northern Iowa, (.905), 19-21

**Shot less than 50% from the free throw line**

11/16/15 at Long Beach State, (.381), 8-21

**Shot 60% on 3-pointers**

02/11/16 at San Francisco (.630), 17-27

**Shot 70% on 3-pointers**

12/11/13 vs. Prairie View A&M (.714), 10-14

**Opponent scored less than 20 points in the 1st half**

02/20/16 vs. San Diego, 11 (39-11, 91-33 W)

**Opponent scored less than 20 points in the 2nd half**

01/10/13 vs. Pepperdine, 16 (46-16, 76-51 W)

**BYU scored less than 20 points in the 1st half**

02/21/05 at Air Force, 13 (BYU trailed 13-37)

**BYU scored less than 20 points in the 2nd half**

01/15/00 vs. Utah, 19

**Opponent scored 50 or more points in a half**

12/3/16 vs. USC (52, second half)

**BYU scored 50 or more points in the first half**

11/26/16 vs. Utah Valley, 52

**BYU scored 50 or more points in the second half**

12/3/16 vs. USC, 52

**BYU scored 60 or more points in the first half**

11/25/14 vs. Chaminade, 66

**BYU scored 60 or more points in the second half**

12/2/14 at Utah State, 60

**Won by 60 or more points (largest margin ever)**

12/22/06 vs. W. Oregon (62) 102-40

**Won by 50 or more points**

02/20/16 vs. San Diego (58) 91-33

**Won by 40 or more points**

02/20/16 vs. San Diego (58) 91-33

**Won by 30 or more points**

11/21/16 vs. Saint Louis (30) 92-62

**Won by 25 or more points**

12/20/16 vs. Idaho State (26) 84-58

**Lost by 35-plus points**

11/22/04 vs. North Carolina (36) 86-50

**Lost by 30-plus points**

2/21/05 at Air Force (31) 39-70

**Lost by 25-plus points**

01/15/08 at UNLV (29) 70-41

**Played an overtime game**

12/22/15 vs. Harvard, 82-85 L (OT)

**Won in single overtime**

12/23/14 vs. UMass, 77-71 W (OT)

**Lost in overtime**

12/22/15 vs. Harvard, 82-85 L (OT)

**Played a double OT game**

11/24/14 vs. San Diego State, 87-92 L (2OT)

**Played a triple OT game**

01/23/14 at Portland, 114-110 L (3OT)

**Won 15-straight games**

2009-10 (15)

**Won 10-straight games**

2010-11 (10)

**Lost 3-straight games**

2013-14 @ Oregon, @ LMU, @ Pepperdine

**Lost 4-straight games**

2013-14 @ Utah, @ Oregon, @ LMU, @ Pepperdine

**Lost 5-straight games**

2004-05 @ UNM, @ AFA, @ Utah, UNLV, vs. UNM (at MWC)

**Lost 9-straight games**

1997-98

**Lost 10-straight games**

1996-97 (21) - school record

**Played an NCAA tournament game**

03/20/14 vs. Oregon-NCAA 2nd Round, 68-87

**Won an NCAA tournament game**

03/13/12 vs. Iona-NCAA 1st Round, 78-72

**Won two NCAA tournament games**

1980-81 Princeton 60-51, UCLA 78-55, Notre Dame 51-50, then lost to Virginia 60-74  
2010-11 Wofford 74-66, Gonzaga 89-67

**Won three NCAA Tournament games**

1980-81 Princeton 60-51, UCLA 78-55, Notre Dame 51-50, then lost to Virginia 60-74

**Played in the NIT**

03/29/16 vs. Valparaiso, 70-72 L

**Won an NIT game**

03/22/16 vs. Creighton, 88-82 W

**Won two NIT games**

2015-16 UAB 97-79, Virginia Tech 80-77, Creighton 88-82

**Won three NIT games**

2015-16 Advanced to NIT semifinals  
2012-13 Advanced to NIT semifinals  
1965-66 NIT CHAMPIONS  
1950-51 NIT CHAMPIONS

**Won a conference tournament**

2000-01

**Won a regular season conference title**

2010-11

**Won a conference regular season outright**

2007-08

**Defeated a ranked team**

02/04/16 vs. Saint Mary's (rv/25), 70-59

**Defeated a ranked team at home**

02/04/16 vs. Saint Mary's (rv/25), 70-59

**Defeated a ranked team on the road**

01/15/16 at Gonzaga (25/21), 69-68

**Was ranked in the top 25 AP Poll**

03/14/11 Ranked 10th

**Was ranked in the top 25 Coaches Poll**

03/29/11 Ranked 13th

**Finished season ranked in the top 25 polls**

2010-11 10th (AP), 13th (Coaches)

**Official Basketball Box Score -- Game Totals -- Final Statistics**  
**Princeton vs BYU**  
**11/14/16 8:01 p.m. at Provo, Utah, Marriott Center**

**Princeton 73 • 0-1**

#	Player	Total		3-Ptr		Rebounds			PF	TP	A	TO	Blk	Stl	Min
		FG	FGA	FG	FGA	FT	FTA	Off							
05	Bell, Amir	* 2-9	0-3	0-1	0 0 0	5	4	2	2	0	1	23			
10	Weisz, Spencer	* 2-10	1-7	0-0	1 7 8	2	5	4	2	0	0	34			
21	Caruso, Henry	* 5-9	1-3	0-0	1 5 6	4	11	1	1	0	0	26			
25	Cook, Steven	* 4-9	0-3	4-5	0 4 4	3	12	3	1	0	2	35			
30	Brase, Hans	* 4-11	3-8	0-0	1 3 4	5	13	2	1	0	0	19			
00	Young, Aaron	0-0	0-0	0-0	0 0 0	0	0	0	0	0	0	0+			
02	Morales, Jose	0-1	0-0	0-0	0 0 0	0	0	0	0	1	0	1			
03	Cannady, Devin	6-14	4-10	2-2	1 5 6	4	18	1	1	0	1	30			
12	Stephens, Myles	2-4	1-1	2-2	0 1 1	1	7	0	1	0	1	11			
13	Gladson, Will	0-0	0-0	0-0	0 0 0	2	0	0	1	0	0	2			
14	Rayner, Khyan	0-0	0-0	0-0	0 0 0	0	0	0	0	0	0	0+			
31	Miller, Pete	2-4	0-0	1-2	2 3 5	2	5	1	0	0	0	14			
35	Brennan, Alec	0-1	0-0	0-0	1 0 1	1	0	0	0	0	0	5			
Team					2 0 2										
Totals		27-72	10-35	9-12	9 28 37	29	73	14	11	0	8	200			

FG % 1st Half: 13-36 36.1% 2nd half: 14-36 38.9% Game: 27-72 37.5%  
 3FG % 1st Half: 6-21 28.6% 2nd half: 4-14 28.6% Game: 10-35 28.6%  
 FT % 1st Half: 3-4 75.0% 2nd half: 6-8 75.0% Game: 9-12 75.0%

**BYU 82 • 1-0**

#	Player	Total		3-Ptr		Rebounds			PF	TP	A	TO	Blk	Stl	Min
		FG	FGA	FG	FGA	FT	FTA	Off							
04	EMERY, Nick	* 6-14	1-7	2-2	1 7 8	2	15	4	3	0	3	37			
05	ROSE, L.J.	* 1-6	0-1	2-4	0 3 3	2	4	3	2	0	0	31			
12	MIKA, Eric	* 7-14	0-0	12-13	9 9 18	2	26	3	2	2	1	34			
21	DAVIS, Kyle	* 2-4	0-0	3-6	1 4 5	4	7	0	3	2	0	23			
30	HAWS, TJ	* 5-11	3-6	7-8	1 1 2	4	20	1	1	0	3	35			
03	BRYANT, Elijah	1-6	0-2	3-4	2 4 6	2	5	1	1	0	1	15			
10	BE0, Steven	0-0	0-0	0-0	0 0 0	1	0	0	0	0	0	2			
23	CHILDS, Yoeli	2-5	0-0	1-4	0 6 6	2	5	0	1	1	0	23			
24	GUINN, Davin	0-0	0-0	0-0	0 0 0	0	0	0	0	0	0	0+			
40	AYTES, Jamal	0-0	0-0	0-0	0 1 1	0	0	0	0	0	0	0+			
Team					0 3 3										
Totals		24-60	4-16	30-41	14 38 52	19	82	12	13	5	8	200			

FG % 1st Half: 13-28 46.4% 2nd half: 11-32 34.4% Game: 24-60 40.0%  
 3FG % 1st Half: 2-11 18.2% 2nd half: 2-5 40.0% Game: 4-16 25.0%  
 FT % 1st Half: 16-18 88.9% 2nd half: 14-23 60.9% Game: 30-41 73.2%

Officials: Michael Irving, Gregory Nixon, Jimmy Casas  
 Technical fouls: Princeton-None. BYU-None.  
 Attendance: 15926

Score by periods	1st	2nd	Total
Princeton	35	38	73
BYU	44	38	82

**Official Basketball Box Score -- Game Totals -- Final Statistics**  
**Coppin State vs BYU**  
**11/17/16 7:05 p.m. at Provo, Utah, Marriott Center**

**Coppin State 59 • 0-4, 0-0**

#	Player	Total		3-Ptr		Rebounds			PF	TP	A	TO	Blk	Stl	Min
		FG	FGA	FG	FGA	FT	FTA	Off							
03	TREADWELL, Josh	* 3-15	1-9	2-2	2 3 5	4	9	0	2	0	0	22			
15	SIMPSON, Blake	* 1-3	0-0	0-1	1 3 4	3	2	0	0	0	0	16			
22	SHIVERS, Keith	* 3-7	1-1	2-3	0 1 1	3	9	0	1	1	2	22			
23	GRIPPER, Joseph	* 0-2	0-0	0-0	0 0 0	2	0	0	2	0	2	12			
25	HARRIS, Terry	* 3-15	1-5	3-4	6 3 9	2	10	1	3	0	3	24			
00	HINSON, Rasool	2-3	0-0	1-1	0 1 1	1	5	0	0	0	0	8			
02	DAVENPORT, Juwan	2-6	0-1	0-2	3 2 5	0	4	0	1	0	2	13			
04	THOMAS, Tre'	1-10	1-7	0-0	0 1 1	1	3	1	1	0	0	17			
11	HICKS, Izais	2-5	0-0	1-6	2 1 3	2	5	0	0	1	1	20			
13	CLAYTON, Dejuan	4-9	1-2	2-3	0 2 2	2	11	4	1	0	1	29			
21	BROWNLEE, Lucian	0-5	0-3	0-0	0 1 1	1	0	0	0	0	0	14			
35	MURINDA, Mufaro	0-1	0-1	1-2	0 1 1	0	1	0	0	0	0	3			
Team					5 1 6										
Totals		21-81	5-29	12-24	19 20 39	21	59	6	11	2	11	200			

FG % 1st Half: 13-43 30.2% 2nd half: 8-38 21.1% Game: 21-81 25.9%  
 3FG % 1st Half: 3-14 21.4% 2nd half: 2-15 13.3% Game: 5-29 17.2%  
 FT % 1st Half: 3-8 37.5% 2nd half: 9-16 56.3% Game: 12-24 50.0%

**BYU 96 • 2-0, 0-0**

#	Player	Total		3-Ptr		Rebounds			PF	TP	A	TO	Blk	Stl	Min
		FG	FGA	FG	FGA	FT	FTA	Off							
04	EMERY, Nick	* 4-8	2-6	3-3	0 2 2	0	13	3	3	0	1	22			
05	ROSE, L.J.	* 1-2	1-2	2-2	1 2 3	0	5	1	0	1	0	22			
12	MIKA, Eric	* 6-8	0-0	6-7	2 3 5	1	18	1	2	3	0	15			
21	DAVIS, Kyle	* 2-6	0-0	0-0	1 5 6	2	4	1	2	0	1	15			
30	HAWS, TJ	* 4-8	3-7	0-0	0 5 5	2	11	1	2	0	1	22			
02	FRAMPTON, Zach	0-1	0-0	0-0	0 4 4	2	0	0	0	0	0	8			
03	BRYANT, Elijah	3-7	0-3	5-5	0 7 7	1	11	3	3	0	2	21			
10	BE0, Steven	0-1	0-1	0-1	0 1 1	1	0	1	0	0	0	10			
13	LEIFSON, Colby	1-5	1-5	0-0	1 2 3	2	3	1	0	0	0	9			
15	DASTRUP, Payton	4-6	1-1	0-0	0 2 2	3	9	0	1	0	0	7			
23	CHILDS, Yoeli	4-5	0-0	0-1	3 12 15	2	8	3	5	1	1	20			
24	GUINN, Davin	1-4	1-2	2-2	0 0 0	1	5	1	1	0	1	10			
31	SHAW, Braiden	1-1	0-0	0-0	1 1 2	2	2	0	1	0	0	8			
40	AYTES, Jamal	3-3	0-0	1-2	2 0 2	4	7	0	1	1	0	11			
Team					1 5 6										
Totals		34-65	9-27	19-23	12 51 63	23	96	20	22	5	8	200			

FG % 1st Half: 16-33 48.5% 2nd half: 18-32 56.3% Game: 34-65 52.3%  
 3FG % 1st Half: 4-15 26.7% 2nd half: 5-12 41.7% Game: 9-27 33.3%  
 FT % 1st Half: 12-14 85.7% 2nd half: 7-9 77.8% Game: 19-23 82.6%

Officials: Frank Harvey III, Kelly Pfeifer, Jim Schipper  
 Technical fouls: Coppin State-None. BYU-None.  
 Attendance: 12444

Score by periods	1st	2nd	Total
Coppin State	32	27	59
BYU	48	48	96

In	Off	2nd	Fast	Bench
Points	Paint	T/O	Chance	Break
CSUM	24	15	7	4
BYU	46	16	15	17

Score tied - 0 times.  
 Largest lead - CSUM None, BYU by 42 2nd-02:34.  
 CSUM led for 00:00. BYU led for 39:16. Game was tied for 00:44.  
 Lead changed - 0 times.

**Official Basketball Box Score -- Game Totals -- Final Statistics**  
**Coastal Carolina vs BYU**  
**11/19/16 7:35 p.m. at Provo, Utah, Marriott Center**

**Coastal Carolina 65 • 1-3, 0-0**

#	Player	Total		3-Ptr		Rebounds			PF	TP	A	TO	Blk	Stl	Min
		FG	FGA	FG	FGA	FT	FTA	Off							
03	Williams-Powell, Jos	* 3-11	0-3	5-8	1 5 6	2	11	0	3	1	1	23			
05	Shaw, Jaylen	* 3-8	2-2	0-0	0 3 3	0	8	4	1	0	2	32			
22	Wilson, Elijah	* 4-14	3-9	0-0	1 2 3	0	11	0	0	0	0	23			
32	Coleman, Josh	* 2-6	0-0	0-0	2 4 6	2	4	0	0	1	0	14			
45	Ray-St Cyr, Colton	* 1-7	0-2	2-3	0 4 4	3	4	3	3	0	0	21			
00	Robertson, Jaylan	2-5	0-1	0-0	0 1 1	2	4	3	1	0	1	20			
01	Holmes Jr, Kevin	0-0	0-0	0-0	0 0 0	0	0	0	0	0	0	3			
02	Labinowicz, Artur	1-5	0-2	0-3	0 1 1	1	2	1	1	0	0	22			
12	Enanga, Michel	0-1	0-1	0-0	0 2 2	1	0	0	0	0	0	4			
15	Bamba, Amidou	5-7	0-0	0-0	0 4 4	1	10	0	0	1	1	21			
20	Beck, Demario	5-12	0-6	1-2	3 5 8	3	11	1	0	0	1	17			
Team					6 2 8										
Totals		26-76	5-26	8-16	13 33 46	15	65	12	9	3	6	200			

FG % 1st Half: 10-38 26.3% 2nd half: 16-38 42.1% Game: 26-76 34.2%  
 3FG % 1st Half: 1-12 8.3% 2nd half: 4-14 28.6% Game: 5-26 19.2%  
 FT % 1st Half: 4-7 57.1% 2nd half: 4-9 44.4% Game: 8-16 50.0%

**BYU 81 • 3-0, 0-0**

#	Player	Total		3-Ptr		Rebounds			PF	TP	A	TO	Blk	Stl	Min
		FG	FGA	FG	FGA	FT	FTA	Off							
04	EMERY, Nick	* 6-12	2-6	0-0	0 2 2	0	14	3	0	0	1	23			
05	ROSE, L.J.	* 3-6	1-3	2-2	0 6 6	1	9	3	1	1	3	32			
12	MIKA, Eric	* 8-12	0-0	3-6	2 9 11	1	19	1	2	3	0	25			
21	DAVIS, Kyle	* 4-5	0-0	0-1	1 5 6	4	8	2	1	1	1	21			
30	HAWS, TJ	* 3-12	1-3	1-											

**Official Basketball Box Score -- Game Totals -- Final Statistics**  
**Valparaiso vs BYU**  
**11/23/16 9:00 PM at MGM Grand Garden Arena (Las Vegas, NV)**

**Valparaiso 92 • 5-1**

#	Player	Total			3-Ptr			Rebounds			PF	TP	A	TO	Blk	Stl	Min
		FG-FGA	FT-FTA	Reb Tot	FG-FGA	FT-FTA	Off	Def	Off	Def							
02	WALKER, Tevonn	* 4-9	3-6	2-2	1	4	5	4	13	1	3	0	1	3	1	21	
11	HAMMINK, Shane	* 8-13	0-2	7-9	0	2	2	2	23	3	3	0	1	3	1	37	
15	WILLIAMS, Lexus	* 3-7	2-5	4-5	1	2	3	2	12	3	0	0	0	0	0	31	
23	ADEKOYA, Jubril	* 5-9	2-4	0-0	0	8	8	4	12	1	2	0	0	0	0	32	
25	PETERS, Alec	* 7-19	1-4	11-12	3	9	12	4	26	1	4	0	0	3	39		
01	BRADFORD, Micah	0-0	0-0	0-0	0	0	0	0	0	0	0	0	0	0	0	2	
03	JOSEPH, Max	1-6	1-2	3-6	5	3	8	4	6	5	2	2	0	2	29		
14	SOROLLA, Jaume	0-0	0-0	0-0	0	0	0	3	0	0	1	0	0	0	6		
21	SMITS, Derrick	0-1	0-0	0-0	0	0	0	0	0	0	0	0	0	0	3		
<b>Team</b>					3	1	4										
<b>Totals</b>		28-64	9-23	27-34	13	29	42	23	92	14	15	2	5	20	200		

FG % 1st Half: 15-33 45.5% 2nd half: 13-31 41.9% Game: 28-64 43.8% Deadball Rebounds 4  
 3FG % 1st Half: 4-11 36.4% 2nd half: 5-12 41.7% Game: 9-23 39.1%  
 FT % 1st Half: 10-12 83.3% 2nd half: 17-22 77.3% Game: 27-34 79.4%

**BYU 89 • 4-1**

#	Player	Total			3-Ptr			Rebounds			PF	TP	A	TO	Blk	Stl	Min
		FG-FGA	FT-FTA	Reb Tot	FG-FGA	FT-FTA	Off	Def	Off	Def							
04	EMERY, Nick	* 5-16	4-8	4-5	1	3	4	4	18	3	2	1	3	3	33		
05	ROSE, L.J.	* 0-6	0-2	2-2	0	7	7	3	2	6	1	0	0	0	33		
12	MIKA, Eric	* 3-7	0-1	7-8	1	2	3	4	13	1	2	1	0	1	19		
21	DAVIS, Kyle	* 3-5	0-0	3-3	0	3	3	3	9	2	4	1	0	0	28		
30	HAWS, TJ	* 6-10	3-5	0-0	0	2	2	3	15	0	1	0	0	0	26		
03	BRYANT, Elijah	1-4	0-3	5-6	0	1	1	3	7	1	3	0	0	1	15		
15	DASTRUP, Payton	2-4	0-0	0-0	2	1	3	4	0	0	0	0	0	0	8		
23	CHILDS, Yoeli	1-2	0-0	1-2	0	2	2	3	3	1	0	2	0	1	11		
24	GUINN, Davin	4-4	3-3	0-0	1	1	2	1	11	1	0	0	0	0	13		
31	SHAW, Braiden	0-0	0-0	2-2	1	1	2	0	2	0	0	0	1	4			
40	AYTES, Jamal	1-2	0-0	3-4	1	0	1	0	5	0	0	0	0	0	10		
<b>Team</b>					0	3	3										
<b>Totals</b>		26-60	10-22	27-32	7	26	33	25	89	15	13	5	5	200			

FG % 1st Half: 15-35 42.9% 2nd half: 11-25 44.0% Game: 26-60 43.3% Deadball Rebounds 3  
 3FG % 1st Half: 5-13 38.5% 2nd half: 5-9 55.6% Game: 10-22 45.5%  
 FT % 1st Half: 11-13 84.6% 2nd half: 16-19 84.2% Game: 27-32 84.4%

Officials: Gerry Pollard, Kipp Kissinger, Larry Spaulding  
 Technical fouls: Valparaiso-None. BYU-HAWS, TJ.  
 Attendance: Men Who Speak Up Main Event - Heavyweight Championship Game

Score by periods	1st	2nd	Total
Valparaiso	44	48	92
BYU	46	43	89

	In	Off	2nd	Fast	Bench
Points	Paint	T/O	Chance	Break	
VU	34	22	13	6	6
BYU	26	11	12	4	32

Last FG - VU 2nd-00:13, BYU 2nd-00:41.  
 Largest lead - VU by 8 2nd-05:29, BYU by 12 1st-11:52.  
 VU led for 13:40. BYU led for 23:50. Game was tied for 02:30.

Score tied - 7 times.  
 Lead changed - 5 times.

**Official Basketball Box Score -- Game Totals -- Final Statistics**  
**Utah Valley vs BYU**  
**11/26/16 4:05 p.m. at Provo, Utah, Marriott Center**

**Utah Valley 114 • 4-1**

#	Player	Total			3-Ptr			Rebounds			PF	TP	A	TO	Blk	Stl	Min
		FG-FGA	FT-FTA	Reb Tot	FG-FGA	FT-FTA	Off	Def	Off	Def							
11	Toolson,Conner	* 7-13	4-8	3-4	0	1	1	2	21	1	3	0	3	33			
21	Nelson,Zach	* 1-3	0-2	3-4	0	4	4	4	5	3	2	0	1	30			
22	Nelson,Isaac	* 10-12	2-2	4-5	4	5	9	3	26	1	3	2	1	24			
23	Randolph,Brandon	* 5-14	3-7	8-10	1	8	9	2	21	14	5	0	1	37			
25	Ogbe,Kenneth	* 2-5	2-4	0-0	0	1	1	4	6	1	2	0	0	14			
05	Schenck,Hayden	1-1	0-0	0-0	1	0	1	2	2	0	1	0	0	5			
10	Poydras,Jordan	6-12	4-7	4-7	1	4	5	0	20	3	2	0	2	29			
12	Tahvanainen,Joonas	0-0	0-0	0-0	0	0	0	1	0	0	0	0	0	1			
13	Young,Ivory	0-0	0-0	0-0	0	0	0	0	0	0	0	0	0	4			
24	Stutzman,Jared	3-7	3-7	2-2	1	6	7	2	11	0	4	3	0	19			
42	Batson,Andrew	1-1	0-0	0-0	0	1	1	2	2	0	0	0	0	4			
<b>Team</b>					1	4	5										
<b>Totals</b>		36-68	18-37	24-32	9	34	43	22	114	23	22	5	8	200			

FG % 1st Half: 18-34 52.9% 2nd half: 18-34 52.9% Game: 36-68 52.9% Deadball Rebounds 4  
 3FG % 1st Half: 12-22 54.5% 2nd half: 6-15 40.0% Game: 18-37 48.6%  
 FT % 1st Half: 6-6 100.0% 2nd half: 18-26 69.2% Game: 24-32 75.0%

**BYU 101 • 4-2**

#	Player	Total			3-Ptr			Rebounds			PF	TP	A	TO	Blk	Stl	Min
		FG-FGA	FT-FTA	Reb Tot	FG-FGA	FT-FTA	Off	Def	Off	Def							
04	EMERY, Nick	* 15-28	5-12	2-2	0	3	3	3	37	4	7	0	2	39			
05	ROSE, L.J.	* 1-6	0-2	5-6	0	7	7	5	7	6	0	0	2	31			
12	MIKA, Eric	* 8-8	0-0	6-9	3	2	5	5	22	2	3	0	1	26			
21	DAVIS, Kyle	* 4-9	0-0	3-4	2	4	6	4	11	1	4	1	0	24			
30	HAWS, TJ	* 1-10	0-4	4-5	0	2	2	3	6	7	0	0	1	29			
10	BE0, Steven	0-0	0-0	0-0	0	0	0	0	0	0	0	0	0	1			
13	LEIFSON, Colby	1-1	1-1	0-0	0	0	0	3	3	0	0	0	0	1			
15	DASTRUP, Payton	0-0	0-0	0-0	1	1	2	0	0	0	1	0	0	2			
23	CHILDS, Yoeli	4-7	0-0	0-2	1	5	6	2	8	0	0	1	0	19			
24	GUINN, Davin	1-5	0-2	1-2	1	1	2	1	3	0	0	0	1	20			
31	SHAW, Braiden	2-2	0-0	0-0	1	0	1	0	4	0	0	0	1	3			
40	AYTES, Jamal	0-2	0-0	0-0	0	1	1	2	0	1	0	0	0	5			
<b>Team</b>					2	1	3										
<b>Totals</b>		37-78	6-21	21-30	11	27	38	28	101	21	15	2	8	200			

FG % 1st Half: 19-36 52.8% 2nd half: 18-42 42.9% Game: 37-78 47.4% Deadball Rebounds 5  
 3FG % 1st Half: 4-12 33.3% 2nd half: 2-9 22.2% Game: 6-21 28.6%  
 FT % 1st Half: 10-16 62.5% 2nd half: 11-14 78.6% Game: 21-30 70.0%

Officials: Chris Rastatter, Winston Smith, Tom O'Neill  
 Technical fouls: Utah Valley-Randolph,Brandon. BYU-None.  
 Attendance: 16003

Score by periods	1st	2nd	Total
Utah Valley	54	60	114
BYU	52	49	101

	In	Off	2nd	Fast	Bench
Points	Paint	T/O	Chance	Break	
UVU	36	19	10	12	35
BYU	58	22	16	11	18

Last FG - UVU 2nd-00:48, BYU 2nd-00:36.  
 Largest lead - UVU by 16 2nd-04:14, BYU by 5 1st-17:13.  
 UVU led for 34:08. BYU led for 04:47. Game was tied for 01:05.

Score tied - 1 time.  
 Lead changed - 3 times.

**Official Basketball Box Score -- Game Totals -- Final Statistics**  
**BYU vs Utah State**  
**11/30/16 7:05 pm at Salt Lake City, Vivint Smart Home Arena**

**BYU 77 • 5-2**

#	Player	Total			3-Ptr			Rebounds			PF	TP	A	TO	Blk	Stl	Min
		FG-FGA	FT-FTA	Reb Tot	FG-FGA	FT-FTA	Off	Def	Off	Def							
04	EMERY, Nick	* 3-15	2-6	2-2	0	6	6	1	10	3	3	0	1	37			
05	ROSE, L.J.	* 3-6	2-4	10-11	3	6	9	0	18	6	1	0	1	27			
12	MIKA, Eric	* 7-17	0-0	6-8	2	5	7	3	20	1	3	4	3	29			
23	CHILDS, Yoeli	* 4-7	0-0	1-2	4	8	12	3	9	1	1	0	1	26			
30	HAWS, TJ	* 2-8	0-4	2-2	2	2	4	0	6	1	0	0	1	30			
02	FRAMPTON, Zach	0-0	0-0	0-0	0	0	0	0	0	0	0	0	0	0+			
10	BE0, Steven	0-0	0-0	0-0	0	0	0	1	0	0	0	0	0	1			
13	LEIFSON, Colby	0-1	0-1	0-0	0	0	0	1	0	0	1	0	0	4			
24	GUINN, Davin	1-10	0-5	0-0	3	3	6	2	2	0	1	0	2	22			
31	SHAW, Braiden	4-4	0-0	2-2	4	1	5	1	10	1	1	0	0	14			
40	AYTES, Jamal	1-3	0-0	0-0	2	1	3	2	2	1	0	0	0	10			
<b>Team</b>					3	0	3										
<b>Totals</b>		25-71	4-20	23-27	23	32	55	14	77	14	12	4	9	200			

FG % 1st Half: 17-44 38.6% 2nd half: 8-27 29.6% Game: 25-71 35.2% Deadball Rebounds 4  
 3FG % 1st Half: 1-11 9.1% 2nd half: 3-9 33.3% Game: 4-20 20

**Official Basketball Box Score -- Game Totals -- Final Statistics**  
**Weber State vs BYU**  
**12/07/16 7:05 pm at Provo, Utah, Marriott Center**

**Weber State 66 • 2-6**

#	Player	Total		3-Ptr		Rebounds			PF	TP	A	TO	Blk	Stl	Min
		FG-FGA	FT-FTA	FG-FGA	FT-FTA	Off	Def	Tot							
05	JOHN, Cody	* 2-7	0-2	2-5	0	4	4	1	6	3	5	1	2	27	
22	RICHARDSON, Ryan	* 5-11	3-9	0-0	0	2	2	1	13	2	1	1	3	35	
30	SEGLIN, Jeremy	* 5-11	2-7	0-5	0	3	3	2	12	4	2	0	0	36	
35	HILL, Kyndahl	* 2-5	0-0	0-1	3	2	5	5	4	0	1	0	1	16	
44	BRAXTON, Zach	* 7-12	0-0	4-10	5	8	13	5	18	0	0	0	0	27	
03	DALLAS, Jordan	1-1	0-0	1-1	2	3	5	4	3	0	1	0	0	20	
10	HARDING, Jerrick	2-5	0-3	4-4	0	1	1	3	8	1	3	0	0	16	
24	CANNON, McKay	0-0	0-0	0-0	0	0	0	0	0	0	0	1	0	8	
25	BAKER, Dusty	0-4	0-3	0-0	0	2	2	2	0	1	1	0	0	15	
Team					0	1	1		*						
Totals		24-56	5-24	11-26	10	26	36	23	66	11	14	3	6	200	

FG % 1st Half: 11-28 39.3% 2nd half: 13-28 46.4% Game: 24-56 42.9% Deadball Rebounds 6  
 3FG % 1st Half: 2-13 15.4% 2nd half: 3-11 27.3% Game: 5-24 20.8%  
 FT % 1st Half: 2-4 50.0% 2nd half: 9-22 40.9% Game: 11-26 42.3%

**BYU 77 • 6-3**

#	Player	Total		3-Ptr		Rebounds			PF	TP	A	TO	Blk	Stl	Min
		FG-FGA	FT-FTA	FG-FGA	FT-FTA	Off	Def	Tot							
04	EMERY, Nick	* 2-9	1-4	2-2	0	2	2	3	7	6	1	0	1	37	
05	ROSE, L.J.	* 2-6	0-2	0-0	2	6	8	2	4	2	1	0	1	25	
12	MIKA, Eric	* 8-16	0-0	10-15	5	5	10	3	26	4	3	1	0	29	
23	CHILDS, Yoeli	* 5-8	0-0	0-0	0	8	8	4	10	0	2	1	1	27	
30	HAWS, TJ	* 5-10	2-5	3-3	1	1	2	3	15	5	3	0	0	37	
02	FRAMPTON, Zach	0-0	0-0	0-0	0	0	0	0	0	0	0	0	0	4	
10	BEO, Steven	0-0	0-0	0-0	0	0	0	0	0	0	0	0	0	1	
13	LEIFSON, Colby	0-0	0-0	0-0	0	0	0	0	0	0	0	0	0	1	
15	DASTRUP, Payton	0-0	0-0	0-0	0	0	0	1	0	0	0	0	0	1	
21	DAVIS, Kyle	5-8	0-0	3-3	0	3	3	2	13	0	1	1	1	16	
24	GUINN, Davin	0-0	0-0	0-0	0	4	4	1	0	0	0	0	1	16	
40	AYTES, Jamal	1-2	0-0	0-0	1	0	1	0	2	2	1	0	0	6	
Team					1	2	3								
Totals		28-59	3-11	18-25	10	31	41	21	77	19	12	3	6	200	

FG % 1st Half: 15-31 48.4% 2nd half: 13-28 46.4% Game: 28-59 47.5% Deadball Rebounds 2  
 3FG % 1st Half: 3-7 42.9% 2nd half: 0-4 0.0% Game: 3-11 27.3%  
 FT % 1st Half: 4-7 57.1% 2nd half: 14-18 77.8% Game: 18-25 72.0%

Officials: Bob Staffen, Gregory Nixon, Randy Heimerman  
 Technical fouls: Weber State-None. BYU-None.  
 Attendance: 12859  
 \* - points scored by the other team (wrong basket)

Score by periods	1st	2nd	Total
Weber State	28	38	66
BYU	37	40	77

Points	In	Off	2nd	Fast	Bench
WSU	Paint	T/O	Chance	Break	
BYU	28	15	10	8	11
BYU	44	20	17	4	15

Last FG - WSU 2nd-02:11, BYU 2nd-00:47.  
 Largest lead - WSU by 1 1st-13:50, BYU by 13 2nd-19:22.  
 WSU led for 00:17. BYU led for 36:59. Game was tied for 02:44.

Score tied - 5 times.  
 Lead changed - 2 times.

**Official Basketball Box Score -- Game Totals -- Final Statistics**  
**Colorado vs BYU**  
**12/10/16 8:05 p.m. at Provo, Utah, Marriott Center**

**Colorado 71 • 7-3**

#	Player	Total		3-Ptr		Rebounds			PF	TP	A	TO	Blk	Stl	Min
		FG-FGA	FT-FTA	FG-FGA	FT-FTA	Off	Def	Tot							
01	Gordon, Wesley	* 1-3	0-0	1-2	3	2	5	2	3	4	3	3	0	26	
11	Johnson, Xavier	* 5-13	2-6	5-5	1	4	5	4	17	0	1	0	1	34	
21	White, Derrick	* 7-12	3-6	4-4	0	2	2	4	21	1	2	1	0	29	
24	King, George	* 5-13	0-4	4-4	2	10	12	2	14	2	1	0	0	30	
44	Fortune, Josh	* 0-8	0-6	0-0	0	3	3	4	0	1	2	0	0	22	
00	Akyazili, Thomas	1-4	1-2	0-0	1	1	2	2	3	4	0	0	2	16	
05	Brown, Deleon	0-0	0-0	0-0	0	0	0	1	0	1	0	0	1	5	
14	Miller, Tory	2-2	0-0	2-4	0	0	0	3	6	0	0	0	0	9	
23	Peters, Bryce	1-4	0-3	0-1	0	2	2	3	2	1	2	0	1	21	
25	Siewert, Lucas	2-3	1-2	0-0	0	0	0	0	5	0	0	0	0	8	
Team					0	0	0								
Totals		24-62	7-29	16-20	7	24	31	25	71	14	11	4	5	200	

FG % 1st Half: 15-33 45.5% 2nd half: 9-29 31.0% Game: 24-62 38.7% Deadball Rebounds 2  
 3FG % 1st Half: 4-16 25.0% 2nd half: 3-13 23.1% Game: 7-29 24.1%  
 FT % 1st Half: 4-5 80.0% 2nd half: 12-15 80.0% Game: 16-20 80.0%

**BYU 79 • 7-3**

#	Player	Total		3-Ptr		Rebounds			PF	TP	A	TO	Blk	Stl	Min
		FG-FGA	FT-FTA	FG-FGA	FT-FTA	Off	Def	Tot							
04	EMERY, Nick	* 8-15	3-8	3-4	0	4	4	3	22	2	2	0	3	32	
05	ROSE, L.J.	* 2-8	1-4	0-0	1	0	1	3	5	3	1	0	1	24	
12	MIKA, Eric	* 3-11	0-0	11-13	3	4	7	3	17	6	5	3	0	30	
23	CHILDS, Yoeli	* 5-7	0-0	1-5	2	10	12	3	11	0	1	1	0	34	
30	HAWS, TJ	* 5-9	4-5	2-3	0	5	5	3	16	4	4	0	2	36	
02	FRAMPTON, Zach	0-0	0-0	0-0	0	0	0	0	0	0	0	0	0	0+	
10	BEO, Steven	1-3	1-1	0-2	1	3	4	2	3	2	0	0	2	21	
13	LEIFSON, Colby	0-0	0-0	0-0	0	0	0	0	0	0	1	0	0	3	
21	DAVIS, Kyle	2-4	0-0	0-0	1	2	3	2	4	0	1	0	0	11	
24	GUINN, Davin	0-1	0-1	1-2	1	0	1	0	1	0	0	0	0	5	
31	SHAW, Braiden	0-0	0-0	0-0	0	0	0	1	0	0	0	0	0	1	
40	AYTES, Jamal	0-0	0-0	0-0	0	1	1	1	0	0	1	0	0	3	
Team					4	4	8								
Totals		26-58	9-19	18-29	13	33	46	21	79	17	16	4	8	200	

FG % 1st Half: 16-33 48.5% 2nd half: 10-25 40.0% Game: 26-58 44.8% Deadball Rebounds 6  
 3FG % 1st Half: 5-10 50.0% 2nd half: 4-9 44.4% Game: 9-19 47.4%  
 FT % 1st Half: 3-4 75.0% 2nd half: 15-25 60.0% Game: 18-29 62.1%

Officials: Dick Cartmell, Mike Scyphers, Kevin Brill  
 Technical fouls: Colorado-None. BYU-None.  
 Attendance: 13664

Score by periods	1st	2nd	Total
Colorado	38	33	71
BYU	40	39	79

Points	In	Off	2nd	Fast	Bench
COLO	Paint	T/O	Chance	Break	
BYU	24	19	9	4	16
BYU	28	10	14	0	8

Last FG - COLO 2nd-00:44, BYU 2nd-04:16.  
 Largest lead - COLO by 3 2nd-09:43, BYU by 10 2nd-15:49.  
 COLO led for 02:29. BYU led for 35:29. Game was tied for 02:02.

Score tied - 4 times.  
 Lead changed - 6 times.

**Official Basketball Box Score -- Game Totals -- Final Statistics**  
**BYU vs Illinois**  
**12/17/16 8:30 pm at United Center- Chicago, IL**

**BYU 73 • 7-4**

#	Player	Total		3-Ptr		Rebounds			PF	TP	A	TO	Blk	Stl	Min
		FG-FGA	FT-FTA	FG-FGA	FT-FTA	Off	Def	Tot							
12	MIKA, Eric	f 9-12	0-0	7-8	3	5	8	4	25	1	3	0	0	31	
23	CHILDS, Yoeli	f 3-5	0-0	2-2	3	6	9	4	8	1	1	3	2	31	
04	EMERY, Nick	g 5-15	3-8	3-5	0	4	4	2	16	4	2	1	4	36	
05	ROSE, L.J.	g 3-7	1-4	0-0	0	1	1	1	7	9	1	0	1	27	
30	HAWS, TJ	g 4-12	1-7	1-1	0	6	6	1	10	5	3	0	3	33	
10	BEO, Steven	0-3	0-1	0-0	1	1	2	0	0	1	0	0	0	8	
13	LEIFSON, Colby	2-2	2-2	0-0	1	1	2	0	6	1	1	0	0	11	
21	DAVIS, Kyle	0-2	0-0	0-0	0	0	0	0	0	0	0	0	0	3	
24	GUINN, Davin	0-1	0-0	0-0	0	0	0	1	0	0	0	0	0	5	
31	SHAW, Braiden	0-1	0-0	0-0	1	1	2	2	0	0	0	0	1	8	
40	AYTES, Jamal	0-1	0-0	1-2	0	0	0	1	1	0	1	0	0	7	
Team					1	1	2								
Totals		26-61	7-22	14-18	10	26	36	16	73	22	12	4	11	200	

FG % 1st Half: 13-30 43.3% 2nd half: 13-31 41.9% Game: 26-61 42.6% Deadball Rebounds 0,1  
 3FG % 1st Half: 3-11 27.3% 2nd half: 4-11 36.4% Game: 7-22 31.8%  
 FT % 1st Half: 8-10 80.0% 2nd half: 6-8 75.0% Game: 14-18 77.8%

**Illinois 75 • 9-3**

#	Player	Total		3-Ptr		Rebounds			PF	TP	A	TO	Blk	Stl	Min
		FG-FGA	FT-FTA	FG-FGA	FT-FTA	Off	Def	Tot							
12	Black, Leron	f 2													



**Official Basketball Box Score -- Game Totals -- Final Statistics**  
**CSU Bakersfield vs BYU**  
**12/22/16 7:05 pm at Provo, Utah, Marriott Center**

**CSU Bakersfield 71 • 8-5**

#	Player	Total		3-Ptr		Rebounds			PF	TP	A	TO	Blk	Stl	Min
		FG-FGA	FT-FTA	FG-FGA	FT-FTA	Off	Def	Tot							
00	Smith, Matt	* 3-6	0-0	0-0	4	1	5	3	6	1	1	1	1	25	
01	Wrapp, Brent	* 2-3	1-1	0-0	0	1	1	2	5	1	2	0	0	19	
04	Suber, James	* 2-6	0-0	1-4	5	3	8	3	5	0	0	0	0	17	
05	Basile, Dedrick	* 5-15	0-2	0-0	1	3	4	3	10	1	0	1	2	25	
11	Airington, Jaylin	* 4-13	1-4	4-5	1	6	7	1	13	3	1	0	2	28	
03	Moore, Taze	0-0	0-0	0-0	0	0	0	2	0	2	0	0	0	8	
13	Briggs, Shon	0-1	0-0	0-4	1	2	3	2	0	0	1	0	0	9	
15	Ndoye, Fallou	3-9	0-0	0-0	1	4	5	6	0	1	0	1	25		
22	Aly, Moataz	0-0	0-0	0-0	0	0	0	1	0	0	0	0	2		
23	Durham, Damiyane	9-22	4-13	0-0	0	0	0	0	22	1	3	0	4	24	
51	Pride, Justin	2-4	0-0	0-0	0	0	0	3	4	3	1	0	1	18	
	Team				5	0	5								
	Totals	30-79	6-20	5-13	18	20	38	25	71	12	10	2	11	200	

FG % 1st Half: 10-37 27.0% 2nd half: 20-42 47.6% Game: 30-79 38.0%  
 3FG % 1st Half: 2-9 22.2% 2nd half: 4-11 36.4% Game: 6-20 30.0%  
 FT % 1st Half: 5-12 41.7% 2nd half: 0-1 0.0% Game: 5-13 38.5%

**BYU 81 • 9-4**

#	Player	Total		3-Ptr		Rebounds			PF	TP	A	TO	Blk	Stl	Min
		FG-FGA	FT-FTA	FG-FGA	FT-FTA	Off	Def	Tot							
04	EMERY, Nick	* 7-12	5-7	4-4	0	5	5	3	23	1	2	1	1	36	
05	ROSE, L.J.	* 1-3	1-3	0-0	2	4	6	1	3	8	7	0	1	25	
12	MIKA, Eric	* 4-11	0-0	5-10	3	7	10	4	13	1	4	1	0	23	
23	CHILDS, Yoeli	* 6-8	0-0	7-13	1	11	12	1	19	1	3	4	0	34	
30	HAWS, TJ	* 4-8	2-5	4-4	0	3	3	1	14	5	3	0	0	37	
10	BE0, Steven	3-4	0-1	1-2	1	2	3	0	7	1	0	0	2	17	
13	LEIFSON, Colby	0-1	0-1	0-0	0	0	0	1	0	0	1	0	0	5	
24	GUINN, Davin	0-0	0-0	0-0	0	0	0	2	0	0	0	0	2		
31	SHAW, Braiden	0-0	0-0	0-0	1	1	2	1	0	0	1	0	1	8	
40	AYTES, Jamal	1-2	0-0	0-0	0	2	2	2	2	0	0	1	0	13	
	Team				1	1	2								
	Totals	26-49	8-17	21-33	9	36	45	16	81	17	21	7	5	200	

FG % 1st Half: 17-29 58.6% 2nd half: 9-20 45.0% Game: 26-49 53.1%  
 3FG % 1st Half: 6-13 46.2% 2nd half: 2-4 50.0% Game: 8-17 47.1%  
 FT % 1st Half: 7-8 87.5% 2nd half: 14-25 56.0% Game: 21-33 63.6%

Officials: Randy McCall, Glen Mayberry, Brent Watts  
 Technical fouls: CSU Bakersfield-None. BYU-None.  
 Attendance: 15073

Score by periods	1st	2nd	Total
CSU Bakersfield	27	44	71
BYU	47	34	81

	In	Off	2nd	Fast	Bench
Points	Paint	T/O	Chance	Break	
CSU Bakersfield	34	17	10	12	32
BYU	28	9	8	13	9

Last FG - CSU Bakersfield 2nd-00:11, BYU 2nd-03:58.  
 Largest lead - CSU Bakersfield, BYU by 23 1st-00:06.  
 CSU Bakersfield led for 00:00. BYU led for 39:22. Game was tied for 00:38.

Score tied - 0 times.  
 Lead changed - 0 times.

**Official Basketball Box Score -- Game Totals -- Final Statistics**  
**Santa Clara vs BYU**  
**12/29/16 7:05 pm at Provo, Utah, Marriott Center**

**Santa Clara 59 • 6-8, 0-1 WCC**

#	Player	Total		3-Ptr		Rebounds			PF	TP	A	TO	Blk	Stl	Min
		FG-FGA	FT-FTA	FG-FGA	FT-FTA	Off	Def	Tot							
02	FEAGIN, KJ	* 3-12	0-4	2-2	1	2	3	3	8	4	0	0	1	25	
12	HAUSER, Matt	* 3-12	1-5	0-0	0	0	0	0	7	4	0	0	0	30	
23	BROWNBRIDGE, Jared	* 2-8	2-6	2-4	0	1	1	2	8	2	4	0	1	28	
43	KRATCH, Nate	* 5-13	2-5	0-0	1	8	9	3	12	0	1	0	1	26	
50	NDUMANYA, Emmanuel	* 1-2	0-0	1-2	4	5	9	3	3	0	0	1	1	23	
03	JADERSTEN, Henrik	0-3	0-3	0-0	0	1	1	4	0	0	1	0	0	9	
04	PUGH, Jarvis	1-7	0-3	1-2	1	3	4	3	3	2	1	0	0	23	
10	HEALY, Kai	2-4	2-4	2-2	0	5	5	1	8	1	0	0	0	23	
13	DOUGLAS, Akil	1-2	0-1	2-2	0	1	1	1	4	0	0	0	0	4	
35	LEWIS, Tony	3-6	0-0	0-0	1	0	1	2	6	0	1	0	0	9	
	Team				3	0	3								
	Totals	21-69	7-31	10-14	11	26	37	22	59	13	8	0	4	200	

FG % 1st Half: 9-32 28.1% 2nd half: 12-37 32.4% Game: 21-69 30.4%  
 3FG % 1st Half: 6-20 30.0% 2nd half: 1-11 9.1% Game: 7-31 22.6%  
 FT % 1st Half: 2-4 50.0% 2nd half: 8-10 80.0% Game: 10-14 71.4%

**BYU 89 • 10-4, 1-0 WCC**

#	Player	Total		3-Ptr		Rebounds			PF	TP	A	TO	Blk	Stl	Min
		FG-FGA	FT-FTA	FG-FGA	FT-FTA	Off	Def	Tot							
04	EMERY, Nick	* 3-7	1-3	0-0	0	4	4	1	7	2	0	1	2	27	
05	ROSE, L.J.	* 3-6	0-1	3-3	2	7	9	0	9	4	0	0	1	24	
12	MIKA, Eric	* 7-16	0-0	5-6	1	8	9	0	19	0	1	1	0	26	
23	CHILDS, Yoeli	* 2-7	0-0	3-4	1	6	7	2	7	1	0	1	0	20	
30	HAWS, TJ	* 5-6	3-3	4-6	0	6	6	1	17	6	5	0	0	29	
10	BE0, Steven	4-4	3-3	1-2	0	1	1	1	12	3	0	0	0	24	
13	LEIFSON, Colby	1-1	1-1	0-0	0	0	0	0	3	0	0	0	0	8	
15	DASTRUP, Payton	2-5	1-3	0-0	0	1	1	1	5	1	1	1	0	5	
24	GUINN, Davin	0-1	0-0	0-0	0	0	0	1	0	1	0	0	0	7	
31	SHAW, Braiden	1-2	0-0	0-2	2	4	6	3	2	0	0	0	0	16	
40	AYTES, Jamal	4-4	0-0	1-1	1	1	2	2	8	0	1	1	0	10	
44	KAUFUSI, Corbin	0-1	0-0	0-0	0	0	0	2	0	0	0	0	0	4	
	Team				0	0	0								
	Totals	32-60	9-14	16-24	7	38	45	14	89	18	8	5	3	200	

FG % 1st Half: 16-30 53.3% 2nd half: 16-30 53.3% Game: 32-60 53.3%  
 3FG % 1st Half: 3-6 50.0% 2nd half: 6-8 75.0% Game: 9-14 64.3%  
 FT % 1st Half: 9-12 75.0% 2nd half: 7-12 58.3% Game: 16-24 66.7%

Officials: Dick Cartmell, Steve Olson, Tom O'Neill  
 Technical fouls: Santa Clara-None. BYU-EMERY, Nick.  
 Attendance: 17415

Score by periods	1st	2nd	Total
Santa Clara	26	33	59
BYU	44	45	89

	In	Off	2nd	Fast	Bench
Points	Paint	T/O	Chance	Break	
Santa Clara	20	7	9	3	21
BYU	34	11	11	2	30

Last FG - SCU 2nd-00:05, BYU 2nd-00:53.  
 Largest lead - SCU None, BYU by 35 2nd-03:28.  
 SCU led for 00:00. BYU led for 39:19. Game was tied for 00:41.

Score tied - 0 times.  
 Lead changed - 0 times.

**Official Basketball Box Score -- Game Totals -- Final Statistics**  
**BYU vs Loyola Marymount**  
**12/31/16 1:00 pm at Los Angeles, CA (Gersten Pavilion)**

**BYU 81 • 11-4, 2-0 WCC**

#	Player	Total		3-Ptr		Rebounds			PF	TP	A	TO	Blk	Stl	Min
		FG-FGA	FT-FTA	FG-FGA	FT-FTA	Off	Def	Tot							
12	MIKA, Eric	f 4-17	0-0	9-12	3	7	10	3	17	0	4	1	1	32	
23	CHILDS, Yoeli	f 6-10	0-0	3-5	5	3	8	2	15	3	1	1	2	31	
04	EMERY, Nick	g 6-12	5-11	3-4	0	1	1	3	20	2	1	0	1	34	
05	ROSE, L.J.	g 1-4	0-1	2-2	0	3	3	1	4	5	1	0	0	29	
30	HAWS, TJ	g 8-13	4-8	0-0	0	1	1	3	20	4	1	0	0	36	
10	BE0, Steven	0-0	0-0	0-0	0	1	1	4	0	1	0	0	0	18	
15	DASTRUP, Payton	0-1	0-1	0-0	0	1	1	0	1	0	1	0	0	3	
24	GUINN, Davin	1-2	0-0	0-0	0	0	1	2	0	0	0	0	0	5	
31	SHAW, Braiden	0-0	0-0	3-6	2	2	4	2	3	1	1	0	0	8	
40	AYTES, Jamal	0-2	0-0	0-0	0	0	0	0	0	0	0	0	0	3	
44	KAUFUSI, Corbin	0-0	0-0	0-0	0	0	0	0	0	0	0	0	0	1	
	Team				1	5	6								
	Totals	26-61	9-21	20-29	11	24	35	20	81	17	9	3	4	200	

FG % 1st Half: 11-31 35.5% 2nd half: 15-30 50.0% Game: 26-61 42.6%  
 3FG % 1st Half: 4-11 36.4% 2nd half: 5-10 50.0% Game: 9-21 42.9%  
 FT % 1st Half: 8-14 57.1% 2nd half: 12-15 80.0% Game: 20-29 69.0%

**Loyola Marymount 76 • 7-6, 0-2 WCC**

#	Player	Total		3-Ptr		Rebounds			PF	TP	A	TO	Blk	Stl	Min
		FG-FGA	FT-FTA	FG-FGA	FT-FTA	Off	Def	Tot							
24	JOHNSON, Shamar	f 5-8</													

**THE STAT CREW SYSTEM**  
**BYU Combined Team Statistics (as of Jan 05, 2017)**  
**All games**

<b>RECORD:</b>	<b>OVERALL</b>	<b>HOME</b>	<b>AWAY</b>	<b>NEUTRAL</b>
ALL GAMES	11-5	8-1	1-1	2-3
CONFERENCE	2-1	1-0	1-1	0-0
NON-CONFERENCE	9-4	7-1	0-0	2-3

#	Player	gp-gs	min	avg	Total		3-Point		F-Throw		Rebounds				pf	dq	a	to	blk	stl	pts	avg	
					fg-fga	fg%	3fg-fga	3fg%	ft-fa	ft%	off	def	tot	avg									
12	MIKA, Eric	16-16	421	26.3	111-205	.541	0-1	.000	109-143	.762	51	93	144	9.0	44	1	24	43	27	8	331	20.7	
04	EMERY, Nick	16-16	513	32.1	85-204	.417	40-107	.374	34-40	.850	2	54	56	3.5	38	1	47	35	5	34	244	15.3	
30	HAWS, TJ	16-16	501	31.3	69-159	.434	32-80	.400	37-46	.804	6	44	50	3.1	30	0	55	35	0	20	207	12.9	
21	DAVIS, Kyle	10-6	185	18.5	36-61	.590	0-0	.000	16-23	.696	8	32	40	4.0	25	0	9	18	9	5	88	8.8	
23	CHILDS, Yoeli	16-10	383	23.9	53-91	.582	0-0	.000	28-52	.538	26	103	129	8.1	35	0	17	23	24	9	134	8.4	
03	BRYANT, Elijah	6-0	96	16.0	12-40	.300	3-21	.143	16-18	.889	2	19	21	3.5	12	0	8	9	1	4	43	7.2	
05	ROSE, L.J.	16-16	445	27.8	29-85	.341	12-39	.308	31-36	.861	14	71	85	5.3	27	1	86	28	1	14	101	6.3	
40	AYTES, Jamal	15-0	115	7.7	19-33	.576	0-0	.000	11-15	.733	9	14	23	1.5	20	0	5	6	3	0	49	3.3	
24	GUINN, Davin	16-0	156	9.8	13-42	.310	6-19	.316	9-13	.692	13	14	27	1.7	18	0	3	5	0	6	41	2.6	
10	BEO, Steven	13-0	143	11.0	11-24	.458	6-12	.500	3-9	.333	3	10	13	1.0	13	0	11	1	0	5	31	2.4	
31	SHAW, Braiden	14-0	103	7.4	11-18	.611	0-0	.000	7-14	.500	13	16	29	2.1	14	0	3	5	0	4	29	2.1	
15	DASTRUP, Payton	11-0	37	3.4	8-18	.444	2-6	.333	0-0	.000	3	14	17	1.5	8	0	4	3	2	0	18	1.6	
13	LEIFSON, Colby	13-0	68	5.2	6-21	.286	6-20	.300	0-0	.000	3	3	6	0.5	11	0	3	5	0	2	18	1.4	
44	KAUFUSI, Corbin	3-0	10	3.3	0-1	.000	0-0	.000	0-0	.000	0	0	0	0.0	2	0	0	0	0	0	0	0.0	
02	FRAMPTON, Zach	7-0	24	3.4	0-2	.000	0-0	.000	0-0	.000	0	7	7	1.0	5	0	1	0	0	0	0	0.0	
Team											19	33	52										
Total.....		16	3200		463-1004	.461	107-305	.351	301-409	.736	172	527	699	43.7	302	3	276	216	72	111	1334	83.4	
Opponents.....		16	3200		429-1069	.401	130-421	.309	186-299	.622	176	421	597	37.3	341	10	231	198	44	111	1176	73.5	

<b>TEAM STATISTICS</b>	<b>BYU</b>	<b>OPP</b>	<b>Date</b>	<b>Opponent</b>	<b>Score</b>	<b>Att.</b>
SCORING	1334	1176	11/14/16	PRINCETON	w 82-73	15926
Points per game	83.4	73.5	11/17/16	COPPIN STATE	w 96-59	12444
Scoring margin	+9.9	-	11/19/16	COASTAL CAROLINA	w 81-65	15003
FIELD GOALS-ATT	463-1004	429-1069	11/21/16	vs Saint Louis	w 92-62	2107
Field goal pct	.461	.401	11/23/16	vs Valparaiso	L 89-92	2497
3 POINT FG-ATT	107-305	130-421	11/26/16	UTAH VALLEY	L 101-114	16003
3-point FG pct	.351	.309	11/30/16	vs Utah State	w 77-63	12187
3-pt FG made per game	6.7	8.1	12/03/16	vs USC	L 84-91	7952
FREE THROWS-ATT	301-409	186-299	12/07/16	WEBER STATE	w 77-66	12859
Free throw pct	.736	.622	12/10/16	COLORADO	w 79-71	13664
F-Throws made per game	18.8	11.6	12/17/16	vs Illinois	L 73-75	9036
REBOUNDS	699	597	12/20/16	IDAHO STATE	w 84-58	13553
Rebounds per game	43.7	37.3	12/22/16	CSU BAKERSFIELD	w 81-71	15073
Rebounding margin	+6.4	-	* 12/29/16	SANTA CLARA	w 89-59	17415
ASSISTS	276	231	* 12/31/16	at Loyola Marymount	w 81-76	3221
Assists per game	17.3	14.4	* 1/5/17	at Saint Mary's (CA)	L 68-81	3500
TURNOVERS	216	198	* - Conference game			
Turnovers per game	13.5	12.4				
Turnover margin	-1.1	-				
Assist/turnover ratio	1.3	1.2				
STEALS	111	111				
Steals per game	6.9	6.9				
BLOCKS	72	44				
Blocks per game	4.5	2.8				
ATTENDANCE	131940	40500				
Home games-Avg/Game	9-14660	2-3360				
Neutral site-Avg/Game	-	5-6756				

<b>Score by Periods</b>	<b>1st</b>	<b>2nd</b>	<b>Totals</b>
BYU	653	681	1334
Opponents	577	599	1176

**THE STAT CREW SYSTEM**  
**BYU Combined Team Statistics (as of Jan 05, 2017)**  
**Conference games**

<b>RECORD:</b>	<b>OVERALL</b>	<b>HOME</b>	<b>AWAY</b>	<b>NEUTRAL</b>
ALL GAMES	2-1	1-0	1-1	0-0
CONFERENCE	2-1	1-0	1-1	0-0
NON-CONFERENCE	0-0	0-0	0-0	0-0

#	Player	gp-gs	min	avg	Total		3-Point		F-Throw		Rebounds				pf	dq	a	to	blk	stl	pts	avg	
					fg-fga	fg%	3fg-fga	3fg%	ft-fta	ft%	off	def	tot	avg									
12	MIKA, Eric	3-3	87	29.0	23-50	.460	0-0	.000	18-23	.783	8	21	29	9.7	5	0	0	5	3	1	64	21.3	
30	HAWS, TJ	3-3	96	32.0	16-29	.552	7-13	.538	5-7	.714	1	9	10	3.3	4	0	11	6	0	0	44	14.7	
04	EMERY, Nick	3-3	93	31.0	12-27	.444	7-18	.389	5-7	.714	0	7	7	2.3	8	0	6	3	1	8	36	12.0	
03	BRYANT, Elijah	1-0	19	19.0	4-12	.333	2-5	.400	1-1	1.000	0	2	2	2.0	4	0	0	1	0	0	11	11.0	
23	CHILDS, Yoeli	3-3	79	26.3	9-22	.409	0-0	.000	7-11	.636	7	12	19	6.3	5	0	4	1	2	2	25	8.3	
05	ROSE, L.J.	3-3	78	26.0	6-14	.429	1-3	.333	5-5	1.000	2	11	13	4.3	5	0	14	1	0	2	18	6.0	
10	BEO, Steven	3-0	60	20.0	5-7	.714	4-5	.800	1-2	.500	0	2	2	0.7	7	0	5	0	0	0	15	5.0	
40	AYTES, Jamal	2-0	13	6.5	4-6	.667	0-0	.000	0-1	.000	1	1	2	1.0	2	0	0	1	1	0	8	4.0	
15	DASTRUP, Payton	3-0	10	3.3	2-6	.333	1-4	.250	0-0	.000	0	2	2	0.7	2	0	2	1	2	0	5	1.7	
31	SHAW, Braiden	3-0	31	10.3	1-3	.333	0-0	.000	3-8	.375	4	7	11	3.7	5	0	1	1	0	0	5	1.7	
13	LEIFSON, Colby	2-0	10	5.0	1-1	1.000	1-1	1.000	0-0	.000	0	0	0	0.0	0	0	0	0	0	0	3	1.5	
24	GUINN, Davin	3-0	14	4.7	2-4	.500	0-0	.000	0-0	.000	1	0	1	0.3	2	0	1	0	0	0	4	1.3	
44	KAUFUSI, Corbin	3-0	10	3.3	0-1	.000	0-0	.000	0-0	.000	0	0	0	0.0	2	0	0	0	0	0	0	0.0	
Team											1	8	9										
Total.....		3	600		85-182	.467	23-49	.469	45-65	.692	25	82	107	35.7	51	0	44	20	9	13	238	79.3	
Opponents.....		3	600		82-187	.439	24-76	.316	28-45	.622	33	83	116	38.7	56	1	56	28	11	9	216	72.0	

<b>TEAM STATISTICS</b>	<b>BYU</b>	<b>OPP</b>	<b>Date</b>	<b>Opponent</b>	<b>Score</b>	<b>Att.</b>
SCORING	238	216	* 12/29/16	SANTA CLARA	w 89-59	17415
Points per game	79.3	72.0	* 12/31/16	at Loyola Marymount	w 81-76	3221
Scoring margin	+7.3	-	* 1/5/17	at Saint Mary's (CA)	L 68-81	3500
FIELD GOALS-ATT	85-182	82-187	* - Conference game			
Field goal pct	.467	.439				
3 POINT FG-ATT	23-49	24-76				
3-point FG pct	.469	.316				
3-pt FG made per game	7.7	8.0				
FREE THROWS-ATT	45-65	28-45				
Free throw pct	.692	.622				
F-Throws made per game	15.0	9.3				
REBOUNDS	107	116				
Rebounds per game	35.7	38.7				
Rebounding margin	-3.0	-				
ASSISTS	44	56				
Assists per game	14.7	18.7				
TURNOVERS	20	28				
Turnovers per game	6.7	9.3				
Turnover margin	+2.7	-				
Assist/turnover ratio	2.2	2.0				
STEALS	13	9				
Steals per game	4.3	3.0				
BLOCKS	9	11				
Blocks per game	3.0	3.7				
ATTENDANCE	17415	6721				
Home games-Avg/Game	1-17415	2-3360				
Neutral site-Avg/Game	-	0-0				

<b>Score by Periods</b>	<b>1st</b>	<b>2nd</b>	<b>Totals</b>
BYU	114	124	238
Opponents	117	99	216