



USD Men's Basketball; Jan. 13, 2017



Ted Gosen, Associate Director of Athletics/Media Relations

2016-2017 USD SCHEDULE

Table with columns for date, opponent, and score. Rows include November (San Diego State, SAMFORD, UCLA, NICHOLLS STATE, BETHUNE-COOKMAN, NEW MEXICO STATE, USC), December (No. Arizona, CS FULLERTON, UC SANTA BARBARA, BETHESDA, North Texas, San Francisco, Saint Mary's), January (PACIFIC, Pepperdine, SANTA CLARA, BYU, LMU, SAN FRANCISCO, Gonzaga, Portland), and February (LMU, SAINT MARY'S, Pacific, PEPPERDINE, BYU, Santa Clara, GONZAGA, PORTLAND).

2017 WCC Basketball Championship

Table with columns for round, event, and time. Rows include 3/3 First Round \$ (6/8 PM), 3/4 Quarterfinal Round \$ (1/3 & 7/9 PM), 3/6 Semifinals \$ - ESPN or 2 (6/8:30 PM), and 3/7 Championship \$ - ESPN (6:00 PM).

All USD home games in BOLD CAPS played at Jenny Craig Pavilion (5,100).

*West Coast Conference % San Diego Classic \$ WCC Basketball Championships at The Orleans Arena in Las Vegas, Nevada All times Pacific and subject to change

USD Toreros host BYU Cougars on Saturday at 7:00 p.m.

GAME #18: The USD Toreros (8-9, 1-4 WCC) return to the Jenny Craig Pavilion this Saturday, Jan. 14th, to take on the BYU Cougars (13-5, 4-1). Tip-off is slated for 7:05 pm.

SERIES RECORD: This is the 15th meeting between USD and BYU with the Cougars owning an 11-3 series lead, and a 3-game winning streak... At the JCP last season on Feb. 18th, BYU held off the Toreros by the score of 69-67... USD was paced by Vasa Pusica (17 points) and Duda Sanadze (16 points)... Two nights later in Provo, the host Cougars dealt USD a 91-33 defeat at the Marriott Center.

RADIO/TV: All USD home and away games will be broadcast on ESPN 1700AM with Jack Cronin (3rd season) bringing you all the action; his pre-game show airs 15 minutes prior to tip-off. The game will be televised by Spectrum SportsNet (Dan Hellie, play-by-play; Doug Christie, color analyst) and also be available on ROOT Rocky Mountain, CSN+ and TheW.tv (out-of-region).

WCC STANDINGS (thru Jan. 12th): #21/#21 Saint Mary's (5-0, 15-1), #5/#5 Gonzaga (4-0 WCC, 16-0), BYU (4-1, 13-5), Santa Clara (3-2, 9-9), Portland (2-2, 9-7), Pacific (2-3, 8-10), San Francisco (1-4, 11-7), Loyola Marymount (1-4, 8-8), San Diego (1-4, 8-9), Pepperdine (1-4, 5-12).

HEAD COACH LAMONT SMITH (2ND YEAR): Coach Lamont Smith (San Diego, 1998) enters his second year at the helm of the Toreros basketball program... Last year he guided the Toreros to a 9-21 record that included a 53-48 win over SDSU at Petco Park, and WCC sweep of Portland... Prior to USD he was at the University of New Mexico where he was the Associate Head Coach... Prior to UNM he spent time at Washington, Arizona State, Santa Clara, Saint Mary's College and Saint Louis University... Smith returns to USD where he was a member of the men's basketball team from 1994-99... He started all 27 games his senior year in 1998-99 for the 18-9 Toreros... He was named the Toreros' Defensive Player of the Year in 1997 and 1999 and served as the team captain from 1997-99... Smith earned a Bachelor of Arts degree in Communications from the University of San Diego in 1998... Lamont and his wife Kimberly have two daughters -- Payton and Olivia.

A LOOK AHEAD: Following the BYU game the Toreros will head to Los Angeles for a contest on Thursday, Jan. 19th (7:00 p.m., SPEC SN). The Toreros will then host the USF Dons on Saturday, Jan. 21st, in a 6:00 p.m. game at the JCP.

TOREROS DROP 59-57 CONTEST TO SANTA CLARA: The Toreros overcame a sluggish start but saw their second half rally fall short in dropping a 59-57 contest to Santa Clara... Down by as many as 13 points in the 1st half, USD rallied to take their first lead of the game at 52-51 with 6:42 to go on a Brett Bailey jumper... USD would go up by as many as three at 56-53 on an Olin Carter III three-pointer with 5:15 left, but SCU's Matt Hauser would score on a lay-in followed by two free throws to knot the score at 57-all with 2:29 left... From there Santa Clara's Jared Brownridge (20 points) would provide the only scoring on a lay-in with 1:07 to go... USD, which entered the game No. 24 in the country in free throw percentage, missed their final four attempts... USD got one last chance after Bailey blocked a shot by Brownridge... Following a timeout, Carter's three-point attempt with 4 ticks left and Bailey's made put-back was a split second after the final buzzer... Bailey finished with 15 points & 9 rebounds for USD.

SAN DIEGO TOREROS POSSIBLE STARTERS vs. BYU Cougars (Jan. 14)

					2016-17 Statistics	Torero Tidbits	
F-	#12	Juwan Gray	6-8	190	FR	8.1 ppg/6.3 rpg	Double-double vs. Pepperdine with 11 pts / 14 reb
F-	#20	Cameron Neubauer	6-7	220	JR	10.0 ppg/5.2 rpg	Scored a career-high 29 points vs. CS Fullerton
F-	#32	Brett Bailey	6-6	205	SR	17.1 ppg/6.9 rpg	Ranks #7 in WCC in scoring, #5 in rebounding
G-	#1	Tyler Williams	6-5	190	SO	8.9 ppg/4.7 rpg	Career-high 20 points in win over Pepperdine
G-	#3	Olin Carter III	6-2	190	SO	16.5 ppg/2.6 rpg	Ranks #1 in WCC in 3-pointers made per game (3.2)
Off The Bench:							
G-	#0	Nassir Barrino	6-0	165	FR	2.9 ppg/2.3 rpg	Reached double-digit scoring in first 2 college games
G-	#2	Mark Carbone	6-2	180	FR	3.6 ppg/1.2 rpg	Scored 8 points twice (Samford & NAU)
C-	#30	Frank Ryder	6-10	230	FR	4.5 ppg/1.7 rpg	Season-highs of 16 points/4 rebounds vs. UCSB
F-	#13	Jose' Martinez	6-10	200	FR	0.6 ppg/0.4 rpg	Totaled 3 points & 2 rebounds vs. Bethesda

16-17 USD RECORD WHEN: TORERO TIDBITS:

At Home	5-5
"True" Away Games	3-4
At Neutral Site	0-0
Scoring First	5-1
Opponent Scores First	3-8
Ahead At Halftime	8-1
Tied At Halftime	0-0
Behind At Halftime	0-8
Overtime Games	1-0
3-point or less final margin	1-2
Making five or more 3-pointers	8-8
Making less than five 3-pointers	0-1
Opp. makes five or more treys	7-7
Opp. makes less than five treys	1-2
FG% is 50% or above	2-1
FG% is below 50%	6-8
Opponent FG% is 50% or above	2-4
Opponent FG% is below 50%	6-5
Outshooting or matching Opp:	7-3
Outshot by Opponent	1-6
FT% is above 70%	6-5
FT% is exactly 70%	0-1
FT% is below 70%	2-3
Outrebounding Opp.	4-1
Rebounds equal Opp.	1-0
Outrebounded by Opp.	3-8
Less Turnovers than Opp.	2-3
Turnovers Equal Opp.	1-2
More Turnovers than Opp.	5-4
USD Scores Less Than 40	0-0
USD Scores 40-49 Points	0-0
USD Scores 50-59 Points	0-5
USD Scores 60-69 Points	1-3
USD Scores 70-79 Points	2-1
USD Scores 80-89 Points	3-0
USD Scores 90-99 Points	1-0
USD Scores 100 or More	1-0
Opponent Scores Less Than 40	0-0
Opponent Scores 40-49 Points	0-0
Opponent Scores 50-59 Points	0-3
Opponent Scores 60-69 Points	4-1
Opponent Scores 70-79 Points	2-2
Opponent Scores 80-89 Points	1-3
Opponent Scores 90-99 Points	1-0
Opponent Scores 100 or More	0-0

* This past Tuesday night the Toreros made their annual trip up to nearby Poway where they held a clinic for the Poway Youth Basketball League Challenged Division at Middlebrook Middle School. The partnership between the USD men's basketball team and the PYBL Challenged Division began eight seasons ago. The PYBL Challenged Division, which is in its 26th year of existence, is open to all players with intellectual disabilities.

* In last Saturday's solid 76-68 road win over Pepperdine, the Toreros received a career-high 20 points from sophomore guard **Tyler Williams**... He chipped in with 5 rebounds and 5 assists... He converted 7-10 shots from the field and his seven baskets were consecutive makes... The Toreros balanced scoring attack was also helped by **Olin Carter III** (16 points), **Cameron Neubauer** (14 points, 5 rebounds, 4 assists) and **Juwan Gray** (11 points, 14 rebounds)... Pepperdine received 23 points from Lamond Murray Jr. and 20 from Chris Reyes.

* Through 17 games the Toreros have converted 146-of-404 three-pointers (.361) with two players shooting 48% or better - **Juwan Gray** (.500, 19-38) and **Tyler Williams** (.487, 19-39)... **Olin Carter III** (.372, 54-145) leads the Toreros in makes and attempts... Last year through 17 games USD was just 104-405 (.269) beyond the arc.

* Including games played through Jan. 12th, USD has four players that rank in the top-10 in various West Coast Conference statistics - **Brett Bailey** (#7 in scoring, 17.1; #5 in rebounding, 6.9; #8 in FT%, .793), **Olin Carter III** (#1 in 3-pointers made per game, 3.2; #8 in scoring, 16.5), **Juwan Gray** (#1 in 3-PT%, .500; #8 in rebounding, 6.3) and **Tyler Williams** (#2 in FT%, .867; #3 in 3-PT%, .487).

* The Toreros rank second among WCC teams in free throw percentage with their .753 mark (278-369)... Against Pacific on Jan. 5th the Toreros were a perfect 17-for-17, a new school record for 15 or more attempts... The previous record was 95.8% (23-24) vs. CSUN (3-2-93)... Three Toreros are converting better than .800 from the charity stripe - **Mark Carbone** (.917, 11-12), **Tyler Williams** (.867, 39-45), and **Frank Ryder** (.808, 21-26)... The team's current .753 mark (#32 in NCAA) is ahead of USD's single season team record from the 2004-05 team (.750, 469-625).

* Through the 17 games the Toreros are being paced by **Brett Bailey** (17.1 ppg, 6.9 rpg), **Olin Carter III** (16.5 ppg) and **Cameron Neubauer** (10.0 ppg, 5.2 rpg)... As a team the Toreros are averaging 71.1 ppg and 33.8 rpg while holding its opponents on average to 72.6 ppg and 35.2 rpg... Freshman **Juwan Gray** ranks second on the team in rebounding (6.3) and fifth in scoring (8.1)... Sophomore **Tyler Williams** ranks 4th in scoring (8.9) and rebounding (4.7).

* Senior forward **Brett Bailey's** streak of scoring 17 or more points in 12 straight contests came to an end vs. Pacific (10 points) on Jan. 5th... He owns six games of 20 or more points - UCLA (22 points, 9 rebounds), Bethune-Cookman (26 points, 9 rebounds), New Mexico State (24 points, 9 rebounds, career-high 7 assists), NAU (26 points, 8 rebounds), CS Fullerton (21 points), North Texas (20 points, 7 rebounds)... He was named the WCC Player of the Week for Dec. 5th, and recently was recognized as a San Diego Hall of Champions Amateur Star of the Month for December after leading the Toreros to a 5-2 record and averaging 19.6 points per game and 6.6 rebounds per game. He shot 48.8% from the field (39-80), 33.3% from three-point range (6-18) and 81.8% from the free throw line (54-66).

* The 34 points scored by **Olin Carter III** vs. Bethesda on Dec. 17th matched two other Toreros (Ryan Williams vs. Sac State, 11-24-95; Brandon Gay vs. Pepperdine, 3-5-2005), and has only been bettered by five other Toreros (35, Doug Harris vs. CSUN, 2-28-95; 36, Andre Laws vs. UW, 12-1-01; 37, Mike Whitmarsh vs. LMU, 2-26-83; 37, Marty Munn vs. LMU, 2-27-88; Duda Sanadze vs. Portland, 2-27-16; 40, Robert "Pinky" Smith vs. Chapman, 12-9-72)... Carter is the lone Torero to score in double-digits in all 15 games this season... Besides his 34 points against Bethesda, he has scored 22 points once vs. North Texas, and 21 twice (Nicholls State & USC).

Team Comparison last 2 years...

<u>Stat</u>	<u>2016-17</u>	<u>2015-16</u>
Games	17	17
Record	8-9	6-11
Home	5-5	3-3
Away	3-4	1-6
Neutral	0-0	2-2
FG Made	392	361
FG Att.	919	941
FG %	<u>.427</u>	<u>.384</u>
3-Point Made	146	109
3-Point Att.	404	405
3-Point %	<u>.361</u>	<u>.269</u>
FT Made	278	203
FT Att.	369	322
FT %	<u>.753</u>	<u>.630</u>
Off. Reb	134	186
Def. Reb	441	395
Total Reb	575	581
Ave.	<u>33.8</u>	<u>34.2</u>
Fouls	347	346
DQ	<u>9</u>	<u>3</u>
Assists	205	193
Ave.	<u>12.1</u>	<u>11.4</u>
Turnovers	206	219
Ave.	<u>12.1</u>	<u>12.9</u>
Blocks	28	69
Ave.	<u>1.6</u>	<u>4.1</u>
Steals	68	86
Ave.	<u>4.0</u>	<u>5.1</u>
Points	1208	1034
Ave.	<u>71.1</u>	<u>60.8</u>

* In their Dec. 22nd game at North Texas the Toreros held off a gallant late rally by the host Mean Green... The Toreros held a 45-25 lead with 17:35 to go in the game before watching their 20-point lead disappear... A J-Mychal Reese lay-in with 28 seconds left gave UNT a 68-66 lead... That set-up **Olin Carter's** game-winning three-pointer with 7 seconds left... With 1 second left Reese saw his lay-in called off as **Cameron Neubauer** stepped in to take an offensive charge and save the victory... Carter, playing in his home state of Texas, led all scorers with 22 points... Brett Bailey converted all 10 of his free throw attempts and finished with 20 points... Freshman forward **Juwan Gray** chipped in 11 points and 7 rebounds.

* Senior forward **Brett Bailey** (Spokane, Wash.) was named the WCC Player of the Week (Dec. 5th) for his play in games against USC and NAU. Bailey averaged 21.5 points and 7.5 rebounds with the Toreros earning a split in their two games. In the 80-65 road win at NAU, Bailey matched his career-high of 26 points with 8-14 shooting from the field and 9-13 from the line. In the team's home loss to USC on Nov. 30, he contributed 17 points and 7 rebounds. For the week he converted 54.2% from the field (13-24) and 76.2% from the free throw line (16-21). He also totaled 4 steals.

* On Nov. 22, freshman forward **Juwan Gray** pulled down 17 rebounds to go with 16 points in the team's 96-91 3ot win over Bethune-Cookman... You have to go back to Jan. 16, 2002 for the last time a Torero grabbed 17 boards (Jason Blair, vs. Santa Clara)... Scott Thompson (SCU, 1-17-86) and Bob Bartholomew (Western Illinois, 12-30-79) also have pulled down 17 boards Four Toreros have grabbed 18, with Robby Roberts owning the school's Division I record with 21 (vs. NAU, 11-29-82)... Gus Magee owns the all-time school record with 24 (Trinity, 1-7-69).

* The Toreros converted 15-of-29 three-pointers against Bethune-Cookman on November 22nd... The 15 made threes tied USD's single game record (CSUN, 12-23-15)... Through 15 games USD has made 10 or more threes in six games... Last season the Toreros made 10 or more three balls just four times in 30 games.

* The Toreros were picked 10th in the 2016-17 WCC Preseason Men's Basketball Coaches Poll... Team (First Place Vote) - 1. Gonzaga (7), 79 points; 2. Saint Mary's (3), 75 points; 3. BYU, 65 points; 4. Pepperdine, 53 points; 5. Santa Clara, 49 points; 6. Loyola Marymount, 34 points; 7. Pacific, 29 points; 7. Portland, 28 points; 9. San Francisco, 27 points; 10. San Diego, 11 points.

* Coach **Lamont Smith** joins Kevin Acee every Tuesday evening at 8:05 p.m. (PST) on The Mighty 1090AM's Trending Now With Kevin Acee radio show to talk Torero hoops.

* USD is one of the youngest basketball teams in the NCAA Division I ranks this season with just two upperclassmen - senior forward **Brett Bailey** (Spokane, Washington) and junior forward **Cameron Neubauer** (Berlin, Germany).

* David Fizdale, a 1996 graduate of the University of San Diego, was officially introduced on May 29th as the new head coach of the Memphis Grizzlies. Fizdale played at USD from 1992-96 and following an internship with the Miami Heat video staff in 1997-98, returned to USD as an assistant coach for the Torero men's basketball program from 1998-2002. Fizdale, 41, becomes the fifth former Torero basketball player to be named an NBA head coach. He follows in the footsteps of Bernie Bickerstaff (Seattle, Denver, Washington, Charlotte, and Los Angeles - interim), Eric Musselman (Golden State & Sacramento), Mike Brown (Cleveland & Los Angeles) and James Borrego (Orlando - interim).



2016-17 HIGHLIGHTS: TEAM

Scoring

105, vs. Bethesda
96, vs. Bethune Cookman

Rebounding

47, @ Northern Arizona
45, vs. Bethune Cookman

Assists

17, vs. Bethune Cookman
15, (3x), last vs. Bethesda

Steals

8, vs. Bethesda
7, (2x), last vs. Nicholls State

Blocks

4, vs. Pacific
3, vs. CSU Fullerton

FG%

.500 (30-60), vs. Bethesda
.500 (19-38), vs. Santa Clara

3-PT%

.517 (15-29), vs. Bethune Cookman
.500 (10-20), vs. Nicholls State

FT%

1.000 (17-17), vs. Pacific
.905 (19-21), vs. UC Santa Barbara

INDIVIDUAL

Scoring

34, Olin Carter III, vs. Bethesda
29, Cameron Neubauer, vs. CSUF
26, Brett Bailey, vs. NAU/ B-CU
24, Brett Bailey, vs. NMSU
22, Olin Carter III, @ North Texas
22, Brett Bailey, @ UCLA
21, Brett Bailey, vs. CSUF
21, Olin Carter III, 2 games, last vs. USC

Rebounding

17, Juwan Gray, vs. Bethune Cookman
14, Juwan Gray, vs. Pepperdine
10, Brett Bailey, vs. Bethesda

Assists

7, Brett Bailey, vs. NMSU
5, Tyler Williams, vs. Pepperdine
5, Brett Bailey, vs. Bethesda
5, Cameron Neubauer, vs. Pacific

Steals

4, Nassir Barrino, vs. Bethune Cookman
3, Olin Carter III, vs. Bethesda
3, Juwan Gray, vs. Nicholls State
3, Mark Carbone, @ NAU

Blocks

3, Brett Bailey, vs. CSU Fullerton

FG% (min. 6 made)

.909 (10-11), Olin Carter III, vs. Bethesda
.700 (7-10), Tyler Williams, vs. Pepperdine
.667 (6-9), C. Neubauer, @ UCLA
.643 (9-14), C. Neubauer, vs. CSUF

3-PT% (min. 5 made)

.857 (6-7), Olin Carter III, vs. Bethesda
.667 (6-9), Cameron Neubauer, vs. CSUF
.500 (5-10), Olin Carter III, vs. B-CU

FT% (min. 8 made)

1.000 (10-10), Brett Bailey, USF / @ UNT
1.000 (8-8), Olin Carter III, vs. Bethesda
1.000 (8-8), Tyler Williams, vs. Pacific



SCOUTING THE BYU COUGARS: The BYU Cougars come to town with a record of 13-5 overall and 4-1 in the WCC... In this most recent home outing on Thursday, the Cougars dealt the USF Dons an 85-75 defeat... BYU was paced by Eric Mika with 31 points & 12 rebounds... The Cougars lone WCC loss came on Jan. 5th, an 81-68 road loss at Saint Mary's... Other WCC wins have come against Santa Clara (89-59), Loyola Marymount (81-76) and Pacific (91-62)... The Cougars have been boosted by the return of sophomore center Eric Mika who is averaging 21.1 ppg (#1 WCC) and 9.2 rebounds(#2 WCC)... Sophomore guard Nick Emery ranks 9th among WCC scoring leaders (15.4 ppg) and third in 3-pointers (2.6/46)... He is followed by frosh guard TJ Haws (12.7 ppg)... As a team, the Cougars are averaging 83.9 points per game and 43.6 rebounds (#4 NCAA)... Head Coach Dave Rose (Houston, '83) is in his 12th season at the helm of the BYU program (296-104 record).

Toreros sign two guards to NLI

(San Diego, Calif.) - University of San Diego men's basketball head coach **Lamont Smith** and his staff are excited to announce they have signed two high school guards to a national letter of intent and scholarship agreement for the upcoming 2017-18 school year. Joining the Toreros will be **Joey Calcaterra**, a 6'3" guard from Kentfield, California, and **Emanuel Hylton**, a 6'3" guard from Silver Springs, Maryland.

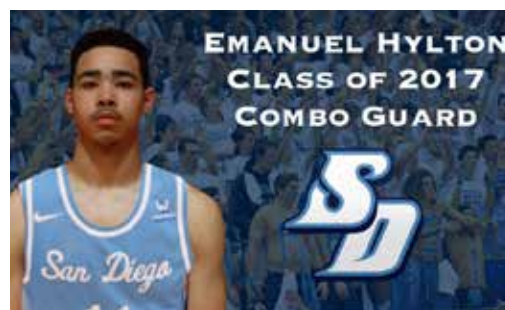
"We couldn't be more excited to add these two young players, Joey and Emanuel, to our future backcourt at USD," said head coach Lamont Smith. "Both of them will have a chance to come in and learn from some veterans, while also competing for playing time as freshmen. On top of their basketball ability, we value the high level of character both young men possess. They will be exceptional additions to our program, University, and Torero community."

Joey Calcaterra is a 6-2 guard from Kentfield, CA and plays at Marin Catholic High School in the Bay Area. Last season he led his team in scoring averaging 27.4 points, 5 rebounds, 3 assists, and 3 steals per game. He was named 1st Team All-League in the Marin County Athletic League (MCAL), 2nd Team All-Metro Bay Area, and 1st Team All-State California Juniors. Joey's brothers, Frankie and Nick, currently play at Cal Lutheran University and San Francisco State University, respectively.

Stated Coach Smith, "Joey is a high-level shooter and scoring guard that will add depth to our perimeter and give us a consistent 3-point threat to help stretch defenses. Joey is very competitive and does whatever is needed to help his team win. He comes from a basketball family so his passion for the game fits very well with our staff and current roster."

Emanuel Hylton is a 6-3 guard from Silver Springs, MD who currently attends St. John's College High School, which won the 2016 Washington Catholic Athletic Conference (WCAC) championship and posted a 30-5 record. The WCAC is considered one of the best high school basketball conferences in the country. Emanuel was a vital contributor on a roster that graduated four Division I guards in 2016.

Added Coach Smith, "Emanuel is a combo guard with great size who can score from all three levels of the floor, but also is really good at making others better and getting his teammates shots. He plays at St. John's College High School, which is one of the best teams in the highly-competitive Washington, D.C. area. Our staff is looking forward to having Emanuel's play-making ability and defensive grit each day in our program."





JACK CRONIN BACK AS USD'S VOICE OF TORERO MEN'S BASKETBALL

Jack Cronin will be the play-by-play voice for Toreros men's basketball this season with games airing on ESPN 1700 AM. Cronin returns for his third year as Voice of Toreros Basketball. Cronin is in his 10th year as the play-by-play announcer for University of San Diego Football, and was the #2 voice for USD Men's Basketball for seven years prior to his appointment two seasons ago. He spent nine years at The Mighty 1090 Sports Radio as a host, reporter and Executive Producer, and is now entering his third year at NewsRadio 600 KOGO as an anchor and reporter here in San Diego. In 2014-15 he began working for TheW.tv calling volleyball and soccer games. He is also in his 10th year calling football, basketball, baseball, softball, track & field, water polo and volleyball on television for Spectrum and the SPEC SportsNet. Cronin graduated in 2004 from the University of California, Berkeley with a degree in Integrative Biology.

Jack Cronin

You can follow him on twitter - @JackCroninPXP

"I am honored to have been offered a larger role with the University of San Diego," said Jack Cronin. "Having worked with the athletic department for the last ten years, I have been impressed by the work ethic, loyalty and atmosphere displayed at Alcalá Park. I want to thank Ky Snyder and USD Athletics for the opportunity. I cannot wait for November and the prospects of the 2016-17 season."

FINAL 2015-16 WCC STANDINGS

SMC	15-3	29-6
GON	15-3	28-8
BYU	13-5	26-11
PEP	10-8	18-14
USF	8-10	15-15
SCU	7-11	11-20
LMU	6-12	14-17
POR	6-12	12-20
PAC	6-12	8-20
USD	4-14	9-21



WCC TOURNAMENT RETURNS TO LAS VEGAS:

The 2017 WCC Basketball Championship returns to Las Vegas, Nevada and The Orleans Arena from March 3rd through March 7th. Beginning with the quarterfinal matchups on March 5th, games will be televised by the ESPN family network with the WCC Basketball Championship quarterfinals (Saturday, March 4), semifinals (Monday, March 6, ESPN and or 2) and the championship game on Tuesday, March 7 (ESPN).

2016-17 UNIVERSITY OF SAN DIEGO MEN'S BASKETBALL ROSTER

NO.	NAME	POS.	HT.	WT.	YR/EXP.	HOMETOWN/HS (COLLEGE)
0	Nassir Barrino	PG	6-0	165	FR/HS	Newark, NJ/Worcester Academy - Mass.
1	Tyler Williams	G	6-5	190	SO/1V	Plano, TX/Hebron
2	Mark Carbone	G	6-2	180	FR/HS	Wethersfield, CT/ East Catholic-Manchester
3	Olin Carter III	G	6-2	190	SO/1V	Allen, TX/Allen
5	Mitch Schafer	G	5-10	170	JR/HS	Portland, OR/Jesuit
12	Juwan Gray	F	6-8	190	FR/HS	Dover, DE/ Scotland Performance Inst. (PA)
13	José Martinez	F	6-10	200	FR/HS	Cayey, Puerto Rico/Cheshire Academy (CT)
14	Nick Busch	G	6-4	195	FR/HS	Santa Barbara, CA/Santa Barbara
15	Alex Floresca	F	6-8	230	SO/1V	Webster Groves, MO/Webster
20	Cameron Neubauer	F	6-7	220	JR/2V	Berlin, Germany/Choate Rosemary Hall Prep (CT)
21	Hunter Summy	G	6-4	180	SO/1V	Southlake, TX/Carroll
22#	Isaiah Wright	G	6-2	180	JR/TR	Boise, ID/Borah (Utah)
24#	Isaiah Pineiro	F	6-6	210	JR/TR	Auburn, CA/Placer (Portland State)
30	Frank Ryder	F-C	6-10	230	FR/HS	Boulder, CO/Fairview
32	Brett Bailey	F	6-6	205	SR/3V	Spokane, WA/University

will sit out 2016-17 due to NCAA transfer rule




COACHING STAFF

Lamont Smith - Head Coach (2nd Year)
Russell Springmann - Assistant Coach (2nd Year)
Sam Scholl - Assistant Coach (2nd Year)
Chris Gerlufson - Assistant Coach (2nd Year)
Ryan Harbour - Dir. of Basketball Operations (6th Year)
Andrew Payne - Graduate Assistant (1st Year)
Patrick Frost - Graduate Manager / Video Coordinator (1st Year)

PRONUNCIATIONS

#0 Nuh-seer Bar-ree-no
#15 Floor-ess-kuh
#20 New-bow-er
#21 Some-ee
#24 I-zay-uh Pin-yair-oh



Nassir Barrino
6-0 ‹‹ FR ‹‹ G
Newark, NJ
Worcester Academy - Mass.



Tyler Williams
6-5 ‹‹ SO ‹‹ G
Plano, TX
Hebron HS



Mark Carbone
6-2 ‹‹ FR ‹‹ G
Wethersfield, CT
East Catholic-Manchester HS




Olin Carter III
6-2 ‹‹ SO ‹‹ G
Allen, TX
Allen HS




Mitch Schafer
5-10 ‹‹ JR ‹‹ G
Portland, OR
Jesuit HS



Juwan Gray
6-8 ‹‹ FR ‹‹ F
Dover, DE
Scotland Performance Inst. - PA



Jose' Martinez
6-10 ‹‹ FR ‹‹ F
Cayey, Puerto Rico
Cheshire Academy - CT




Nick Busch
6-4 ‹‹ FR ‹‹ G
Santa Barbara, CA
Santa Barbara HS



Alex Floresca
6-8 ‹‹ SO ‹‹ F
Webster Groves, MO
Webster Groves HS



Cameron Neubauer
6-7 ‹‹ JR ‹‹ F
Berlin, Germany
Choate Rosemary Hall Prep - CT



Hunter Summy
6-4 ‹‹ SO ‹‹ G
Southlake, TX
Carroll HS



Isaiah Wright
6-2 ‹‹ JR ‹‹ G
Boise, ID
University of Utah



Isaiah Pineiro
6-6 ‹‹ JR ‹‹ F
Auburn, CA
Portland State



Frank Ryder
6-10 ‹‹ FR ‹‹ F/C
Boulder, CO
Fairview HS



Brett Bailey
6-6 ‹‹ SR ‹‹ F
Boulder, CO
University HS



Lamont Smith
Head Coach
2nd Season
San Diego, '98



#0 Nassir Barrino

6-0, 165, Frosh Guard
Newark, NJ
Worcester Academy - Mass.
Major:
Undeclared

2016-17 Season.....	Category.....	Career
14 vs. Samford (11-14-16).....	POINTS	Same
7, vs. Samford (11-14-16).....	REBOUNDS	Same
4, vs. UCLA (11-17-16).....	ASSISTS	Same
0.....	BLOCKS	Same
4, vs. Bethune Cookman (11-22-16).....	STEALS.....	Same



#1 Tyler Williams

6-5, 190, Soph. Guard
Plano, Texas
Hebron HS
Major:
Undeclared

2016-17 Season.....	Category.....	Career
20, vs. Pepperdine (1-7-17).....	POINTS	Same
9, (3x), last vs. SMC (12-31-16).....	REBOUNDS.....	Same
5, vs. Pepperdine (1-7-17).....	ASSISTS	6, vs. Loy-Chicago (11-25-15)
1, vs. Bethune Cookman (11-22-16).....	BLOCKS	1, (4x), last vs. B-CU (11-22-16)
2, vs. USC (11-30-16).....	STEALS	2, (8x), last vs. USC (11-30-16)



#2 Mark Carbone

6-2, 180, Frosh Guard
Wethersfield, CT
East Catholic-Manchester
Major:
Undeclared

2016-17 Season.....	Category.....	Career
8, (2x), last vs. NAU (12-3-16).....	POINTS.....	Same
5, vs. UCLA (11-17-16).....	REBOUNDS.....	Same
3, vs. Bethune Cookman (11-22-16).....	ASSISTS.....	Same
1, vs. Samford (11-14-16).....	BLOCKS	Same
3, vs. NAU (12-3-16).....	STEALS.....	Same



#3 Olin Carter III

6-2, 190, Soph. Guard
Allen, Texas
Allen HS
Major:
Undeclared

2016-17 Season.....	Category.....	Career
34, vs. Bethesda (12-17-16).....	POINTS	Same
7, vs. USC (11-30-16).....	REBOUNDS	7, (4x), vs. USC (11-30-16)
4, vs. Nicholls State (11-20-16).....	ASSISTS	4, (3x), vs. NSU (11-20-16)
0.....	BLOCKS	2, (2x), last vs. LMU (1-30-16)
3, vs. Bethesda (12-17-16).....	STEALS.....	3, (3x) last vs. BU (12-17-16)



#5 Mitch Schafer

5-10, 170, Junior Guard
Portland, OR
Jesuit HS
Major:
Finance

2016-17 Season.....	Category.....	Career
1, vs. Bethesda (12-17-16).....	POINTS	Same
0.....	REBOUNDS	Same
1, vs. Samford (11-14-16).....	ASSISTS.....	Same
0.....	BLOCKS	Same
0.....	STEALS.....	Same



#12 Juwan Gray

6-8, 190, Frosh Forward
Dover, DE
Scotland Performance Inst.
Major:
Undeclared

2016-17 Season.....	Category.....	Career
16, vs. Bethune Cookman (11-22-16).....	POINTS	Same
17, vs. Bethune Cookman (11-22-16).....	REBOUNDS.....	Same
3, vs. UC Santa Barbara (12-11-16).....	ASSISTS.....	Same
2, vs. Pacific (1-5-17).....	BLOCKS	Same
3, vs. Nicholls State (11-20-16).....	STEALS.....	Same



#13 Jose' Martinez

6-10, 200, Frosh Forward
Cayey, Puerto Rico
Cheshire Academy
Major:
Undeclared

2016-17 Season.....	Category.....	Career
3, vs. Bethesda (12-17-16).....	POINTS	Same
2, vs. Bethesda (12-17-16).....	REBOUNDS.....	Same
1, vs. Bethesda (12-17-16).....	ASSISTS.....	Same
1, (2x), last vs. Bethesda (12-17-16).....	BLOCKS	Same
0.....	STEALS.....	Same



#14 Nick Busch

6-4, 195, Frosh Guard
Santa Barbara, CA
Santa Barbara HS
Major:
Undeclared

2016-17 Season	Category	Career
0	POINTS	Same
0	REBOUNDS	Same
0	ASSISTS	Same
0	BLOCKS	Same
0	STEALS	Same



#15 Alex Floresca

6-8, 230, Soph. Forward
Webster Groves, MO
Webster HS
Major:
Undeclared

2016-17 Season	Category	Career
DNP	POINTS	13 vs. PEP (1-28-16)
DNP	REBOUNDS	7 vs. PEP (1-21-16)
DNP	ASSISTS	2, (3x), last vs. LMU (1-30-16)
DNP	BLOCKS	1, (2x), last vs. UP (2-27-16)
DNP	STEALS	1, (2x), last vs. USF (1-7-16)



#20 Cameron Neubauer

6-7, 220, Junior Forward
Berlin, Germany
Choate Rosemary Hall Prep - CT
Major:
Business Administration

2016-17 Season	Category	Career
29, vs. CS Fullerton (12-7-16)	POINTS	Same
11, vs. Pacific (1-5-17)	REBOUNDS	Same
5, vs. Pacific (1-5-17)	ASSISTS	Same
2, vs. Pacific (1-5-17)	BLOCKS	Same
2, vs. Bethesda (12-17-16)	STEALS	Same



#21 Hunter Summy

6-4, 180, Soph. Guard
Southlake, Texas
Carroll HS
Major:
Undeclared

2016-17 Season	Category	Career
DNP	POINTS	4, (2x), last vs. PEP (1-21-16)
DNP	REBOUNDS	1, (2x), last vs. BYU (2-20-16)
DNP	ASSISTS	3 vs. PEP (1-21-16)
DNP	BLOCKS	Same
DNP	STEALS	2, vs. PEP (1-21-16)



#30 Frank Ryder

6-10, 230, Frosh Center
Boulder, CO
Fairview HS
Major:
Undeclared

2016-17 Season	Category	Career
16, vs. UC Santa Barbara (12-11-16)	POINTS	Same
4, vs. UC Santa Barbara (12-11-16)	REBOUNDS	Same
3, (3x), last vs. Santa Clara (1-12-17)	ASSISTS	Same
1, vs. NMSU (11-26-16)	BLOCKS	Same
1, (2x), last vs. UCSB (12-11-16)	STEALS	Same



#32 Brett Bailey

6-6, 205, Senior Forward
Spokane, Washington
University HS
Major:
Finance

2016-17 Season	Category	Career
26, (2x), last vs. NAU (12-3-16)	POINTS	Same
10, vs. Bethesda (12-17-16)	REBOUNDS	11 vs. Santa Clara (2-11-16)
7, vs. NMSU (11-26-16)	ASSISTS	Same
3, vs. CSU Fullerton (12-7-16)	BLOCKS	Same
2, (3x), last vs. NAU (12-3-16)	STEALS	3 (2x), vs. Bethesda (12-2-15)

2016-17 San Diego Toreros
San Diego Combined Team Statistics (as of Jan 12, 2017)
All games

RECORD:	OVERALL	HOME	AWAY	NEUTRAL
ALL GAMES	8-9	5-5	3-4	0-0
CONFERENCE	1-4	0-2	1-2	0-0
NON-CONFERENCE	7-5	5-3	2-2	0-0

##	Player	gp-gs	min	avg	Total		3-Point		F-Throw		Rebounds				pf	dq	a	to	blk	stl	pts	avg	
					fg-fga	fg%	3fg-fga	3fg%	ft-fta	ft%	off	def	tot	avg									
32	BAILEY, Brett	17-17	562	33.1	91-189	.481	17-43	.395	92-116	.793	28	89	117	6.9	48	0	35	38	9	13	291	17.1	
03	CARTER III, Olin	17-17	603	35.5	92-221	.416	54-145	.372	42-59	.712	3	41	44	2.6	49	2	33	27	0	8	280	16.5	
20	NEUBAUER, Cameron	17-17	496	29.2	54-124	.435	23-71	.324	39-52	.750	26	63	89	5.2	64	5	39	33	3	8	170	10.0	
01	WILLIAMS, Tyler	17-17	609	35.8	47-98	.480	19-39	.487	39-45	.867	15	65	80	4.7	29	0	38	36	1	6	152	8.9	
12	GRAY, Juwan	17-9	448	26.4	49-104	.471	19-38	.500	21-31	.677	15	92	107	6.3	45	0	15	16	11	12	138	8.1	
30	RYDER, Frank	16-0	214	13.4	24-55	.436	0-0	.000	21-26	.808	13	15	28	1.8	37	1	13	12	1	2	69	4.3	
02	CARBONE, Mark	17-2	288	16.9	18-71	.254	14-58	.241	11-12	.917	5	15	20	1.2	42	1	14	12	1	9	61	3.6	
00	BARRINO, Nassir	16-6	228	14.3	17-47	.362	0-3	.000	9-22	.409	6	29	35	2.2	29	0	16	15	0	10	43	2.7	
13	MARTINEZ, Jose	5-0	22	4.4	0-9	.000	0-6	.000	3-4	.750	0	2	2	0.4	3	0	1	3	2	0	3	0.6	
05	SCHAFER, Mitch	3-0	3	1.0	0-1	.000	0-1	.000	1-2	.500	0	0	0	0.0	0	0	1	0	0	0	1	0.3	
14	BUSCH, Nick	2-0	2	1.0	0-0	.000	0-0	.000	0-0	.000	0	0	0	0.0	1	0	0	0	0	0	0	0.0	
Team											23	30	53										
Total.....		17	3475		392-919	.427	146-404	.361	278-369	.753	134	441	575	33.8	347	9	205	206	28	68	1208	71.1	
Opponents.....		17	3475		433-971	.446	118-352	.335	251-362	.693	161	438	599	35.2	325	-	191	185	62	86	1235	72.6	

TEAM STATISTICS	USD	OPP	Date	Opponent	Score	Att.
SCORING	1208	1235	11-11-16	at San Diego State	L 59-69	12414
Points per game	71.1	72.6	11-14-16	SAMFORD	L 65-83	2379
Scoring margin	-1.6	-	11/17/16	at UCLA	L 68-88	6893
FIELD GOALS-ATT	392-919	433-971	11/20/16	NICHOLLS STATE	w 81-72	849
Field goal pct	.427	.446	11/22/16	BETHUNE-COOKMAN	wo3 96-91	866
3 POINT FG-ATT	146-404	118-352	11/26/16	NEW MEXICO ST.	L 51-56	1008
3-point FG pct	.361	.335	11/30/16	USC	L 55-76	2921
3-pt FG made per game	8.6	6.9	12/03/16	at Northern Arizona	w 80-65	767
FREE THROWS-ATT	278-369	251-362	12/07/16	CAL STATE FULLERTON	w 82-75	940
Free throw pct	.753	.693	12/11/16	UC SANTA BARBARA	w 77-68	1078
F-Throws made per game	16.4	14.8	12/17/16	BETHESDA	w 105-89	960
REBOUNDS	575	599	12/22/16	at North Texas	w 69-68	2717
Rebounds per game	33.8	35.2	* 12/29/16	at San Francisco	L 74-80	2115
Rebounding margin	-1.4	-	* 12/31/16	at Saint Mary's (CA)	L 60-72	2891
ASSISTS	205	191	* 01/05/17	PACIFIC	L 53-56	1207
Assists per game	12.1	11.2	* 01/07/17	at Pepperdine	w 76-68	1007
TURNOVERS	206	185	* 01/12/17	SANTA CLARA	L 57-59	1435
Turnovers per game	12.1	10.9	* - Conference game			
Turnover margin	-1.2	-				
Assist/turnover ratio	1.0	1.0				
STEALS	68	86				
Steals per game	4.0	5.1				
BLOCKS	28	62				
Blocks per game	1.6	3.6				
ATTENDANCE	13643	28804				
Home games-Avg/Game	10-1364	7-4115				
Neutral site-Avg/Game	-	0-0				

Score by Periods	1st	2nd	OT	OT2	OT3	Totals
San Diego	545	631	8	5	19	1208
Opponents	561	647	8	5	14	1235

2016-17 San Diego Toreros
San Diego Combined Team Statistics (as of Jan 12, 2017)
Conference games

RECORD:	OVERALL	HOME	AWAY	NEUTRAL
ALL GAMES	1-4	0-2	1-2	0-0
CONFERENCE	1-4	0-2	1-2	0-0
NON-CONFERENCE	0-0	0-0	0-0	0-0

#	Player	gp-gs	min	avg	Total		3-Point		F-Throw		Rebounds				pf	dq	a	to	blk	stl	pts	avg
					fg-fga	fg%	3fg-fga	3fg%	ft-fta	ft%	off	def	tot	avg								
32	BAILEY, Brett	5-5	157	31.4	19-43	.442	0-4	.000	30-38	.789	7	24	31	6.2	13	0	6	9	2	3	68	13.6
03	CARTER III, Olin	5-5	181	36.2	22-62	.355	14-43	.326	9-13	.692	1	6	7	1.4	12	0	8	8	0	1	67	13.4
01	WILLIAMS, Tyler	5-5	188	37.6	20-29	.690	5-8	.625	16-19	.842	5	21	26	5.2	8	0	11	14	0	1	61	12.2
12	GRAY, Juwan	5-5	166	33.2	18-35	.514	8-14	.571	1-3	.333	2	35	37	7.4	15	0	5	7	5	4	45	9.0
20	NEUBAUER, Cameron	5-5	142	28.4	13-33	.394	4-19	.211	10-15	.667	6	22	28	5.6	18	1	16	11	3	1	40	8.0
30	RYDER, Frank	5-0	74	14.8	9-19	.474	0-0	.000	9-11	.818	4	4	8	1.6	15	1	6	5	0	0	27	5.4
02	CARBONE, Mark	5-0	65	13.0	2-14	.143	2-12	.167	2-2	1.000	0	3	3	0.6	10	0	2	2	0	2	8	1.6
00	BARRINO, Nassir	4-0	26	6.5	2-6	.333	0-0	.000	0-0	.000	0	5	5	1.3	8	0	1	3	0	2	4	1.0
13	MARTINEZ, Jose	1-0	1	1.0	0-1	.000	0-0	.000	0-0	.000	0	0	0	0.0	0	0	0	0	0	0	0	0.0
Team											4	3	7				1					
Total.....		5	1000		105-242	.434	33-100	.330	77-101	.762	29	123	152	30.4	99	2	55	60	10	14	320	64.0
Opponents.....		5	1000		115-249	.462	36-85	.424	69-98	.704	29	119	148	29.6	95	-	59	55	16	23	335	67.0

TEAM STATISTICS	USD	OPP	Date	Opponent	Score	Att.
SCORING	320	335	* 12/29/16	at San Francisco	L 74-80	2115
Points per game	64.0	67.0	* 12/31/16	at Saint Mary's (CA)	L 60-72	2891
Scoring margin	-3.0	-	* 01/05/17	PACIFIC	L 53-56	1207
FIELD GOALS-ATT	105-242	115-249	* 01/07/17	at Pepperdine	W 76-68	1007
Field goal pct	.434	.462	* 01/12/17	SANTA CLARA	L 57-59	1435
3 POINT FG-ATT	33-100	36-85	* - Conference game			
3-point FG pct	.330	.424				
3-pt FG made per game	6.6	7.2				
FREE THROWS-ATT	77-101	69-98				
Free throw pct	.762	.704				
F-Throws made per game	15.4	13.8				
REBOUNDS	152	148				
Rebounds per game	30.4	29.6				
Rebounding margin	+0.8	-				
ASSISTS	55	59				
Assists per game	11.0	11.8				
TURNOVERS	60	55				
Turnovers per game	12.0	11.0				
Turnover margin	-1.0	-				
Assist/turnover ratio	0.9	1.1				
STEALS	14	23				
Steals per game	2.8	4.6				
BLOCKS	10	16				
Blocks per game	2.0	3.2				
ATTENDANCE	2642	6013				
Home games-Avg/Game	2-1321	3-2004				
Neutral site-Avg/Game	-	0-0				

Score by Periods	1st	2nd	Totals
San Diego	139	181	320
Opponents	178	157	335

2016-17 San Diego Toreros
San Diego Points-Rebounds-Assists (as of Jan 12, 2017)
All games

Opponent	Date	Score		00	01	02	03	05	12	13
				BARRINO,NA	WILLIAMS,T	CARBONE,MA	CARTER III	SCHAFFER,MI	GRAY,JUWAN	MARTINEZ,J
at San Diego State	11-11-16	59-69	L	11-1-1	4-5-1	0-0-1	17-2-0	DNP	7-2-0	DNP
SAMFORD	11-14-16	65-83	L	14-7-2	3-1-2	8-3-0	15-2-3	0-0-1	7-5-0	0-0-0
at UCLA	11/17/16	68-88	L	2-6-4	3-4-1	6-5-2	13-4-3	DNP	4-2-0	DNP
NICHOLLS STATE	11/20/16	81-72	w	2-3-1	6-9-3	2-2-2	21-5-4	DNP	14-5-2	DNP
BETHUNE-COOKMAN	11/22/16	96-91	w	2-3-2	16-4-0	5-0-3	19-1-3	DNP	16-17-2	DNP
NEW MEXICO ST.	11/26/16	51-56	L	0-4-1	2-5-3	5-0-2	11-2-0	DNP	5-0-0	DNP
USC	11/30/16	55-76	L	0-2-2	10-1-2	5-2-1	21-7-2	DNP	0-0-0	0-0-0
at Northern Arizona	12/03/16	80-65	w	4-3-1	11-9-2	8-2-0	10-5-2	0-0-0	1-8-0	0-0-0
CAL STATE FULLERTON	12/07/16	82-75	w	4-1-0	4-1-3	3-1-0	17-1-2	DNP	4-7-1	DNP
UC SANTA BARBARA	12/11/16	77-68	w	0-0-1	15-3-3	6-0-0	13-2-2	DNP	8-8-3	DNP
BETHESDA	12/17/16	105-89	w	0-0-0	12-4-3	2-0-0	34-5-3	1-0-0	16-9-0	3-2-1
at North Texas	12/22/16	69-68	w	0-0-0	5-8-4	3-2-1	22-1-1	DNP	11-7-2	DNP
at San Francisco	12/29/16	74-80	L	2-2-0	11-3-2	3-2-1	19-2-3	DNP	9-7-2	DNP
at Saint Mary's (CA)	12/31/16	60-72	L	DNP	13-9-0	0-0-0	11-3-2	DNP	11-3-1	DNP
PACIFIC	01/05/17	53-56	L	0-2-0	10-4-1	0-0-1	10-1-1	DNP	6-8-0	DNP
at Pepperdine	01/07/17	76-68	w	2-1-1	20-5-5	2-0-0	16-1-2	DNP	11-14-1	0-0-0
SANTA CLARA	01/12/17	57-59	L	0-0-0	7-5-3	3-1-0	11-0-0	DNP	8-5-1	DNP

Opponent	Date	Score		14	20	30	32
				BUSCH,NICK	NEUBAUER,C	RYDER,FRAN	BAILEY,BRE
at San Diego State	11-11-16	59-69	L	DNP	8-3-3	4-1-3	8-9-1
SAMFORD	11-14-16	65-83	L	0-0-0	9-5-1	3-2-1	6-2-1
at UCLA	11/17/16	68-88	L	DNP	14-3-1	4-2-0	22-9-3
NICHOLLS STATE	11/20/16	81-72	w	DNP	13-4-0	4-2-2	19-4-1
BETHUNE-COOKMAN	11/22/16	96-91	w	DNP	8-7-3	4-2-0	26-9-4
NEW MEXICO ST.	11/26/16	51-56	L	DNP	2-2-0	2-1-0	24-9-7
USC	11/30/16	55-76	L	DNP	0-6-2	2-1-0	17-7-1
at Northern Arizona	12/03/16	80-65	w	0-0-0	20-5-2	0-1-0	26-8-0
CAL STATE FULLERTON	12/07/16	82-75	w	DNP	29-7-3	0-1-0	21-5-2
UC SANTA BARBARA	12/11/16	77-68	w	DNP	2-4-2	16-4-1	17-7-3
BETHESDA	12/17/16	105-89	w	DNP	17-9-3	3-3-0	17-10-5
at North Texas	12/22/16	69-68	w	DNP	8-6-3	DNP	20-7-1
at San Francisco	12/29/16	74-80	L	DNP	8-4-4	4-1-0	18-6-0
at Saint Mary's (CA)	12/31/16	60-72	L	DNP	1-3-1	5-1-0	19-3-0
PACIFIC	01/05/17	53-56	L	DNP	6-11-5	11-1-0	10-6-3
at Pepperdine	01/07/17	76-68	w	DNP	14-5-4	5-3-3	6-7-1
SANTA CLARA	01/12/17	57-59	L	DNP	11-5-2	2-2-3	15-9-2

**2016-17 San Diego Toreros
San Diego Team High/Low Analysis (as of Jan 12, 2017)
All games**

San Diego - TEAM GAME HIGHS

POINTS	105	BETHESDA (12/17/16)
	96	BETHUNE-COOKMAN (11/22/16)
	82	CAL STATE FULLERTON (12/07/16)
	81	NICHOLLS STATE (11/20/16)
	80	at Northern Arizona (12/03/16)
FIELD GOALS MADE	32	BETHUNE-COOKMAN (11/22/16)
	30	BETHESDA (12/17/16)
FIELD GOAL ATTEMPTS	75	at UCLA (11/17/16)
	66	BETHUNE-COOKMAN (11/22/16)
FIELD GOAL PERCENTAGE	.500 (30-60)	BETHESDA (12/17/16)
	.500 (19-38)	SANTA CLARA (01/12/17)
3 PT FIELD GOALS MADE	15	BETHUNE-COOKMAN (11/22/16)
	12	UC SANTA BARBARA (12/11/16)
3 PT FG ATTEMPTS	34	USC (11/30/16)
	31	at UCLA (11/17/16)
3 PT FG PERCENTAGE	.517 (15-29)	BETHUNE-COOKMAN (11/22/16)
	.500 (10-20)	NICHOLLS STATE (11/20/16)
FREE THROWS MADE	34	BETHESDA (12/17/16)
	25	at Northern Arizona (12/03/16)
FREE THROW ATTEMPTS	43	BETHESDA (12/17/16)
	32	at Northern Arizona (12/03/16)
FREE THROW PERCENTAGE	1.000 (17-17)	PACIFIC (01/05/17)
	.905 (19-21)	UC SANTA BARBARA (12/11/16)
REBOUNDS	47	at Northern Arizona (12/03/16)
	45	BETHUNE-COOKMAN (11/22/16)
ASSISTS	17	at Pepperdine (01/07/17)
	17	BETHUNE-COOKMAN (11/22/16)
STEALS	8	BETHESDA (12/17/16)
	7	NICHOLLS STATE (11/20/16)
	7	SAMFORD (11-14-16)
BLOCKED SHOTS	4	PACIFIC (01/05/17)
	3	CAL STATE FULLERTON (12/07/16)
TURNOVERS	20	BETHUNE-COOKMAN (11/22/16)
	16	at North Texas (12/22/16)
	16	at Northern Arizona (12/03/16)
FOULS	30	at Northern Arizona (12/03/16)
	27	NEW MEXICO ST. (11/26/16)
	27	BETHUNE-COOKMAN (11/22/16)

**2016-17 San Diego Toreros
San Diego High/Low Analysis (as of Jan 12, 2017)
All games**

Opponent - GAME HIGHS

POINTS	91	BETHUNE-COOKMAN (11/22/16)
	89	BETHESDA (12/17/16)
	88	at UCLA (11/17/16)
	83	SAMFORD (11-14-16)
	80	at San Francisco (12/29/16)
FIELD GOALS MADE	35	BETHESDA (12/17/16)
	34	BETHUNE-COOKMAN (11/22/16)
FIELD GOAL ATTEMPTS	75	BETHUNE-COOKMAN (11/22/16)
	70	BETHESDA (12/17/16)
FIELD GOAL PERCENTAGE	.527 (29-55)	CAL STATE FULLERTON (12/07/16)
	.525 (32-61)	at UCLA (11/17/16)
3 PT FIELD GOALS MADE	14	BETHESDA (12/17/16)
	12	NICHOLLS STATE (11/20/16)
3 PT FG ATTEMPTS	34	BETHESDA (12/17/16)
	31	NICHOLLS STATE (11/20/16)
3 PT FG PERCENTAGE	.500 (5-10)	PACIFIC (01/05/17)
	.467 (7-15)	at Saint Mary's (CA) (12/31/16)
FREE THROWS MADE	24	NEW MEXICO ST. (11/26/16)
	23	at Northern Arizona (12/03/16)
FREE THROW ATTEMPTS	33	at Northern Arizona (12/03/16)
	32	BETHUNE-COOKMAN (11/22/16)
FREE THROW PERCENTAGE	.944 (17-18)	at Saint Mary's (CA) (12/31/16)
	.864 (19-22)	at UCLA (11/17/16)
REBOUNDS	45	BETHUNE-COOKMAN (11/22/16)
	44	USC (11/30/16)
ASSISTS	21	at UCLA (11/17/16)
	17	at Pepperdine (01/07/17)
	17	SAMFORD (11-14-16)
STEALS	10	at San Diego State (11-11-16)
	9	BETHUNE-COOKMAN (11/22/16)
BLOCKED SHOTS	9	at UCLA (11/17/16)
	7	CAL STATE FULLERTON (12/07/16)
	7	NICHOLLS STATE (11/20/16)
TURNOVERS	19	BETHUNE-COOKMAN (11/22/16)
	14	CAL STATE FULLERTON (12/07/16)
FOULS	30	BETHESDA (12/17/16)
	24	BETHUNE-COOKMAN (11/22/16)

2016-17 San Diego Toreros
San Diego High/Low Analysis (as of Jan 12, 2017)
All games

San Diego - GAME LOWS

POINTS	51	NEW MEXICO ST. (11/26/16)
	53	PACIFIC (01/05/17)
	55	USC (11/30/16)
	57	SANTA CLARA (01/12/17)
	59	at San Diego State (11-11-16)
FIELD GOALS MADE	16	PACIFIC (01/05/17)
	18	USC (11/30/16)
	18	at Saint Mary's (CA) (12/31/16)
FIELD GOAL ATTEMPTS	38	SANTA CLARA (01/12/17)
	42	at Saint Mary's (CA) (12/31/16)
FIELD GOAL PERCENTAGE	.308 (16-52)	PACIFIC (01/05/17)
	.316 (18-57)	USC (11/30/16)
3 PT FIELD GOALS MADE	4	PACIFIC (01/05/17)
	5	at Saint Mary's (CA) (12/31/16)
3 PT FG ATTEMPTS	15	at San Diego State (11-11-16)
	15	at Saint Mary's (CA) (12/31/16)
3 PT FG PERCENTAGE	.160 (4-25)	PACIFIC (01/05/17)
	.235 (8-34)	USC (11/30/16)
FREE THROWS MADE	5	at San Diego State (11-11-16)
	7	NEW MEXICO ST. (11/26/16)
FREE THROW ATTEMPTS	9	at UCLA (11/17/16)
	10	at San Diego State (11-11-16)
	10	NEW MEXICO ST. (11/26/16)
FREE THROW PERCENTAGE	.500 (5-10)	at San Diego State (11-11-16)
	.607 (17-28)	BETHUNE-COOKMAN (11/22/16)
REBOUNDS	22	at Saint Mary's (CA) (12/31/16)
	28	at San Diego State (11-11-16)
	28	USC (11/30/16)
	28	at San Francisco (12/29/16)
	28	SANTA CLARA (01/12/17)
ASSISTS	4	at Saint Mary's (CA) (12/31/16)
	7	at Northern Arizona (12/03/16)
STEALS	0	at San Diego State (11-11-16)
	2	at UCLA (11/17/16)
	2	UC SANTA BARBARA (12/11/16)
	2	at Saint Mary's (CA) (12/31/16)
	2	SANTA CLARA (01/12/17)
BLOCKED SHOTS	0	USC (11/30/16)
	1	at UCLA (11/17/16)
	1	NICHOLLS STATE (11/20/16)
	1	at Northern Arizona (12/03/16)
	1	UC SANTA BARBARA (12/11/16)
	1	at North Texas (12/22/16)
	1	at Saint Mary's (CA) (12/31/16)
TURNOVERS	1	at Pepperdine (01/07/17)
	7	at UCLA (11/17/16)
FOULS	8	CAL STATE FULLERTON (12/07/16)
	11	BETHESDA (12/17/16)
	14	USC (11/30/16)

2016-17 San Diego Toreros
San Diego High/Low Analysis (as of Jan 12, 2017)
All games

Opponent - GAME LOWS

POINTS	56	NEW MEXICO ST. (11/26/16)
	56	PACIFIC (01/05/17)
	59	SANTA CLARA (01/12/17)
	65	at Northern Arizona (12/03/16)
	68	UC SANTA BARBARA (12/11/16)
FIELD GOALS MADE	68	at North Texas (12/22/16)
	68	at Pepperdine (01/07/17)
	15	NEW MEXICO ST. (11/26/16)
	17	at Northern Arizona (12/03/16)
	43	NEW MEXICO ST. (11/26/16)
FIELD GOAL ATTEMPTS	47	at Saint Mary's (CA) (12/31/16)
	.274 (17-62)	at Northern Arizona (12/03/16)
FIELD GOAL PERCENTAGE	.349 (15-43)	NEW MEXICO ST. (11/26/16)
	2	NEW MEXICO ST. (11/26/16)
3 PT FIELD GOALS MADE	3	USC (11/30/16)
	10	PACIFIC (01/05/17)
3 PT FG ATTEMPTS	14	CAL STATE FULLERTON (12/07/16)
	.111 (2-18)	NEW MEXICO ST. (11/26/16)
3 PT FG PERCENTAGE	.167 (3-18)	USC (11/30/16)
	5	BETHESDA (12/17/16)
FREE THROWS MADE	7	SANTA CLARA (01/12/17)
	9	BETHESDA (12/17/16)
FREE THROW ATTEMPTS	9	SANTA CLARA (01/12/17)
	.500 (16-32)	BETHUNE-COOKMAN (11/22/16)
FREE THROW PERCENTAGE	.529 (9-17)	UC SANTA BARBARA (12/11/16)
	23	SANTA CLARA (01/12/17)
REBOUNDS	27	at Pepperdine (01/07/17)
	5	NEW MEXICO ST. (11/26/16)
ASSISTS	7	at San Diego State (11-11-16)
	7	PACIFIC (01/05/17)
	1	NEW MEXICO ST. (11/26/16)
STEALS	3	at Northern Arizona (12/03/16)
	3	at Saint Mary's (CA) (12/31/16)
	0	SAMFORD (11-14-16)
BLOCKED SHOTS	0	UC SANTA BARBARA (12/11/16)
	7	at San Diego State (11-11-16)
TURNOVERS	8	SAMFORD (11-14-16)
	8	at UCLA (11/17/16)
	10	at UCLA (11/17/16)
FOULS	12	NEW MEXICO ST. (11/26/16)

Official Basketball Box Score -- Game Totals -- Final Statistics
Santa Clara vs San Diego
01/12/17 7:05 p.m. at Jenny Craig Pavilion

Santa Clara 59 • 9-9, 3-2

##	Player	f	Total		3-Ptr	Rebounds			PF	TP	A	TO	Blk	Stl	Min
			FG-FGA	FG-FGA	FT-FTA	Off	Def	Tot							
43	KRATCH,Nate	f	1-3	0-1	0-0	1	6	7	3	2	0	1	1	2	40
50	NDUMANYA,Emmanuel	c	1-1	0-0	0-0	0	2	2	4	2	0	3	0	1	13
02	FEAGIN,KJ	g	7-13	3-7	2-2	0	3	3	1	19	5	2	1	2	39
12	HAUSER,Matt	g	4-7	0-2	2-2	0	1	1	3	10	4	0	0	1	32
23	BROWNRIDGE,Jared	g	7-18	5-10	1-2	0	1	1	0	20	2	1	0	0	39
01	WARDLOW,Evan		0-1	0-0	0-0	0	2	2	2	0	0	0	0	0	6
03	JADERSTEN,Henrik		1-4	0-1	1-1	1	2	3	4	3	0	1	0	0	19
10	HEALY,Kai		0-0	0-0	1-2	0	0	0	0	1	2	0	0	1	8
13	DOUGLAS,Akil		1-2	0-1	0-0	0	0	0	2	2	0	0	0	0	4
Team						1	3	4				2			
Totals			22-49	8-22	7-9	3	20	23	19	59	13	10	2	7	200

FG % 1st Half: 13-26 50.0% 2nd half: 9-23 39.1% Game: 22-49 44.9%
 3FG % 1st Half: 6-14 42.9% 2nd half: 2-8 25.0% Game: 8-22 36.4%
 FT % 1st Half: 3-5 60.0% 2nd half: 4-4 100.0% Game: 7-9 77.8%

Deadball
Rebounds
1

San Diego 57 • 8-9, 1-4

##	Player	f	Total		3-Ptr	Rebounds			PF	TP	A	TO	Blk	Stl	Min
			FG-FGA	FG-FGA	FT-FTA	Off	Def	Tot							
12	GRAY, Juwan	f	3-6	2-3	0-0	0	5	5	4	8	1	2	0	2	33
20	NEUBAUER, Cameron	f	3-5	0-2	5-7	1	4	5	3	11	2	3	1	0	27
32	BAILEY, Brett	f	5-7	0-0	5-8	2	7	9	2	15	2	2	1	0	30
01	WILLIAMS, Tyler	g	2-3	0-0	3-4	0	5	5	1	7	3	3	0	0	40
03	CARTER III, Olin	g	4-11	3-9	0-1	0	0	0	0	11	0	1	0	0	39
00	BARRINO, Nassir		0-0	0-0	0-0	0	0	0	1	0	0	2	0	0	2
02	CARBONE, Mark		1-4	1-4	0-0	0	1	1	1	3	0	1	0	0	14
30	RYDER, Frank		1-2	0-0	0-0	0	2	2	3	2	3	0	0	0	15
Team						0	1	1							
Totals			19-38	6-18	13-20	3	25	28	15	57	11	14	2	2	200

FG % 1st Half: 10-19 52.6% 2nd half: 9-19 47.4% Game: 19-38 50.0%
 3FG % 1st Half: 3-9 33.3% 2nd half: 3-9 33.3% Game: 6-18 33.3%
 FT % 1st Half: 6-8 75.0% 2nd half: 7-12 58.3% Game: 13-20 65.0%

Deadball
Rebounds
3

Officials: Ken Ditty, Horace Shields, Brad Ferrie
 Technical fouls: Santa Clara-None. San Diego-None.
 Attendance: 1435

Score by periods	1st	2nd	Total
Santa Clara	35	24	59
San Diego	29	28	57

Official Basketball Box Score -- Game Totals -- Final Statistics
San Diego vs Pepperdine
01/07/17 1:03 p.m. at Malibu, Calif. (Firestone Fieldhouse)

San Diego 76 • 8-8, 1-3 WCC

##	Player		Total		3-Ptr	Rebounds			PF	TP	A	TO	Blk	Stl	Min
			FG-FGA	FG-FGA	FT-FTA	Off	Def	Tot							
12	GRAY, Juwan	f	5-7	1-1	0-0	0	14	14	4	11	1	1	1	0	34
20	NEUBAUER, Cameron	f	5-9	2-5	2-4	2	3	5	5	14	4	3	0	1	28
32	BAILEY, Brett	f	1-8	0-2	4-7	1	6	7	4	6	1	1	0	0	31
01	WILLIAMS, Tyler	g	7-10	2-2	4-4	1	4	5	0	20	5	3	0	0	38
03	CARTER III, Olin	g	6-15	4-11	0-0	0	1	1	2	16	2	2	0	0	39
00	BARRINO, Nassir		1-1	0-0	0-0	0	1	1	2	2	1	0	0	2	5
02	CARBONE, Mark		0-0	0-0	2-2	0	0	0	0	2	0	0	0	1	5
13	MARTINEZ, Jose		0-1	0-0	0-0	0	0	0	0	0	0	0	0	0	1
30	RYDER, Frank		2-5	0-0	1-2	1	2	3	5	5	3	3	0	0	19
Team						3	1	4							
Totals			27-56	9-21	13-19	8	32	40	22	76	17	13	1	4	200

FG % 1st Half: 14-31 45.2% 2nd half: 13-25 52.0% Game: 27-56 48.2%
 3FG % 1st Half: 7-13 53.8% 2nd half: 2-8 25.0% Game: 9-21 42.9%
 FT % 1st Half: 2-2 100.0 2nd half: 11-17 64.7% Game: 13-19 68.4%

Deadball
Rebounds
5

Pepperdine 68 • 5-11, 1-3 WCC

##	Player		Total		3-Ptr	Rebounds			PF	TP	A	TO	Blk	Stl	Min
			FG-FGA	FG-FGA	FT-FTA	Off	Def	Tot							
14	REYES, Chris	f	7-11	2-2	4-8	0	6	6	2	20	3	1	1	0	36
31	TAYLOR, Nolan	f	2-7	0-0	1-2	2	1	3	2	5	0	0	0	0	17
01	LEE, Elijah	g	0-4	0-2	0-0	0	1	1	3	0	7	2	0	1	29
03	MAJOR, Jeremy	g	4-10	1-4	2-4	1	6	7	1	11	4	3	0	2	37
30	MURRAY JR., Lamond	g	8-14	2-4	5-6	1	5	6	0	23	1	2	1	1	34
12	GEHRING, Nate		0-0	0-0	0-0	0	0	0	2	0	0	2	0	0	2
21	HELLUMS, Knox		0-2	0-2	0-0	0	0	0	1	0	0	0	0	0	19
23	ALLEN, Jonathan		0-0	0-0	0-0	0	0	0	2	0	0	1	1	0	1
24	LeCESNE, Craig		4-6	1-1	0-0	1	1	2	5	9	2	0	2	1	24
34	HEMPY, Kevin		0-0	0-0	0-0	0	0	0	0	0	0	0	0	0	1
Team						0	2	2							
Totals			25-54	6-15	12-20	5	22	27	18	68	17	11	5	5	200

FG % 1st Half: 14-28 50.0% 2nd half: 11-26 42.3% Game: 25-54 46.3%
 3FG % 1st Half: 4-7 57.1% 2nd half: 2-8 25.0% Game: 6-15 40.0%
 FT % 1st Half: 4-6 66.7% 2nd half: 8-14 57.1% Game: 12-20 60.0%

Deadball
Rebounds
0

Officials: Gregory Nixon, LaDonte King, Coban Lopez
 Technical fouls: San Diego-None. Pepperdine-None.
 Attendance: 1007

Score by periods	1st	2nd	Total
San Diego	37	39	76
Pepperdine	36	32	68