

# BYU BASKETBALL

Kyle Chilton, BYU Athletic Communications | O: 801-422-4909 | C: 801-372-2080 | kyle\_chilton@byu.edu | 30 Smith Fieldhouse | Provo, UT | 84602

## BYU 2016-17 SCHEDULE

O29	Sat	Seattle Pacific (Exh)	BYUtv W, 102-82
N9	Fri	BYU-Hawaii (Exh)	BYUtv W, 110-63
N14	Mon	Princeton\$	ESPN2 W, 82-73
N17	Thu	Coppin State#	BYUtv W, 96-59
N19	Sat	Coastal Carolina#	BYUtv W, 81-65
N21	Mon	vs. Saint Louis#	YouTube W, 92-62
N23	Wed	vs. Valparaiso#	ESPN2 L, 89-92
N26	Sat	Utah Valley	TheW.tv L, 101-114
N30	Wed	vs. Utah State ^	BYUtv W, 77-63
D3	Sat	vs. USC+	ESPNU L, 84-91
D7	Wed	Weber State	BYUtv W, 77-66
D10	Sat	Colorado	ESPN2 W, 79-71
D17	Sat	vs. Illinois@	B10 Network L, 73-75
D20	Tue	Idaho State	BYUtv W, 84-58
D22	Thu	CSU Bakersfield	BYUtv W, 81-71
D29	Thu	Santa Clara*	BYUtv W, 89-59
D31	Sat	at Loyola Marymount*	ROOT RM W, 81-76
J5	Thu	at Saint Mary's*	ESPNU L, 68-81
J7	Sat	Pacific*	BYUtv W, 91-62
J12	Thu	San Francisco*	BYUtv 7 p.m.
J14	Sat	at San Diego*	ROOT RM 7 p.m.
J19	Thu	Pepperdine*	BYUtv 7 p.m.
J21	Sat	at Pacific*	CSN BA/ROOT NW 3 p.m.
J26	Thu	at Santa Clara*	ESPNU 8 p.m.
J28	Sat	Loyola Marymount*	BYUtv 7 p.m.
F2	Thu	Gonzaga*	ESPN2 9 p.m.
F4	Sat	Portland*	BYUtv 7 p.m.
F9	Thu	at Pepperdine*	ESPNU 8 p.m.
F11	Sat	at San Francisco*	CSN CA/ROOT NW 8 p.m.
F16	Thu	San Diego*	ESPNU 9 p.m.
F18	Sat	Saint Mary's*	ESPN2 8 p.m.
F23	Thu	at Portland*	ROOT RM 7 p.m.
F25	Sat	at Gonzaga*	ESPN Networks TBA
M2-7		WCC Championships	ESPN Networks/BYUtv TBA

\$ ESPN Tip-Off Marathon  
 # Men Who Speak Up Main Event  
 ^ at Vivint Smart Home Arena  
 + Basketball Hall of Fame's 2016 HoopHall LA  
 @ State Farm Chicago Legends  
 \* WCC Game  
 All times local to site

## SOCIAL MEDIA



Website: www.BYUcougars.com  
 Facebook: /BYUbasketball | /BYUcougars  
 Twitter: @BYUbasketball | @BYUcougars  
 Instagram: BYUcougars  
 Hashtags: #BYUhoops #GoCougs  
 \*\*Follow @BYUgamenotes on Twitter for in-game Cougar achievements, milestones and notes.\*\*



## SAN FRANCISCO (11-6, 1-3 WCC) DONS

Head Coach ..... Kyle Smith  
 Alma Mater ..... Hamilton, 1992  
 Career Record ..... 112-88 (7th)  
 Record at San Francisco ..... 11-6 (1st)

## GAME INFORMATION

TV ..... BYUtv  
 TV Talent ..... Dave McCann (play-by-play)  
 ..... Blaine Fowler (analyst)  
 ..... Spencer Linton (courtside)  
 Live Video ..... BYUtv.org  
 Radio ..... Cougar IMG Sports Network  
 ..... KSL 102.7 FM/1160 AM, BYU Radio - Sirius XM 143  
 Radio Talent ..... Greg Wrubell (play-by-play)  
 ..... Mark Durrant (analyst)  
 Live Stats ..... BYUcougars.com

## SERIES INFORMATION

Series Record ..... BYU leads 15-6  
 Last Meeting ..... BYU won 114-89, 2/11/16  
 H/A/N ..... 7-1/5-4/3-1



## BYU (12-5, 3-1 WCC) COUGARS

Head Coach ..... Dave Rose  
 Alma Mater ..... Houston, 1983  
 Career Record ..... 295-104 (12th)  
 Record at BYU ..... Same

## BYU STORYLINES

- BYU hosts San Francisco for its second-straight home game. Last season, the Cougars swept the Dons in a pair of high scoring contests. BYU won 102-92 at home and 114-89 on the road. Nick Emery tied the BYU single game record with 10 3-point field goals and set the Cougar freshman single-game scoring record on the road with 37 points.
- Elijah Bryant has returned from his knee injury with a bang, averaging 14.0 points on 47.4 percent shooting from the field, 50.0 percent shooting from 3 and 85.7 percent shooting from the free-throw line. Bryant had his best game as a Cougar against Pacific shooting 5 of 7 from the field, 2 of 3 from 3 and 5 of 6 from the free-throw line for 17 points.

## BYU'S PROJECTED STARTING LINEUP (BASED ON STARTERS FROM PREVIOUS GAME)



### #5 | L.J. Rose

Guard  
 6-3 | 200 | Sr.  
 Houston, Texas  
 Houston

GP/GS	MPG	Pts	Reb	Ast	Stl	FG%	3PT%	FT%
17/17	27.2	6.1	5.2	5.2	0.8	.345	.317	.861

**Last Game:** Had 3 points, 4 rebounds and 3 assists vs. Pacific  
**Notes:** Has a 3.07 to 1 assist to turnover ratio ... has posted 5-plus assists 10 times this season ... has posted 9 assists twice ... scored a season-best 18 points vs. Utah State ... has posted 8-plus rebounds four times ... transfer from Houston



### #4 | Nick Emery

Guard  
 6-2 | 185 | So.  
 Alpine, Utah  
 Lone Peak HS

GP/GS	MPG	Pts	Reb	Ast	Stl	FG%	3PT%	FT%
17/17	31.6	15.1	3.4	2.8	2.1	.416	.375	.857

**Last Game:** Had 12 points, 1 rebound, 1 assist and 1 steal vs. Pacific  
**Notes:** Has hit a 3 in all 17 games this season and 26-straight games overall ... has scored in double figures 12 times ... named to preseason All-WCC Team ... a watch list member for the Jerry West Award ... All-WCC Second Team, All-WCC Freshman Team in 2015-16



### #30 | TJ Haws

Guard  
 6-4 | 170 | Fr.  
 Alpine, Utah  
 Lone Peak HS

GP/GS	MPG	Pts	Reb	Ast	Stl	FG%	3PT%	FT%
17/17	30.9	13.1	3.4	3.4	1.2	.432	.402	.820

**Last Game:** Scored 15 points, grabbed a career-best 7 rebounds and had 3 assists vs. Pacific  
**Notes:** Has hit at least one 3 in 14 of 17 games ... has scored in double figures 12 times ... second on the team in 3-point field goals and steals ... is the 4th BYU freshman to score 20-plus points in his Cougar debut



### #23 | Yoeli Childs

Forward  
 6-8 | 225 | Fr.  
 South Jordan, Utah  
 Bingham HS

GP/GS	MPG	Pts	Reb	Ast	Blk	FG%	3PT%	FT%
17/11	23.8	8.7	8.1	1.1	1.6	.592	.000	.571

**Last Game:** Had 14 points, 8 rebounds, 2 assists, 3 steals and 1 block vs. Pacific  
**Notes:** Made his first career start against Utah State and has started 11-straight games ... has scored in double figures in 6 of the last 9 games ... has shot 50 percent or better in 14 of 17 games ... has at least 1 block in 15 of 17 games ... has 3 double-doubles



### #12 | Eric Mika

Forward  
 6-10 | 230 | So.  
 Alpine, Utah  
 Lone Peak HS

GP/GS	MPG	Pts	Reb	Ast	Blk	FG%	3PT%	FT%
17/17	25.9	20.5	9.1	1.6	1.7	.546	.000	.767

**Last Game:** Had 17 points, 10 rebounds, 3 assists and 1 block vs. Pacific  
**Notes:** Has scored in double figures every game this season ... has 9 double-doubles and 8 20-point games ... 2-time WCC Player of the Week (12/12/16, 11/21/16) ... a watch list member for the Kareem Abdul-Jabbar Center of the Year Award ... named to preseason All-WCC Team

## OFF THE BYU BENCH


No.	Name	Pos.	Ht.	Wt.	Yr.	Pts.	Reb.	Hometown (Previous School)	Notes
2	Zach Frampton	G	6-3	185	Fr.	0.0	1.0	Highland, Utah (Lone Peak HS)	Out with an injured hand
3	Elijah Bryant	G	6-5	210	So.	8.6	3.1	Gwinnett, Georgia (Elon)	Shot 5 of 7 from the field for 17 points vs. Pacific, a personal best at BYU
10	Steven Beo	G	6-3	180	Fr.	2.6	1.1	Richland, Washington (Richland HS)	Had 6 points, 2 rebounds and 2 assists vs. Pacific
13	Colby Leifson	G	6-4	190	Fr.	1.7	0.4	Suwanee, Georgia (North Gwinnett HS)	Hit a pair of 3s for 6 points vs. Pacific, tying career highs in both categories
15	Payton Dastrup	F	6-10	250	Fr.	1.5	1.8	Mesa, Arizona (Mountain View HS)	Grabbed 4 boards and set a career high with 2 blocks vs. Pacific
21	Kyle Davis	F	6-8	225	Sr.	8.8	4.0	Draper, Utah (Utah State)	Out for the season with a right knee injury
24	Davin Guinn	F	6-5	190	Jr.	2.4	1.7	Murrieta, California (UC Riverside)	Had 2 points, 6 rebounds and 2 steals vs. Utah State
31	Braiden Shaw	F	6-9	210	So.	2.0	2.2	Eagle, Idaho (Eagle HS)	Had 4 boards and tied career highs with 1 block and 2 steals vs. Pacific
40	Jamal Aytes	F	6-6	235	Jr.	3.3	1.5	San Diego, California (UNLV)	Has missed the last two games due to illness
44	Corbin Kaufusi	C	6-10	260	Jr.	0.0	0.0	Provo, Utah (Timpview HS)	Pulled down two boards vs. Pacific

\*Stats from previous school ^ Sitting out due to NCAA transfer rules

#BYUhoops

**Career Highlights**

- 295-104 overall record (second all-time at BYU in wins) for a BYU record .739 winning percentage
- 10th among active coaches in the NCAA in career winning percentage
- Reached 200 career victories in his 259th game as a head coach, 15th fastest in NCAA history
- With 283 victories through 11 seasons is tied for fifth all-time for best career starts by wins in NCAA history
- With 257 victories through 10 seasons is sixth all-time for best career starts by wins in NCAA history
- With 232 victories through nine seasons is fifth all-time for best career starts by wins in NCAA history
- With 209 victories through first eight seasons is fourth all-time for best career starts by wins in NCAA history
- With 185 victories through first seven seasons is fourth all-time for best career starts by wins in NCAA history
- With 159 victories through first six seasons is tied for third all-time for best career starts by wins in NCAA history
- With 127 victories through five seasons is sixth all-time for best career starts by wins in NCAA history
- Streak of 11-consecutive 20-win seasons is tied for 12th all-time in NCAA history and tied for the seventh longest current streak
- Four Mountain West Conference regular season titles, a BYU record
- Three-time MWC Coach of the Year (2006, 2007, 2011)
- Two-time USBWA District VIII Coach of the Year (2006, 2011)
- Naismith Coach of the Year Finalist in 2011
- Honorable Mention for National Coach of the Year by Scout.com (2006)
- Eight trips to the NCAA tournament (a BYU record), including six-consecutive trips from 2007 to 2012 (a BYU record) and back-to-back appearances in 2014 and 2015
- Six-consecutive 25-win seasons (2006-11) and 11-consecutive 20-win seasons, both BYU records
- Holds top two spots for wins in a season in BYU history with 32 in 2010-11 and 30 in 2009-10
- Only BYU coach to win at least 20 games in each of his first 11 seasons
- Took BYU to the Sweet 16 in 2011 for the first time since 1981
- Coached Jimmer Fredette, the 2011 Consensus National Player of the Year
- Has coached five conference players of the year (Keena Young, Lee Cummar, Jimmer Fredette, Tyler Haws, Kyle Collinsworth)
- Inducted into the Dixie State Athletics Hall of Fame on Sept. 14, 2013



**Coaching Experience**

- BYU Head Coach (2005-present)
- BYU Associate Head Coach (2000-2005)
- BYU Assistant Coach (1997-2000)
- Dixie State Head Coach (1990-1997)
- Dixie State Assistant Coach (1987-1990)
- Assistant coach at Pine View High School (1986-87)
- Head coach at Millard High School (1983-86)

**Service**

- A member of the National Coaches vs. Cancer Council
- Assisting with the Hope Lodge, a facility to be constructed in Salt Lake City to house families of cancer patients
- NABC Game Pillar Award for Service in 2008
- 63rd recipient of the Dale Rex Memorial Award
- Honorary Chair of the Children with Cancer Christmas Foundation
- Was the first coach in the state of Utah to participate in the American Cancer Society's nationwide Coaches vs. Cancer campaign
- Lobbied before Congress for more funding for cancer research in September 2010

**Education**

- Houston (1983, B.A.)

**Playing Career**

- Played baseball and basketball at Dixie State College
- Played for Houston from 1980-83 (played in 1980-81 and 82-83, redshirted in 1981-82)
- Co-captain on the famous "Phi Slama Jama" team that featured Hakeem (then Akeem) Olajuwon and Clyde Drexler
- Helped Houston achieve a No. 1 ranking and reach the national championship game in 1983

**Mission**

- Manchester England (1977-79)

**Personal/Family**

- Wife: Cheryl
- Children: Daughter Chanell and husband Brock Reichner, son Garrett and wife Brooke, daughter Taylor
- Dave and Cheryl Rose have eight grandchildren

**ROSE'S BYU COACHING LEDGER**

Season	Overall	Pct.	Home	Pct.	Away	Pct.	Neutral	Pct.	Conf.	Pct.	Tourney	NCAA/NIT
05-06	20-9	.690	14-1	.933	5-7	.417	1-1	.500	12-4	.750	0-1	0-1 NIT
06-07	25-9	.735	17-0	1.000	6-7	.462	2-2	.500	13-3	.813	2-1	0-1 NCAA
07-08	27-8	.771	16-0	1.000	8-5	.615	3-3	.500	14-2	.875	2-1	0-1 NCAA
08-09	25-8	.758	14-2	.875	9-3	.750	2-3	.400	12-4	.750	1-1	0-1 NCAA
09-10	30-6	.833	15-1	.938	10-4	.714	5-1	.833	13-3	.813	1-1	1-1 NCAA
10-11	32-5	.865	13-1	.929	10-1	.909	9-3	.750	14-2	.875	2-1	2-1 NCAA
11-12	26-9	.743	13-3	.813	8-3	.727	5-3	.625	12-4	.750	1-1	1-1 NCAA
12-13	24-12	.667	15-3	.833	7-5	.583	2-4	.333	10-6	.625	0-1	3-1 NIT
13-14	23-12	.657	14-1	.933	5-8	.385	4-3	.571	13-5	.722	2-1	0-1 NCAA
14-15	25-10	.714	13-3	.813	8-3	.727	4-4	.500	13-5	.722	2-1	0-1 NCAA
15-16	26-11	.703	16-2	.889	6-6	.500	4-3	.571	13-5	.722	2-1	3-1 NIT
16-17	12-5	.706	9-1	.900	1-1	.500	2-3	.400	3-1	.750	—	—
<b>Totals</b>	<b>295-104</b>	<b>.739</b>	<b>169-18</b>	<b>.904</b>	<b>83-53</b>	<b>.610</b>	<b>43-33</b>	<b>.566</b>	<b>142-44</b>	<b>.763</b>	<b>14-11</b>	<b>10-11</b>

**CURRENT MOST CONSECUTIVE DIVISION I 20-WIN SEASONS**

Coach, School	Years	No.
Mike Krzyzewski, Duke	1997-2016	20
Bill Self, Tulsa, Illinois, Kansas	1999-2016	18
Mark Few, Gonzaga	2000-2016	17
Thad Matta, Butler, Xavier, Ohio State	2001-2016	16
Rick Pitino, Louisville	2003-2016	14
Roy Williams, North Carolina	2005-2016	12
Dave Rose, BYU	2006-2016	11
Keith Dambrot, Akron	2006-2016	11
Steve Fisher, San Diego State	2006-2016	11

**BEST CAREER STARTS BY WINS, 11 SEASONS**

Coach, School	Date	W	L	Pct.
Roy Williams, Kansas	1989-99	305	72	.809
Thad Matta, Butler, Xavier, OSU	2001-11	292	88	.768
Mark Few, Gonzaga	2000-10	291	73	.799
Jamie Dixon, Pittsburgh	2004-14	288	96	.750
Dave Rose, BYU	2006-16	283	99	.741
Sean Miller, Xavier, Arizona	2005-15	283	99	.741
Everett Case, NC State	1947-57	280	71	.798
Denny Crum, Louisville	1972-82	263	74	.780
Jim Boeheim, Syracuse	1977-87	261	84	.757
Nolan Richardson, Tulsa, Arkansas	1981-91	260	92	.739

**ROSE'S MILESTONE VICTORIES**

Win	Date	Opponent	Score	Record
25	12/06/06	San Jose State	81-69	25-11 (.694)
50	11/23/07	vs. No. 6 Louisville	78-76	50-18 (.735)
75	11/20/08	North Florida	74-41	75-26 (.743)
100	11/20/09	at Hawaii	83-65	100-34 (.746)
125	03/06/10	at TCU	107-77	125-38 (.767)
150	02/09/11	at Air Force	90-52	150-42 (.781)
175	01/16/12	at San Diego	82-63	175-49 (.781)
200	01/19/13	San Diego	74-57	200-59 (.772)
225	02/06/14	Santa Clara	89-76	225-75 (.750)
250	02/07/15	at Loyola Marymount	87-68	250-86 (.744)
275	02/11/16	at San Francisco	114-89	275-96 (.741)

**BYU VS. SAN FRANCISCO**

Overall Series Record: BYU leads 15-6  
 BYU Record in Provo: 7-1  
 BYU Record at San Francisco: 5-4  
 BYU Record at Neutral Sites: 3-1  
 BYU Record Under Dave Rose: 11-1

**Last 10 games vs. San Francisco**

2-16-12	at San Francisco	85-84	W
1-5-13	at San Francisco	80-76	W
2-9-13	San Francisco	87-99	L
1-16-14	at San Francisco	83-76	W
2-8-14	San Francisco	68-63	W
3-10-14	vs. San Francisco* (OT)	79-77	W
1-3-15	at San Francisco	99-68	W
1-29-15	San Francisco	78-74	W
1-9-16	San Francisco	102-92	W
2-11-16	at San Francisco	114-89	W

\*WCC Tournament

**San Francisco's projected starting lineup**

No.	Name	Ht.	Pos.	Ppg	Rpg
14	Charles Minlend	6-4	G	10.6	2.0
25	Jordan Ratinho	6-5	G	8.8	1.9
10	Matt McCarthy	6-9	F	7.5	5.6
15	Nate Renfro	6-7	F	6.4	4.9
45	Mladen Djordjevic	6-3	G	3.8	2.2

**San Francisco's last game**

L, 52-63 vs. Saint Mary's, 1/7/17

BYU	CATEGORY	USF
12-5, 3-1	W-L	11-6, 1-3
7-3	Last 10	5-5
4-1	Last 5	1-4
83.8	PPG	75.9
72.8	Opp PPG	70.3
+11.0	Margin	+5.6
.464	FG%	.473
.398	FG% Def	.429
.356	3FG%	.384
6.9	3FG/Game	9.6
.303	Opp 3FG%	.351
.737	FT%	.644
44.0	RPG	35.5
37.4	Opp RPG	34.2
+6.6	Margin	+1.2
17.4	Assist/Game	13.4
13.4	TO/Game	12.2
12.2	Opp TO/Game	12.8
-1.2	Margin	+0.6
6.8	Steals/Game	6.6
4.6	Blocks/Game	2.4

**BY THE NUMBERS**

**4**

TJ Haws scored 20 points in the season opener against Princeton to become the fourth freshman in team history to score 20-plus in his BYU debut. The other Cougars to achieve the mark are Mike Rose (26 points), Shaw Bradley (23) and Russell Larson (21).

**6**

The number of BYU players who were ranked in the top 100 of their respective recruiting classes, including: Yoeli Childs (53rd in 2016), Payton Dastrup (98th in 2014), Nick Emery (45th in 2013), TJ Haws (67th in 2014), Eric Mika (28th in 2013) and L.J. Rose (63rd in 2012).

**7**

BYU's season high in blocks, set in consecutive home games against Idaho State and CSU Bakersfield and matched again vs. Pacific.

**9**

The number of double-doubles for Eric Mika. His most recent double-double came vs. Pacific, when he posted 17 points and 10 rebounds.

**9**

The number of offensive rebounds secured by Eric Mika against Princeton, tying the BYU single-game record. The record was previously set by four other Cougars with Ron Selleaze being the most recent at Colorado State on Feb. 12, 1998.

**11**

The number of consecutive seasons BYU has won at least 20 games. BYU has also reached the postseason in 11-straight seasons. Both streaks are program records.

**13**

BYU's 13 steals against Idaho State were a 2016-17 season high and the second-straight game the Cougars had double figure steals (BYU had 11 vs. Illinois).

**15**

The number of rebounds secured by Yoeli Childs against Coastal Carolina, tied for fifth most by a BYU freshman. He also tied the BYU record for most defensive rebounds by a freshman with 12.

**18**

BYU trailed by as many as 18 points (41-23) at Loyola Marymount before coming back to win 81-76. It was the largest deficit overcome by the Cougars to win since defeating Iona in the 2012 NCAA Tournament after trailing by 25 points. Last season BYU overcame deficits of 15 (at LMU), 13 (at Gonzaga and at San Diego), 12 (Creighton) and 11 (Belmont) in victories.

**23**

BYU's offensive rebound total against Utah State, tied for the third highest single game total in team history. Yoeli Childs and Braiden Shaw led the way with four apiece.

**26**

The number of consecutive games, dating back to last season, that Nick Emery has hit a 3-pointer. His streak is tied is tied for the second-longest streak in BYU history with Chase Fischer, who hit a 3 in 26-straight games last season.

**139**


The number of career 3s by Nick Emery, including a BYU freshman record 97 in 2015-16 and 42 so far this season. He is currently 11th all-time in career 3s at BYU. He is also second in career 3-point field goals per game at 2.6.

**295**

Dave Rose (2005 to present) is second all-time in BYU basketball history with 295 career victories, behind only the great Stan Watts, who coached the Cougars to 371 wins from 1949 to 1972 and was inducted into the Naismith Memorial Basketball Hall of Fame in 1986.

**THE BASKETBALL HALL OF FAME: HOOPHALL AWARDS**

BYU has two players named to preseason watch lists for awards presented by The Basketball Hall of Fame. Nick Emery is a candidate for the Jerry West Award – presented to the nation's top shooting guard – and Eric Mika is a candidate for the Kareem Abdul-Jabbar Award – presented to the nation's top center.



**LAST TIME OUT – BALANCED ATTACK LEADS BYU PAST PACIFIC, 91-62**

PROVO, Utah – With five players scoring in double digits for the first time this season, BYU basketball roared past Pacific 91-62 in the Marriott Center on Saturday night.

BYU improves to 12-5 overall and 3-1 in West Coast Conference play. The Cougars outshot the Tigers (7-10, 1-3 WCC) 51 percent to 34 percent. The BYU bench had a big contribution in the win, scoring 30 points.

Sophomores Eric Mika and Elijah Bryant led the team in scoring with 17 points apiece, a career-high for Bryant. Mika earned his ninth double-double of the season with 10 rebounds. Freshman TJ Haws notched 15 points, including three treys, along with a career-high seven boards. Yoeli Childs had 15 points and eight rebounds in the winning effort, while Nick Emery chipped in 12 points.

BYU jumped out to an early 8-1 lead at the 17:36 mark after threes from Haws and Emery. The defense held Pacific without a field goal in the first three minutes of the game.

Bryant scored six points of a 10-2 run, including a 3-pointer, to push the Cougars to their first double-digit lead, 25-14, with 10:05 left in the half.

The offense kept rolling, going on an 8-2 run highlighted by Mika's four points and an assist to Steven Beo. That put BYU up 33-18 with 6:57 until the break.

With 3:30 on the clock, Bryant euro-stepped his way to a layup, extending the lead to 40-25. In the last two minutes before halftime, Childs and TJ Haws went a perfect 4 for 4 from the free throw line. Bryant's trey with 35 seconds left gave the Cougars a 47-29 lead at the break.

BYU came out strong in the second half, jumping to a 9-2 run in the first two minutes to push the lead to 56-33. During that run, a 3-pointer from L.J. Rose in the corner rolled in for the Cougars' first 20-point lead of the game.

Haws connected with Mika for back-to-back alley-oops to spark an 8-0 run for BYU, putting the home team up 64-35 with 14:53 to play.

After a couple of buckets from the Tigers, the Cougars scored seven unanswered points, led by four points from Childs. A 3-pointer from Emery in that run gave BYU a 32-point lead, 74-42, with 10:43 on the clock. It was the first time the Cougars went up by more than 30 in the game.

Two-straight 3-pointers from Colby Leifson and Haws extended the lead to 86-52 with 6:38 left. BYU was held scoreless for three minutes until Leifson drilled another three from the corner, making it 89-55. A jumper from Beo made the final score 91-60.



**QUICK FACTS**

**University Information**

Location: Provo, Utah 84602  
 Elevation: 4,553 feet  
 Enrollment: 33,360 (Daytime)  
 Founded: October 15, 1875  
 Owned: The Church of Jesus Christ of Latter-day Saints  
 Nickname: Cougars  
 Mascot: Cosmo  
 Colors: Blue and White  
 Arena (capacity): Marriott Center (18,987)  
 Conference: West Coast Conference  
 President: Kevin J Worthen (BYU, 1979)  
 Athletic Director: Tom Holmoe (BYU, 1983)  
 Athletic Website: BYUcougars.com  
 Tickets: (801) 422-BYU1 or (800) 322-BYU1

**2016-17 Preview**

Lettermen Returning/Lost: 7/7  
 Newcomers: 7  
 Returning Redshirts: 1  
 Starters Returning/Lost: 4/2  
 Returning Scoring: 42.7% (1,322 of 3,093 pts)  
 Returning Rebounding: 41.1% (623 of 1,514 reb)  
 Returning Assists: 25.2% (154 of 611 ast)  
 Returning Blocks: 60.5% (98 of 162)  
 Returning Minutes: 40.3% (2,980 of 7,400)

**2015-16 Review**

Overall Record: 26-11  
 H/A/N Record: 16-2/6-6/4-3  
 Conference Record/Finish: 13-5 (3rd)  
 2016 Postseason: (3-1 in the NIT)  
 Semifinals: Valparaiso – L, -94  
 2015 Final National Ranking: NR/NR

**BYU Coaching Staff**

Head Coach: Dave Rose  
 Alma Mater (year): Houston (1983)  
 Record at School (years): 294-104 (12th year)  
 Career Division I Record (years): same  
 Basketball Office Fax: (801) 422-5965  
 Associate Head Coach (Alma Mater, year)  
 Tim LaComb (Utah, 2006)  
 Assistant Head Coach (Alma Mater, year)  
 Terry Nashif (BYU, 2005)  
 Assistant Coach (Alma Mater, year)  
 Quincy Lewis (Wagner, 1993)  
 Dir. of Basketball Operations: Andrew May (BYU, 2010)

**BYU History**

First Year of Basketball: 1903  
 All-Time Record: 1775-1064 (.625)  
 Winning Seasons: 89 (last 2015-16)  
 Regular Season Conf. Championships: 29 (last 2010-11)  
 Postseason Appearances (record): 41 (33-42)  
 Total NCAA Appearances (record): 29 (15-32)  
 Last NCAA Appearance: 2015  
 First Round: L vs. No. 11 seed Ole Miss, 90-94  
 Total NIT Appearances (Record): 12 (18-10)  
 Last NIT Appearance: 2016  
 Result: Advanced to the semifinals

**Media Relations**

Men's Basketball Contact: Kyle Chilton  
 Cell Phone: 801-372-2080  
 Office Phone: 801-422-4909  
 Email: kyle\_chilton@byu.edu

**Media Information**

Radio Station: Cougar IMG Sports Network/KSL  
 102.7 FM and 1160 AM  
 Play-By-Play Announcer: Greg Wrubell  
 Beat Writers: Jeff Call, Deseret News  
 Darnell Dickson, Daily Herald  
 Jay Drew, Salt Lake Tribune

**2016-17 BYU STARTING LINEUPS**

Opponent	(1)	(2)	(3)	(4)	(5)
Princeton	L.J. Rose	Nick Emery	TJ Haws	Kyle Davis	Eric Mika
Coppin State	L.J. Rose	Nick Emery	TJ Haws	Kyle Davis	Eric Mika
Coastal Carolina	L.J. Rose	Nick Emery	TJ Haws	Kyle Davis	Eric Mika
vs. Saint Louis	L.J. Rose	Nick Emery	TJ Haws	Kyle Davis	Eric Mika
vs. Valparaiso	L.J. Rose	Nick Emery	TJ Haws	Kyle Davis	Eric Mika
Utah Valley	L.J. Rose	Nick Emery	TJ Haws	Kyle Davis	Eric Mika
vs. Utah State	L.J. Rose	Nick Emery	TJ Haws	Yoeli Childs	Eric Mika
vs. USC	L.J. Rose	Nick Emery	TJ Haws	Yoeli Childs	Eric Mika
Weber State	L.J. Rose	Nick Emery	TJ Haws	Yoeli Childs	Eric Mika
Colorado	L.J. Rose	Nick Emery	TJ Haws	Yoeli Childs	Eric Mika
vs. Illinois	L.J. Rose	Nick Emery	TJ Haws	Yoeli Childs	Eric Mika
Idaho State	L.J. Rose	Nick Emery	TJ Haws	Yoeli Childs	Eric Mika
CSU Bakersfield	L.J. Rose	Nick Emery	TJ Haws	Yoeli Childs	Eric Mika
Santa Clara	L.J. Rose	Nick Emery	TJ Haws	Yoeli Childs	Eric Mika
at Loyola Marymount	L.J. Rose	Nick Emery	TJ Haws	Yoeli Childs	Eric Mika
at Saint Mary's	L.J. Rose	Nick Emery	TJ Haws	Yoeli Childs	Eric Mika
Pacific	L.J. Rose	Nick Emery	TJ Haws	Yoeli Childs	Eric Mika
San Francisco					
at San Diego					
Pepperdine					
at Pacific					
at Santa Clara					
Loyola Marymount					
Gonzaga					
Portland					
at Pepperdine					
at San Francisco					
San Diego					
Saint Mary's					
at Portland					
at Gonzaga					
Won-Loss Records	(1)	(2)	(3)	(4)	(5)
4-2	L.J. Rose	Nick Emery	TJ Haws	Kyle Davis	Eric Mika
8-3	L.J. Rose	Nick Emery	TJ Haws	Yoeli Childs	Eric Mika

**GAMES PLAYED (RECORD)**

	2016-17	Career
Corbin Kaufusi	4 (3-1)	74 (52-22)
Nick Emery	17 (12-5)	53 (37-16)
Eric Mika	17 (12-5)	50 (33-17)
Kyle Davis	10 (6-4)	47 (31-16)
Jamal Aytes	15 (11-4)	37 (28-9)
Braiden Shaw	15 (10-5)	34 (27-7)
Davin Guinn	17 (12-5)	26 (20-6)
Yoeli Childs	17 (12-5)	17 (12-5)
TJ Haws	17 (12-5)	17 (12-5)
L.J. Rose	17 (12-5)	17 (12-5)
Colby Leifson	14 (10-4)	14 (10-4)
Steven Beo	14 (10-4)	14 (10-4)
Payton Dastrup	12 (8-4)	12 (8-4)
Zach Frampton	7 (6-1)	7 (6-1)
Elijah Bryant	7 (5-2)	7 (5-2)

**GAMES STARTED (RECORD)**

	2016-17	Career
Nick Emery	17 (12-5)	49 (34-15)
Eric Mika	17 (12-5)	46 (29-17)
Kyle Davis	6 (4-2)	43 (30-13)
Corbin Kaufusi	—	36 (26-10)
TJ Haws	17 (12-5)	17 (12-5)
L.J. Rose	17 (12-5)	17 (12-5)
Yoeli Child	11 (8-3)	11 (8-3)

**STREAKS**

Streak	2016-17	Overall
Current won/loss streak	1 win	same
At home	6 wins	same
On the road	1 loss	same
On a neutral floor	2 losses	same
At home vs. Nonconference	4 wins	same
At home vs. WCC	2 wins	same
On the road vs. Nonconference	—	3 losses
On the road vs. WCC	1 loss	same
On a neutral floor vs. Nonconference	2 losses	same
On a neutral floor vs. WCC	—	1 loss
At regular season tournament	1 loss	same
At WCC Tournament	—	1 loss
NCAA Tournament	—	3 losses
At NIT	—	1 loss
Games with a 3-point make	17 games	101 games
Vs. In-state teams	2 wins	same
At home vs. in-state teams	1 win	same
On the road vs. in-state teams	—	1 loss
On a neutral floor vs. in-state teams	4 wins	same

**LEADS AND DEFICITS, BYU'S BIGGEST...**

Halftime lead	20 (47-27 vs. CSUB, 12/22/16)
Halftime lead lost in defeat	2 (46-44 vs. Valparaiso, 11/23/16)
Halftime deficit	13 (34-47 at LMU, 12/31/16)
Halftime deficit erased in victory	13 (34-47 at LMU, 12/31/16)
Overall lead	42 (96-54 vs. Coppin State, 11/17/16)
Margin of victory	37 (96-54 vs. Coppin State, 11/17/16)
Margin of defeat	13 (101-114 vs. Utah Valley, 11/26/16)
	13 (68-81 at Saint Mary's, 1/5/17)
Lead lost in defeat	12 (21-9 vs. Valparaiso, 11/23/16)
Overall deficit	18 (23-41 at LMU, 12/31/16)
Deficit overcome in victory	18 (23-41 at LMU, 12/31/16)

**Rose vs. the state**

BYU basketball coach Dave Rose has compiled a record of 36-10 vs. in-state opponents since taking over in 2005-06. He has the best winning percentage (.783) of any coach vs. in-state teams during that time and the most wins. This season, BYU fell 114-101 to Utah Valley at home on Nov. 26, defeated Utah State 77-63 at Vivint Smart Home Arena and won at home against Weber State 77-66.

Opponent	W	L	Opponent	W	L	Opponent	W	L
Utah	12	6	Weber State	12	0	Utah Valley	1	1
Utah State	8	3	Southern Utah	3	0			

**AWARDS CANDIDATES**

**Nick Emery**

- Has hit a 3-pointer in 26-straight games dating back to last season, tied for the second-longest streak in BYU history
- Tied his career-high with 37 points against Utah Valley
- Has hit five 3s three times this season
- Has scored in double figures 12 times this season
- Leads BYU with 40 3-point field goals
- Candidate for the Jerry West Award
- Preseason All-WCC
- All-WCC Second Team and All-WCC Freshman Team in 2015-16

**Eric Mika**

- Candidate for the Kareem Abdul-Jabbar Award
- Preseason All-WCC
- Scored a career-high 29 points vs. USC
- Scored 26 points and had a career-best 18 rebounds in BYU's opener against Princeton
- Tied the BYU single-game record with 9 offensive boards against Princeton
- Has nine double-doubles and eight 20-point games
- Has seven games with multiple blocks, include four blocks against Utah State and six games with 3-plus blocks
- Has shot 50.0 percent or better in 11 of 17 games
- Nov. 21 and Dec. 12 WCC Player of the Week
- Named to the WCC All-Freshman Team in 2013-14
- Received Silver Honors on the WCC Commissioner's Honor Roll

**NOTES AND STORYLINES**

**Dave Rose**

BYU head coach Dave Rose has led the Cougars to one of the most successful eras in program history since taking over in 2005. His career record of 295-104 ranks him second in BYU history in total victories and first in winning percentage (.739). Rose has been named conference coach of the year three times, led the Cougars to four conference titles, eight NCAA tournament appearances, three NIT appearances, eight 25-win seasons and 11 20-win seasons. In 2010, he led BYU to its first NCAA tournament victory in 17 years and the Cougars won at least one postseason game in the next three seasons.

**BYU and the Postseason**

Under Dave Rose, BYU has reached the postseason in 11-straight seasons, a school record. The previous record was six-straight seasons (1989-90 to 1994-95). During that time the Cougars have earned eight bids to the NCAA tournament and three to the NIT. The Cougars' eight NCAA tournament bids in the last 11 years are more than 217 NCAA Division I schools have since beginning their programs.

**Rose among the nation's best**

Dave Rose is 10th in career winning percentage among active NCAA Division I head coaches (as of 1/8/16).

Rk	Coach	Yrs.	W	L	Pct.	Rk	Coach	Yrs.	W	L	Pct.
1	Mark Few, Gonzaga	18	481	111	.8125	9	Rick Pitino, Louisville	32	758	265	.7410
2	Roy Williams, UNC	29	797	212	.7899	10	Dave Rose, BYU	12	295	104	.7393
3	John Calipari, Kentucky	25	633	187	.7720	11	Jamie Dixon, Pittsburgh	14	340	127	.7281
4	Mike Krzyzewski, Duke	42	1057	323	.7659	12	Bruce Pearl, Auburn	22	498	190	.7238
5	Bill Self, Kansas	24	606	189	.7623	13	Tim Cluess, Iona	11	248	95	.7230
6	Steve Prohm, Iowa State	11	137	45	.7527	14	Jim Boeheim, Syracuse	41	894	348	.7198
7	Thad Matta, Ohio State	17	432	145	.7487	15	Greg Marshall, Wichita State	19	438	171	.7192
8	Sean Miller, Arizona	13	323	110	.7460						

**Keeping up with the Cougars**

BYU basketball has consistently ranked among the top offensive teams in the country since 2009. Since 2009, BYU is the only team in the country to be ranked among the top-15 in scoring each year. During that span, the Cougars finished second (2009-10, 2014-15), third (2013-14), seventh (2010-11), 12th (2012-13) and 13th (2011-12). In 2015-16, BYU averaged 83.6 points per game, 9th in the country. The Cougars are averaging 83.8 points per game in 2016-17, 22nd in the nation.

**Missions**

Nine of BYU's players and four members of the coaching staff have served missions for The Church of Jesus Christ of Latter-day Saints. See the list below:

Players	Coaches
Payton Dastrup: Panama	Dave Rose: England
Kyle Davis: Detroit	Tim LaComb: Boston
Nick Emery: Germany	Andrew May: Washington, D.C.
Zach Frampton: Chile	Terry Nashif: Columbia, South Carolina
Davin Guinn: Mexico	
TJ Haws: France	
Corbin Kaufusi: South Korea	
Eric Mika: Italy	
Braiden Shaw: Sacramento, California	

**From the gridiron to the hardwood**

Junior forward Corbin Kaufusi is following in the footsteps of his brother Bronson this season as he is playing on the BYU football and basketball teams. Kaufusi played defensive end for Kalani Sitake in the fall and switched back to playing center for Dave Rose just in time for West Coast Conference play. He made his debut against Santa Clara, playing four minutes. In his football debut against Arizona, Kaufusi had four solo tackles and one sack. He finished the regular season with 13 games played, four stars, 31 tackles, 2.5 sacks, 2 blocked kicks and 1 pass breakup. In two years with the basketball team, Kaufusi has played in 74 games and made 36 starts.

**Record-breaking brothers**

Sophomore guard Nick Emery and freshman guard TJ Haws both have brothers who played for Dave Rose and set records during their BYU careers. Emery's brother Jackson played at BYU from 2005-06, 2008-11, and became BYU's record holder for steals in a season (101 in 2010-11) and career (249). Haws' older brother Tyler played from 2009-10, 12-15 and finished his career as BYU's all-time leading scorer with 2,720 career points.

**Together again**

Four members of the 2016-17 BYU basketball team – Nick Emery, TJ Haws, Eric Mika and Zach Frampton – and assistant coach Quincy Lewis are being reunited in 2016-17. Prior to coming to BYU, Lewis was the head coach at Lone Peak High School and in 2012-13, he had Emery, Haws, Mika and Frampton on his team. That season the Knights finished 26-1, won the Utah 5A state title and the MaxPreps.com National Championship. Emery, Haws and Mika were all named first-team all-state while Emery was named Mr. Basketball by the Deseret News and the Utah Gatorade Player of the Year.

**CAREER RECORDS**

**3-Point Field Goals Made**

Rk Name, Years	3FG
1 Jimmer Fredette, 2007-11	296
2 Jonathan Tavernari, 2006-10	265
3 Jackson Emery, 2005-06, 08-11	230
4 Chase Fischer, 2014-16	215
5 Mark Bigelow, 1998-99, 01-04	213
6 Mike Rose, 2003-07	163
7 Tyler Haws, 09-10, 12-15	162
8 Matt Carlino, 2011-14	157
9 Lee Cumnard, 2005-09	153
10 Andy Toolson, 1984-85, 87-90	141
11 Nick Emery, 2015-17	139

**3-Point Field Goals Per Game**

Rk Name, Years	G	3FG	Avg
1 Chase Fischer, 2014-16	71	215	3.03
2 Nick Emery, 2015-17	53	139	2.62
3 Jimmer Fredette, 2007-11	139	296	2.13
4 Jonathan Tavernari, 2006-10	132	265	2.01
5 Nick Sanderson, 1991-93	65	129	1.98

**Steals Per Game**

Rk Name, Years	G	Stl	Avg
1 Jackson Emery, 2005-06, 08-11	133	249	1.87
2 Matt Carlino, 2011-15	96	161	1.68
3 Danny Ainge, 1977-81	118	195	1.65
4 Nick Emery, 2015-17	53	87	1.642
5 Kyle Collingsworth, 2010-11, 13-16	140	229	1.636
6 Terrell Lyday, 1999-01	66	99	1.50
7 Mike Hall, 2003-05	60	89	1.48
8 Marty Haws, 1986-90	123	182	1.48
9 Robbie Reid, 1993-95	64	94	1.47
10 Rafael Araujo, 2002-04	62	88	1.42

**3 Blocks Games**

Rk Name, Years	#
1 Greg Kite, 1979-83	35
2 Shawn Bradley, 1990-91	28
3 Noah Hartsock, 2008-12	24
4 Russell Larson, 1991-95	21
5 Alan Taylor, 1976-80	13
6 Alan Pollard, 1984-86	10
7 Jeff Chatman, 1984-88	10
8 Trent Plaisted, 2004-08	9
9 Jim Usevitch, 1982-84, 86-88	8
Lee Cumnard, 2005-09	8
Brandon Davies, 2009-13	8
12 Corbin Kaufusi, 2014-17	7
13 Eric Mika, 2013-14, 16-17	6

**5 3-Pointers Games**

Rk Name, Years	#
1 Chase Fischer, 2014-16	14
2 Jonathan Tavernari, 2006-10	13
Jimmer Fredette, 2007-11	13
4 Jackson Emery, 2005-06, 08-11	11
5 Nick Emery, 2015-17	7

**3 3-Pointers Games**

Rk Name, Years	#
1 Jimmer Fredette, 2007-11	47
2 Jonathan Tavernari, 2006-10	46
3 Chase Fischer, 2014-16	39
4 Jackson Emery, 2005-06, 08-11	34
Mark Bigelow, 1998-99, 01-04	34
6 Nick Emery, 2015-17	27

**Consecutive Games with a 3-Pointer**

Rk Name, Years	#
1 Jimmer Fredette, 12/8/10 to 3/24/11	28
2 Chase Fischer, 12/23/15 to 3/29/16	26
Nick Emery, 2/20/16 to present	26
4 Jonathan Tavernari, 11/29/08 to 2/24/09	22
Nick Emery, 11/20/15 to 2/4/16	22

**SINGLE GAME RECORDS**

**Offensive Rebounds**

Rk Name vs. Opponent, Date	OReb
1 Steve Schreiner (Sr.) vs. New Mexico, 01/12/1991	9
Jared Miller (Sr.) vs. New Mexico, 03/12/1993	9
Kenneth Roberts (So.) vs. Fresno State, 01/13/1994	9
Ron Sellaaze (Jr.) at Colorado State, 02/12/1998	9
Eric Mika (So.) vs. Princeton, 11/14/16	9

**Field Goals Made, No Misses**

Rk Name vs. Opponent, Date	OReb
1 Kresimir Cosic (So.) vs. Arizona, 02/26/1971	12
2 Jeff Chatman (So.) vs. Fordham, 12/07/1985	9
Jim Usevitch (Sr.) at Utah State, 12/01/1987	9
Trent Plaisted (Jr.) at Colorado State, 02/13/2008	9
5 Alan Taylor (Jr.) at Baylor, 12/01/1978	8
Brock Zylstra (Jr.) vs. San Francisco, 01/07/2012	8
Eric Mika (So.) vs. Utah Valley, 11/26/16	8

**FRESHMAN SEASON RECORDS**

**Scoring Average**

Rk Name, Year	G	Pts	Avg
1 Danny Ainge, 1977-78	30	632	21.1
2 Nick Emery, 2015-16	36	585	16.3
3 Mark Bigelow, 1998-99	28	419	15.0
4 Shawn Bradley, 1990-91	34	503	14.8
5 Fred Roberts, 1978-79	28	399	14.3
6 Trent Plaisted, 2005-06	29	394	13.6
7 Mekeli Wesley, 1997-98	30	406	13.5
8 Devin Durrant, 1978-79	28	370	13.2
9 TJ Haws, 2016-17	17	222	13.1
10 Matt Carlino, 2011-12	25	305	12.2

**Rebounds Per Game**

Rk Name, Year	G	Reb	Avg
1 Mark Handy, 1973-74	26	227	8.7
2 Yoeli Childs, 2016-17	17	137	8.1
3 Shawn Bradley, 1990-91	34	262	7.7
4 Trent Plaisted, 2005-06	29	199	6.9
5 Fred Roberts, 1978-79	28	191	6.8

**3-Point Field Goals**

Rk Name, Years	#
1 Nick Emery, 2015-16	97
2 Zac Seljaas, 2015-16	68
3 Mark Bigelow, 1998-99	44
4 Jimmer Fredette, 2007-08	43
5 Matt Carlino, 2011-12	41
6 Michael Vranes, 1998-99	40
7 Robbie Reid, 1993-94	35
TJ Haws, 2016-17	35
9 Jonathan Tavernari, 2006-07	29
10 Mike Rose, 2003-04	28

**3-Point Field Goal Percentage**

Rk Name, Year	3FG	3FGA	Pct
1 Zac Seljaas, 2015-16	68	136	.500
2 Ryan Cuff, 1992-93	20	42	.476
3 Mike Rose, 2003-04	28	61	.459
4 Michael Vranes, 1998-99	40	96	.417
5 TJ Haws, 2016-17	35	87	.402
6 Todd Christensen, 1995-96	23	59	.390
7 Mark Bigelow, 1998-99	44	113	.389
8 Nick Emery, 2015-16	97	253	.383
9 Jonathan Tavernari, 2006-07	29	78	.372
10 Tyler Haws, 2009-10	25	68	.368

**Blocks**

Rk Name, Year	G	Blk	Avg
1 Shawn Bradley, 1990-91	34	177	5.2
2 Russell Larson, 1991-92	32	41	1.3
3 Corbin Kaufusi, 2014-15	34	34	1.0
4 Alan Pollard, 1984-85	29	30	1.0
5 Chris Miles, 2004-05	28	30	1.1
6 Trent Plaisted, 2005-06	29	27	0.9
Yoeli Childs, 2016-17	17	27	1.6
8 Eric Mika, 2013-14	33	24	0.7
9 Fred Roberts, 1978-79	28	23	0.8
10 Mekeli Wesley, 1997-98	30	21	0.7

**Blocks Per Game**

Rk Name, Year	G	Blk	Avg
1 Shawn Bradley, 1990-91	34	177	5.2
2 Yoeli Childs, 2016-17	17	27	1.6
3 Russell Larson, 1991-92	32	41	1.3
4 Chris Miles, 2004-05	28	30	1.1
5 Alan Pollard, 1984-85	29	30	1.03

**3-Blocks Games**

Rk Name, Years	#
1 Shawn Bradley, 1990-91	28
2 Russell Larson, 1991-92	8
3 Alan Pollard, 1984-85	5
4 Chris Miles, 2004-05	4
Yoeli Childs, 2016-17	4
6 Corbin Kaufusi, 2014-15	3
7 Greg Kite, 1979-80	2
Mekeli Wesley, 1997-98	2
Trent Plaisted, 2005-06	2
James Anderson, 2008-09	2

**3-Steals Games**

Rk Name, Years	#
1 Danny Ainge, 1977-78	11
2 Anson Winder, 2011-12	7
Nick Emery, 2015-16	7
4 Matt Carlino, 2011-12	6
5 Steve Craig, 1975-76	5
Kyle Collingsworth, 2010-11	5
7 Mark Bigelow, 1998-99	4
TJ Haws, 2016-17	4

**3 3-Pointers Games**

Rk Name, Years	#
1 Nick Emery, 2015-16	20
2 Zac Seljaas, 2015-16	10
3 Matt Carlino, 2011-12	7
TJ Haws, 2016-17	7
5 Robbie Reid, 1993-94	5
Mark Bigelow, 1998-99	5
Mike Rose, 2003-04	5
Jimmer Fredette, 2007-08	5

**FRESHMAN GAME RECORDS**

**Rebounds**

Rk Name vs. Opponent, Date	Reb
1 Trent Plaisted at TCU, 02/25/2006	18
2 Mark Handy vs. Army, 12/28/1973	17
3 Shawn Bradley vs. Arizona State, 12/12/1990	16
Trent Plaisted vs. TCU, 01/25/2006	16
5 Mark Handy at Denver, 12/13/1973	15
Kyle Collingsworth vs. Florida, 03/24/2011	15
Yoeli Childs vs. Coppin State, 11/17/2016	15

**Defensive Rebounds**

Rk Name vs. Opponent, Date	Reb
1 Shawn Bradley vs. East Tennessee State, 11/14/1990	12
Trent Plaisted at TCU, 02/25/2006	12
Kyle Collingsworth vs. Florida, 03/24/2011	12
Yoeli Childs vs. Coppin State, 11/17/2016	12
5 Kenneth Roberts vs. Utah State, 11/24/1990	11
Shawn Bradley vs. Arizona State, 12/12/1990	11
Mark Bigelow vs. Denver, 12/01/1998	11
Mark Bigelow vs. Cal State Northridge, 12/12/1998	11
Trent Plaisted at Houston, 03/15/2006	11

**BYU BASKETBALL**

**BYU'S RECORD WHEN/MISCELLANEOUS STATS**

BYU'S RECORD WHEN ...					
Venue	16-17	H	A	N	Under Rose
Overall	12-5	9-1	1-1	2-3	295-104
Home	9-1	—	—	—	169-18
Away	1-1	—	—	—	83-53
Neutral	2-3	—	—	—	43-33
Lead at the half/end of game...	16-17	H	A	N	Under Rose
BYU leads at the half	11-1	9-0	0-0	2-1	243-29
Opponent leads at the half	1-4	0-1	1-1	0-2	43-69
Score tied at the half	0-0	0-0	0-0	0-0	9-6
BYU leads w/5 min left	11-0	9-0	0-0	2-0	277-9
Opponent leads w/5 min left	1-5	0-1	1-1	0-3	15-93
Score tied w/5 min left	0-0	0-0	0-0	0-0	3-2
BYU leads w/1 min left	11-0	9-0	0-0	2-0	288-2
Opponent leads w/1 min left	0-5	0-1	0-1	0-3	3-96
Score tied w/1 min left	1-0	0-0	1-0	0-0	4-6
Game goes into overtime	0-0	0-0	0-0	0-0	8-8
BYU scores...	16-17	H	A	N	Under Rose
100-plus points	0-1	0-1	0-0	0-0	16-2
90-99 points	3-0	2-0	0-0	1-0	60-3
80-89 points	6-2	5-0	1-0	0-2	100-18
70-79 points	3-1	2-0	0-0	1-1	93-32
60-69 points	0-1	0-0	0-1	0-0	22-43
60 or less points	0-0	0-0	0-0	0-0	4-6
Opponent scores...	16-17	H	A	N	Under Rose
100-plus points	0-1	0-1	0-0	0-0	2-4
90-99 points	0-2	0-0	0-0	0-2	4-13
80-89 points	0-1	0-0	0-1	0-0	21-38
70-79 points	4-1	3-0	1-0	0-1	68-40
60-69 points	5-0	3-0	0-0	2-0	121-9
50-59 points	3-0	3-0	0-0	0-0	58-0
50 or less points	0-0	0-0	0-0	0-0	21-0
BYU double figure scorers	16-17	H	A	N	Under Rose
One player in double figures	0-0	0-0	0-0	0-0	1-4
Two players in double figures	1-1	1-0	0-1	0-0	33-22
Three players in double figures	4-2	3-1	0-0	1-1	99-49
Four players in double figures	6-2	4-0	1-0	1-2	105-24
Five players in double figures	1-0	1-0	0-0	0-0	44-5
Six players in double figures	0-0	0-0	0-0	0-0	12-0
Seven players in double figures	0-0	0-0	0-0	0-0	1-0
Shooting, rebounding and TOs	16-17	H	A	N	Under Rose
BYU shoots 50% or better	6-0	5-0	0-0	1-0	132-10
Opponent shoots 50% or better	0-2	0-1	0-1	0-0	16-35
BYU outshoots opponent	10-0	9-0	0-0	1-0	238-19
Opponent outshoots BYU	2-5	0-1	1-1	1-3	56-83
Teams shoot equal FG%	0-0	0-0	0-0	0-0	1-2
BYU outrebounds opponent	10-1	8-0	0-0	2-1	226-29
Opponent outrebounds BYU	1-4	0-1	1-1	0-2	55-68
BYU, opponent tie in rebounds	1-0	1-0	0-0	0-0	13-7
BYU has a positive TO margin	3-3	1-1	1-1	1-1	184-43
BYU has a negative TO margin	7-1	7-0	0-0	0-1	81-48
BYU, opponent tie in TOs	2-1	1-0	0-0	1-1	29-13
Wins, losses and rest	16-17	H	A	N	Under Rose
Coming off a win	7-4	5-0	1-1	1-3	210-84
Coming off a loss	5-1	4-1	0-0	1-0	85-20
Two-plus days between games	7-4	6-1	0-1	1-2	233-77
One day between games	5-1	3-0	1-0	1-1	49-13
Playing the next day	0-0	0-0	0-0	0-0	13-14
Days	16-17	H	A	N	Under Rose
Monday	2-0	1-0	0-0	1-0	9-4
Tuesday	1-0	1-0	0-0	0-0	39-10
Wednesday	1-1	0-0	0-0	1-1	55-16
Thursday	4-1	4-0	0-1	0-0	44-22
Friday	0-0	0-0	0-0	0-0	29-7
Saturday	4-3	3-1	1-0	0-2	119-45

BYU'S RECORD WHEN ...					
On television	16-17	H	A	N	Under Rose
All games on TV	11-4	9-0	1-1	1-3	257-97
On BYUtv	8-0	6-0	0-0	1-0	96-8
On ESPN	0-0	0-0	0-0	0-0	2-4
On ESPN2	2-1	2-0	0-0	0-1	16-21
On ESPN3	0-2	0-0	0-1	0-1	24-10
On ESPNEWS	0-0	0-0	0-0	0-0	1-0
On SSN/ROOT Sports	1-0	0-0	1-0	0-0	9-7
On truTV	0-0	0-0	0-0	0-0	1-4
On CBS	0-0	0-0	0-0	0-0	4-5
On Pac-12 Network	0-0	0-0	0-0	0-0	0-4
On Big Ten Network	0-1	0-0	0-0	0-1	0-2
Top 25	16-17	H	A	N	Under Rose
vs. a top 25 opponent	0-1	0-0	0-1	0-0	12-28
as a top 25 team	0-0	0-0	0-0	0-0	57-16
Months	16-17	H	A	N	Under Rose
November	5-2	3-1	0-0	2-1	58-16
December	6-2	5-0	1-0	0-2	68-25
January	1-1	1-0	0-1	0-0	69-25
February	0-0	0-0	0-0	0-0	63-15
March	0-0	0-0	0-0	0-0	37-22
April	0-0	0-0	0-0	0-0	0-1
Margin of victory/defeat	16-17	H	A	N	Under Rose
1-4 points	0-2	0-0	0-0	0-2	31-29
5-9 points	3-1	2-0	1-0	0-1	51-30
10-15 points	3-2	2-1	0-1	1-0	77-27
16-19 points	1-0	1-0	0-0	0-0	33-13
20-29 points	1-0	1-0	0-0	0-0	56-5
30-39 points	3-0	2-0	0-0	1-0	30-0
40-49 points	0-0	0-0	0-0	0-0	9-0
50+ points	0-0	0-0	0-0	0-0	6-0
BYU points per possession	16-17	H	A	N	Under Rose
> 1.4	0-0	0-0	0-0	0-0	6-0
1.3-1.399	0-0	0-0	0-0	0-0	23-0
1.2-1.299	2-0	2-0	0-0	0-0	74-0
1.1-1.199	3-1	1-0	1-1	1-0	79-12
1.0-1.099	7-4	6-1	0-0	1-3	86-42
0.9-0.999	0-0	0-0	0-0	0-0	24-33
0.8-0.899	0-0	0-0	0-0	0-0	3-16
< 0.8	0-0	0-0	0-0	0-0	0-1
Opp points per possession	16-17	H	A	N	Under Rose
> 1.4	0-0	0-0	0-0	0-0	0-0
1.3-1.399	0-1	0-0	0-1	0-0	0-3
1.2-1.299	0-0	0-0	0-0	0-0	3-18
1.1-1.199	0-3	0-1	0-0	0-2	13-43
1.0-1.099	1-1	0-0	1-0	0-1	64-33
0.9-0.999	4-0	4-0	0-0	0-0	94-6
0.8-0.899	4-0	3-0	0-0	1-0	65-1
< 0.8	3-0	2-0	0-0	1-0	56-0

DUNKS		
	2016-17	Career
Corbin Kaufusi	0	34
Eric Mika	19	42
Kyle Davis	3	16
Nick Emery	1	2
Yoeli Childs	20	20
Braiden Shaw	2	2
BYU	45	
Opponents	26	

LATE GAME FREE THROWS, 5:00-2:00		
Player	Season	Career
Eric Mika	19-26 (.731)	28-40 (.700)
Corbin Kaufusi	0-0 (.000)	7-16 (.438)
Braiden Shaw	0-2 (.000)	2-6 (.333)
Kyle Davis	2-2 (1.000)	9-14 (.643)
Nick Emery	6-6 (1.000)	17-19 (.895)
Davin Guinn	2-2 (1.000)	5-8 (.625)
TJ Haws	5-6 (.833)	5-6 (.833)
Yoeli Childs	0-2 (.000)	0-2 (.000)
Steven Beo	0-1 (.000)	0-1 (.000)
Totals	34-47 (.723)	
Under Rose	736-1012 (.727)	

LATE GAME FREE THROWS, 2:00-0:00		
Player	Season	Career
Eric Mika	4-6 (.667)	6-9 (.667)
Corbin Kaufusi	0-1 (.000)	3-6 (.500)
Braiden Shaw	0-2 (.000)	1-5 (.200)
Nick Emery	8-9 (.889)	29-33 (.879)
Kyle Davis	2-4 (.500)	7-11 (.636)
Jamal Aytes	0-0 (.000)	3-4 (.750)
Davin Guinn	1-2 (.500)	3-4 (.750)
L.J. Rose	10-12 (.833)	10-12 (.833)
Elijah Bryant	1-2 (.500)	1-2 (.500)
TJ Haws	4-6 (.667)	4-6 (.667)
Yoeli Childs	2-4 (.500)	2-4 (.500)
Steven Beo	1-4 (.250)	1-4 (.250)
Totals	33-52 (.635)	
Under Rose	967-1296 (.746)	

2016-17 SCORING BY HALF (BYU-OPPONENT)

Opponent	1st half	Margin	FG %	2nd half	Margin	FG %	OT	Margin	FG %	Final	Margin	FG %
Princeton	44-35	+9	46.4-36.1	38-38	0	34.4-38.9	--	--	--	82-73	+9	40.0-37.5
Coppin State	48-32	+16	48.5-30.2	48-27	+21	56.3-21.1	--	--	--	96-59	+37	52.3-25.9
Coastal Carolina	40-25	+15	45.7-26.3	41-40	+1	50.0-42.1	--	--	--	81-65	+16	47.8-34.2
vs. Saint Louis	40-33	+7	46.4-33.3	52-29	+23	54.1-36.7	--	--	--	92-62	+30	50.8-34.8
vs. Valparaiso	46-44	+2	42.9-45.5	43-48	-5	44.0-41.9	--	--	--	89-92	-3	43.3-43.8
Utah Valley	52-54	-2	52.8-52.9	49-60	-11	42.9-52.9	--	--	--	101-114	-13	47.4-52.9
vs. Utah State	37-31	+6	38.6-43.8	40-32	+8	29.6-38.7	--	--	--	77-63	+14	35.2-41.3
vs. USC	32-39	-7	36.1-38.5	52-52	0	51.5-55.6	--	--	--	84-91	-7	43.5-45.5
Weber State	37-28	+9	48.4-39.3	40-38	+2	46.4-46.4	--	--	--	77-66	+11	47.5-42.9
Colorado	40-38	+2	48.5-45.5	39-33	+6	40.0-31.0	--	--	--	79-71	+8	44.8-38.7
vs. Illinois	37-43	-6	43.3-52.9	36-32	+4	41.9-40.0	--	--	--	73-75	-2	42.6-46.9
Idaho State	39-31	+8	40.6-35.7	45-27	+18	65.4-32.4	--	--	--	84-58	+26	51.7-33.9
CSU Bakersfield	47-27	+20	58.6-27.0	34-44	+10	45.0-47.6	--	--	--	81-71	+10	53.1-38.0
Santa Clara	44-26	+18	53.3-28.1	45-33	+12	53.3-32.4	--	--	--	89-59	+30	53.3-30.4
at Loyola Marymount	34-47	-13	35.5-54.8	47-29	+18	50.0-41.9	--	--	--	81-76	+5	42.6-48.4
at Saint Mary's	36-44	-8	48.3-64.3	32-37	-5	40.6-46.4	--	--	--	68-81	-13	44.3-55.4
Pacific	47-29	+18	43.3-32.4	44-33	+11	58.1-36.1	--	--	--	91-62	+29	50.8-34.3
San Francisco												
at San Diego												
Pepperdine												
at Pacific												
at Santa Clara												
Loyola Marymount												
Gonzaga												
Portland												
at Pepperdine												
at San Francisco												
San Diego												
Saint Mary's												
at Portland												
at Gonzaga												
Totals	41.2-35.6	+5.5	45.5-39.7	42.6-37.2	+5.5	47.4-39.8	--	--	--	83.8-72.8	+11.0	46.4-39.8

\* Superlatives in bold

2016-17 Offensive Trends (BYU-Opponent)

Opponent	Points/Point	Points Off TO	2nd Chance Points	Fastbreak Points	Bench Points	Big Run	Big Lead
Princeton	32 30	13 8	22 12	4 0	10 30	10-0/5-0	11/5
Coppin State	46 24	16 15	15 7	17 4	45 29	12-0/5-0	42/--
Coastal Carolina	40 32	8 13	5 13	6 2	23 27	6-0/8-0	24/--
vs. Saint Louis	58 32	18 17	15 15	4 2	27 15	16-0/10-0	30/--
vs. Valparaiso	26 34	11 22	12 13	4 6	32 6	8-0/7-0	12/8
Utah Valley	58 36	22 19	16 10	11 12	18 35	9-0/15-0	5/16
vs. Utah State	36 32	15 14	20 10	7 3	14 15	8-0/9-0	14/5
vs. USC	48 42	12 19	15 12	6 12	14 20	12-0/10-0	10/16
Weber State	44 28	20 15	17 10	4 8	15 11	7-0/10-0	13/1
Colorado	28 24	10 19	14 9	0 4	8 16	8-0/10-0	10/3
vs. Illinois	42 36	14 21	7 16	14 4	9 28	11-0/8-0	1/16
Idaho State	34 14	16 9	11 5	6 4	17 14	11-0/6-0	28/--
CSU Bakersfield	28 34	9 17	8 10	13 12	9 32	10-0/7-0	23/--
Santa Clara	34 20	11 7	11 9	2 3	30 21	10-0/4-0	35/--
at Loyola Marymount	26 40	15 11	14 12	0 3	5 33	11-0/10-0	5/18
at Saint Mary's	38 42	7 4	11 10	2 4	16 7	5-0/13-0	3/15
Pacific	34 34	7 7	12 12	4 4	30 25	8-0/5-0	34/--
San Francisco							
at San Diego							
Pepperdine							
at Pacific							
at Santa Clara							
Loyola Marymount							
Gonzaga							
Portland							
at Pepperdine							
at San Francisco							
San Diego							
Saint Mary's							
at Portland							
at Gonzaga							
Totals	652 534	238 258	232 201	118 91	331 392		
Times Led, Record (W/L/T)	9-3/2-2/1-0	8-2/3-3/1-0	8-3/2-2/2-0	7-1/4-4/1-0	6-2/6-3/0-0		
Under Rose (W/L/T)	194-39/83-63/18-2	232-41/54-57/9-6	184-49/90-50/21-5	212-54/51-35/32-15	169-38/119-62/7-3		

\* Superlatives in bold





2016-17 WCC Standings (as of 1/8/17)

	Overall	Pct	WCC	Pct
Saint Mary's	14-1	.933	4-0	1.000
Gonzaga	15-0	1.000	3-0	1.000
BYU	12-5	.706	3-1	.750
Portland	9-6	.600	2-1	.667
Santa Clara	8-9	.471	2-2	.500
San Francisco	11-6	.647	1-3	.250
Loyola Marymount	8-7	.533	1-3	.250
San Diego	8-8	.500	1-3	.250
Pacific	7-10	.412	1-3	.250
Pepperdine	5-11	.312	1-3	.250

2016-17 WCC Players of the Week

Nov. 14	Jock Landale, Saint Mary's
Nov. 21	Eric Mika, BYU
Nov. 28	Nigel Williams-Goss, Gonzaga
Dec. 5	Brett Bailey, San Diego
Dec. 12	Eric Mika, BYU
Dec. 19	Gabe Taylor, Portland
Dec. 26	Jared Brownridge, Santa Clara
Jan. 2	Alec Wintering, Portland
Jan. 9	Nigel Williams-Goss, Gonzaga

2016-17 Preseason All-WCC Team

Player	School	Yr.	Pos.
Jared Brownridge	Santa Clara	Sr.	G
Nick Emery	BYU	So.	G
Przemek Karnowski	Gonzaga	Sr.	C
Eric Mika	BYU	So.	C
Lamond Murray Jr.	Pepperdine	Sr.	G/F
Emmett Naar	Saint Mary's	Jr.	G
Josh Perkins	Gonzaga	So.	G
Dane Pineau	Saint Mary's	Sr.	F
Joe Rahon	Saint Mary's	Sr.	G
Alec Wintering	Portland	Sr.	G

2016-17 WCC Preseason Poll

Team (First Place Votes)	Points
1. Gonzaga (7)	79
2. Saint Mary's (3)	75
3. BYU	65
4. Pepperdine	53
5. Santa Clara	49
6. Loyola Marymount	34
7. Pacific	29
8. Portland	28
9. San Francisco	27
10. San Diego	11

TEAM	All	Conf
WCC Stats (as of 1/8/17)		
Scoring Offense	2	2
Scoring Defense	8	6
Scoring Margin	3	2
FT Percentage	5	5
FG Percentage	4	3
FG Percentage Defense	2	2
3FG Percentage	8	1
3FG Percentage Defense	2	1
3-Point FG Made/Game	7	3
Rebounding Offense	1	2
Rebounding Defense	10	10
Rebounding Margin	2	4
Blocked Shots	1	3
Assists	2	T2
Steals	3	6
Turnover Margin	7	4
Assist/Turnover Ratio	5	1
Offensive Rebounds	4	T4
Defensive Rebounds	1	1
Defensive Reb Pct	3	7
Offensive Reb Pct	5	6
NCAA Stats (as of 1/8/17)	Rank	Actual
Won-Lost Percentage	67	70.6
Scoring Offense	22	83.8
Scoring Defense	202	72.7
Scoring Margin	49	11.1
Field-Goal Percentage	96	46.4
Field-Goal Pct Defense	45	39.8
3-Point Field Goals/Game	222	6.9
3-Point Field-Goal Pct	157	35.6
3-Point FG Defense	36	30.3
Free-Throw Percentage	64	73.7
Rebound Margin	32	6.6
Assists Per Game	26	17.4
Assist Turnover Ratio	53	1.3
Blocked Shots Per Game	65	4.6
Steals Per Game	128	6.8
Turnovers Per Game	164	13.4
Turnover Margin	250	-1.2
Personal Fouls Per Game	167	18.9
Offensive Rebounds Per Game	185	10.65
Defensive Rebounds Per Game	2	33.35
Total Rebounds Per Game	4	44.0

INDIVIDUAL	Top BYU player - All	Rank	Top BYU player - Conf	Rank
WCC (as of 1/8/17)				
Scoring	Eric Mika	2	Eric Mika	2
Rebounding	Eric Mika	2	Eric Mika	2
FG Percentage	Yoeli Childs	5	—	—
Assists	L.J. Rose	6	L.J. Rose	T8
FT Percentage	Nick Emery	T3	TJ Haws	T11
Steals	Nick Emery	1	Nick Emery	2
3FG Percentage	—	—	Steve Beo, TJ Haws	T9
3FG Made/Game	Nick Emery	6	TJ Haws	5
Blocked Shots	Eric Mika	3	Yoeli Childs	T5
Assist/TO Ratio	L.J. Rose	3	L.J. Rose	1
Offensive Rebounds	Eric Mika	1	Eric Mika	1
Defensive Rebounds	Yoeli Childs	2	Eric Mika	5
Minutes Played	—	—	—	—
NCAA Stats (as of 1/8/17)	BYU Player	Rank	Actual	
Points Per Game	Eric Mika	34	20.5	
Field-Goal Percentage	Eric Mika	56	54.6	
Rebounds Per Game	Eric Mika Yoeli Childs	53 97	9.1 8.1	
Assists Per Game	L.J. Rose	50	5.2	
Blocked Shots Per Game	Eric Mika Yoeli Childs	74 85	1.65 1.59	
Steals Per Game	Nick Emery	39	2.06	
Assist Turnover Ratio	L.J. Rose	28	3.07	
Double-Doubles	Eric Mika Yoeli Childs	9 129	9 3	
Free Throws Made	Eric Mika	3	112	
Free Throw Attempts	Eric Mika	2	146	
Offensive Rebounds Per Game	Eric Mika	43	3.24	
Defensive Rebounds Per Game	Yoeli Childs	46	6.41	

No.	Name	Pos.	Ht.	Wt.	Yr.	Hometown (Previous School)
2	Zach Frampton	G	6-3	185	Fr.	Highland, Utah (Lone Peak HS)
3	Elijah Bryant	G	6-5	210	So.	Gwinnett, Georgia (Elon)
4	Nick Emery	G	6-2	185	So.	Alpine, Utah (Lone Peak HS)
5	L.J. Rose	G	6-3	200	Sr.	Houston, Texas (Houston)
10	Steven Beo	G	6-3	180	Fr.	Richland, Washington (Richland HS)
12	Eric Mika	F	6-10	230	So.	Alpine, Utah (Lone Peak HS)
13	Colby Leifson	G	6-4	190	Fr.	Suwanee, Georgia (North Gwinnett HS)
15	Payton Dastrup	F	6-10	250	Fr.	Mesa, Arizona (Mountain View HS)
21	Kyle Davis	F	6-8	225	Sr.	Draper, Utah (Utah State)
23	Yoeli Childs	F	6-8	225	Fr.	South Jordan, Utah (Bingham HS)
24	Davin Guinn	G	6-5	190	Jr.	Murrieta, California (UC Riverside)
30	TJ Haws	G	6-4	170	Fr.	Alpine, Utah (Lone Peak HS)
31	Braiden Shaw	F	6-9	210	So.	Eagle, Idaho (Eagle HS)
40	Jamal Aytes	F	6-6	235	Jr.	San Diego, California (UNLV)
44	Corbin Kaufusi	C	6-10	260	Jr.	Provo, Utah (Timpview HS)

Pronunciations	
JAMAL AYTES ATE-s or 8's	Erick Schork SH-ork
YOELI CHILDS YO-lee	TERRY NASHIF NASH-if
CORBIN KAUFUSI KAW-foo-see	ROBERT RAMOS RAY-mus
COLBY LEIFSON LAFE-son	
BRAIDEN SHAW BRAY-den	

Head Coach: Dave Rose, 12th year (Houston, 1983)  
 Associate Head Coach: Tim LaComb (Utah, 2006)  
 Assistant Head Coach: Terry Nashif (BYU, 2005)  
 Assistant Coach: Quincy Lewis (Wagner, 1993)  
 Director of Basketball Operations: Andrew May (BYU, 2010)  
 Coordinator of Player Development: Garrett Faucette (BYU, 2008)  
 Graduate Assistant: Lee Cummard (BYU, 2009)  
 Team Trainer: Robert Ramos (BYU, 1995)  
 Strength and Conditioning Coach: Erick Schork (Springfield, 1995)

2016-17 SEASON AND CAREER HIGHS					
#	Player		Points	Rebounds	Assists
2	Zach Frampton	Season	—	4 vs. Coppin State	1 vs. Saint Louis
		Career	Same	Same	Same
3	Elijah Bryant	Season	17 vs. Pacific	7 vs. Coppin State	3 (3x) last vs. Pacific
		Career	Same	Same	Same
4	Nick Emery	Season	37 vs. Utah Valley	8 vs. Princeton	6 vs. Weber State
		Career	37 at San Francisco (2015-16)	9 vs. San Diego (2015-16)	7 vs. MVSU (2015-16)
5	L.J. Rose	Season	18 vs. Utah State	12 vs. Saint Louis	9 (2x) last vs. Illinois
		Career	Same	Same	Same
10	Steven Beo	Season	12 vs. Santa Clara	4 vs. Colorado	3 vs. Santa Clara
		Career	Same	Same	Same
12	Eric Mika	Season	29 vs. USC	18 vs. Princeton	6 vs. Colorado
		Career	Same	Same	Same
13	Colby Leifson	Season	6 vs. Illinois	3 vs. Coppin State	1 (3x) last vs. Illinois
		Career	Same	Same	Same
15	Payton Dastrup	Season	9 vs. Coppin State	4 vs. Saint Louis	1 (4x) last vs. Pacific
		Career	Same	Same	Same
21	Kyle Davis	Season	22 vs. Saint Louis	6 (3x) last vs. Utah Valley	2 (3x) last vs. Valparaiso
		Career	23 vs. Harvard (2015-16)	20 vs. Utah Valley (2015-16)	4 (2x) last vs. Central Michigan (2015-16)
23	Yoeli Childs	Season	19 vs. CSU Bakersfield	15 vs. Coppin State	3 (2x) at LMU
		Career	Same	Same	Same
24	Davin Guinn	Season	11 vs. Valparaiso	6 vs. Utah State	1 (2x) last vs. Valparaiso
		Career	Same	3 vs. Portland (2015-16)	1 (3x) last vs. Valparaiso
30	TJ Haws	Season	20 (2x) last at LMU	7 vs. Pacific	7 vs. Utah Valley
		Career	Same	Same	Same
31	Braiden Shaw	Season	10 vs. Utah State	6 vs. Santa Clara	1 (2x) last vs. Idaho State
		Career	Same	3 (2x) last vs. Portland (2015-16)	1 (5x) last vs. Idaho State (2016-17)
40	Jamal Aytes	Season	12 vs. Saint Louis	5 vs. Saint Louis	2 vs. Weber State
		Career	11 vs. Adams State (2015-16)	6 vs. New Mexico (2015-16)	Same
44	Corbin Kaufusi	Season	—	2 vs. Pacific	—
		Career	17 at Long Beach State (2015-16)	10 (2x) last at San Francisco (2015-16)	2 vs. San Diego (2015-16)

GEOGRAPHIC BREAKDOWN	
Arizona	Payton Dastrup
California	Jamal Aytes Davin Guinn
Georgia	Elijah Bryant Colby Leifson
Idaho	Braiden Shaw
Texas	L.J. Rose
Utah	Yoeli Childs, Kyle Davis, Nick Emery, Zach Frampton, TJ Haws, Corbin Kaufusi, Eric Mika
Washington	Steven Beo

CLASS BREAKDOWN			
Seniors	Juniors	Sophomores	Freshmen
Kyle Davis L.J. Rose	Jamal Aytes Davin Guinn Corbin Kaufusi	Elijah Bryant Nick Emery Eric Mika Braiden Shaw	Colby Leifson Steven Beo Payton Dastrup Yoeli Childs Zach Frampton TJ Haws

#2 • ZACH FRAMPTON  
6-3 • 185 • FR • GUARD



HIGHLAND, UTAH  
LONE PEAK HS

2016-17 SEASON — PPG: 0.0 RPG: 1.0 APG: 0.1 BPG: 0.0 SPG: 0.0 FG%: .000 3FG%: .000 FT%: .000

**In 2016-17 • Sophomore**

- Out with a thumb injury
- Grabbed 4 rebounds in his BYU debut against Coppin State
- Had 1 rebound and 1 assist vs. Saint Louis

**Before BYU**

- Played for Quincy Lewis at Lone Peak High School
- As a senior in 2013-14 averaged 11.3 points, 6.8 rebounds, 3.3 assists and 2.5 steals per game while helping Lone Peak to a record of 23-3 overall and 11-1 in region play
- Scored a career-best 24 against Pleasant Grove in the 5A state title game to help Lone Peak capture its fourth-straight state title

**Personal**

- Parents are Alan and Debbie Frampton
- Has three brothers and one sister
- His father Alan played one season at BYU in 1989-90
- Served a mission for The Church of Jesus Christ of Latter-day Saints in Chile

**2016-17 SEASON HIGHS**

PTS	—
1st H	—
2nd H	—
REB	4 vs. Coppin State – 11/17/16
AST	1 vs. Saint Louis – 11/19/16
STL	—
BLK	—
FGM	—
FGA	1 (2x) last vs. Saint Louis – 11/19/16
3PM	—
3PA	—
FTM	—
FTA	—

**MISCELLANEOUS**

	16-17	Career
Double-Figure Points	—	—
20-plus Points	—	—
Double-Figure Reb	—	—
Double-Doubles	—	—
3-plus Steals	—	—
3-plus Blocks	—	—
3-plus 3-point FG	—	—
Scoring Leader	—	—
Rebound Leader	—	—
Assist Leader	—	—

**2016-17 GAME-BY-GAME**

Opponent	Date	GS	Min	FG	FGA	Pct	3FG	FGA	Pct	FT	FTA	Pct	Off	Def	TR	Avg	PF	FO	A	TO	Blk	Stl	Pts	Avg
Princeton	11/14/16																							
DNP																								
Coppin State	11/17/16		8	0	1	.000	0	0	.000	0	0	.000	0	4	4	4.0	2	0	0	0	0	0	0	0.0
Coastal Carolina	11/19/16		3	0	0	.000	0	0	.000	0	0	.000	0	1	1	2.5	0	0	0	0	0	0	0	0.0
vs. Saint Louis	11/21/16		3	0	1	.000	0	0	.000	0	0	.000	0	1	1	2.0	0	0	1	0	0	0	0	0.0
vs. Valparaiso	11/23/16																							
DNP																								
Utah Valley	11/26/16																							
DNP																								
vs. Utah State	11/30/16		0	0	0	.000	0	0	.000	0	0	.000	0	0	0	1.5	0	0	0	0	0	0	0	0.0
vs. USC	12/03/16		6	0	0	.000	0	0	.000	0	0	.000	0	1	1	1.4	1	0	0	0	0	0	0	0.0
Weber State	12/07/16		4	0	0	.000	0	0	.000	0	0	.000	0	0	0	1.2	2	0	0	0	0	0	0	0.0
Colorado	12/10/16		0	0	0	.000	0	0	.000	0	0	.000	0	0	0	1.0	0	0	0	0	0	0	0	0.0
vs. Illinois	12/17/16																							
DNP																								
Idaho State	12/20/16																							
DNP																								
CSU Bakersfield	12/22/16																							
DNP																								
Santa Clara	12/29/16																							
DNP																								
at Loyola Marymount	12/31/16																							
DNP																								
at Saint Mary's	01/05/17																							
DNP																								
Pacific	01/07/17																							
DNP																								
San Francisco	01/12/17																							
at San Diego	01/14/17																							
Pepperdine	01/19/17																							
at Pacific	01/21/17																							
at Santa Clara	01/26/17																							
Loyola Marymount	01/28/17																							
Gonzaga	02/02/17																							
Portland	02/04/17																							
at Pepperdine	02/09/17																							
at San Francisco	02/11/17																							
San Diego	02/16/17																							
Saint Mary's	02/18/17																							
at Portland	02/23/17																							
at Gonzaga	02/25/17																							
Totals			0	24	0	2	.000	0	0	.000	0	0	.000	0	7	7	1.0	5	0	1	0	0	0	0.0


**CAREER STATISTICS (ALL GAMES)**

Year	GP	GS	Min	Avg	FG	FGA	Pct	3FG	FGA	Pct	FT	FTA	Pct	Off	Def	TR	Avg	PF	FO	A	TO	Blk	Stl	Pts	Avg
2016-17	7	0	24	3.4	0	2	.000	0	0	.000	0	0	.000	0	7	7	1.0	5	0	1	0	0	0	0	0.0
TOTAL	7	0	24	3.4	0	2	.000	0	0	.000	0	0	.000	0	7	7	1.0	5	0	1	0	0	0	0	0.0

**CAREER STATISTICS (CONFERENCE GAMES)**

Year	GP	GS	Min	Avg	FG	FGA	Pct	3FG	FGA	Pct	FT	FTA	Pct	Off	Def	TR	Avg	PF	FO	A	TO	Blk	Stl	Pts	Avg
2016-17																									
TOTAL																									

#3 • ELIJAH BRYANT  
6-5 • 210 • SO • GUARD



GWINNETT, GEORGIA  
ELON

2016-17 SEASON — PPG: 8.6 RPG: 3.1 APG: 1.1 BPG: 0.1 SPG 0.6 FG%: .362 3FG%: .208 FT%: .875

**In 2016-17 • Sophomore**

- Shot 5 of 7 from the field, 2 of 3 from 3 and 5 of 6 from the free-throw line for 17 points vs. Pacific, a personal best at BYU
- Had 11 points and 2 rebounds at Saint Mary's, his first game since Nov. 23 vs. Valparaiso
- Totaled 9 points, 5 boards and 3 assists vs. Coastal Carolina
- Had 11 points, 7 rebounds, 3 assists and 2 steals vs. Coppin State
- Totaled 5 points, 6 rebounds, 1 assist and 1 steal vs. Princeton, his BYU debut

**Personal**

- Parents are Tyree and Israel Bryant

**In 2015-16 • Redshirt**

- Sat out due to NCAA transfer rules

**Before BYU**

- Averaged 14.2 points, 4.2 rebounds, 2.7 assists and 1.3 steals as a freshman at Elon
- Named the Colonial Athletic Conference Rookie of the Year and earned third-team All-CAA and CAA All-Rookie Team honors
- Named the CAA Rookie of the Week six times
- Registered a double-double with 15 points and 10 boards at William & Mary
- Scored a career-best 32 points at Drexel
- Totaled 25 points while hitting 6 3s and added 6 boards and 6 assists at home vs. William & Mary
- Prepped at New Hampton School in New Hampshire
- Averaged 13 points, 4 boards and 4 assists in 2013-14
- Led the Huskies to the NEPSAC AAA final

**2016-17 SEASON HIGHS**

PTS	17 vs. Pacific – 1/7/17
1st H	13 vs. Pacific – 1/7/17
2nd H	9 vs. Coastal Carolina – 11/19/16
REB	7 vs. Coppin State – 11/17/16
AST	3 (3x) last vs. Pacific – 1/7/17
STL	2 vs. Coppin State – 11/17/16
BLK	1 vs. Coastal Carolina – 11/19/16
FGM	5 vs. Pacific – 1/7/17
FGA	12 at Saint Mary's – 1/5/17
3PM	2 (2x) last vs. Pacific – 1/7/17
3PA	6 vs. Coastal Carolina – 11/19/16
FTM	5 (3x) last vs. Pacific – 1/7/17
FTA	6 (2x) last vs. Pacific – 1/7/17

**MISCELLANEOUS**

	16-17	Career
Double-Figure Points	3 (2-1)	3 (2-1)
20-plus Points	–	–
Double-Figure Reb	–	–
Double-Doubles	–	–
3-plus Steals	–	–
3-plus Blocks	–	–
3-plus 3-point FG	–	–
Scoring Leader	1 (1-0)	1 (1-0)
Rebound Leader	–	–
Assist Leader	1 (1-0)	1 (1-0)

**2016-17 GAME-BY-GAME**

Opponent	Date	GS	Min	FG	FGA	Pct	3FG	FGA	Pct	FT	FTA	Pct	Off	Def	TR	Avg	PF	FO	A	TO	Blk	Stl	Pts	Avg
Princeton	11/14/16		15	1	6	.167	0	2	.000	3	4	.750	2	4	6	6.0	2	0	1	1	0	1	5	5.0
Coppin State	11/17/16		21	3	7	.429	0	3	.000	5	5	1.000	0	7	7	6.5	1	0	3	3	0	2	11	8.0
Coastal Carolina	11/19/16		20	3	9	.333	1	6	.167	2	2	1.000	0	5	5	6.0	2	0	3	1	1	0	9	8.3
vs. Saint Louis	11/21/16		6	0	2	.000	0	2	.000	0	0	.000	0	0	0	4.5	0	0	0	0	0	0	0	6.3
vs. Valparaiso	11/23/16		15	1	4	.250	0	3	.000	5	6	.833	0	1	1	3.8	3	0	1	3	0	1	7	6.4
Utah Valley	11/26/16																							
vs. Utah State	11/30/16																							
vs. USC	12/03/16																							
Weber State	12/07/16																							
Colorado	12/10/16																							
vs. Illinois	12/17/16																							
Idaho State	12/20/16																							
CSU Bakersfield	12/22/16																							
Santa Clara	12/29/16																							
at Loyola Marymount	12/31/16																							
at Saint Mary's	01/05/17		19	4	12	.333	2	5	.400	1	1	1.000	0	2	2	3.5	4	0	0	1	0	0	11	7.2
Pacific	01/07/17		20	5	7	.714	2	3	.667	5	6	.833	0	1	1	3.1	0	0	3	2	0	0	17	8.6
San Francisco	01/12/17																							
at San Diego	01/14/17																							
Pepperdine	01/19/17																							
at Pacific	01/21/17																							
at Santa Clara	01/26/17																							
Loyola Marymount	01/28/17																							
Gonzaga	02/02/17																							
Portland	02/04/17																							
at Pepperdine	02/09/17																							
at San Francisco	02/11/17																							
San Diego	02/16/17																							
Saint Mary's	02/18/17																							
at Portland	02/23/17																							
at Gonzaga	02/25/17																							
Totals			0	116	17	.362	5	24	.208	21	24	.875	2	20	22	3.1	12	0	11	11	1	4	60	8.6

**CAREER STATISTICS (ALL GAMES)**

Year	GP	GS	Min	Avg	FG	FGA	Pct	3FG	FGA	Pct	FT	FTA	Pct	Off	Def	TR	Avg	PF	FO	A	TO	Blk	Stl	Pts	Avg
2016-17	7	0	116	16.6	17	47	.362	5	24	.208	21	24	.875	2	20	22	3.1	12	0	11	11	1	4	60	8.6
TOTAL	7	0	116	16.6	17	47	.362	5	24	.208	21	24	.875	2	20	22	3.1	12	0	11	11	1	4	60	8.6

**CAREER STATISTICS (CONFERENCE GAMES)**

Year	GP	GS	Min	Avg	FG	FGA	Pct	3FG	FGA	Pct	FT	FTA	Pct	Off	Def	TR	Avg	PF	FO	A	TO	Blk	Stl	Pts	Avg
2016-17	2	0	39	19.5	9	19	.474	4	8	.500	6	7	.857	0	3	3	1.5	4	0	3	3	0	0	28	14.0
TOTAL	2	0	39	19.5	9	19	.474	4	8	.500	6	7	.857	0	3	3	1.5	4	0	3	3	0	0	28	14.0

#4 • NICK EMERY  
6-2 • 185 • SO • GUARD



ALPINE, UTAH  
LONE PEAK HS

2016-17 SEASON — PPG: 15.1 RPG: 3.4 APG: 2.8 BPG 0.3 SPG 2.1 FG%: .416 3FG%: .375 FT%: .857

2016-17 • Sophomore

- Has made a 3-point field goal in 26-straight games dating back to 2015-16 – tied for the second-longest streak in BYU history
- Had 20 points, hit 5 3-pointers and added 2 assists and 1 steal at LMU
- Scored 23 points on 5 of 7 shooting from 3 and added 5 rebounds, 1 block and 1 steal vs. CSU Bakersfield
- Scored a game-high 22 points and added 4 rebounds, 2 assists and 3 steals vs. Colorado
- Tied his career high with 37 points vs. Utah Valley ... added 4 assists and 2 steals
- Scored 15 points and added 8 rebounds, 4 assists and 3 steals vs. Princeton
- A candidate for the Jerry West Award
- Named to the All-WCC Preseason Team
- A team captain

- Tied the BYU single-game record for 3-point field goals with 10 at San Francisco
- Finished the 2015-16 season 4th all-time in 3-pointers in a single season at BYU, 3rd in games with 3-plus 3-pointers
- Set the BYU freshman records for points in a single game, 3-pointers in a single game, games scoring in double figures, 3-point field goals and 3-point field goals per game

Before BYU

- A four-year starter for Quincy Lewis at Lone Peak High School
- As a senior, helped lead Lone Peak to 26-1 record, the 2012-13 MaxPreps.com National Title and the 5A Utah state title
- Averaged 17.9 points, 3.8 rebounds, 3.7 assists, 2.9 steals as a senior
- Named a third-team All-American by MaxPreps.com
- Named the 2012-13 Mr. Basketball by the Deseret News, the 5A MVP by the Salt Lake Tribune and the Utah Gatorade Player of the Year
- As a junior averaged 21.6 points, 3.4 threes, 4.0 rebounds, 2.3 assists and 2.4 steals and led Lone Peak to a 22-3 record, the 5A state title

Personal

- Wife's name is Sarah
- Parents are Derek and Patti Emery
- Has two brothers, Alex and Jackson, and one sister, Annie
- Brother Jackson played at BYU (2005-06, 08-11) and is the program's all-time steals leader
- Served a mission for The Church of Jesus Christ of Latter-day Saints in Germany

2016-17 SEASON HIGHS

PTS	37 vs. Utah Valley – 11/26/16
1st H	20 vs. Utah Valley – 11/26/16
2nd H	17 vs. Utah Valley – 11/26/16
REB	8 vs. Princeton – 11/14/16
AST	6 vs. Weber State – 12/7/16
STL	5 at Saint Mary's – 1/5/17
BLK	1 (5x) last vs. Santa Clara – 12/29/16
FGM	15 vs. Utah Valley – 11/26/16
FGA	28 vs. Utah Valley – 11/26/16
3PM	5 (3x) last at LMU – 12/31/16
3PA	12 vs. Utah Valley – 11/26/16
FTM	4 (2x) last vs. CSU Bakersfield – 12/22/16
FTA	5 (2x) last vs. Illinois – 12/17/16

CAREER HIGHS

PTS	37 (2x), last vs. Utah Valley – 11/26/16
1st H	20 (2x) last vs. Utah Valley – 11/26/16
2nd H	18 at Colorado – 12/12/15
REB	9 vs. San Diego – 02/20/16
AST	7 vs. MVSU – 11/25/15
STL	5 (2x) last at Saint Mary's – 1/5/17
BLK	2 vs. Valparaiso – 03/29/16
FGM	15 vs. Utah Valley – 11/26/16
FGA	28 vs. Utah Valley – 11/26/16
3PM	10 at San Francisco – 02/11/16
3PA	12 (2x) last vs. Utah Valley – 11/26/16
FTM	6 (3x) last at San Diego – 02/18/16
FTA	8 at San Diego – 02/18/16

MISCELLANEOUS

	16-17	Career
Double-Figure Points	12 (8-4)	44 (30-14)
20-plus Points	4 (3-1)	15 (12-3)
Double-Figure Reb	–	0 (0-0)
Double-Doubles	–	0 (0-0)
3-plus Steals	6 (3-3)	13 (7-6)
3-plus Blocks	–	0 (0-0)
3-plus 3-point FG	7 (3-4)	27 (16-11)
Scoring Leader	5 (3-2)	16 (12-4)
Rebound Leader	–	2 (2-0)
Assist Leader	2 (2-0)	6 (6-0)

2016-17 GAME-BY-GAME

Opponent	Date	GS	Min	FG	FGA	Pct	3FG	FGA	Pct	FT	FTA	Pct	Off	Def	TR	Avg	PF	FO	A	TO	Blk	Stl	Pts	Avg
Princeton	11/14/16	*	37	6	14	.429	1	7	.143	2	2	1.000	1	7	8	8.0	2	0	4	3	0	3	15	15.0
Coppin State	11/17/16	*	22	4	8	.500	2	6	.333	3	3	1.000	0	2	2	5.0	0	0	3	3	0	1	13	14.0
Coastal Carolina	11/19/16	*	23	6	12	.500	2	6	.333	0	0	.000	0	2	2	4.0	0	0	3	0	0	1	14	14.0
vs. Saint Louis	11/21/16	*	24	3	9	.333	1	3	.333	2	2	1.000	0	2	2	3.5	5	1	3	3	0	0	9	12.8
vs. Valparaiso	11/23/16	*	33	5	16	.313	4	8	.500	4	5	.800	1	3	4	3.6	4	0	3	2	1	3	18	13.8
Utah Valley	11/26/16	*	39	15	28	.536	5	12	.417	2	2	1.000	0	3	3	3.5	3	0	4	7	0	2	37	17.7
vs. Utah State	11/30/16	*	37	3	15	.200	2	6	.333	2	2	1.000	0	6	6	3.9	1	0	3	3	0	1	10	16.6
vs. USC	12/03/16	*	34	5	17	.294	3	11	.273	2	2	1.000	0	5	5	4.0	3	0	2	1	0	2	15	16.4
Weber State	12/07/16	*	35	2	9	.222	1	4	.250	2	2	1.000	0	2	2	3.8	3	0	6	1	0	2	7	15.3
Colorado	12/10/16	*	32	8	15	.533	3	8	.375	3	4	.750	0	4	4	3.8	3	0	2	2	0	3	22	16.0
vs. Illinois	12/17/16	*	36	5	15	.333	3	8	.375	3	5	.600	0	4	4	3.8	2	0	4	2	1	4	16	16.0
Idaho State	12/20/16	*	32	4	7	.571	1	3	.333	0	0	.000	0	2	2	3.7	1	0	3	3	1	3	9	15.4
CSU Bakersfield	12/22/16	*	36	7	12	.583	5	7	.714	4	4	1.000	0	5	5	3.8	3	0	1	2	1	1	23	16.0
Santa Clara	12/29/16	*	27	3	7	.429	1	3	.333	0	0	.000	0	4	4	3.8	1	0	2	0	1	2	7	15.4
at Loyola Marymount	12/31/16	*	34	6	12	.500	5	11	.455	3	4	.750	0	1	1	3.6	3	0	2	1	0	1	20	15.7
at Saint Mary's	01/05/17	*	32	3	8	.375	1	4	.250	2	3	.667	0	2	2	3.5	4	0	2	2	0	5	9	15.3
Pacific	01/07/17	*	25	4	10	.400	2	5	.400	2	2	1.000	0	1	1	3.4	4	0	1	2	0	1	12	15.1
San Francisco	01/12/17																							
at San Diego	01/14/17																							
Pepperdine	01/19/17																							
at Pacific	01/21/17																							
at Santa Clara	01/26/17																							
Loyola Marymount	01/28/17																							
Gonzaga	02/02/17																							
Portland	02/04/17																							
at Pepperdine	02/09/17																							
at San Francisco	02/11/17																							
San Diego	02/16/17																							
Saint Mary's	02/18/17																							
at Portland	02/23/17																							
at Gonzaga	02/25/17																							
Totals			17	538	89	.214	42	112	.375	36	42	.857	2	55	57	3.4	42	1	48	37	5	35	256	15.1

CAREER STATISTICS (ALL GAMES)

Year	GP	GS	Min	Avg	FG	FGA	Pct	3FG	FGA	Pct	FT	FTA	Pct	Off	Def	TR	Avg	PF	FO	A	TO	Blk	Stl	Pts	Avg
2015-16	36	32	1132	31.4	203	478	.425	97	253	.383	82	96	.854	18	108	126	3.5	100	6	91	53	4	52	585	16.3
2016-17	17	17	538	31.6	89	214	.416	42	112	.375	36	42	.857	2	55	57	3.4	42	1	48	37	5	35	256	15.1
TOTAL	53	49	1670	31.5	292	692	.422	139	365	.381	118	138	.855	20	163	183	3.5	142	7	139	90	9	87	841	15.9

CAREER STATISTICS (CONFERENCE GAMES)

Year	GP	GS	Min	Avg	FG	FGA	Pct	3FG	FGA	Pct	FT	FTA	Pct	Off	Def	TR	Avg	PF	FO	A	TO	Blk	Stl	Pts	Avg
2015-16	18	18	560	31.1	103	239	.431	49	126	.389	37	46	.804	8	49	57	3.2	49	2	43	22	1	25	292	16.2
2016-17	4	4	118	29.5	16	37	.432	9	23	.391	7	9	.778	0	8	8	2.0	12	0	7	5	1	9	48	12.0
TOTAL	22	22	678	30.8	119	276	.431	58	149	.389	44	55	.800	8	57	65	3.0	61	2	50	27	2	34	340	15.5



#5 • L.J. ROSE  
6-3 • 200 • SR • GUARD



HOUSTON, TEXAS  
HOUSTON

2016-17 SEASON HIGHS

PTS	18 vs. Utah State – 11/30/16
1st H	9 vs. Idaho State – 12/20/16
2nd H	16 vs. Utah State – 11/30/16
REB	12 vs. Saint Louis – 11/19/16
AST	9 (2x) last vs. Illinois – 12/17/16
STL	2 (2x) last vs. Idaho State – 12/20/16
BLK	1 vs. Coastal Carolina – 11/19/16
FGM	3 (3x) last vs. Idaho State – 12/20/16
FGA	8 vs. Colorado – 12/17/16
3PM	3 vs. Idaho State – 12/20/16
3PA	5 vs. Idaho State – 12/20/16
FTM	10 vs. Utah State – 11/30/16
FTA	11 vs. Utah State – 11/30/16

MISCELLANEOUS

	16-17	Career
Double-Figure Points	1 (1-0)	1 (1-0)
20-plus Points	–	–
Double-Figure Reb	–	–
Double-Doubles	–	–
3-plus Steals	–	–
3-plus Blocks	–	–
3-plus 3-point FG	1 (1-0)	1 (1-0)
Scoring Leader	–	–
Rebound Leader	4 (2-2)	4 (2-2)
Assist Leader	11 (8-3)	11 (8-3)

2016-17 SEASON — PPG: 6.1 RPG: 5.2 APG: 5.2 BPG: 0.1 SPG: 0.8 FG%: .345 3FG%: .317 FT%: .861

2016-17 • Senior

- A team captain
- Has posted 5-plus assists 10 times
- Had 9 points, 9 boards and 4 assists against Santa Clara
- Hit a season-best 3 of 5 from 3 against Idaho State
- Totaled 7 points, 9 assists and 1 steal vs. Illinois
- Scored a season-high 18 points, added 9 rebounds and 6 assists vs. Utah State
- Totaled 7 points, 7 rebounds, 6 assists and 2 steals vs. Utah Valley
- Had 5 points, 12 rebounds and 8 assists vs. Saint Louis
- Totaled 5 points, 5 assists, 3 rebounds and 1 steal vs. Coppin State

Before BYU

- Played three seasons at Houston
- Played in two games in 2015-16 and averaged 3.5 points, 2.0 assists and 1.0 rebounds
- Played in two games in 2015-16 due to injury
- Played in and started 19 games as a junior in 2014-15 and averaged 9.8 points, 2.5 rebounds and 5.3 assists
- Scored a career-high 25 points at South Florida on Feb. 17, 2015
- Played in 28 games and started 25 as a sophomore in 2013-14 and averaged 8.9 points, 2.5 rebounds and 5.5 assists while shooting 40.0 percent from the field, 41.3 percent from 3 and 77.8 percent from the free-throw line
- Led the American Athletic Conference and was 29th in the nation in assists per game
- Posted a double-double with 16 points and 10 assists at Central Florida
- Played his freshman season at Baylor in 2012-13

- Dished out a career-best 12 assists vs. Hardin-Simmons on Jan. 19, 2013
- Played his senior year of high school for Russell Carr in 2011-12 at Westbury Christian High School
- Earned TABC All-State honors while leading the Wildcats to a 29-4 record
- Helped WCHS to the TAPPS-4A state championship game and earned All-Tournament honors
- Earned All-District 4 First Team and Class 4A All-State honors as a freshman and sophomore at Second Baptist School
- Named to ESPN RISE 2010 Underclass All-America team
- Following freshman season played on U16 National Team, traveling to 2009 FIBA Americas U16 Championship in Mendoza, Argentina
- Team won gold medal against tournament-host Argentina
- Ranked nation's No. 61 recruit by Scout.com, No. 63 by ESPN, No. 70 by MaxPreps.com and No. 74 by Rivals.com

Personal

- Full name is Lynden Bernard Rose, Jr.
- Parents are Lynden Sr. and Marilyn Rose
- Has one brother and one sister
- Brother Lynnard Rose plays football at Columbia
- Father played at Houston from 1980 to 1982 and was a member of Phi Slama Jama with BYU coach Dave Rose
- Served an internship during the summer of 2013 with U.S. Representative Al Green
- Majored in health at Houston

2016-17 GAME-BY-GAME

Opponent	Date	GS	Min	FG	FGA	Pct	3FG	FGA	Pct	FT	FTA	Pct	Off	Def	TR	Avg	PF	FO	A	TO	Blk	Stl	Pts	Avg	
Princeton	11/14/16	*	31	1	6	.167	0	1	.000	2	4	.500	0	3	3	3.0	2	0	3	2	0	0	4	4.0	
Coppin State	11/17/16	*	22	1	2	.500	1	2	.500	2	2	1.000	1	2	3	3.0	0	0	5	1	0	1	5	4.5	
Coastal Carolina	11/19/16	*	32	3	6	.500	1	3	.333	2	2	1.000	0	6	6	4.0	1	0	9	3	1	1	9	6.0	
vs. Saint Louis	11/21/16	*	33	1	5	.200	0	1	.000	3	4	.750	2	10	12	6.0	1	0	8	0	0	0	5	5.8	
vs. Valparaiso	11/23/16	*	33	0	6	.000	0	2	.000	2	2	1.000	0	7	7	6.2	3	0	6	1	0	0	2	5.0	
Utah Valley	11/26/16	*	31	1	6	.167	0	2	.000	5	6	.833	0	7	7	6.3	5	1	6	0	0	2	7	5.3	
vs. Utah State	11/30/16	*	27	3	6	.500	2	4	.500	10	11	.909	3	6	9	6.7	0	0	6	1	0	1	18	7.1	
vs. USC	12/03/16	*	26	2	5	.400	1	3	.333	0	0	.000	1	2	3	6.3	2	0	3	5	0	1	5	6.9	
Weber State	12/07/16	*	27	2	6	.333	0	2	.000	0	0	.000	2	6	8	6.4	2	0	2	1	0	1	4	6.6	
Colorado	12/10/16	*	24	2	8	.250	1	4	.250	0	0	.000	1	0	1	5.9	3	0	3	1	0	1	5	6.4	
vs. Illinois	12/17/16	*	27	3	7	.429	1	4	.250	0	0	.000	0	1	1	5.5	1	0	9	1	0	1	7	6.5	
Idaho State	12/20/16	*	29	3	5	.600	3	5	.600	0	0	.000	0	6	6	5.5	1	0	4	4	0	2	9	6.7	
CSU Bakersfield	12/22/16	*	25	1	3	.333	1	3	.333	0	0	.000	2	4	6	5.5	1	0	8	7	0	1	3	6.4	
Santa Clara	12/29/16	*	24	3	6	.500	0	1	.000	3	3	1.000	2	7	9	5.8	0	0	4	0	0	1	9	6.6	
at Loyola Marymount	12/31/16	*	29	1	4	.250	0	1	.000	2	2	1.000	0	3	3	5.6	1	0	5	1	0	0	4	6.4	
at Saint Mary's	01/05/17	*	25	2	4	.500	1	1	1.000	0	0	.000	0	1	1	5.3	4	0	5	0	0	1	5	6.3	
Pacific	01/07/17	*	17	1	2	.500	1	2	.500	0	0	.000	0	4	4	5.2	1	0	3	1	0	0	3	6.1	
San Francisco	01/12/17																								
at San Diego	01/14/17																								
Pepperdine	01/19/17																								
at Pacific	01/21/17																								
at Santa Clara	01/26/17																								
Loyola Marymount	01/28/17																								
Gonzaga	02/02/17																								
Portland	02/04/17																								
at Pepperdine	02/09/17																								
at San Francisco	02/11/17																								
San Diego	02/16/17																								
Saint Mary's	02/18/17																								
at Portland	02/23/17																								
at Gonzaga	02/25/17																								
Totals			17	462	30	87	.345	13	41	.317	31	36	.861	14	75	89	5.2	28	1	89	29	1	14	104	6.1

CAREER STATISTICS (ALL GAMES)

Year	GP	GS	Min	Avg	FG	FGA	Pct	3FG	FGA	Pct	FT	FTA	Pct	Off	Def	TR	Avg	PF	FO	A	TO	Blk	Stl	Pts	Avg
2016-17	17	17	462	27.2	30	87	.345	13	41	.317	31	36	.861	14	75	89	5.2	28	1	89	29	1	14	104	6.1
TOTAL	17	17	462	27.2	30	87	.345	13	41	.317	31	36	.861	14	75	89	5.2	28	1	89	29	1	14	104	6.1

CAREER STATISTICS (CONFERENCE GAMES)

Year	GP	GS	Min	Avg	FG	FGA	Pct	3FG	FGA	Pct	FT	FTA	Pct	Off	Def	TR	Avg	PF	FO	A	TO	Blk	Stl	Pts	Avg
2016-17	4	4	95	23.8	7	16	.438	2	5	.400	5	5	1.000	2	15	17	4.3	6	0	17	2	0	2	21	5.3
TOTAL	4	4	95	23.8	7	16	.438	2	5	.400	5	5	1.000	2	15	17	4.3	6	0	17	2	0	2	21	5.3

#10 • STEVEN BEO  
6-3 • 180 • FR • GUARD



RICHLAND, WASHINGTON  
RICHLAND HS

2016-17 SEASON — PPG: 2.6 RPG: 1.1 APG: 0.9 BPG: 0.0 SPG: 0.4 FG%: .452 3FG%: .400 FT%: .300

2016-17 • Freshman

- Set a new career high with 12 points on 4 of 4 shooting from the field and 3 of 3 shooting from 3 vs. Santa Clara ... added a career-high 3 assists
- Scored 7 points and tied his career high with 2 steals vs. CSU Bakersfield
- Scored 6 points against Idaho State
- Played 21 minutes and had 3 points, 4 rebounds, 2 assists, 2 steals vs. Colorado – all career highs

Personal

- Parents are Jill and Anthony Beo
- Has two sisters

Before BYU

- A four-year letterwinner for Earl Streufert at Richland High School
- Averaged 26.7 points, 6.1 rebounds and 4.4 assists as a senior and led Richland to an 18-5 record, the Mid-Columbia Conference title and the district title
- As a junior led the state in scoring at 27.7 points per game and set a Richland High single-game record with 49 points against Wenatchee
- As a junior and senior was named first-team all-state, was the Tri-City Herald All-Area Player of the Year and the Mid-Columbia Conference Player of the Year
- Earned 4A All-Tournament First Team honors while leading the Bombers to the quarterfinals of the 4A state tournament
- Started during his freshman and sophomore seasons and helped lead Richland to the state tournament each year
- As a sophomore helped the Bombers to a 25-1 record and a trip to the state title game
- Named second-team all-conference and earned 4A All-Tournament First Team honors

2016-17 SEASON HIGHS

PTS	12 vs. Santa Clara – 12/29/16
1st H	7 vs. Santa Clara – 12/29/16
2nd H	5 vs. Santa Clara – 12/29/16
REB	4 vs. Colorado – 12/10/16
AST	3 vs. Santa Clara – 12/29/16
STL	2 (2x) last vs. CSU Bakersfield – 12/22/16
BLK	–
FGM	4 vs. Santa Clara – 12/29/16
FGA	7 vs. Pacific – 1/7/17
3PM	3 vs. Santa Clara – 12/29/16
3PA	3 (2x) last vs. Pacific – 1/7/17
FTM	1 (3x) last vs. Santa Clara – 12/29/16
FTA	2 (4x) last vs. Santa Clara – 12/29/16

MISCELLANEOUS

	16-17	Career
Double-Figure Points	1 (1-0)	1 (1-0)
20-plus Points	–	–
Double-Figure Reb	–	–
Double-Doubles	–	–
3-plus Steals	–	–
3-plus Blocks	–	–
3-plus 3-point FG	1 (1-0)	1 (1-0)
Scoring Leader	–	–
Rebound Leader	–	–
Assist Leader	–	–

2016-17 GAME-BY-GAME

Opponent	Date	GS	Min	FG	FGA	Pct	3FG	FGA	Pct	FT	FTA	Pct	Off	Def	TR	Avg	PF	FO	A	TO	Blk	Stl	Pts	Avg	
Princeton	11/14/16		2	0	0	.000	0	0	.000	0	0	.000	0	0	0	0.0	1	0	0	0	0	0	0	0.0	
Coppin State	11/17/16		10	0	1	.000	0	1	.000	0	1	.000	0	1	1	0.5	1	0	1	0	0	0	0	0.0	
Coastal Carolina	11/19/16																								
vs. Saint Louis	11/21/16																								
vs. Valparaiso	11/23/16																								
Utah Valley	11/26/16		1	0	0	.000	0	0	.000	0	0	.000	0	0	0	0.3	0	0	0	0	0	0	0	0.0	
vs. Utah State	11/30/16		1	0	0	.000	0	0	.000	0	0	.000	0	0	0	0.3	1	0	0	1	0	0	0	0.0	
vs. USC	12/03/16		5	0	1	.000	0	1	.000	0	0	.000	0	0	0	0.2	0	0	0	0	0	0	0	0.0	
Weber State	12/07/16		1	0	0	.000	0	0	.000	0	0	.000	0	0	0	0.2	0	0	0	0	0	0	0	0.0	
Colorado	12/10/16		21	1	3	.333	1	1	1.000	0	2	.000	1	3	4	0.7	2	0	2	0	0	2	3	0.4	
vs. Illinois	12/17/16		8	0	3	.000	0	1	.000	0	0	.000	1	1	2	0.9	0	0	1	0	0	0	0	0.4	
Idaho State	12/20/16		17	2	5	.400	1	2	.500	1	2	.500	0	1	1	0.9	1	0	1	0	0	1	6	1.0	
CSU Bakersfield	12/22/16		17	3	4	.750	0	1	.000	1	2	.500	1	2	3	1.1	0	0	1	0	0	2	7	1.6	
Santa Clara	12/29/16		24	4	4	1.000	3	3	1.000	1	2	.500	0	1	1	1.1	1	0	3	0	0	0	12	2.5	
at Loyola Marymount	12/31/16		18	0	0	.000	0	0	.000	0	0	.000	0	1	1	1.1	4	0	1	0	0	0	0	2.3	
at Saint Mary's	01/05/17		18	1	3	.333	1	2	.500	0	0	.000	0	0	0	1.0	2	0	1	0	0	0	3	2.4	
Pacific	01/07/17		26	3	7	.429	0	3	.000	0	1	.000	0	2	2	1.1	3	0	2	0	0	0	6	2.6	
San Francisco	01/12/17																								
at San Diego	01/14/17																								
Pepperdine	01/19/17																								
at Pacific	01/21/17																								
at Santa Clara	01/26/17																								
Loyola Marymount	01/28/17																								
Gonzaga	02/02/17																								
Portland	02/04/17																								
at Pepperdine	02/09/17																								
at San Francisco	02/11/17																								
San Diego	02/16/17																								
Saint Mary's	02/18/17																								
at Portland	02/23/17																								
at Gonzaga	02/25/17																								
Totals			0	169	14	31	.452	6	15	.400	3	10	.300	3	12	15	1.1	16	0	13	1	0	5	37	2.6

CAREER STATISTICS (ALL GAMES)

Year	GP	GS	Min	Avg	FG	FGA	Pct	3FG	FGA	Pct	FT	FTA	Pct	Off	Def	TR	Avg	PF	FO	A	TO	Blk	Stl	Pts	Avg
2016-17	14	0	169	12.1	14	31	.452	6	15	.400	3	10	.300	3	12	15	1.1	16	0	13	1	0	5	37	2.6
TOTAL	14	0	169	12.1	14	31	.452	6	15	.400	3	10	.300	3	12	15	1.1	16	0	13	1	0	5	37	2.6

CAREER STATISTICS (CONFERENCE GAMES)

Year	GP	GS	Min	Avg	FG	FGA	Pct	3FG	FGA	Pct	FT	FTA	Pct	Off	Def	TR	Avg	PF	FO	A	TO	Blk	Stl	Pts	Avg
2016-17	4	0	86	21.5	8	14	.571	4	8	.500	1	3	.333	0	4	4	1.0	10	0	7	0	0	0	21	5.3
TOTAL	4	0	86	21.5	8	14	.571	4	8	.500	1	3	.333	0	4	4	1.0	10	0	7	0	0	0	21	5.3

#12 • ERIC MIKA  
6-10 • 230 • SO • FORWARD



ALPINE, UTAH  
LONE PEAK HS

2016-17 SEASON — PPG: 20.5 RPG: 9.1 APG: 1.6 BPG: 1.7 SPG: 0.5 FG%: .546 3FG%: .000 FT%: .767

2016-17 • Sophomore

- A candidate for the Kareem Abdul-Jabbar Award
- Named to the All-WCC Preseason Team
- Had a double-double with 19 points and 12 boards vs. Idaho State
- Totaled 17 points, 7 rebounds, a career-best 6 assists and 3 blocks vs. Colorado
- With 26 points vs. Weber State, has scored 20-plus in four-straight games
- Scored a career-best 29 points vs. USC on 10 of 16 shooting from the field and 9 of 11 from the free-throw line
- Had 20 points, 7 rebounds, a career-best 4 blocks and 3 steals vs. Utah State
- Posted his third double-double with 20 points, 10 rebounds and 3 blocks vs. Saint Louis
- Set career highs with 26 points, 18 rebounds, 12 made free throws vs. Princeton

- Scored in double figures 24 times, 20-plus points twice, had double-figure rebounds 6 times and had 5 double-doubles
- Averaged 11.8 points, 6.4 rebounds, 1.0 assists and 0.7 blocks and shot .527 from the field and .617 from the free throw line

Before BYU

- Played for Quincy Lewis and helped lead Lone Peak to a 26-1 record, the 2012-13 MaxPreps.com National Title and the 5A Utah state title
- Named a third-team All-American by MaxPreps.com
- Named first-team all-state by the Deseret News and the Salt Lake Tribune
- Averaged 16.4 points, 11.2 rebounds, 1.7 blocks 1.0 assists per game and shot .671 from the field
- Earned MVP honors in the West Coast All-Star Classic as he scored a game-high 28 points for the East Team
- Scored 24 points to lead the North to a 118-114 win over the South in the Utah Valley All-Star game
- In the class of 2013 was ranked No. 28 by ESPN.com, No. 37 in Scout.com and No. 49 by Rivals.com
- Ranked No. 3 among centers by ESPN.com and Scout.com
- Ranked No. 14 among power forwards by Rivals.com

Personal

- Wife's name is Gabrielle
- Parents are Ron and Sue Mika
- Has six siblings
- Also recruited by Weber State, Utah State, Utah, Stanford and Boston College

2016-17 SEASON HIGHS

PTS	29 vs. USC – 12/3/16
1st H	15 vs. USC – 12/3/16
2nd H	21 vs. Weber State – 12/7/16
REB	18 vs. Princeton – 11/14/16
AST	6 vs. Colorado – 12/10/16
STL	3 vs. Utah State – 11/30/16
BLK	4 vs. Utah State – 11/30/16
FGM	12 at Saint Mary's – 1/5/17
FGA	17 (3x) last at Saint Mary's – 1/5/17
3PM	–
3PA	1 vs. Valparaiso – 11/23/16
FTM	12 vs. Princeton – 11/14/16
FTA	15 vs. Weber State – 12/7/16

CAREER HIGHS

PTS	29 vs. USC – 12/3/16
1st H	15 vs. USC – 12/3/16
2nd H	21 vs. Weber State – 12/7/16
REB	13 vs. San Francisco – 2/8/14
AST	6 vs. Colorado – 12/10/16
STL	3 (2x) last vs. Utah State – 11/30/16
BLK	3 (3x) last vs. Coastal Carolina, 11/19/16
FGM	12 at Saint Mary's – 1/5/17
FGA	17 (3x) last at Saint Mary's – 1/5/17
3PM	–
3PA	1 vs. Valparaiso – 11/23/16
FTM	12 vs. Princeton – 11/14/16
FTA	16 vs. Oregon – 3/20/14

MISCELLANEOUS

	16-17	Career
Double-Figure Points	17 (12-5)	41 (27-14)
20-plus Points	8 (4-4)	10 (6-4)
Double-Figure Reb	9 (8-1)	15 (12-3)
Double-Doubles	9 (8-1)	14 (12-2)
3-plus Steals	2 (2-0)	2 (2-0)
3-plus Blocks	5 (5-0)	6 (6-0)
3-plus 3-point FG	–	0 (0-0)
Scoring Leader	11 (8-3)	11 (8-3)
Rebound Leader	8 (6-2)	16 (9-7)
Assist Leader	2 (2-0)	3 (3-0)

2016-17 GAME-BY-GAME

Opponent	Date	GS	Min	FG	FGA	Pct	3FG	FGA	Pct	FT	FTA	Pct	Off	Def	TR	Avg	PF	FO	A	TO	Blk	Stl	Pts	Avg	
Princeton	11/14/16	*	34	7	14	.500	0	0	.000	12	13	.923	9	9	18	18.0	2	0	3	2	2	1	26	26.0	
Coppin State	11/17/16	*	15	6	8	.750	0	0	.000	6	7	.857	2	3	5	11.5	1	0	1	2	3	0	18	22.0	
Coastal Carolina	11/19/16	*	25	8	12	.667	0	0	.000	3	6	.500	2	9	11	11.3	1	0	1	2	3	0	19	21.0	
vs. Saint Louis	11/21/16	*	19	7	10	.700	0	0	.000	6	7	.857	1	9	10	11.0	4	0	1	2	3	1	20	20.8	
vs. Valparaiso	11/23/16	*	19	3	7	.429	0	1	.000	7	8	.875	1	2	3	9.4	4	0	1	2	1	0	13	19.2	
Utah Valley	11/26/16	*	26	8	8	1.000	0	0	.000	6	9	.667	3	2	5	8.7	5	1	2	3	0	1	22	19.7	
vs. Utah State	11/30/16	*	29	7	17	.412	0	0	.000	6	8	.750	2	5	7	8.4	3	0	1	3	4	3	20	19.7	
vs. USC	12/03/16	*	28	10	16	.625	0	0	.000	9	11	.818	4	5	9	8.5	3	0	0	3	0	0	29	20.9	
Weber State	12/07/16	*	29	8	16	.500	0	0	.000	10	15	.667	5	5	10	8.7	3	0	4	3	1	0	26	21.4	
Colorado	12/10/16	*	30	3	11	.273	0	0	.000	11	13	.846	3	4	7	8.5	3	0	6	5	3	0	17	21.0	
vs. Illinois	12/17/16	*	31	9	12	.750	0	0	.000	7	8	.875	3	5	8	8.5	4	0	1	3	0	0	25	21.4	
Idaho State	12/20/16	*	26	8	13	.615	0	0	.000	3	5	.600	5	7	12	8.8	2	0	2	4	3	1	19	21.2	
CSU Bakersfield	12/22/16	*	23	4	11	.364	0	0	.000	5	10	.500	3	7	10	8.8	4	0	1	4	1	0	13	20.5	
Santa Clara	12/29/16	*	26	7	16	.438	0	0	.000	5	6	.833	1	8	9	8.9	0	0	1	1	1	0	19	20.4	
at Loyola Marymount	12/31/16	*	32	4	17	.235	0	0	.000	9	12	.750	3	7	10	8.9	3	0	0	4	1	1	17	20.2	
at Saint Mary's	01/05/17	*	29	12	17	.706	0	0	.000	4	5	.800	4	6	10	9.0	2	0	0	0	1	0	28	20.7	
Pacific	01/07/17	*	20	7	11	.636	0	0	.000	3	3	1.000	4	6	10	9.1	3	0	3	0	1	0	17	20.5	
San Francisco	01/12/17																								
at San Diego	01/14/17																								
Pepperdine	01/19/17																								
at Pacific	01/21/17																								
at Santa Clara	01/26/17																								
Loyola Marymount	01/28/17																								
Gonzaga	02/02/17																								
Portland	02/04/17																								
at Pepperdine	02/09/17																								
at San Francisco	02/11/17																								
San Diego	02/16/17																								
Saint Mary's	02/18/17																								
at Portland	02/23/17																								
at Gonzaga	02/25/17																								
Totals			17	441	118	216	.546	0	1	.000	112	146	.767	55	99	154	9.1	47	1	27	43	28	8	348	20.5

CAREER STATISTICS (ALL GAMES)

Year	GP	GS	Min	Avg	FG	FGA	Pct	3FG	FGA	Pct	FT	FTA	Pct	Off	Def	TR	Avg	PF	FO	A	TO	Blk	Stl	Pts	Avg
2013-14	33	29	844	25.6	139	264	.527	0	0	.000	111	180	.617	93	118	211	6.4	107	4	32	49	24	15	389	11.8
2016-17	17	17	441	25.9	118	216	.546	0	1	.000	112	146	.767	55	99	154	9.1	47	1	27	43	28	8	348	20.5
TOTAL	50	46	1285	25.7	257	480	.535	0	1	.000	223	326	.684	148	217	365	7.3	154	5	59	92	52	23	737	14.7

CAREER STATISTICS (CONFERENCE GAMES)

Year	GP	GS	Min	Avg	FG	FGA	Pct	3FG	FGA	Pct	FT	FTA	Pct	Off	Def	TR	Avg	PF	FO	A	TO	Blk	Stl	Pts	Avg
2013-14	16	13	396	24.8	58	108	.537	0	0	.000	50	81	.617	36	59	95	5.9	54	3	13	27	12	8	166	10.4
2016-17	4	4	107	26.8	30	61	.492	0	0	.000	21	26	.808	12	27	39	9.8	8	0	3	5	4	1	81	20.3
TOTAL	20	17	503	25.2	88	169	.521	0	0	.000	71	107	.664	48	86	134	6.7	62	3	16	32	16	9	247	12.4

#13 • COLBY LEIFSON  
6-4 • 190 • FR • GUARD



SUWANEE, GEORGIA  
NORTH GWINNETT HS

2016-17 SEASON — PPG: 1.7 RPG: 0.4 APG: 0.2 BPG: 0.0 SPG: 0.1 FG%: .320 3FG%: .333 FT%: .000

2016-17 • Freshman

- Hit a career-best 2 3-pointers against Illinois
- Made a 3-pointer against Utah Valley
- Hit his first career 3 and added 3 rebounds vs. Coppin State

Before BYU

- Prepped at North Gwinnett High School
- Averaged 17 points, shot 41 percent from 3 and made 93 percent from the free-throw line as a senior
- Made 93 3s as a senior, second all-time in a single season in Gwinnett County history
- Earned All-Gwinnett County and all-region first-team honors
- Played for the Atlanta All Stars during the AAU season
- Also recruited by High Point, Wofford, Gardner Webb and Tennessee Tech

Personal

- Parents are Ryan and Jennifer Leifson
- Has two brothers and one sister

2016-17 SEASON HIGHS

PTS	6 (2x) last vs. Pacific – 1/7/17
1st H	–
2nd H	6 (2x) last vs. Pacific – 1/7/17
REB	3 vs. Coppin State – 11/17/16
AST	1 (3x) last vs. Illinois – 12/17/16
STL	2 vs. Idaho State – 12/20/16
BLK	–
FGM	2 (2x) last vs. Pacific – 1/7/17
FGA	5 vs. Coppin State – 11/17/16
3PM	2 (2x) last vs. Pacific – 1/7/17
3PA	5 vs. Coppin State – 11/17/16
FTM	–
FTA	–

MISCELLANEOUS

	16-17	Career
Double-Figure Points	–	–
20-plus Points	–	–
Double-Figure Reb	–	–
Double-Doubles	–	–
3-plus Steals	–	–
3-plus Blocks	–	–
3-plus 3-point FG	–	–
Scoring Leader	–	–
Rebound Leader	–	–
Assist Leader	–	–

2016-17 GAME-BY-GAME

Opponent	Date	GS	Min	FG	FGA	Pct	3FG	FGA	Pct	FT	FTA	Pct	Off	Def	TR	Avg	PF	FO	A	TO	Blk	Stl	Pts	Avg
Princeton	11/14/16																							
DNP																								
Coppin State	11/17/16		9	1	5	.200	1	5	.200	0	0	.000	1	2	3	3.0	2	0	1	0	0	0	3	3.0
Coastal Carolina	11/19/16		6	0	2	.000	0	1	.000	0	0	.000	0	0	0	1.5	1	0	0	0	0	0	0	1.5
vs. Saint Louis	11/21/16		6	0	1	.000	0	1	.000	0	0	.000	0	0	0	1.0	1	0	0	0	0	0	0	1.0
vs. Valparaiso	11/23/16																							
DNP																								
Utah Valley	11/26/16		1	1	1	1.000	1	1	1.000	0	0	.000	0	0	0	0.8	3	0	0	0	0	0	3	1.5
vs. Utah State	11/30/16		4	0	1	.000	0	1	.000	0	0	.000	0	0	0	0.6	1	0	0	1	0	0	0	1.2
vs. USC	12/03/16		4	0	3	.000	0	3	.000	0	0	.000	1	0	1	0.7	2	0	1	0	0	0	0	1.0
Weber State	12/07/16		1	0	0	.000	0	0	.000	0	0	.000	0	0	0	0.6	0	0	0	0	0	0	0	0.9
Colorado	12/10/16		3	0	0	.000	0	0	.000	0	0	.000	0	0	0	0.5	0	0	0	1	0	0	0	0.8
vs. Illinois	12/17/16		11	2	2	1.000	2	2	1.000	0	0	.000	1	1	2	0.7	0	0	1	1	0	0	6	1.3
Idaho State	12/20/16		8	1	4	.250	1	4	.250	0	0	.000	0	0	0	0.6	0	0	0	1	0	2	3	1.5
CSU Bakersfield	12/22/16		5	0	1	.000	0	1	.000	0	0	.000	0	0	0	0.5	1	0	0	1	0	0	0	1.4
Santa Clara	12/29/16		8	1	1	1.000	1	1	1.000	0	0	.000	0	0	0	0.5	0	0	0	0	0	0	3	1.5
at Loyola Marymount	12/31/16																							
DNP																								
at Saint Mary's	01/05/17		2	0	0	.000	0	0	.000	0	0	.000	0	0	0	0.5	0	0	0	0	0	0	0	1.4
Pacific	01/07/17		8	2	4	.500	2	4	.500	0	0	.000	0	0	0	0.4	1	0	0	0	0	0	6	1.7
San Francisco	01/12/17																							
at San Diego	01/14/17																							
Pepperdine	01/19/17																							
at Pacific	01/21/17																							
at Santa Clara	01/26/17																							
Loyola Marymount	01/28/17																							
Gonzaga	02/02/17																							
Portland	02/04/17																							
at Pepperdine	02/09/17																							
at San Francisco	02/11/17																							
San Diego	02/16/17																							
Saint Mary's	02/18/17																							
at Portland	02/23/17																							
at Gonzaga	02/25/17																							
Totals			0	76	8	.320	8	24	.333	0	0	.000	3	3	6	0.4	12	0	3	5	0	2	24	1.7

CAREER STATISTICS (ALL GAMES)

Year	GP	GS	Min	Avg	FG	FGA	Pct	3FG	FGA	Pct	FT	FTA	Pct	Off	Def	TR	Avg	PF	FO	A	TO	Blk	Stl	Pts	Avg
2016-17	14	0	76	5.4	8	25	.320	8	24	.333	0	0	.000	3	3	6	0.4	12	0	3	5	0	2	24	1.7
TOTAL	14	0	76	5.4	8	25	.320	8	24	.333	0	0	.000	3	3	6	0.4	12	0	3	5	0	2	24	1.7

CAREER STATISTICS (CONFERENCE GAMES)

Year	GP	GS	Min	Avg	FG	FGA	Pct	3FG	FGA	Pct	FT	FTA	Pct	Off	Def	TR	Avg	PF	FO	A	TO	Blk	Stl	Pts	Avg
2016-17	3	0	18	6.0	3	5	.600	3	5	.600	0	0	.000	0	0	0	0.0	1	0	0	0	0	0	9	3.0
TOTAL	3	0	18	6.0	3	5	.600	3	5	.600	0	0	.000	0	0	0	0.0	1	0	0	0	0	0	9	3.0

#15 • PAYTON DASTRUP  
6-10 • 250 • FR • FORWARD



MESA, ARIZONA  
MOUNTAIN VIEW HS

2016-17 SEASON — PPG: 1.5 RPG: 1.8 APG: 0.4 BPG: 0.3 SPG: 0.0 FG%: .444 3FG%: .333 FT%: .000

2016-17 • Freshman

- Scored 5 points and added 1 rebound, 1 assist and 1 block vs. Santa Clara
- Totaled 4 points and 3 boards vs. Valparaiso
- Scored 9 points on 4 of 6 shooting against Coppin State

Personal

- Parents are Kristen and David Dastrup
- Has two sisters
- Served a mission for The Church of Jesus Christ of Latter-day Saints in Panama

Before BYU

- Played for Gary Ernst at Mountain View High School
- As a senior in 2013-14 led Mountain View to a 21-8 record while averaging 16.5 points and 13.0 rebounds as a senior
- Earned second-team Division I All-Arizona honors from AZcentral.com and first-team All-Tribune by the East Valley Tribune
- Named Mesa All-City Boys co-MVP and earned first-team honors
- As a junior in 2012-13 led Mountain View to an 18-11 record while averaging 18.1 points, 10.9 rebounds, 3.0 assists and 2.0 blocks
- Named second-team Division I All-Arizona by AZcentral.com and first-team All-Tribune by the East Valley Tribune
- Helped Mountain View to a 21-8 record as a sophomore
- As a sophomore in 2011-12 earned honorable mention All-Arizona Division I honors from AZcentral.com
- Named honorable mention All-Tribune by the East Valley Tribune
- Named a four-star recruit by ESPN, Scout and Rivals
- National overall recruiting rankings: 98th by ESPN, 100th by Rivals
- National position recruiting rankings: 12th by ESPN, 18th by Scout
- Also recruited by Arizona, Arizona State, Florida, Ohio State, Virginia, Kansas, Utah

2016-17 SEASON HIGHS

PTS	9 vs. Coppin State – 11/17/16
1st H	4 vs. Valparaiso – 11/23/16
2nd H	7 vs. Coppin State – 11/17/16
REB	4 (2x) last vs. Pacific – 1/7/17
AST	1 (5x) last vs. Pacific – 1/7/17
STL	–
BLK	2 vs. Pacific – 1/7/17
FGM	4 vs. Coppin State – 11/17/16
FGA	6 vs. Coppin State – 11/17/16
3PM	1 (2x) last vs. Santa Clara – 12/29/16
3PA	3 vs. Santa Clara – 12/29/16
FTM	–
FTA	–

MISCELLANEOUS

	16-17	Career
Double-Figure Points	–	–
20-plus Points	–	–
Double-Figure Reb	–	–
Double-Doubles	–	–
3-plus Steals	–	–
3-plus Blocks	–	–
3-plus 3-point FG	–	–
Scoring Leader	–	–
Rebound Leader	–	–
Assist Leader	–	–

2016-17 GAME-BY-GAME

Opponent	Date	GS	Min	FG	FGA	Pct	3FG	FGA	Pct	FT	FTA	Pct	Off	Def	TR	Avg	PF	FO	A	TO	Blk	Stl	Pts	Avg
Princeton	11/14/16																							
DNP																								
Coppin State	11/17/16		7	4	6	.667	1	1	1.000	0	0	.000	0	2	2	2.0	3	0	0	1	0	0	9	9.0
Coastal Carolina	11/19/16		2	0	2	.000	0	1	.000	0	0	.000	0	0	0	1.0	0	0	0	0	0	0	0	4.5
vs. Saint Louis	11/21/16		2	0	0	.000	0	0	.000	0	0	.000	0	4	4	2.0	0	0	0	0	0	0	0	3.0
vs. Valparaiso	11/23/16		8	2	4	.500	0	0	.000	0	0	.000	2	1	3	2.3	1	0	0	0	0	4	3.3	
Utah Valley	11/26/16		2	0	0	.000	0	0	.000	0	0	.000	1	1	2	2.2	0	0	0	1	0	0	0	2.6
vs. Utah State	11/30/16																							
DNP																								
vs. USC	12/03/16		2	0	0	.000	0	0	.000	0	0	.000	0	1	1	2.0	0	0	1	0	0	0	0	2.2
Weber State	12/07/16		1	0	0	.000	0	0	.000	0	0	.000	0	0	0	1.7	1	0	0	0	0	0	0	1.9
Colorado	12/10/16																							
DNP																								
vs. Illinois	12/17/16																							
Idaho State	12/20/16		3	0	0	.000	0	0	.000	0	0	.000	0	3	3	1.9	1	0	1	0	0	0	0	1.6
CSU Bakersfield	12/22/16																							
DNP																								
Santa Clara	12/29/16		5	2	5	.400	1	3	.333	0	0	.000	0	1	1	1.8	1	0	1	1	1	0	5	2.0
at Loyola Marymount	12/31/16		3	0	1	.000	0	1	.000	0	0	.000	0	1	1	1.7	1	0	1	0	1	0	0	1.8
at Saint Mary's	01/05/17		2	0	0	.000	0	0	.000	0	0	.000	0	0	0	1.5	0	0	0	0	0	0	0	1.6
Pacific	01/07/17		10	0	0	.000	0	0	.000	0	0	.000	0	4	4	1.8	0	0	1	1	2	0	0	1.5
San Francisco	01/12/17																							
at San Diego	01/14/17																							
Pepperdine	01/19/17																							
at Pacific	01/21/17																							
at Santa Clara	01/26/17																							
Loyola Marymount	01/28/17																							
Gonzaga	02/02/17																							
Portland	02/04/17																							
at Pepperdine	02/09/17																							
at San Francisco	02/11/17																							
San Diego	02/16/17																							
Saint Mary's	02/18/17																							
at Portland	02/23/17																							
at Gonzaga	02/25/17																							
Totals			0	47	8	.444	2	6	.333	0	0	.000	3	18	21	1.8	8	0	5	4	4	0	18	1.5

CAREER STATISTICS (ALL GAMES)

Year	GP	GS	Min	Avg	FG	FGA	Pct	3FG	FGA	Pct	FT	FTA	Pct	Off	Def	TR	Avg	PF	FO	A	TO	Blk	Stl	Pts	Avg
2016-17	12	0	47	3.9	8	18	.444	2	6	.333	0	0	.000	3	18	21	1.8	8	0	5	4	4	0	18	1.5
TOTAL	12	0	47	3.9	8	18	.444	2	6	.333	0	0	.000	3	18	21	1.8	8	0	5	4	4	0	18	1.5

CAREER STATISTICS (CONFERENCE GAMES)

Year	GP	GS	Min	Avg	FG	FGA	Pct	3FG	FGA	Pct	FT	FTA	Pct	Off	Def	TR	Avg	PF	FO	A	TO	Blk	Stl	Pts	Avg
2016-17	4	0	20	5.0	2	6	.333	1	4	.250	0	0	.000	0	6	6	1.5	2	0	3	2	4	0	5	1.3
TOTAL	4	0	20	5.0	2	6	.333	1	4	.250	0	0	.000	0	6	6	1.5	2	0	3	2	4	0	5	1.3



**#21 • KYLE DAVIS**  
6-8 • 225 • SR • FORWARD



DRAPER, UTAH  
UTAH STATE

**2016-17 SEASON — PPG: 8.8 RPG: 4.0 APG: 0.9 BPG: 0.9 SPG: 0.5 FG%: .590 3FG%: .000 FT%: .696**

**2016-17 • Senior**

- A team captain
- Out for the season with a right knee injury
- A nominee for the 2017 Allstate NABC Honors Court
- Shot 10 of 13 from the field for 22 points, 3 rebounds, 2 assists, 1 block and 2 steals vs. Saint Louis

**2015-16 • Junior**

- WCC Player of the Week (Nov. 16)
- Named Academic All-West Coast Conference
- Received the Academic Excellence Award at the team banquet
- Nationally was ranked 84th in total rebounds, 98th in total blocks, 109th in double-doubles, 137th in blocks per game and 155th in rebounds per game
- In the WCC was 3rd in blocks, 4th in field goal percentage, 5th in defensive rebounds, 6th in rebounding and 19th in scoring
- Finished the 2015-16 season 7th all-time for blocks in a single season at BYU
- Posted season highs of 23 points (Harvard), 20 rebounds (Utah Valley), 4 assists (twice), 3 steals (Pepperdine) and 4 blocks (twice)
- Scored in double figures 28 times and 20-plus points 4 times
- Had 8 double-doubles and 8 games with double-digit rebounds
- Had 3-plus steals once and 3-plus blocks 4 times
- Led the team in scoring twice, rebounds 15 times and assists once

- Started 27 of 29 games played in 2013-14 as a sophomore at Utah State
- Averaged 9.1 points and 7.6 rebounds, had a team-high 37 blocks and shot 50.3 percent from the field
- Posted 7 double-doubles and had season highs of 18 points, 15 rebounds (twice), 3 blocks (7 times) and 5 assists
- Played as a freshman at Southern Utah in 2010-11 prior to serving a two-year LDS mission
- Averaged 8.5 points, a team-high 5.3 rebounds and 1.0 block per game and shot 55.4 percent from the field
- Posted season highs of 21 points, 14 rebounds, 5 assists and 3 blocks
- Led Alta High School to the 5A state title and was named tournament MVP in 2010
- Averaged 18.5 points, 7.6 rebounds, 1.4 blocks, 1.5 steals and 1.3 assists as a senior
- Was named 2010 5A MVP and Region 4 MVP

**Personal**

- Parents are Mark and Debbie Davis
- Wife's name is Kelli and they have a son, Graham
- Has one brother and two sisters
- Served a mission for The Church of Jesus Christ of Latter-day Saints in Detroit

**In 2014-15 • Redshirt**

- Sat out 2014-15 due to NCAA transfer rules

**Before BYU**

**2016-17 SEASON HIGHS**

PTS	22 vs. Saint Louis – 11/19/16
1st H	8 (2x) last vs. Saint Louis – 11/19/16
2nd H	14 vs. Saint Louis – 11/19/16
REB	6 (2x) last vs. Coastal Carolina, 11/19/16
AST	2 (3x) last vs. Valparaiso – 11/23/16
STL	2 (2x) last vs. USC – 12/3/16
BLK	2 vs. Princeton – 11/14/16
FGM	10 vs. Saint Louis – 11/19/16
FGA	13 vs. Saint Louis – 11/19/16
3PM	–
3PA	–
FTM	3 (3x) last vs. Utah Valley – 11/26/16
FTA	6 vs. Princeton – 11/14/16

**CAREER HIGHS**

PTS	23 vs. Harvard – 12/22/15
1st H	11 vs. UVU – 11/13/15
2nd H	19 vs. Harvard – 12/22/15
REB	20 vs. UVU – 11/13/15
AST	4 (2x) last vs. CMU – 12/18/15
STL	3 at Pepperdine – 01/23/16
BLK	4 (2x) last at Gonzaga – 01/14/16
FGM	10 (2x) last vs. Saint Louis – 11/19/16
FGA	14 vs. Harvard – 12/22/15
3PM	1 (6x) last vs. Pepperdine – 01/30/16
3PA	2 vs. UVU – 11/13/15
FTM	8 vs. San Francisco – 01/09/16
FTA	11 vs. San Francisco – 01/09/16

**MISCELLANEOUS**

	16-17	Career
Double-Figure Points	4 (2-2)	32 (23-9)
20-plus Points	1 (1-0)	5 (2-3)
Double-Figure Reb	–	8 (6-2)
Double-Doubles	–	8 (6-2)
3-plus Steals	–	1 (0-1)
3-plus Blocks	–	4 (3-1)
3-plus 3-point FG	–	–
Scoring Leader	1 (1-0)	3 (2-1)
Rebound Leader	–	15 (12-3)
Assist Leader	–	1 (0-1)

**2016-17 GAME-BY-GAME**

Opponent	Date	GS	Min	FG	FGA	Pct	3FG	FGA	Pct	FT	FTA	Pct	Off	Def	TR	Avg	PF	FO	A	TO	Blk	Stl	Pts	Avg
Princeton	11/14/16	*	23	2	4	.500	0	0	.000	3	6	.500	1	4	5	5.0	4	0	0	3	2	0	7	7.0
Coppin State	11/17/16	*	15	2	6	.333	0	0	.000	0	0	.000	1	5	6	5.5	2	0	1	2	0	1	4	5.5
Coastal Carolina	11/19/16	*	21	4	5	.800	0	0	.000	0	1	.000	1	5	6	5.7	4	0	2	1	1	1	8	6.3
vs. Saint Louis	11/21/16	*	26	10	13	.769	0	0	.000	2	3	.667	1	2	3	5.0	3	0	2	0	1	2	22	10.3
vs. Valparaiso	11/23/16	*	28	3	5	.600	0	0	.000	3	3	1.000	0	3	3	4.6	3	0	2	4	1	0	9	10.0
Utah Valley	11/26/16	*	24	4	9	.444	0	0	.000	3	4	.750	2	4	6	4.8	4	0	1	4	1	0	11	10.2
vs. Utah State	11/30/16																							
vs. USC	12/03/16		18	4	5	.800	0	0	.000	2	3	.667	1	4	5	4.9	1	0	1	2	2	0	10	10.1
Weber State	12/07/16		16	5	8	.625	0	0	.000	3	3	1.000	0	3	3	4.6	2	0	0	1	1	1	13	10.5
Colorado	12/10/16		11	2	4	.500	0	0	.000	0	0	.000	1	2	3	4.4	2	0	0	1	0	0	4	9.8
vs. Illinois	12/17/16		3	0	2	.000	0	0	.000	0	0	.000	0	0	0	4.0	0	0	0	0	0	0	0	8.8
Idaho State	12/20/16																							
CSU Bakersfield	12/22/16																							
Santa Clara	12/29/16																							
at Loyola Marymount	12/31/16																							
at Saint Mary's	01/05/17																							
Pacific	01/07/17																							
San Francisco	01/12/17																							
at San Diego	01/14/17																							
Pepperdine	01/19/17																							
at Pacific	01/21/17																							
at Santa Clara	01/26/17																							
Loyola Marymount	01/28/17																							
Gonzaga	02/02/17																							
Portland	02/04/17																							
at Pepperdine	02/09/17																							
at San Francisco	02/11/17																							
San Diego	02/16/17																							
Saint Mary's	02/18/17																							
at Portland	02/23/17																							
at Gonzaga	02/25/17																							
Totals			6	185	36	.61	.590	0	0	.000	16	.696	8	32	40	4.0	25	0	9	18	9	5	88	8.8

**CAREER STATISTICS (ALL GAMES)**

Year	GP	GS	Min	Avg	FG	FGA	Pct	3FG	FGA	Pct	FT	FTA	Pct	Off	Def	TR	Avg	PF	FO	A	TO	Blk	Stl	Pts	Avg
2015-16	37	37	1001	27.1	175	321	.545	7	15	.467	82	136	.603	85	191	276	7.5	92	1	46	69	50	26	439	11.9
2016-17	10	6	185	18.5	36	61	.590	0	0	.000	16	23	.696	8	32	40	4.0	25	0	9	18	9	5	88	8.8
TOTAL	47	43	1186	25.2	211	382	.552	7	15	.467	98	159	.616	93	223	316	6.7	117	1	55	87	59	31	527	11.2

**CAREER STATISTICS (CONFERENCE GAMES)**

Year	GP	GS	Min	Avg	FG	FGA	Pct	3FG	FGA	Pct	FT	FTA	Pct	Off	Def	TR	Avg	PF	FO	A	TO	Blk	Stl	Pts	Avg
2015-16	18	18	446	24.8	82	156	.526	2	7	.286	39	64	.609	33	70	103	5.7	47	1	20	24	32	14	205	11.4
TOTAL	18	18	446	24.8	82	156	.526	2	7	.286	39	64	.609	33	70	103	5.7	47	1	20	24	32	14	205	11.4

#23 • YOELI CHILDS  
6-8 • 225 • FR • FORWARD



SOUTH JORDAN, UTAH  
BINGHAM HS

2016-17 SEASON — PPG: 8.7 RPG: 8.1 APG: 1.1 BPG: 1.6 SPG: 0.6 FG%: .592 3FG%: .000 FT%: .571

2016-17 • Freshman

- Has posted at least 1 block in 15 of 17 games and 2-plus blocks 7 times
- At LMU totaled 15 points, 8 rebounds, 3 assists, 2 steals and a block on the potential game-tying 3 in the final seconds
- Had career highs of 19 points and 4 blocks to go with 12 rebounds vs. CSU Bakersfield
- Had his second double-double with 13 points, 14 rebounds, 3 assists and 3 blocks vs. Idaho State
- Had his first career double-double with 11 points and 12 rebounds vs. Colorado
- Scored 10 points on 5 of 8 shooting and added 8 rebounds and 1 block vs. Weber State
- In his first career start, scored a career-best 9 points and added 12 boards, 1 assist, 1 steal vs. Utah State
- Posted 8 points, 15 rebounds, 3 assists, a block and a steal vs. Coppin State

- As a junior in 2014-15 averaged 16.4 points, 10.7 rebounds and 2.4 assists and led Bingham to a record of 20-4 overall and 9-1 in district play and a trip to the 5A quarterfinals
- Named 5A first-team all-state by the Deseret News and the Salt Lake Tribune in 2015
- As a sophomore in 2013-14 averaged 11.1 points and 5.3 rebounds while helping Bingham to the 5A quarterfinals
- Named 5A third-team all-state by the Deseret News in 2014
- Ranked No. 53 in ESPN's top 100 for the class of 2016
- Named a four star recruit by ESPN and a three-star recruit by Scout and Rivals
- Ranked No. 16 nationally among centers by ESPN
- Named the No. 4 recruit in Utah by ESPN
- Also recruited by Oregon, Oregon State and Stanford
- Played for the Utah Prospects AAU team coached by Tim Davis

Personal

- Mother is Kara Childs
- Has one brother

Before BYU

- Played for Jake Schroeder at Bingham High School
- As a senior in 2015-16 averaged 18.5 points, 10.7 rebounds and 2.4 assists and led Bingham to a record of 24-2 overall and 12-0 in district play and the 5A state title
- Named the 5A MVP by the Deseret News and first-team all-state by the Salt Lake Tribune in 2016
- Played in the Ballislife All-American Game

2016-17 SEASON HIGHS

PTS	19 vs. CSU Bakersfield – 12/22/16
1st H	8 vs. Colorado – 12/10/16
2nd H	12 vs. CSU Bakersfield – 12/22/16
REB	15 vs. Coppin State – 11/17/16
AST	3 (3x) last at LMU – 12/31/16
STL	2 (2x) last at LMU – 12/31/16
BLK	4 vs. CSU Bakersfield – 12/22/16
FGM	6 (2x) last at LMU – 12/31/16
FGA	10 at LMU – 12/31/16
3PM	–
3PA	–
FTM	7 vs. CSU Bakersfield – 12/22/16
FTA	13 vs. CSU Bakersfield – 12/22/16

MISCELLANEOUS

	16-17	Career
Double-Figure Points	6 (6-0)	6 (6-0)
20-plus Points	–	–
Double-Figure Reb	5 (5-0)	5 (5-0)
Double-Doubles	3 (3-0)	3 (3-0)
3-plus Steals	–	–
3-plus Blocks	4 (3-1)	4 (3-1)
3-plus 3-point FG	–	–
Scoring Leader	–	–
Rebound Leader	6 (5-1)	6 (5-1)
Assist Leader	–	–

2016-17 GAME-BY-GAME

Opponent	Date	GS	Min	FG	FGA	Pct	3FG	FGA	Pct	FT	FTA	Pct	Off	Def	TR	Avg	PF	FO	A	TO	Blk	Stl	Pts	Avg	
Princeton	11/14/16		23	2	5	.400	0	0	.000	1	4	.250	0	6	6	6.0	2	0	0	1	1	0	5	5.0	
Coppin State	11/17/16		20	4	5	.800	0	0	.000	0	1	.000	3	12	15	10.5	2	0	3	5	1	1	8	6.5	
Coastal Carolina	11/19/16		19	2	2	1.000	0	0	.000	0	0	.000	0	3	3	8.0	0	0	1	2	1	0	4	5.7	
vs. Saint Louis	11/21/16		17	2	3	.667	0	0	.000	2	2	1.000	0	4	4	7.0	0	0	2	2	2	0	6	5.8	
vs. Valparaiso	11/23/16		11	1	2	.500	0	0	.000	1	2	.500	0	2	2	6.0	3	0	1	0	2	0	3	5.2	
Utah Valley	11/26/16		19	4	7	.571	0	0	.000	0	2	.000	1	5	6	6.0	2	0	0	0	1	0	8	5.7	
vs. Utah State	11/30/16	*	26	4	7	.571	0	0	.000	1	2	.500	4	8	12	6.9	3	0	1	1	0	1	9	6.1	
vs. USC	12/03/16	*	17	2	4	.500	0	0	.000	1	2	.500	3	4	7	6.9	3	0	0	1	2	1	5	6.0	
Weber State	12/07/16	*	27	5	8	.625	0	0	.000	0	0	.000	0	8	8	7.0	4	0	0	2	1	1	10	6.4	
Colorado	12/10/16	*	34	5	7	.714	0	0	.000	1	5	.200	2	10	12	7.5	3	0	0	1	1	0	11	6.9	
vs. Illinois	12/17/16	*	31	3	5	.600	0	0	.000	2	2	1.000	3	6	9	7.6	4	0	1	1	3	2	8	7.0	
Idaho State	12/20/16	*	26	4	6	.667	0	0	.000	5	6	.833	2	12	14	8.2	3	0	3	3	3	1	13	7.5	
CSU Bakersfield	12/22/16	*	34	6	8	.750	0	0	.000	7	13	.538	1	11	12	8.5	1	0	1	3	4	0	19	8.4	
Santa Clara	12/29/16	*	20	2	7	.286	0	0	.000	3	4	.750	1	6	7	8.4	2	0	1	0	1	0	7	8.3	
at Loyola Marymount	12/31/16	*	31	6	10	.600	0	0	.000	3	5	.600	5	3	8	8.3	2	0	3	1	1	2	15	8.7	
at Saint Mary's	01/05/17	*	28	1	5	.200	0	0	.000	1	2	.500	1	3	4	8.1	1	0	0	0	0	0	3	8.4	
Pacific	01/07/17	*	22	5	7	.714	0	0	.000	4	4	1.000	2	6	8	8.1	2	0	2	2	3	1	14	8.7	
San Francisco	01/12/17																								
at San Diego	01/14/17																								
Pepperdine	01/19/17																								
at Pacific	01/21/17																								
at Santa Clara	01/26/17																								
Loyola Marymount	01/28/17																								
Gonzaga	02/02/17																								
Portland	02/04/17																								
at Pepperdine	02/09/17																								
at San Francisco	02/11/17																								
San Diego	02/16/17																								
Saint Mary's	02/18/17																								
at Portland	02/23/17																								
at Gonzaga	02/25/17																								
Totals			11	405	58	98	.592	0	0	.000	32	56	.571	28	109	137	8.1	37	0	19	25	27	10	148	8.7

CAREER STATISTICS (ALL GAMES)

Year	GP	GS	Min	Avg	FG	FGA	Pct	3FG	FGA	Pct	FT	FTA	Pct	Off	Def	TR	Avg	PF	FO	A	TO	Blk	Stl	Pts	Avg
2016-17	17	11	405	23.8	58	98	.592	0	0	.000	32	56	.571	28	109	137	8.1	37	0	19	25	27	10	148	8.7
TOTAL	17	11	405	23.8	58	98	.592	0	0	.000	32	56	.571	28	109	137	8.1	37	0	19	25	27	10	148	8.7

CAREER STATISTICS (CONFERENCE GAMES)

Year	GP	GS	Min	Avg	FG	FGA	Pct	3FG	FGA	Pct	FT	FTA	Pct	Off	Def	TR	Avg	PF	FO	A	TO	Blk	Stl	Pts	Avg
2016-17	4	4	101	25.3	14	29	.483	0	0	.000	11	15	.733	9	18	27	6.8	7	0	6	3	5	3	39	9.8
TOTAL	4	4	101	25.3	14	29	.483	0	0	.000	11	15	.733	9	18	27	6.8	7	0	6	3	5	3	39	9.8

#24 • DAVIN GUINN  
6-5 • 190 • JR • FORWARD



MURRIETA, CALIFORNIA  
UC RIVERSIDE

2016-17 SEASON — PPG: 2.4 RPG: 1.7 APG: 0.2 BPG: 0.0 SPG: 0.4 FG%: .302 3FG%: .316 FT%: .692

2016-17 • Junior

- Hit 4 of 4 from the field, 3 of 3 from 3, for 11 points vs. Valparaiso
- Scored 7 points and added 5 boards and 1 steal vs. Saint Louis
- Hit a pair of 3-pointers for 6 points against Coastal Carolina
- Scored 5 points, hit 2 of 2 from the free-throw line vs. Coppin State
- Saw action in the season opener against Princeton

Personal

- Parents are Brad and Haley Guinn
- His grandfather played at Ricks College from 1961-63
- An Eagle Scout
- Served a mission for The Church of Jesus Christ of Latter-day Saints in Mexico

2015-16 • Sophomore

- Played in 9 games
- Posted season highs of 9 points (San Diego), 3 rebounds (Portland), 1 assist (Santa Clara) and 1 steal (LMU)
- Scored 9 points against San Diego while shooting 3 of 3 from the field

Before BYU

- Played his freshman season at UC Riverside in 2012-13
- Played in 20 games and started 4
- Averaged 4.4 points, 3.3 rebounds and added 8 assists, 3 blocks and 8 steals
- A three-year letter winner for Kurt Ruth and Andy Rucker at Vista Murrieta High School
- A two-time first-team All-League selection and first-team All-Valley selection
- First-team All-CIF as a senior and second-team All-CIF as a junior
- Vista Murrieta's all-time leading scorer
- Averaged 23.3 points and 9.3 rebounds as a senior
- Also ran track
- Three-time Academic All-League

2016-17 SEASON HIGHS

PTS	11 vs. Valparaiso – 11/23/16
1st H	2 (2x) last vs. Utah State – 11/30/16
2nd H	9 vs. Valparaiso – 11/23/16
REB	6 vs. Utah State – 11/30/16
AST	1 (3x) last vs. Santa Clara – 12/29/16
STL	2 vs. Utah State – 11/30/16
BLK	–
FGM	4 vs. Valparaiso – 11/23/16
FGA	10 vs. Utah State – 11/30/16
3PM	3 vs. Valparaiso – 11/23/16
3PA	5 vs. Utah State – 11/30/16
FTM	3 vs. Saint Louis – 11/19/16
FTA	3 vs. Saint Louis – 11/19/16

CAREER HIGHS

PTS	11 vs. Valparaiso – 11/23/16
1st H	2 (2x) last vs. Utah State – 11/30/16
2nd H	9 (2x) last vs. Valparaiso – 11/23/16
REB	6 vs. Utah State – 11/30/16
AST	1 (3x) last vs. Valparaiso – 11/23/16
STL	2 vs. Utah State – 11/30/16
BLK	–
FGM	4 vs. Valparaiso – 11/23/16
FGA	10 vs. Utah State – 11/30/16
3PM	3 vs. Valparaiso – 11/23/16
3PA	5 vs. Utah State – 11/30/16
FTM	3 vs. Saint Louis – 11/19/16
FTA	4 vs. San Diego – 02/20/16

MISCELLANEOUS

	16-17	Career
Double-Figure Points	1 (0-1)	1 (0-1)
20-plus Points	–	–
Double-Figure Reb	–	–
Double-Doubles	–	–
3-plus Steals	–	–
3-plus Blocks	–	–
3-plus 3-point FG	1 (0-1)	1 (0-1)
Scoring Leader	–	–
Rebound Leader	–	–
Assist Leader	–	–

2016-17 GAME-BY-GAME

Opponent	Date	GS	Min	FG	FGA	Pct	3FG	FGA	Pct	FT	FTA	Pct	Off	Def	TR	Avg	PF	FO	A	TO	Blk	Stl	Pts	Avg	
Princeton	11/14/16		0	0	0	.000	0	0	.000	0	0	.000	0	0	0	0.0	0	0	0	0	0	0	0	0.0	
Coppin State	11/17/16		10	1	4	.250	1	2	.500	2	2	1.000	0	0	0	0.0	1	0	1	1	0	1	5	2.5	
Coastal Carolina	11/19/16		7	2	4	.500	2	3	.667	0	0	.000	0	0	0	0.0	0	0	1	0	0	0	6	3.7	
vs. Saint Louis	11/21/16		15	2	5	.400	0	1	.000	3	3	1.000	2	3	5	1.3	2	0	0	1	0	1	7	4.5	
vs. Valparaiso	11/23/16		13	4	4	1.000	3	3	1.000	0	0	.000	1	1	2	1.4	1	0	1	0	0	0	11	5.8	
Utah Valley	11/26/16		20	1	5	.200	0	2	.000	1	2	.500	1	1	2	1.5	1	0	0	0	0	1	3	5.3	
vs. Utah State	11/30/16		22	1	10	.100	0	5	.000	0	0	.000	3	3	6	2.1	2	0	0	1	0	2	2	4.9	
vs. USC	12/03/16		18	0	3	.000	0	1	.000	2	2	1.000	4	1	5	2.5	3	0	0	0	0	0	2	4.5	
Weber State	12/07/16		16	0	0	.000	0	0	.000	0	2	.000	0	4	4	2.7	1	0	0	0	0	1	0	4.0	
Colorado	12/10/16		5	0	1	.000	0	1	.000	1	2	.500	1	0	1	2.5	0	0	0	0	0	0	1	3.7	
vs. Illinois	12/17/16		5	0	1	.000	0	0	.000	0	0	.000	0	0	0	2.3	1	0	0	0	0	0	0	3.4	
Idaho State	12/20/16		9	0	1	.000	0	1	.000	0	0	.000	0	1	1	2.2	2	0	0	1	0	0	0	3.1	
CSU Bakersfield	12/22/16		2	0	0	.000	0	0	.000	0	0	.000	0	0	0	2.0	2	0	0	0	0	0	0	2.8	
Santa Clara	12/29/16		7	0	1	.000	0	0	.000	0	0	.000	0	0	0	1.9	1	0	1	0	0	0	0	2.6	
at Loyola Marymount	12/31/16		5	1	2	.500	0	0	.000	0	0	.000	0	0	0	1.7	1	0	0	0	0	0	2	2.6	
at Saint Mary's	01/05/17		2	1	1	1.000	0	0	.000	0	0	.000	1	0	1	1.7	0	0	0	0	0	0	2	2.6	
Pacific	01/07/17		8	0	1	.000	0	0	.000	0	0	.000	1	1	2	1.7	0	0	1	0	0	0	0	2.4	
San Francisco	01/12/17																								
at San Diego	01/14/17																								
Pepperdine	01/19/17																								
at Pacific	01/21/17																								
at Santa Clara	01/26/17																								
Loyola Marymount	01/28/17																								
Gonzaga	02/02/17																								
Portland	02/04/17																								
at Pepperdine	02/09/17																								
at San Francisco	02/11/17																								
San Diego	02/16/17																								
Saint Mary's	02/18/17																								
at Portland	02/23/17																								
at Gonzaga	02/25/17																								
Totals			0	164	13	43	.302	6	19	.316	9	13	.692	14	15	29	1.7	18	0	4	5	0	6	41	2.4

CAREER STATISTICS (ALL GAMES)

Year	GP	GS	Min	Avg	FG	FGA	Pct	3FG	FGA	Pct	FT	FTA	Pct	Off	Def	TR	Avg	PF	FO	A	TO	Blk	Stl	Pts	Avg
2015-16	9	0	26	2.9	4	10	.400	1	3	.333	5	8	.625	5	5	10	1.1	1	0	1	1	0	1	14	1.6
2016-17	17	0	164	9.6	13	43	.302	6	19	.316	9	13	.692	14	15	29	1.7	18	0	4	5	0	6	41	2.4
TOTAL	26	0	190	7.3	17	53	.321	7	22	.318	14	21	.667	19	20	39	1.5	19	0	5	6	0	7	55	2.1

CAREER STATISTICS (CONFERENCE GAMES)

Year	GP	GS	Min	Avg	FG	FGA	Pct	3FG	FGA	Pct	FT	FTA	Pct	Off	Def	TR	Avg	PF	FO	A	TO	Blk	Stl	Pts	Avg
2015-16	8	0	25	3.1	4	10	.400	1	3	.333	5	8	.625	5	5	10	1.3	1	0	1	1	0	1	14	1.8
2016-17	4	0	22	5.5	2	5	.400	0	0	.000	0	0	.000	2	1	3	0.8	2	0	2	0	0	0	4	1.0
TOTAL	12	0	47	3.9	6	15	.400	1	3	.333	5	8	.625	7	6	13	1.1	3	0	3	1	0	1	18	1.5

#30 • TJ HAWS  
6-4 • 170 • FR • GUARD



ALPINE, UTAH  
LONE PEAK HS

2016-17 SEASON HIGHS

PTS	20 (2x) last at LMU – 12/31/16
1st H	12 vs. Weber State – 12/7/16
2nd H	16 vs. USC – 12/3/16
REB	6 (2x) last vs. Santa Clara – 12/29/16
AST	7 vs. Utah Valley – 11/26/16
STL	4 vs. USC – 12/3/16
BLK	–
FGM	6 (2x) last vs. USC – 12/3/16
FGA	14 vs. USC – 12/3/16
3PM	4 (2x) last at LMU – 12/31/16
3PA	8 at LMU – 12/31/16
FTM	7 vs. Princeton – 11/14/16
FTA	8 vs. Princeton – 11/14/16

MISCELLANEOUS

	16-17	Career
Double-Figure Points	11 (8-3)	11 (8-3)
20-plus Points	2 (2-0)	2 (2-0)
Double-Figure Reb	–	–
Double-Doubles	–	–
3-plus Steals	4 (2-2)	4 (2-2)
3-plus Blocks	–	–
3-plus 3-point FG	6 (5-1)	6 (5-1)
Scoring Leader	1 (1-0)	1 (1-0)
Rebound Leader	–	–
Assist Leader	3 (2-1)	3 (2-1)

2016-17 SEASON — PPG: 13.1 RPG: 3.4 APG: 3.4 BPG: 0.0 SPG: 1.2 FG%: .432 3FG%: .402 FT%: .820

2016-17 • Freshman

- Has hit at least one 3-point field goal in 14 of 17 games
- Has posted 5-plus assists 7 times
- Tied his career highs with 20 points and 4 3s, including the game-tying and go-ahead 3s in the final 2 minutes, at LMU
- Had 17 points on 5 of 6 shooting from the field and 3 of 3 shooting from 3 vs. Santa Clara ... added 6 rebounds and 6 assists
- Totaled 17 points, 6 assists and 3 steals vs. Idaho State
- Had 16 points, 5 boards, 4 assists, 2 steals, hit 4 3-pointers vs. Colorado
- Posted 15 points and 5 assists vs. Weber State
- Scored 16 points, all in the second half, vs. USC
- Had 15 points, hit 3 of 5 from 3 and added 2 rebounds vs. Valparaiso
- Scored 20 points, hit 3 3-pointers and had 3 steals vs. Princeton

Before BYU

- A four-time 5A Utah state champion (2011, 2012, 2013, 2014) and a 2013 MaxPreps.com National Champion playing for Quincy Lewis at Lone Peak High School
- Posted career totals of 1,896 points (18.4 ppg) and 264 3s
- As a senior in 2013-14 averaged 25.2 points, 3.5 rebounds, 5.2 assists and 1.8 steals and hit 95 3s while leading Lone Peak to a 23-3, 11-1 record in region play
- Named the 2014 Mr. Basketball by the Deseret News and the 2014 Utah Gatorade Player of the Year
- Received first-team all-state honors from the Deseret News and the Salt Lake Tribune
- Named the 2014 Valley Player of the Year by the Daily Herald

- Earned 2014 5A Tournament MVP honors
- As a junior in 2012-13 averaged 17.1 points, 3.4 rebounds, 4.6 assists, 1.9 steals and hit 64 3s as Lone Peak finished 26-1 overall and 10-0 in region play
- Named the 2012-13 5A MVP by the Deseret News, first-team all-state by the Salt Lake Tribune and All-Valley Offensive MVP by the Daily Herald
- As a sophomore in 2011-12 averaged 17.4 points, 4.6 rebounds, 1.9 assists and 1.5 steals and hit 59 3s as Lone Peak finished 22-3 overall and 9-1 in region play
- Named first-team all-state by the Deseret News and the Salt Lake Tribune and All-Valley by the Daily Herald
- Named the 2012 5A Tournament MVP
- As a freshman in 2010-11 averaged 13.8 points and hit 46 3s as Lone Peak finished 24-1 overall and 12-0 in region play
- Competed in the NBPA Top 100 camp during the summer of 2013
- National overall recruiting rankings: 67th by ESPN, 57th by Scout, 70th by Rivals

Personal

- Wife's name is Lauren
- Parents are Marty and Tiffanie Haws
- Brother Tyler (2009-10, 12-15) is BYU's all-time leading scorer with 2,720 career points
- His father Marty Haws played for BYU from 1986-90 and earned All-WAC honors
- Served a mission for The Church of Jesus Christ of Latter-day Saints in France

2016-17 GAME-BY-GAME

Opponent	Date	GS	Min	FG	FGA	Pct	3FG	FGA	Pct	FT	FTA	Pct	Off	Def	TR	Avg	PF	FO	A	TO	Blk	Stl	Pts	Avg
Princeton	11/14/16	*	35	5	11	.455	3	6	.500	7	8	.875	1	1	2	2.0	4	0	1	1	0	3	20	20.0
Coppin State	11/17/16	*	22	4	8	.500	3	7	.429	0	0	.000	0	5	5	3.5	2	0	1	2	0	1	11	15.5
Coastal Carolina	11/19/16	*	29	3	12	.250	1	3	.333	1	2	.500	0	4	4	3.7	1	0	5	2	0	0	8	13.0
vs. Saint Louis	11/21/16	*	34	3	9	.333	2	5	.400	1	2	.500	1	2	3	3.5	1	0	3	5	0	2	9	12.0
vs. Valparaiso	11/23/16	*	26	6	10	.600	3	5	.600	0	0	.000	0	2	2	3.2	3	0	0	1	0	0	15	12.6
Utah Valley	11/26/16	*	29	1	10	.100	0	4	.000	4	5	.800	0	2	2	3.0	3	0	7	0	0	1	6	11.5
vs. Utah State	11/30/16	*	30	2	8	.250	0	4	.000	2	2	1.000	2	2	4	3.1	0	0	1	0	0	1	6	10.7
vs. USC	12/03/16	*	26	6	14	.429	1	4	.250	3	4	.750	0	0	0	2.8	3	0	1	4	0	4	16	11.4
Weber State	12/07/16	*	37	5	10	.500	2	5	.400	3	3	1.000	1	1	2	2.7	3	0	5	3	0	0	15	11.8
Colorado	12/10/16	*	36	5	9	.556	4	5	.800	2	3	.667	0	5	5	2.9	3	0	4	4	0	2	16	12.2
vs. Illinois	12/17/16	*	33	4	12	.333	1	7	.143	1	1	1.000	0	6	6	3.2	1	0	5	3	0	3	10	12.0
Idaho State	12/20/16	*	31	5	9	.556	3	7	.429	4	5	.800	0	2	2	3.1	1	0	6	1	0	3	17	12.4
CSU Bakersfield	12/22/16	*	37	4	8	.500	2	5	.400	4	4	1.000	0	3	3	3.1	1	0	5	3	0	0	14	12.5
Santa Clara	12/29/16	*	29	5	6	.833	3	3	1.000	4	6	.667	0	6	6	3.3	1	0	6	5	0	0	17	12.9
at Loyola Marymount	12/31/16	*	36	8	13	.615	4	8	.500	0	0	.000	0	1	1	3.1	3	0	4	1	0	0	20	13.3
at Saint Mary's	01/05/17	*	31	3	10	.300	0	2	.000	1	1	1.000	1	2	3	3.1	0	0	1	0	0	0	7	12.9
Pacific	01/07/17	*	25	4	10	.400	3	7	.429	4	4	1.000	0	7	7	3.4	1	0	3	0	0	0	15	13.1
San Francisco	01/12/17																							
at San Diego	01/14/17																							
Pepperdine	01/19/17																							
at Pacific	01/21/17																							
at Santa Clara	01/26/17																							
Loyola Marymount	01/28/17																							
Gonzaga	02/02/17																							
Portland	02/04/17																							
at Pepperdine	02/09/17																							
at San Francisco	02/11/17																							
San Diego	02/16/17																							
Saint Mary's	02/18/17																							
at Portland	02/23/17																							
at Gonzaga	02/25/17																							
Totals			17	526	73	.432	35	87	.402	41	50	.820	6	51	57	3.4	31	0	58	35	0	20	222	13.1

CAREER STATISTICS (ALL GAMES)

Year	GP	GS	Min	Avg	FG	FGA	Pct	3FG	FGA	Pct	FT	FTA	Pct	Off	Def	TR	Avg	PF	FO	A	TO	Blk	Stl	Pts	Avg
2016-17	17	17	526	30.9	73	169	.432	35	87	.402	41	50	.820	6	51	57	3.4	31	0	58	35	0	20	222	13.1
TOTAL	17	17	526	30.9	73	169	.432	35	87	.402	41	50	.820	6	51	57	3.4	31	0	58	35	0	20	222	13.1

CAREER STATISTICS (CONFERENCE GAMES)

Year	GP	GS	Min	Avg	FG	FGA	Pct	3FG	FGA	Pct	FT	FTA	Pct	Off	Def	TR	Avg	PF	FO	A	TO	Blk	Stl	Pts	Avg
2016-17	4	4	121	30.3	20	39	.513	10	20	.500	9	11	.818	1	16	17	4.3	5	0	14	6	0	0	59	14.8
TOTAL	4	4	121	30.3	20	39	.513	10	20	.500	9	11	.818	1	16	17	4.3	5	0	14	6	0	0	59	14.8

#31 • BRAIDEN SHAW  
6-9 • 210 • SO • FORWARD



EAGLE, IDAHO  
EAGLE HS

2016-17 SEASON — PPG: 2.0 RPG: 2.2 APG: 0.2 BPG: 0.1 SPG: 0.4 FG%: .579 3FG%: .000 FT%: .444

2016-17 • Sophomore

- Had 2 points and a career-best 6 boards vs. Santa Clara
- Scored 4 points and had 1 rebound and 1 assist vs. Idaho State
- Scored a career-best 10 points and had 5 rebounds against Utah State ... shot 4 of 4 from the field and 2 of 2 from the free-throw line
- Scored 4 points on 2 of 2 shooting vs. Utah Valley

Personal

- Wife's name is Morgan
- Parents are Kelly and Launette Shaw
- Has two brothers and two sisters
- Served a mission for The Church of Jesus Christ of Latter-day Saints in Sacramento
- Father Kelly Shaw played for BYU's junior varsity squad in the 1980s

2015-16 • Freshman

- Played in 19 games
- Posted season highs of 3 points (Adams State), 3 rebounds (twice), 1 assist (3 times), 2 steals (San Diego) and 1 block (San Diego)
- Shot 50.0 percent from the field

Before BYU

- Played for Tom Seifert at Eagle High School
- Named second-team 5A All-Southern Idaho by the Idaho Statesman as a senior
- Averaged 15 points, 11 rebounds, 4 assists and 2 blocks as a senior
- Named the top recruit in the state of Idaho in the class of 2013 by ESPN.com
- Named to the 5A All-State Second Team by the Idaho Statesman
- Earned All-Southern Idaho Conference and SIC All-Academic Team honors
- Averaged 14 points and 9 rebounds as a junior at Eagle High School
- Also recruited by Boise State, Utah State and Utah
- Played for Hoop Dreams Idaho travel team coached by Ed Boyce

2016-17 SEASON HIGHS

PTS	10 vs. Utah State – 11/30/16
1st H	8 vs. Utah State – 11/30/16
2nd H	4 vs. Idaho State – 12/20/16
REB	6 vs. Santa Clara – 12/29/16
AST	1 (3x) last at LMU – 12/31/16
STL	2 vs. Pacific – 1/7/17
BLK	1 vs. Pacific – 1/7/17
FGM	4 vs. Utah State – 11/30/16
FGA	4 (2x) last vs. Idaho State – 12/20/16
3PM	–
3PA	–
FTM	3 at LMU – 12/31/16
FTA	6 at LMU – 12/31/16

CAREER HIGHS

PTS	10 vs. Utah State – 11/30/16
1st H	8 vs. Utah State – 11/30/16
2nd H	4 vs. Idaho State – 12/20/16
REB	6 vs. Santa Clara – 12/29/16
AST	1 (6x) last at LMU – 12/31/16
STL	2 (2x) last vs. Pacific – 1/7/17
BLK	1 (2x) last vs. Pacific – 1/7/17
FGM	4 vs. Utah State – 11/30/16
FGA	4 (2x) last vs. Idaho State – 12/20/16
3PM	–
3PA	–
FTM	3 at LMU – 12/31/16
FTA	6 at LMU – 12/31/16

MISCELLANEOUS

	16-17	Career
Double-Figure Points	1 (1-0)	1 (1-0)
20-plus Points	–	–
Double-Figure Reb	–	–
Double-Doubles	–	–
3-plus Steals	–	–
3-plus Blocks	–	–
3-plus 3-point FG	–	–
Scoring Leader	–	–
Rebound Leader	–	–
Assist Leader	–	–

2016-17 GAME-BY-GAME

Opponent	Date	GS	Min	FG	FGA	Pct	3FG	FGA	Pct	FT	FTA	Pct	Off	Def	TR	Avg	PF	FO	A	TO	Blk	Stl	Pts	Avg	
Princeton	11/14/16																								
DNP																									
Coppin State	11/17/16		8	1	1	1.000	0	0	.000	0	0	.000	1	1	2	2.0	2	0	0	1	0	0	2	2.0	
Coastal Carolina	11/19/16		2	0	0	.000	0	0	.000	0	0	.000	0	1	1	1.5	0	0	0	0	0	0	0	1.0	
vs. Saint Louis	11/21/16		2	1	3	.333	0	0	.000	0	0	.000	0	0	0	1.0	0	0	0	0	0	0	2	1.3	
vs. Valparaiso	11/23/16		4	0	0	.000	0	0	.000	2	2	1.000	1	1	2	1.3	0	0	0	0	0	1	2	1.5	
Utah Valley	11/26/16		3	2	2	1.000	0	0	.000	0	0	.000	1	0	1	1.2	0	0	0	0	0	1	4	2.0	
vs. Utah State	11/30/16		14	4	4	1.000	0	0	.000	2	2	1.000	4	1	5	1.8	1	0	1	1	0	0	10	3.3	
vs. USC	12/03/16		9	0	0	.000	0	0	.000	0	2	.000	0	2	2	1.9	2	0	0	0	0	0	0	2.9	
Weber State	12/07/16																								
DNP																									
Colorado	12/10/16		1	0	0	.000	0	0	.000	0	0	.000	0	0	0	1.6	1	0	0	0	0	0	0	2.5	
vs. Illinois	12/17/16		8	0	1	.000	0	0	.000	0	0	.000	1	1	2	1.7	2	0	0	0	0	1	0	2.2	
Idaho State	12/20/16		13	2	4	.500	0	0	.000	0	0	.000	0	1	1	1.6	0	0	1	1	0	0	4	2.4	
CSU Bakersfield	12/22/16		8	0	0	.000	0	0	.000	0	0	.000	1	1	2	1.6	1	0	0	1	0	1	0	2.2	
Santa Clara	12/29/16		16	1	2	.500	0	0	.000	0	2	.000	2	4	6	2.0	3	0	0	0	0	0	2	2.2	
at Loyola Marymount	12/31/16		8	0	0	.000	0	0	.000	3	6	.500	2	4	2	2.2	2	0	1	1	0	0	3	2.2	
at Saint Mary's	01/05/17		7	0	1	.000	0	0	.000	0	0	.000	0	1	1	2.1	0	0	0	0	0	0	0	2.1	
Pacific	01/07/17		12	0	1	.000	0	0	.000	1	4	.250	1	3	4	2.2	3	0	0	0	1	2	1	2.0	
San Francisco	01/12/17																								
at San Diego	01/14/17																								
Pepperdine	01/19/17																								
at Pacific	01/21/17																								
at Santa Clara	01/26/17																								
Loyola Marymount	01/28/17																								
Gonzaga	02/02/17																								
Portland	02/04/17																								
at Pepperdine	02/09/17																								
at San Francisco	02/11/17																								
San Diego	02/16/17																								
Saint Mary's	02/18/17																								
at Portland	02/23/17																								
at Gonzaga	02/25/17																								
Totals			0	115	11	19	.579	0	0	.000	8	18	.444	14	19	33	2.2	17	0	3	5	1	6	30	2.0

CAREER STATISTICS (ALL GAMES)

Year	GP	GS	Min	Avg	FG	FGA	Pct	3FG	FGA	Pct	FT	FTA	Pct	Off	Def	TR	Avg	PF	FO	A	TO	Blk	Stl	Pts	Avg
2015-16	19	0	56	2.9	3	6	.500	0	0	.000	6	12	.500	5	10	15	0.8	9	0	3	3	1	4	12	0.6
2016-17	15	0	115	7.7	11	19	.579	0	0	.000	8	18	.444	14	19	33	2.2	17	0	3	5	1	6	30	2.0
TOTAL	34	0	171	5.0	14	25	.560	0	0	.000	14	30	.467	19	29	48	1.4	26	0	6	8	2	10	42	1.2

CAREER STATISTICS (CONFERENCE GAMES)

Year	GP	GS	Min	Avg	FG	FGA	Pct	3FG	FGA	Pct	FT	FTA	Pct	Off	Def	TR	Avg	PF	FO	A	TO	Blk	Stl	Pts	Avg
2015-16	12	0	30	2.5	2	3	.667	0	0	.000	3	6	.500	5	5	10	0.8	7	0	2	3	1	3	7	0.6
2016-17	4	0	43	10.8	1	4	.250	0	0	.000	4	12	.333	5	10	15	3.8	8	0	1	1	1	2	6	1.5
TOTAL	16	0	73	4.6	3	7	.429	0	0	.000	7	18	.389	10	15	25	1.6	15	0	3	4	2	5	13	0.8



**#40 • JAMAL AYTES**  
6-6 • 235 • JR • FORWARD



SAN DIEGO, CALIFORNIA  
UNLV

**2016-17 SEASON — PPG: 3.3 RPG: 1.5 APG: 0.3 BPG: 0.2 SPG: 0.0 FG%: .576 3FG%: .000 FT%: .733**

**2016-17 • Junior**

- Shot 4 of 4 from the field for 8 points and added 2 rebounds and 1 block vs. Santa Clara
- Scored a career-best 12 points on 4 of 4 shooting from the field and 4 of 4 shooting from the free-throw line and had 5 boards vs. Saint Louis
- Had 4 points and 3 rebounds vs. Coastal Carolina
- Against Coppin State hit 3 of 3 from the field for 7 points
- Saw action in the opener against Princeton

**2015-16 • Sophomore**

- Played in 22 games
- Posted season highs of 11 points (Adams State), 6 rebounds (New Mexico), 1 steal (Santa Clara) and 1 block (Santa Clara)
- Shot 4 of 5 from the field for 8 points and 4 boards at Long Beach State
- Hit 5 of 7 from the field for 11 points against Adams State
- At the Diamond Head Classic averaged 7.0 points and shot 9 of 15 from the field

**In 2014-15 • Redshirt**

- Missed the season due to an ankle injury

**In 2013-14 • Freshman/Transfer**

- Played the fall semester at UNLV
- Transferred to BYU in January 2014 and sat out the rest of the season due to NCAA transfer rules

- Played for Joedy Gardner at JSerra Catholic High School in San Juan Capistrano, Calif.
- As a senior, averaged 17 points and 10 rebounds
- Named to the All-CIF Southern Division 4AA Team
- Ranked No. 66 nationally among power forwards by ESPN.com in the class of 2013
- Played AAU ball for the Dream Vision, coached by Clayton Williams
- Named MVP at the adidas Exclusive Run
- Played for UNLV in the fall of 2013 and averaged 2.8 points in 9.3 minutes

**Personal**

- Son of Franklin and Jacqueline Aytes
- Has six siblings: Franklin, Candace, Bianca, Rashaun, Malik and Jazzele

**2016-17 SEASON HIGHS**

PTS	12 vs. Saint Louis – 11/19/16
1st H	8 vs. Santa Clara – 12/29/16
2nd H	6 vs. Saint Louis – 11/19/16
REB	5 vs. Saint Louis – 11/19/16
AST	2 vs. Weber State – 12/7/16
STL	–
BLK	1 (3x) last vs. Santa Clara – 12/29/16
FGM	4 (2x) last vs. Santa Clara – 12/29/16
FGA	4 (3x) last vs. Santa Clara – 12/29/16
3PM	–
3PA	–
FTM	4 vs. Saint Louis – 11/19/16
FTA	4 (2x) last vs. Valparaiso – 11/23/16

**CAREER HIGHS**

PTS	11 vs. ASU – 11/20/15
1st H	8 vs. Santa Clara – 12/29/16
2nd H	9 vs. ASU – 11/20/15
REB	6 vs. New Mexico – 12/23/15
AST	2 vs. Weber State – 12/7/16
STL	1 vs. Santa Clara – 01/07/16
BLK	1 (4x) last vs. Santa Clara – 12/29/16
FGM	5 vs. ASU – 11/20/15
FGA	7 vs. ASU – 11/20/15
3PM	–
3PA	–
FTM	4 vs. Saint Louis – 11/19/16
FTA	4 (4x) last vs. Valparaiso – 11/23/16

**MISCELLANEOUS**

	16-17	Career
Double-Figure Points	1 (1-0)	2 (2-0)
20-plus Points	–	–
Double-Figure Reb	–	–
Double-Doubles	–	–
3-plus Steals	–	–
3-plus Blocks	–	–
3-plus 3-point FG	–	–
Scoring Leader	–	–
Rebound Leader	–	1 (1-0)
Assist Leader	–	–

**Before BYU**

**2016-17 GAME-BY-GAME**

Opponent	Date	GS	Min	FG	FGA	Pct	3FG	FGA	Pct	FT	FTA	Pct	Off	Def	TR	Avg	PF	FO	A	TO	Blk	Stl	Pts	Avg	
Princeton	11/14/16		0	0	0	.000	0	0	.000	0	0	.000	0	1	1	1.0	0	0	0	0	0	0	0	0.0	
Coppin State	11/17/16		11	3	3	1.000	0	0	.000	1	2	.500	2	0	2	1.5	4	0	0	1	1	0	7	3.5	
Coastal Carolina	11/19/16		11	2	3	.667	0	0	.000	0	0	.000	1	2	3	2.0	1	0	0	0	0	0	4	3.7	
vs. Saint Louis	11/21/16		13	4	4	1.000	0	0	.000	4	4	1.000	1	4	5	2.8	2	0	1	1	0	0	12	5.8	
vs. Valparaiso	11/23/16		10	1	2	.500	0	0	.000	3	4	.750	1	0	1	2.4	0	0	0	0	0	0	5	5.6	
Utah Valley	11/26/16		5	0	2	.000	0	0	.000	0	0	.000	0	1	1	2.2	2	0	1	0	0	0	0	4.7	
vs. Utah State	11/30/16		10	1	3	.333	0	0	.000	0	0	.000	2	1	3	2.3	2	0	1	0	0	0	2	4.3	
vs. USC	12/03/16		7	1	1	1.000	0	0	.000	0	0	.000	0	1	1	2.1	2	0	0	0	0	0	2	4.0	
Weber State	12/07/16		6	1	2	.500	0	0	.000	0	0	.000	1	0	1	2.0	0	0	2	1	0	0	2	3.8	
Colorado	12/10/16		3	0	0	.000	0	0	.000	0	0	.000	0	1	1	1.9	1	0	0	1	0	0	0	3.4	
vs. Illinois	12/17/16		7	0	1	.000	0	0	.000	1	2	.500	0	0	0	1.7	1	0	0	1	0	0	1	3.2	
Idaho State	12/20/16		6	1	4	.250	0	0	.000	2	2	1.000	0	0	0	1.6	1	0	0	0	0	0	4	3.3	
CSU Bakersfield	12/22/16		13	1	2	.500	0	0	.000	0	0	.000	0	2	2	1.6	2	0	0	0	1	0	2	3.2	
Santa Clara	12/29/16		10	4	4	1.000	0	0	.000	0	1	.000	1	1	2	1.6	2	0	0	1	1	0	8	3.5	
at Loyola Marymount	12/31/16		3	0	2	.000	0	0	.000	0	0	.000	0	0	0	1.5	0	0	0	0	0	0	0	3.3	
at Saint Mary's	01/05/17																								
Pacific	01/07/17																								
San Francisco	01/12/17																								
at San Diego	01/14/17																								
Pepperdine	01/19/17																								
at Pacific	01/21/17																								
at Santa Clara	01/26/17																								
Loyola Marymount	01/28/17																								
Gonzaga	02/02/17																								
Portland	02/04/17																								
at Pepperdine	02/09/17																								
at San Francisco	02/11/17																								
San Diego	02/16/17																								
Saint Mary's	02/18/17																								
at Portland	02/23/17																								
at Gonzaga	02/25/17																								
Totals			0	115	19	33	.576	0	0	.000	11	15	.733	9	14	23	1.5	20	0	5	6	3	0	49	3.3

**CAREER STATISTICS (ALL GAMES)**

Year	GP	GS	Min	Avg	FG	FGA	Pct	3FG	FGA	Pct	FT	FTA	Pct	Off	Def	TR	Avg	PF	FO	A	TO	Blk	Stl	Pts	Avg
2015-16	22	0	186	8.5	28	52	.538	0	0	.000	11	22	.500	11	24	35	1.6	29	0	3	16	1	1	67	3.0
2016-17	15	0	115	7.7	19	33	.576	0	0	.000	11	15	.733	9	14	23	1.5	20	0	5	6	3	0	49	3.3
TOTAL	37	0	301	8.1	47	85	.553	0	0	.000	22	37	.595	20	38	58	1.6	49	0	8	22	4	1	116	3.1

**CAREER STATISTICS (CONFERENCE GAMES)**

Year	GP	GS	Min	Avg	FG	FGA	Pct	3FG	FGA	Pct	FT	FTA	Pct	Off	Def	TR	Avg	PF	FO	A	TO	Blk	Stl	Pts	Avg
2015-16	13	0	67	5.2	8	22	.364	0	0	.000	4	7	.571	6	13	19	1.5	9	0	1	9	1	1	20	1.5
2016-17	2	0	13	6.5	4	6	.667	0	0	.000	0	1	.000	1	1	2	1.0	2	0	0	1	1	0	8	4.0
TOTAL	15	0	80	5.3	12	28	.429	0	0	.000	4	8	.500	7	14	21	1.4	11	0	1	10	2	1	28	1.9

#44 • CORBIN KAUFUSI  
6-10 • 260 • JR • CENTER



PROVO, UTAH  
TIMPVIEW HS

2016-17 SEASON — PPG: 0.0 RPG: 0.5 APG: 0.0 BPG: 0.0 SPG: 0.0 FG%: .000 3FG%: .000 FT%: .000

2016-17 • Junior

- Played on the defensive line on the BYU football team
- Made his basketball debut against Santa Clara

- Scored a career-best 9 points and added 6 rebounds vs. Portland in the WCC tournament
- Had 3-plus blocks 3 times and led the team in rebounds once

2015-16 • Sophomore

- Named the Best Conditioned Post Player at the team banquet
- Played in 36 games and started 23
- Posted season highs of 17 points (Long Beach State), 10 rebounds (twice), 2 assists (San Diego), 2 steals (twice) and 4 blocks (twice)
- Had the 4th highest field goal percentage in a single season at BYU
- Scored in double figures 7 times, had double digit rebounds twice and had 2 double-doubles
- Had 3-plus blocks 4 times
- Led the team in scoring once and rebounds twice
- Had a double-double at Long Beach State with 17 points, 10 rebounds and 3 blocks
- Had a streak of 3-straight games with double figure scoring

Before BYU

- Coached by Perry Wildeboer at Timpview High School
- As a junior averaged 11.6 points while helping Timpview to a record of 19-6
- As a sophomore helped Timpview win the 4A state title and finish with a record of 19-7
- Played in the 2011 All-Valley Basketball All-Star Classic
- Played football and helped Timpview win state titles in 2008 and 2009
- Second-team all-state in football in 2011
- A member of the National Honor Society and a four-year academic honoree
- Also recruited by Stanford to play football

In 2014-15 • Freshman

- Played in 34 games and started the final 13 of the season
- Posted season highs of 9 points (Portland), 9 rebounds (Gonzaga), 1 assist (3 times), 2 steals (3 times) and 4 blocks (Saint Mary's)
- Had the 3rd-most blocks by a BYU freshman with 34 and the fifth-best blocks per game average by a BYU freshman at 1.0
- Totaled 8 points, 6 rebounds and 2 blocks vs. Chaminade
- Posted 7 points, 6 rebounds, 3 blocks and 2 steals at Gonzaga
- Had 7 points, 7 boards, 1 assist, 2 blocks and 2 steals vs. Santa Clara in the WCC tournament

Personal

- Also plays on the defensive line for the BYU football team
- Parents are Steve (an assistant coach on the BYU football team) and Michelle and has four siblings
- Brother Bronson played football (2012-15) at BYU and played basketball for the Cougars in 2012-13
- Bronson currently plays for the Baltimore Ravens in the NFL
- Served a two-year mission for The Church of Jesus Christ of Latter-day Saints in South Korea
- An Eagle Scout

2016-17 SEASON HIGHS

PTS	—
1st H	—
2nd H	—
REB	2 vs. Pacific — 1/7/17
AST	—
STL	—
BLK	—
FGM	—
FGA	1 vs. Santa Clara — 12/29/16
3PM	—
3PA	—
FTM	—
FTA	—

CAREER

PTS	17 at LBSU — 11/16/15
1st H	9 (2x) last vs. MVSU — 11/25/15
2nd H	9 at Santa Clara — 02/13/16
REB	10 (2x) last at San Francisco — 02/11/16
AST	1 (10x) last at Santa Clara — 02/13/16
STL	2 (5x) last vs. Gonzaga — 03/07/16
BLK	4 (3x) last vs. MVSU — 11/25/15
FGM	7 (2x) last vs. ASU — 11/20/15
FGA	10 at LBSU — 11/16/15
3PM	—
3PA	—
FTM	8 vs. Pepperdine — 01/30/16
FTA	10 (2x) last at San Francisco — 02/11/16

MISCELLANEOUS

	16-17	Career
Double-Figure Points	—	7 (6-1)
20-plus Points	—	—
Double-Figure Reb	—	2 (1-1)
Double-Doubles	—	2 (1-1)
3-plus Steals	—	—
3-plus Blocks	—	7 (6-1)
3-plus 3-point FG	—	—
Scoring Leader	—	1 (0-1)
Rebound Leader	—	3 (1-2)
Assist Leader	—	—

2016-17 GAME-BY-GAME

Opponent	Date	GS	Min	FG	FGA	Pct	3FG	FGA	Pct	FT	FTA	Pct	Off	Def	TR	Avg	PF	FO	A	TO	Blk	Stl	Pts	Avg
Princeton	11/14/16																							DNP
Coppin State	11/17/16																							DNP
Coastal Carolina	11/19/16																							DNP
vs. Saint Louis	11/21/16																							DNP
vs. Valparaiso	11/23/16																							DNP
Utah Valley	11/26/16																							DNP
vs. Utah State	11/30/16																							DNP
vs. USC	12/03/16																							DNP
Weber State	12/07/16																							DNP
Colorado	12/10/16																							DNP
vs. Illinois	12/17/16																							DNP
Idaho State	12/20/16																							DNP
CSU Bakersfield	12/22/16																							DNP
Santa Clara	12/29/16		4	0	1	.000	0	0	.000	0	0	.000	0	0	0	0.0	2	0	0	0	0	0	0	0.0
at Loyola Marymount	12/31/16		1	0	0	.000	0	0	.000	0	0	.000	0	0	0	0.0	0	0	0	0	0	0	0	0.0
at Saint Mary's	01/05/17		5	0	0	.000	0	0	.000	0	0	.000	0	0	0	0.0	0	0	0	0	0	0	0	0.0
Pacific	01/07/17		7	0	1	.000	0	0	.000	0	1	.000	0	2	2	0.5	2	0	0	3	0	0	0	0.0
San Francisco	01/12/17																							
at San Diego	01/14/17																							
Pepperdine	01/19/17																							
at Pacific	01/21/17																							
at Santa Clara	01/26/17																							
Loyola Marymount	01/28/17																							
Gonzaga	02/02/17																							
Portland	02/04/17																							
at Pepperdine	02/09/17																							
at San Francisco	02/11/17																							
San Diego	02/16/17																							
Saint Mary's	02/18/17																							
at Portland	02/23/17																							
at Gonzaga	02/25/17																							
Totals			0	17	0	2	.000	0	0	.000	0	1	.000	0	2	2	0.5	4	0	0	3	0	0	0.0

CAREER STATISTICS (ALL GAMES)

Year	GP	GS	Min	Avg	FG	FGA	Pct	3FG	FGA	Pct	FT	FTA	Pct	Off	Def	TR	Avg	PF	FO	A	TO	Blk	Stl	Pts	Avg
2014-15	34	13	560	16.5	36	64	.563	0	0	.000	43	70	.614	57	76	133	3.9	117	5	3	34	34	11	115	3.4
2015-16	36	23	579	16.1	79	129	.612	0	0	.000	47	79	.595	62	99	161	4.5	98	3	10	37	42	13	205	5.7
2016-17	4	0	17	4.3	0	2	.000	0	0	.000	0	1	.000	0	2	2	0.5	4	0	0	3	0	0	0	0.0
TOTAL	74	36	1156	15.6	115	195	.590	0	0	.000	90	150	.600	119	177	296	4.0	219	8	13	74	76	24	320	4.3

CAREER STATISTICS (CONFERENCE GAMES)

Year	GP	GS	Min	Avg	FG	FGA	Pct	3FG	FGA	Pct	FT	FTA	Pct	Off	Def	TR	Avg	PF	FO	A	TO	Blk	Stl	Pts	Avg
2014-15	18	9	319	17.7	18	32	.563	0	0	.000	16	28	.571	29	41	70	3.9	69	4	1	12	24	4	52	2.9
2015-16	18	6	262	14.6	29	47	.617	0	0	.000	30	47	.638	30	54	84	4.7	45	0	4	14	17	3	88	4.9
2016-17	4	0	17	4.3	0	2	.000	0	0	.000	0	1	.000	0	2	2	0.5	4	0	0	3	0	0	0	0.0
TOTAL	40	15	598	15.0	47	81	.580	0	0	.000	46	76	.605	59	97	156	3.9	118	4	5	29	41	7	140	3.5

**5 players scored in double figures**

01/07/17 vs. Pacific, Elijah Bryant 17, Eric Mika 17, TJ Haws 15, Yoeli Childs 14, Nick Emery 12

**6 players scored in double figures**

02/25/16 vs. Portland, Fischer 21, Emery 18, Collinsworth 14, Chatman 13, Davis 11, Seljaas 10

**No players scored in double figures**

02/21/05 at Air Force, 39-70 L

**One player recorded a double-double**

01/07/17 vs. Pacific  
Eric Mika, 17 points, 10 rebounds

**Two players recorded a double-double**

12/22/16 vs. CSU Bakersfield  
Eric Mika, 13 points, 10 rebounds  
Yoeli Childs, 19 points, 12 rebounds

**One player recorded a triple-double**

03/16/16 vs. UAB  
Kyle Collinsworth, 19 points, 10 rebounds, 12 assists

**Two double-digit rebounders**

12/22/16 vs. CSU Bakersfield  
Eric Mika 10, Yoeli Childs 12

**Six players had 5 or more rebounds**

11/30/16 vs. Utah State, Childs 12, Rose 9, Mika 7, Emery 6, Guinn 6, Shaw 5

**Five players had 6 or more rebounds**

12/29/16 vs. Santa Clara, Mika 9, Rose 9, Childs 7, Haws 6, Shaw 6

**Four players had 9 or more rebounds**

12/30/06 vs. Seton Hall, Cummarard-12, Plaisted-9  
Young-9, Ainge-9

**Two players fouled out**

11/26/16 vs. Utah Valley  
Kyle Davis, L.J. Rose

**Three or more players fouled out**

01/03/09 vs. Wake Forest  
Chris Miles, Gavin MacGregor, Charles Abouo

**A BYU player received a technical foul**

12/29/16 vs. Santa Clara, Nick Emery

**An opponent player received a technical foul**

11/26/16 vs. Utah Valley, Brandon Randolph

**BYU coach received a technical foul**

03/10/15 vs. Gonzaga, Dave Rose

**An opponent coach received a technical foul**

01/29/15 vs. San Francisco, Rex Walters

**A BYU player ejected from a game**

12/02/15 at Utah, Nick Emery (flagrant 2 foul)

**An opponent player ejected from a game**

02/01/14 vs. Saint Mary's, Garrett Jackson (flagrant 2 foul)

**A coach ejected from the game**

11/30/05 vs. Lamar (at Delta Center)  
Lamar coach Billy Tubbs (2 technical fouls)

**AT LEAST two players scored 20+ points**

11/26/16 vs. Utah Valley, Emery 37, Mika 22

**Three players scored 20+ points**

01/09/16 vs. San Francisco, Fischer 25, Emery 21, Seljaas 20

**Four players scored 20+ points**

01/13/79 vs. New Mexico, D. Ainge-27, Scott Runia-25, Devin Durrant-20, Alan Taylor-20

**Two players scored 25+ points**

11/28/15 vs. Belmont, Emery 27, Collinsworth 26

**A player scored 30+ points**

11/26/16 vs. Utah Valley, Nick Emery 37

**A player scored 40+ points**

12/23/15 vs. New Mexico, Chase Fischer 41

**A player attempted 20 or more field goals**

11/26/16 vs. Utah Valley, Nick Emery 28

**A player had 5 or more steals**

01/05/17 at Saint Mary's, Nick Emery 5

**A player had double-digit assists**

03/18/16 vs. Virginia Tech, Kyle Collinsworth 10

**A player made double-digit free throws**

12/07/16 vs. Weber State, Eric Mika (10-15)

**A player shot 100% at the free throw line (min. 8 atts)**

02/06/16 vs. Pacific, Chase Fischer (14-14)

**A player shot 100% from the floor (min. 5 atts)**

11/26/16 vs. Utah Valley, Eric Mika (8-8)

**A player shot 100% on threes (min. 3 atts)**

11/23/16 vs. Valparaiso, Davin Guinn (3-3)

**Did not make a three**

03/08/14 vs. Loyola Marymount (0-12)

**Last time opponent did not make a three**

02/20/16 vs. San Diego (0-20)

**BYU had six or fewer turnovers**

01/05/17 at Saint Mary's, 3

**BYU committed 25-plus turnovers**

12/15/07 vs. Pepperdine, 86-67 W (29)

**BYU committed 11 or less team fouls in a game**

11/19/16 vs. Virginia Tech

**BYU scored 90 points**

11/26/16 vs. Utah Valley, 101

**BYU scored 100 points**

11/26/16 vs. Utah Valley, 101

**BYU scored 110 points**

02/11/16 at San Francisco, 114

**BYU scored less than 50 points in a game**

1/15/08 at UNLV 41-70 L

**Held opponent to less than 50 points in a game**

02/20/16 vs. San Diego 91-33 W

**BYU scored less than 40 points in a game**

2/21/05 at Air Force 39-70 L

**Held opponent to less than 40 points in a game**

02/20/16 vs. San Diego 91-33 W

**Shot 60% from the field**

01/03/15 at San Francisco (.600) 33-55

**Opponent shot 60% from the field**

12/22/05 at Utah State (.600) 36-60

**Shot 70% from the field in a half**

02/20/16 vs. San Diego (.714) 20-28

**Did not miss a 2-point FG attempt in a half**

02/23/04 vs. Air Force, 13-13 inside the arc, (14-17, .824 overall)

**Shot less than 30% from the field**

02/21/05 at Air Force, (.280), 14-50

**Shot 100% from the free throw line**

11/26/11 vs. Wisconsin (11-11)

**Shot 90% from the free throw line (at least 10 attempts)**

12/25/15 vs. Northern Iowa, (.905), 19-21

**Shot less than 50% from the free throw line**

11/16/15 at Long Beach State, (.381), 8-21

**Shot 60% on 3-pointers**

02/11/16 at San Francisco (.630), 17-27

**Shot 70% on 3-pointers**

12/11/13 vs. Prairie View A&M (.714), 10-14

**Opponent scored less than 20 points in the 1st half**

02/20/16 vs. San Diego, 11 (39-11, 91-33 W)

**Opponent scored less than 20 points in the 2nd half**

01/10/13 vs. Pepperdine, 16 (46-16, 76-51 W)

**BYU scored less than 20 points in the 1st half**

02/21/05 at Air Force, 13 (BYU trailed 13-37)

**BYU scored less than 20 points in the 2nd half**

01/15/00 vs. Utah, 19

**Opponent scored 50 or more points in a half**

12/3/16 vs. USC (52, second half)

**BYU scored 50 or more points in the first half**

11/26/16 vs. Utah Valley, 52

**BYU scored 50 or more points in the second half**

12/3/16 vs. USC, 52

**BYU scored 60 or more points in the first half**

11/25/14 vs. Chaminade, 66

**BYU scored 60 or more points in the second half**

12/2/14 at Utah State, 60

**Won by 60 or more points (largest margin ever)**

12/22/06 vs. W. Oregon (62) 102-40

**Won by 50 or more points**

02/20/16 vs. San Diego (58) 91-33

**Won by 40 or more points**

02/20/16 vs. San Diego (58) 91-33

**Won by 30 or more points**

11/21/16 vs. Saint Louis (30) 92-62

**Won by 25 or more points**

12/20/16 vs. Idaho State (26) 84-58

**Lost by 35-plus points**

11/22/04 vs. North Carolina (36) 86-50

**Lost by 30-plus points**

2/21/05 at Air Force (31) 39-70

**Lost by 25-plus points**

01/15/08 at UNLV (29) 70-41

**Played an overtime game**

12/22/15 vs. Harvard, 82-85 L (OT)

**Won in single overtime**

12/23/14 vs. UMass, 77-71 W (OT)

**Lost in overtime**

12/22/15 vs. Harvard, 82-85 L (OT)

**Played a double OT game**

11/24/14 vs. San Diego State, 87-92 L (2OT)

**Played a triple OT game**

01/23/14 at Portland, 114-110 L (3OT)

**Won 15-straight games**

2009-10 (15)

**Won 10-straight games**

2010-11 (10)

**Lost 3-straight games**

2013-14 @ Oregon, @ LMU, @ Pepperdine

**Lost 4-straight games**

2013-14 @ Utah, @ Oregon, @ LMU, @ Pepperdine

**Lost 5-straight games**

2004-05 @ UNM, @ AFA, @ Utah, UNLV, vs. UNM (at MWC)

**Lost 9-straight games**

1997-98

**Lost 10-straight games**

1996-97 (21) - school record

**Played an NCAA tournament game**

03/20/14 vs. Oregon-NCAA 2nd Round, 68-87

**Won an NCAA tournament game**

03/13/12 vs. Iona-NCAA 1st Round, 78-72

**Won two NCAA tournament games**

1980-81 Princeton 60-51, UCLA 78-55, Notre Dame 51-50, then lost to Virginia 60-74  
2010-11 Wofford 74-66, Gonzaga 89-67

**Won three NCAA Tournament games**

1980-81 Princeton 60-51, UCLA 78-55, Notre Dame 51-50, then lost to Virginia 60-74

**Played in the NIT**

03/29/16 vs. Valparaiso, 70-72 L

**Won an NIT game**

03/22/16 vs. Creighton, 88-82 W

**Won two NIT games**

2015-16 UAB 97-79, Virginia Tech 80-77, Creighton 88-82

**Won three NIT games**

2015-16 Advanced to NIT semifinals  
2012-13 Advanced to NIT semifinals  
1965-66 NIT CHAMPIONS  
1950-51 NIT CHAMPIONS

**Won a conference tournament**

2000-01

**Won a regular season conference title**

2010-11

**Won a conference regular season outright**

2007-08

**Defeated a ranked team**

02/04/16 vs. Saint Mary's (rv/25), 70-59

**Defeated a ranked team at home**

02/04/16 vs. Saint Mary's (rv/25), 70-59

**Defeated a ranked team on the road**

01/15/16 at Gonzaga (25/21), 69-68

**Was ranked in the top 25 AP Poll**

03/14/11 Ranked 10th

**Was ranked in the top 25 Coaches Poll**

03/29/11 Ranked 13th

**Finished season ranked in the top 25 polls**

2010-11 10th (AP), 13th (Coaches)

Official Basketball Box Score -- Game Totals -- Final Statistics
Princeton vs BYU
11/14/16 8:01 p.m. at Provo, Utah, Marriott Center

Princeton 73 • 0-1

Table with columns: #, Player, Total FG-FGA, 3-Ptr FG-FGA, FT-FTA, Rebounds (Off, Def, Tot), PF, TP, A TO Blk Stl, Min. Lists stats for 35 players and team totals.

FG % 1st Half: 13-36 36.1% 2nd half: 14-36 38.9% Game: 27-72 37.5%
3FG % 1st Half: 6-21 28.6% 2nd half: 4-14 28.6% Game: 10-35 28.6%
FT % 1st Half: 3-4 75.0% 2nd half: 6-8 75.0% Game: 9-15 60.0%

BYU 82 • 1-0

Table with columns: #, Player, Total FG-FGA, 3-Ptr FG-FGA, FT-FTA, Rebounds (Off, Def, Tot), PF, TP, A TO Blk Stl, Min. Lists stats for 24 players and team totals.

FG % 1st Half: 13-28 46.4% 2nd half: 11-32 34.4% Game: 24-60 40.0%
3FG % 1st Half: 2-11 18.2% 2nd half: 2-5 40.0% Game: 4-16 25.0%
FT % 1st Half: 16-18 88.9% 2nd half: 14-23 60.9% Game: 30-41 73.2%

Officials: Michael Irving, Gregory Nixon, Jimmy Casas
Technical fouls: Princeton-None. BYU-None.
Attendance: 15926

Score by periods table with columns: #, 1st, 2nd, Total. Shows scores for Princeton (35, 38, 73) and BYU (44, 38, 82).

Official Basketball Box Score -- Game Totals -- Final Statistics
Coppin State vs BYU
11/17/16 7:05 p.m. at Provo, Utah, Marriott Center

Coppin State 59 • 0-4, 0-0

Table with columns: #, Player, Total FG-FGA, 3-Ptr FG-FGA, FT-FTA, Rebounds (Off, Def, Tot), PF, TP, A TO Blk Stl, Min. Lists stats for 35 players and team totals.

FG % 1st Half: 13-43 30.2% 2nd half: 8-38 21.1% Game: 21-81 25.9%
3FG % 1st Half: 3-14 21.4% 2nd half: 2-15 13.3% Game: 5-29 17.2%
FT % 1st Half: 3-8 37.5% 2nd half: 9-16 56.3% Game: 12-24 50.0%

BYU 96 • 2-0, 0-0

Table with columns: #, Player, Total FG-FGA, 3-Ptr FG-FGA, FT-FTA, Rebounds (Off, Def, Tot), PF, TP, A TO Blk Stl, Min. Lists stats for 40 players and team totals.

FG % 1st Half: 16-33 48.5% 2nd half: 18-32 56.3% Game: 34-65 52.3%
3FG % 1st Half: 4-15 26.7% 2nd half: 5-12 41.7% Game: 9-27 33.3%
FT % 1st Half: 12-14 85.7% 2nd half: 7-9 77.8% Game: 19-23 82.6%

Officials: Frank Harvey III, Kelly Pfeifer, Jim Schipper
Technical fouls: Coppin State-None. BYU-None.
Attendance: 12444

Score by periods table with columns: #, 1st, 2nd, Total. Shows scores for Coppin State (32, 27, 59) and BYU (48, 48, 96).

Last FG - CSUM 2nd-01:09, BYU 2nd-02:34.
Largest lead - CSUM None, BYU by 42 2nd-02:34.
CSUM led for 00:00, BYU led for 39:16. Game was tied for 00:44.

Score tied - 0 times.
Lead changed - 0 times.

Official Basketball Box Score -- Game Totals -- Final Statistics
Coastal Carolina vs BYU
11/19/16 7:35 p.m. at Provo, Utah, Marriott Center

Coastal Carolina 65 • 1-3, 0-0

Table with columns: #, Player, Total FG-FGA, 3-Ptr FG-FGA, FT-FTA, Rebounds (Off, Def, Tot), PF, TP, A TO Blk Stl, Min. Lists stats for 31 players and team totals.

FG % 1st Half: 10-38 26.3% 2nd half: 16-38 42.1% Game: 26-76 34.2%
3FG % 1st Half: 1-12 8.3% 2nd half: 4-14 28.6% Game: 5-26 19.2%
FT % 1st Half: 4-7 57.1% 2nd half: 4-9 44.4% Game: 8-16 50.0%

BYU 81 • 3-0, 0-0

Table with columns: #, Player, Total FG-FGA, 3-Ptr FG-FGA, FT-FTA, Rebounds (Off, Def, Tot), PF, TP, A TO Blk Stl, Min. Lists stats for 31 players and team totals.

FG % 1st Half: 16-35 45.7% 2nd half: 17-34 50.0% Game: 33-69 47.8%
3FG % 1st Half: 3-11 27.3% 2nd half: 4-12 33.3% Game: 7-23 30.4%
FT % 1st Half: 5-9 55.6% 2nd half: 3-4 75.0% Game: 8-13 61.5%

Officials: Randy McCall, Kevin Brill, Jeff Wooten
Technical fouls: Coastal Carolina-None. BYU-None.
Attendance: 15003

Score by periods table with columns: #, 1st, 2nd, Total. Shows scores for Coastal Carolina (25, 40, 65) and BYU (40, 41, 81).

Last FG - CCU 2nd-00:14, BYU 2nd-03:31.
Largest lead - CCU None, BYU by 24 2nd-04:17.
CCU led for 00:00, BYU led for 38:57. Game was tied for 01:03.

Score tied - 0 times.
Lead changed - 0 times.

Official Basketball Box Score -- Game Totals -- Final Statistics
BYU vs Saint Louis
11-21-16 6:30 PM at MGM Grand Garden Arena (Las Vegas, NV)

BYU 92 • 4-0

Table with columns: #, Player, Total FG-FGA, 3-Ptr FG-FGA, FT-FTA, Rebounds (Off, Def, Tot), PF, TP, A TO Blk Stl, Min. Lists stats for 31 players and team totals.

FG % 1st Half: 13-28 46.4% 2nd half: 20-37 54.1% Game: 33-65 50.8%
3FG % 1st Half: 2-8 25.0% 2nd half: 1-5 20.0% Game: 3-13 23.1%
FT % 1st Half: 12-15 80.0% 2nd half: 11-12 91.7% Game: 23-27 85.2%

Saint Louis 62 • 2-2

Table with columns: #, Player, Total FG-FGA, 3-Ptr FG-FGA, FT-FTA, Rebounds (Off, Def, Tot), PF, TP, A TO Blk Stl, Min. Lists stats for 25 players and team totals.

FG % 1st Half: 13-39 33.3% 2nd half: 11-30 36.7% Game: 24-69 34.8%
3FG % 1st Half: 4-14 28.6% 2nd half: 3-10 30.0% Game: 7-24 29.2%
FT % 1st Half: 3-5 60.0% 2nd half: 4-12 33.3% Game: 7-17 41.2%

Officials: Tom O'Neill, Kelly Self, Marques Pettigrew
Technical fouls: BYU-None. Saint Louis-None.
Attendance: Men Who Speak Up Main Event - Heavyweight Semifinal 1

Score by periods table with columns: #, 1st, 2nd, Total. Shows scores for BYU (40, 52, 92) and Saint Louis (33, 29, 62).

Last FG - BYU 2nd-00:41, SLU 2nd-04:09.
Largest lead - BYU by 30 2nd-00:41, SLU None.
BYU led for 39:46, SLU led for 00:00. Game was tied for 00:14.

Score tied - 0 times.
Lead changed - 0 times.

Official Basketball Box Score -- Game Totals -- Final Statistics
Valparaiso vs BYU
11/23/16 9:00 PM at MGM Grand Garden Arena (Las Vegas, NV)

Valparaiso 92 • 5-1

Table with columns: # Player, Total FG-FGA, 3-Ptr FG-FGA, FT-FTA, Rebounds Off Def Tot, PF, TP, A TO Blk Stl, Min. Rows include WALKER, Tevonn; HAMMINK, Shane; WILLIAMS, Lexus; ADEKOYA, Jubril; PETERS, Alec; BRADFORD, Micah; JOSEPH, Max; SOROLLA, Jaume; SMITS, Derrick; Team.

FG % 1st Half: 15-33 45.5% 2nd half: 13-31 41.9% Game: 28-64 43.8%
3FG % 1st Half: 4-11 36.4% 2nd half: 5-12 41.7% Game: 9-23 39.1%
FT % 1st Half: 10-12 83.3% 2nd half: 17-22 77.3% Game: 27-34 79.4%

BYU 89 • 4-1

Table with columns: # Player, Total FG-FGA, 3-Ptr FG-FGA, FT-FTA, Rebounds Off Def Tot, PF, TP, A TO Blk Stl, Min. Rows include EMERY, Nick; ROSE, L.J.; MIKA, Eric; DAVIS, Kyle; HAWS, TJ; BRYANT, Elijah; DASTRUP, Payton; CHILDS, Yoeli; GUINN, Davin; SHAW, Braiden; AYTES, Jamal; Team.

FG % 1st Half: 15-35 42.9% 2nd half: 11-25 44.0% Game: 26-60 43.3%
3FG % 1st Half: 5-13 38.5% 2nd half: 5-9 55.6% Game: 10-22 45.5%
FT % 1st Half: 11-13 84.6% 2nd half: 16-19 84.2% Game: 27-32 84.4%

Officials: Gerry Pollard, Kipp Kissinger, Larry Spaulding
Technical fouls: Valparaiso-None. BYU-HAWS, TJ.
Attendance: Men Who Speak Up Main Event - Heavyweight Championship Game

Score by periods table with columns: 1st, 2nd, Total. Rows: Valparaiso (44, 48, 92), BYU (46, 43, 89).

Last FG - VU 2nd-00:13, BYU 2nd-00:41.
Largest lead - VU by 8 2nd-05:29, BYU by 12 1st-11:52.
VU led for 13:40. BYU led for 23:50. Game was tied for 02:30.

Official Basketball Box Score -- Game Totals -- Final Statistics
Utah Valley vs BYU
11/26/16 4:05 p.m. at Provo, Utah, Marriott Center

Utah Valley 114 • 4-1

Table with columns: # Player, Total FG-FGA, 3-Ptr FG-FGA, FT-FTA, Rebounds Off Def Tot, PF, TP, A TO Blk Stl, Min. Rows include Toolson, Conner; Nelson, Zach; Neilson, Isaac; Randolph, Brandon; Ogbe, Kenneth; Schenck, Hayden; Poydras, Jordan; Tahvanainen, Joonas; Young, Ivory; Stutzman, Jared; Babst, Andrew; Team.

FG % 1st Half: 18-34 52.9% 2nd half: 18-34 52.9% Game: 36-68 52.9%
3FG % 1st Half: 12-22 54.5% 2nd half: 6-15 40.0% Game: 18-37 48.6%
FT % 1st Half: 6-6 100.0% 2nd half: 18-26 69.2% Game: 24-32 75.0%

BYU 101 • 4-2

Table with columns: # Player, Total FG-FGA, 3-Ptr FG-FGA, FT-FTA, Rebounds Off Def Tot, PF, TP, A TO Blk Stl, Min. Rows include EMERY, Nick; ROSE, L.J.; MIKA, Eric; DAVIS, Kyle; HAWS, TJ; BEO, Steven; LEIFSON, Colby; DASTRUP, Payton; CHILDS, Yoeli; GUINN, Davin; SHAW, Braiden; AYTES, Jamal; Team.

FG % 1st Half: 19-36 52.8% 2nd half: 18-42 42.9% Game: 37-78 47.4%
3FG % 1st Half: 4-12 33.3% 2nd half: 2-9 22.2% Game: 6-21 28.6%
FT % 1st Half: 10-16 62.5% 2nd half: 11-14 78.6% Game: 21-30 70.0%

Officials: Chris Rastatter, Winston Smith, Tom O'Neill
Technical fouls: Utah Valley-Randolph, Brandon. BYU-None.
Attendance: 16003

Score by periods table with columns: 1st, 2nd, Total. Rows: Utah Valley (54, 60, 114), BYU (52, 49, 101).

Last FG - UVU 2nd-00:48, BYU 2nd-00:36.
Largest lead - UVU by 16 2nd-04:14, BYU by 5 1st-17:13.
UVU led for 34:08. BYU led for 04:47. Game was tied for 01:05.

Official Basketball Box Score -- Game Totals -- Final Statistics
BYU vs Utah State
11/30/16 7:05 pm at Salt Lake City, Vivint Smart Home Arena

BYU 77 • 5-2

Table with columns: # Player, Total FG-FGA, 3-Ptr FG-FGA, FT-FTA, Rebounds Off Def Tot, PF, TP, A TO Blk Stl, Min. Rows include EMERY, Nick; ROSE, L.J.; MIKA, Eric; CHILDS, Yoeli; HAWS, TJ; FRAMPTON, Zach; BEO, Steven; LEIFSON, Colby; GUINN, Davin; SHAW, Braiden; AYTES, Jamal; Team.

FG % 1st Half: 17-44 38.6% 2nd half: 8-27 29.6% Game: 25-71 35.2%
3FG % 1st Half: 1-11 9.1% 2nd half: 3-9 33.3% Game: 4-20 20.0%
FT % 1st Half: 2-2 100.0% 2nd half: 21-25 84.0% Game: 23-27 85.2%

Utah State 63 • 3-3

Table with columns: # Player, Total FG-FGA, 3-Ptr FG-FGA, FT-FTA, Rebounds Off Def Tot, PF, TP, A TO Blk Stl, Min. Rows include RECTOR, Shane; McEWEN, Koby; TAYLOR, Quinn; MOORE, Jalen; JANICEK, Norbert; MERRILL, Sam; PEARRE, Julion; DARGENTON, Alexis; BARNABA, Ngor; Team.

FG % 1st Half: 14-32 43.8% 2nd half: 12-31 38.7% Game: 26-63 41.3%
3FG % 1st Half: 3-8 37.5% 2nd half: 2-11 18.2% Game: 5-19 26.3%
FT % 1st Half: 0-2 0.0% 2nd half: 6-9 66.7% Game: 6-11 54.5%

Officials: David Hall, Verne Harris, Mike Reid
Technical fouls: BYU-None. Utah State-None.
Attendance: 12187

Score by periods table with columns: 1st, 2nd, Total. Rows: BYU (37, 40, 77), Utah State (31, 32, 63).

Last FG - BYU 2nd-04:28, USU 2nd-00:57.
Largest lead - BYU by 14 2nd-01:07, USU by 5 1st-19:00.
BYU led for 36:40. USU led for 02:37. Game was tied for 00:13.

Official Basketball Box Score -- Game Totals -- Final Statistics
BYU vs USC
12/03/16 5:00 p.m. at Los Angeles, Calif. (Staples Center)

BYU 84 • 5-3

Table with columns: # Player, Total FG-FGA, 3-Ptr FG-FGA, FT-FTA, Rebounds Off Def Tot, PF, TP, A TO Blk Stl, Min. Rows include MIKA, Eric; CHILDS, Yoeli; EMERY, Nick; ROSE, L.J.; HAWS, TJ; FRAMPTON, Zach; BEO, Steven; LEIFSON, Colby; DASTRUP, Payton; DAVIS, Kyle; GUINN, Davin; SHAW, Braiden; AYTES, Jamal; Team.

FG % 1st Half: 13-36 36.1% 2nd half: 17-33 51.5% Game: 30-69 43.5%
3FG % 1st Half: 1-11 9.1% 2nd half: 4-12 33.3% Game: 5-23 21.7%
FT % 1st Half: 5-7 71.4% 2nd half: 14-19 73.7% Game: 19-26 73.1%

USC 91 • 8-0

Table with columns: # Player, Total FG-FGA, 3-Ptr FG-FGA, FT-FTA, Rebounds Off Def Tot, PF, TP, A TO Blk Stl, Min. Rows include Metu, Chimezie; Rakocovic, Nick; Aaron, Shaquuan; McLaughlin, Jordan; Stewart, Elijah; Buggs, Charles; Mathews, Jonah; Keris, Kurt; Matlow, De'Anthony; Team.

FG % 1st Half: 15-39 38.5% 2nd half: 15-27 55.6% Game: 30-66 45.5%
3FG % 1st Half: 5-10 50.0% 2nd half: 4-11 36.4% Game: 9-21 42.9%
FT % 1st Half: 4-6 66.7% 2nd half: 18-24 75.0% Game: 22-30 73.3%

Officials: Randy McCall, Tony Padilla, Shawn Lehigh
Technical fouls: BYU-None. USC-None.
Attendance: 7952

Score by periods table with columns: 1st, 2nd, Total. Rows: BYU (32, 52, 84), USC (39, 52, 91).

Last FG - BYU 2nd-00:11, USC 2nd-00:35.
Largest lead - BYU by 10 1st-14:01, USC by 16 2nd-16:04.
BYU led for 14:09. USC led for 23:34. Game was tied for 02:17.





Official Basketball Box Score -- Game Totals -- Final Statistics
CSU Bakersfield vs BYU
12/22/16 7:05 pm at Provo, Utah, Marriott Center

CSU Bakersfield 71 • 8-5

Table with columns: Player, FG-FGA, 3-Ptr FG-FGA, FT-FTA, Rebounds (Off, Def, Tot), PF, TP, A TO Blk Stl, Min. Includes totals and game statistics.

FG % 1st Half: 10-37 27.0% 2nd half: 20-42 47.6% Game: 30-79 38.0%
3FG % 1st Half: 2-9 22.2% 2nd half: 4-11 36.4% Game: 6-20 30.0%
FT % 1st Half: 5-12 41.7% 2nd half: 0-1 0.0% Game: 5-13 38.5%

BYU 81 • 9-4

Table with columns: Player, FG-FGA, 3-Ptr FG-FGA, FT-FTA, Rebounds (Off, Def, Tot), PF, TP, A TO Blk Stl, Min. Includes totals and game statistics.

FG % 1st Half: 17-29 58.6% 2nd half: 9-20 45.0% Game: 26-49 53.1%
3FG % 1st Half: 6-13 46.2% 2nd half: 2-4 50.0% Game: 8-17 47.1%
FT % 1st Half: 7-8 87.5% 2nd half: 14-25 56.0% Game: 21-33 63.6%

Officials: Randy McCall, Glen Mayberry, Brent Watts
Technical fouls: CSU Bakersfield-None. BYU-None.
Attendance: 15073

Score by periods table with columns: 1st, 2nd, Total. Shows CSU Bakersfield scores and a final total of 81 for BYU.

Points in game table with columns: In, Off, 2nd, Fast, Bench. Shows points scored by CSU Bakersfield and BYU.

Last FG - CSUB 2nd-00:11, BYU 2nd-03:58.
Largest lead - CSUB None, BYU by 23 1st-00:06.
CSUB led for 00:00. BYU led for 39:22. Game was tied for 00:38.

Score tied - 0 times.
Lead changed - 0 times.

Official Basketball Box Score -- Game Totals -- Final Statistics
Santa Clara vs BYU
12/29/16 7:05 pm at Provo, Utah, Marriott Center

Santa Clara 59 • 6-8, 0-1 WCC

Table with columns: Player, FG-FGA, 3-Ptr FG-FGA, FT-FTA, Rebounds (Off, Def, Tot), PF, TP, A TO Blk Stl, Min. Includes totals and game statistics.

FG % 1st Half: 9-32 28.1% 2nd half: 12-37 32.4% Game: 21-69 30.4%
3FG % 1st Half: 6-20 30.0% 2nd half: 1-11 9.1% Game: 7-31 22.6%
FT % 1st Half: 2-4 50.0% 2nd half: 8-10 80.0% Game: 10-14 71.4%

BYU 89 • 10-4, 1-0 WCC

Table with columns: Player, FG-FGA, 3-Ptr FG-FGA, FT-FTA, Rebounds (Off, Def, Tot), PF, TP, A TO Blk Stl, Min. Includes totals and game statistics.

FG % 1st Half: 16-30 53.3% 2nd half: 16-30 53.3% Game: 32-60 53.3%
3FG % 1st Half: 3-6 50.0% 2nd half: 6-8 75.0% Game: 9-14 64.3%
FT % 1st Half: 9-12 75.0% 2nd half: 7-12 58.3% Game: 16-24 66.7%

Officials: Dick Cartmell, Steve Olson, Tom O'Neill
Technical fouls: Santa Clara-None. BYU-EMERY, Nick.
Attendance: 17415

Score by periods table with columns: 1st, 2nd, Total. Shows Santa Clara scores and a final total of 89 for BYU.

Points in game table with columns: In, Off, 2nd, Fast, Bench. Shows points scored by Santa Clara and BYU.

Last FG - SCU 2nd-00:05, BYU 2nd-00:53.
Largest lead - SCU None, BYU by 35 2nd-03:28.
SCU led for 00:00. BYU led for 39:19. Game was tied for 00:41.

Score tied - 0 times.
Lead changed - 0 times.

Official Basketball Box Score -- Game Totals -- Final Statistics
BYU vs Loyola Marymount
12/31/16 1:00 pm at Los Angeles, CA (Gersten Pavilion)

BYU 81 • 11-4, 2-0 WCC

Table with columns: Player, FG-FGA, 3-Ptr FG-FGA, FT-FTA, Rebounds (Off, Def, Tot), PF, TP, A TO Blk Stl, Min. Includes totals and game statistics.

FG % 1st Half: 11-31 35.5% 2nd half: 15-30 50.0% Game: 26-61 42.6%
3FG % 1st Half: 4-11 36.4% 2nd half: 5-10 50.0% Game: 9-21 42.9%
FT % 1st Half: 8-14 57.1% 2nd half: 12-15 80.0% Game: 20-29 69.0%

Loyola Marymount 76 • 7-6, 0-2 WCC

Table with columns: Player, FG-FGA, 3-Ptr FG-FGA, FT-FTA, Rebounds (Off, Def, Tot), PF, TP, A TO Blk Stl, Min. Includes totals and game statistics.

FG % 1st Half: 17-31 54.8% 2nd half: 13-31 41.9% Game: 30-62 48.4%
3FG % 1st Half: 4-8 50.0% 2nd half: 3-12 25.0% Game: 7-20 35.0%
FT % 1st Half: 9-17 52.9% 2nd half: 0-0 0.0% Game: 9-17 52.9%

Officials: Bob Staffen, Rick Batsell, Justin Shamion
Technical fouls: BYU-None. Loyola Marymount-None.
Attendance: 3221

Score by periods table with columns: 1st, 2nd, Total. Shows BYU scores and a final total of 81 for Loyola Marymount.

Points in game table with columns: In, Off, 2nd, Fast, Bench. Shows points scored by BYU and Loyola Marymount.

Last FG - BYU 2nd-00:39, LMU 2nd-02:58.
Largest lead - BYU by 5 2nd-00:05, LMU by 18 1st-02:32.
BYU led for 00:52. LMU led for 36:16. Game was tied for 02:52.

Score tied - 4 times.
Lead changed - 3 times.

Official Basketball Box Score -- Game Totals -- Final Statistics
Brigham Young vs Saint Mary's (CA)
1/5/17 8:00 PM at Moraga, CA

Brigham Young 68 • 11-5, 2-1 WCC

Table with columns: Player, FG-FGA, 3-Ptr FG-FGA, FT-FTA, Rebounds (Off, Def, Tot), PF, TP, A TO Blk Stl, Min. Includes totals and game statistics.

FG % 1st Half: 14-29 48.3% 2nd half: 13-32 40.6% Game: 27-61 44.3%
3FG % 1st Half: 3-7 42.9% 2nd half: 2-7 28.6% Game: 5-14 35.7%
FT % 1st Half: 5-8 62.5% 2nd half: 4-4 100.0% Game: 9-12 75.0%

Saint Mary's (CA) 81 • 13-1, 3-0 WCC

Table with columns: Player, FG-FGA, 3-Ptr FG-FGA, FT-FTA, Rebounds (Off, Def, Tot), PF, TP, A TO Blk Stl, Min. Includes totals and game statistics.

FG % 1st Half: 18-28 64.3% 2nd half: 13-28 46.4% Game: 31-56 55.4%
3FG % 1st Half: 6-13 46.2% 2nd half: 4-12 33.3% Game: 10-25 40.0%
FT % 1st Half: 2-3 66.7% 2nd half: 7-11 63.6% Game: 9-14 64.3%

Officials: David Hall, Randy McCall, Tony Padilla
Technical fouls: Brigham Young-None. Saint Mary's (CA)-None.
Attendance: 3500

Score by periods table with columns: 1st, 2nd, Total. Shows Brigham Young scores and a final total of 68 for Saint Mary's (CA).

Points in game table with columns: In, Off, 2nd, Fast, Bench. Shows points scored by Brigham Young and Saint Mary's (CA).

Last FG - BYU 2nd-00:30, SMC 2nd-03:05.
Largest lead - BYU by 3 1st-14:53, SMC by 15 2nd-03:05.
BYU led for 02:52. SMC led for 34:41. Game was tied for 02:27.

Score tied - 4 times.
Lead changed - 8 times.

**Official Basketball Box Score -- Game Totals -- Final Statistics**  
**Pacific vs BYU**  
**01/07/17 7:05 pm at Provo, Utah, Marriott Center**

**Pacific 62 • 7-10,1-3**

#	Player	Total			3-Ptr			Rebounds			PF	TP	A	TO	Blk	Stl	Min
		FG-FGA	FG-FGA	FT-FTA	FG-FGA	FG-FGA	FT-FTA	Off	Def	Tot							
02	WALLACE, T.J.	* 2-5	0-2	2-2	1	0	1	2	6	1	1	0	2	18			
05	TOWNES, Anthony	* 8-14	0-0	2-4	1	2	3	1	18	0	1	0	0	19			
14	TINSLEY, Max	* 1-5	1-2	0-0	2	0	2	3	3	1	0	0	0	25			
21	LAMPKIN, Jacob	* 4-7	0-0	2-4	0	4	4	3	10	0	1	0	0	18			
22	BOWLES, Ray	* 0-6	0-1	0-0	0	3	3	2	0	3	2	0	0	18			
00	HAYNES, Maleke	* 1-2	0-0	0-0	1	1	2	0	2	2	0	0	0	10			
10	MONTAGUE, Keshon	2-4	1-3	2-3	1	0	1	1	7	2	1	0	0	11			
11	WILLIAMS, Jack	1-6	1-3	1-2	1	2	3	2	4	0	0	0	0	14			
15	URSERY, D.J.	1-2	0-0	0-2	0	1	1	1	2	1	2	0	0	10			
24	TAYLOR, David	0-4	0-3	0-0	0	1	1	1	0	0	0	0	0	11			
30	SMITH, K.J.	2-5	0-2	0-2	0	1	1	0	4	0	0	0	2	15			
33	THEODOROU, Ilias	1-7	1-5	1-2	1	4	5	1	4	1	1	1	0	14			
35	ELERAKY, Sami	1-3	0-0	0-0	1	2	3	4	2	0	0	1	0	17			
Team					5	4	9										
Totals		24-70	4-21	10-21	14	25	39	21	62	11	9	2	4	200			

FG % 1st Half: 11-34 32.4% 2nd half: 13-36 36.1% Game: 24-70 34.3% Deadball Rebounds 3  
 3FG % 1st Half: 0-8 0.0% 2nd half: 4-13 30.8% Game: 4-21 19.0%  
 FT % 1st Half: 7-11 63.6% 2nd half: 3-10 30.0% Game: 10-21 47.6%

**BYU 91 • 12-5, 3-1**

#	Player	Total			3-Ptr			Rebounds			PF	TP	A	TO	Blk	Stl	Min
		FG-FGA	FG-FGA	FT-FTA	FG-FGA	FG-FGA	FT-FTA	Off	Def	Tot							
04	EMERY, Nick	* 4-10	2-5	2-2	0	1	1	4	12	1	2	0	1	25			
05	ROSE, L.J.	* 1-2	1-2	0-0	0	4	4	1	3	3	1	0	0	17			
12	MIKA, Eric	* 7-11	0-0	3-3	4	6	10	3	17	3	0	1	0	20			
23	CHILDS, Yoeli	* 5-7	0-0	4-4	2	6	8	2	14	2	2	3	1	22			
30	HAWS, TJ	* 4-10	3-7	4-4	0	7	7	1	15	3	0	0	0	25			
03	BRYANT, Elijah	5-7	2-3	5-6	0	1	1	0	17	3	2	0	0	20			
10	BEO, Steven	3-7	0-3	0-1	0	2	2	3	6	2	0	0	0	26			
13	LEIFSON, Colby	2-4	2-4	0-0	0	0	0	1	6	0	0	0	0	8			
15	DASTRUP, Payton	0-0	0-0	0-0	0	4	4	0	0	1	1	2	0	10			
24	GUINN, Davin	0-1	0-0	0-0	1	1	2	0	0	1	0	0	0	8			
31	SHAW, Braiden	0-1	0-0	1-4	1	3	4	3	1	0	0	1	2	12			
44	KAUFUST, Corbin	0-1	0-0	0-1	0	2	2	2	0	0	3	0	0	7			
Team					1	3	4										
Totals		31-61	10-24	19-25	9	40	49	20	91	19	11	7	4	200			

FG % 1st Half: 13-30 43.3% 2nd half: 18-31 58.1% Game: 31-61 50.8% Deadball Rebounds 2  
 3FG % 1st Half: 5-11 45.5% 2nd half: 5-13 38.5% Game: 10-24 41.7%  
 FT % 1st Half: 16-17 94.1% 2nd half: 3-8 37.5% Game: 19-25 76.0%

Officials: Klaus Endrissat, Tom Spitznagel, Ryan Holmes  
 Technical fouls: Pacific-None. BYU-None.  
 Attendance: 13677

Score by periods	1st	2nd	Total
Pacific	29	33	62
BYU	47	44	91

Points	In	Off	2nd	Fast	Bench
PAC	34	7	12	4	25
BYU	34	7	12	4	30

Last FG - PAC 2nd-01:51, BYU 2nd-01:38.  
 Largest lead - PAC None, BYU by 34 2nd-06:39.  
 PAC led for 00:00. BYU led for 39:44. Game was tied for 00:16.

Score tied - 0 times.  
 Lead changed - 0 times.

**THE STAT CREW SYSTEM**  
**BYU Combined Team Statistics (as of Jan 07, 2017)**  
**All games**

<b>RECORD:</b>	<b>OVERALL</b>	<b>HOME</b>	<b>AWAY</b>	<b>NEUTRAL</b>
ALL GAMES	12-5	9-1	1-1	2-3
CONFERENCE	3-1	2-0	1-1	0-0
NON-CONFERENCE	9-4	7-1	0-0	2-3

#	Player	gp-gs	min	avg	Total		3-Point		F-Throw		Rebounds			pf dq		a			pts	avg			
					fg-fga	fg%	3fg-fga	3fg%	ft-fa	ft%	off	def	tot	avg	a	to	blk	stl					
12	MIKA, Eric	17-17	441	25.9	118-216	.546	0-1	.000	112-146	.767	55	99	154	9.1	47	1	27	43	28	8	348	20.5	
04	EMERY, Nick	17-17	538	31.6	89-214	.416	42-112	.375	36-42	.857	2	55	57	3.4	42	1	48	37	5	35	256	15.1	
30	HAWS, TJ	17-17	526	30.9	73-169	.432	35-87	.402	41-50	.820	6	51	57	3.4	31	0	58	35	0	20	222	13.1	
21	DAVIS, Kyle	10-6	185	18.5	36-61	.590	0-0	.000	16-23	.696	8	32	40	4.0	25	0	9	18	9	5	88	8.8	
23	CHILDS, Yoeli	17-11	405	23.8	58-98	.592	0-0	.000	32-56	.571	28	109	137	8.1	37	0	19	25	27	10	148	8.7	
03	BRYANT, Elijah	7-0	116	16.6	17-47	.362	5-24	.208	21-24	.875	2	20	22	3.1	12	0	11	11	1	4	60	8.6	
05	ROSE, L.J.	17-17	462	27.2	30-87	.345	13-41	.317	31-36	.861	14	75	89	5.2	28	1	89	29	1	14	104	6.1	
40	AYTES, Jamal	15-0	115	7.7	19-33	.576	0-0	.000	11-15	.733	9	14	23	1.5	20	0	5	6	3	0	49	3.3	
10	BEO, Steven	14-0	169	12.1	14-31	.452	6-15	.400	3-10	.300	3	12	15	1.1	16	0	13	1	0	5	37	2.6	
24	GUINN, Davin	17-0	164	9.6	13-43	.302	6-19	.316	9-13	.692	14	15	29	1.7	18	0	4	5	0	6	41	2.4	
31	SHAW, Braiden	15-0	115	7.7	11-19	.579	0-0	.000	8-18	.444	14	19	33	2.2	17	0	3	5	1	6	30	2.0	
13	LEIFSON, Colby	14-0	76	5.4	8-25	.320	8-24	.333	0-0	.000	3	3	6	0.4	12	0	3	5	0	2	24	1.7	
15	DASTRUP, Payton	12-0	47	3.9	8-18	.444	2-6	.333	0-0	.000	3	18	21	1.8	8	0	5	4	4	0	18	1.5	
44	KAUFUSI, Corbin	4-0	17	4.3	0-2	.000	0-0	.000	0-1	.000	0	2	2	0.5	4	0	0	3	0	0	0	0.0	
02	FRAMPTON, Zach	7-0	24	3.4	0-2	.000	0-0	.000	0-0	.000	0	7	7	1.0	5	0	1	0	0	0	0	0.0	
Team											20	36	56										
Total.....		17	3400		494-1065	.464	117-329	.356	320-434	.737	181	567	748	44.0	322	3	295	227	79	115	1425	83.8	
Opponents.....		17	3400		453-1139	.398	134-442	.303	196-320	.613	190	446	636	37.4	362	10	242	207	46	115	1238	72.8	

<b>TEAM STATISTICS</b>	<b>BYU</b>	<b>OPP</b>	<b>Date</b>	<b>Opponent</b>	<b>Score</b>	<b>Att.</b>
SCORING	1425	1238	11/14/16	PRINCETON	w 82-73	15926
Points per game	83.8	72.8	11/17/16	COPPIN STATE	w 96-59	12444
Scoring margin	+11.0	-	11/19/16	COASTAL CAROLINA	w 81-65	15003
FIELD GOALS-ATT	494-1065	453-1139	11/21/16	vs Saint Louis	w 92-62	2107
Field goal pct	.464	.398	11/23/16	vs Valparaiso	L 89-92	2497
3 POINT FG-ATT	117-329	134-442	11/26/16	UTAH VALLEY	L 101-114	16003
3-point FG pct	.356	.303	11/30/16	vs Utah State	w 77-63	12187
3-pt FG made per game	6.9	7.9	12/03/16	vs USC	L 84-91	7952
FREE THROWS-ATT	320-434	196-320	12/07/16	WEBER STATE	w 77-66	12859
Free throw pct	.737	.613	12/10/16	COLORADO	w 79-71	13664
F-Throws made per game	18.8	11.5	12/17/16	vs Illinois	L 73-75	9036
REBOUNDS	748	636	12/20/16	IDAHO STATE	w 84-58	13553
Rebounds per game	44.0	37.4	12/22/16	CSU BAKERSFIELD	w 81-71	15073
Rebounding margin	+6.6	-	* 12/29/16	SANTA CLARA	w 89-59	17415
ASSISTS	295	242	* 12/31/16	at Loyola Marymount	w 81-76	3221
Assists per game	17.4	14.2	* 1/5/17	at Saint Mary's (CA)	L 68-81	3500
TURNOVERS	227	207	* 01/07/17	PACIFIC	w 91-62	13677
Turnovers per game	13.4	12.2	* - Conference game			
Turnover margin	-1.2	-				
Assist/turnover ratio	1.3	1.2				
STEALS	115	115				
Steals per game	6.8	6.8				
BLOCKS	79	46				
Blocks per game	4.6	2.7				
ATTENDANCE	145617	40500				
Home games-Avg/Game	10-14562	2-3360				
Neutral site-Avg/Game	-	5-6756				

<b>Score by Periods</b>	<b>1st</b>	<b>2nd</b>	<b>Totals</b>
BYU	700	725	1425
Opponents	606	632	1238

**THE STAT CREW SYSTEM**  
**BYU Combined Team Statistics (as of Jan 07, 2017)**  
**Conference games**

<b>RECORD:</b>	<b>OVERALL</b>	<b>HOME</b>	<b>AWAY</b>	<b>NEUTRAL</b>
ALL GAMES	3-1	2-0	1-1	0-0
CONFERENCE	3-1	2-0	1-1	0-0
NON-CONFERENCE	0-0	0-0	0-0	0-0

#	Player	gp-gs	min	avg	Total		3-Point		F-Throw		Rebounds			pf	dq	a	to	blk	stl	pts	avg		
					fg-fga	fg%	3fg-fga	3fg%	ft-fa	ft%	off	def	tot									avg	
12	MIKA, Eric	4-4	107	26.8	30-61	.492	0-0	.000	21-26	.808	12	27	39	9.8	8	0	3	5	4	1	81	20.3	
30	HAWS, TJ	4-4	121	30.3	20-39	.513	10-20	.500	9-11	.818	1	16	17	4.3	5	0	14	6	0	0	59	14.8	
03	BRYANT, Elijah	2-0	39	19.5	9-19	.474	4-8	.500	6-7	.857	0	3	3	1.5	4	0	3	3	0	0	28	14.0	
04	EMERY, Nick	4-4	118	29.5	16-37	.432	9-23	.391	7-9	.778	0	8	8	2.0	12	0	7	5	1	9	48	12.0	
23	CHILDS, Yoeli	4-4	101	25.3	14-29	.483	0-0	.000	11-15	.733	9	18	27	6.8	7	0	6	3	5	3	39	9.8	
10	BEO, Steven	4-0	86	21.5	8-14	.571	4-8	.500	1-3	.333	0	4	4	1.0	10	0	7	0	0	0	21	5.3	
05	ROSE, L.J.	4-4	95	23.8	7-16	.438	2-5	.400	5-5	1.000	2	15	17	4.3	6	0	17	2	0	2	21	5.3	
40	AYTES, Jamal	2-0	13	6.5	4-6	.667	0-0	.000	0-1	.000	1	1	2	1.0	2	0	0	1	1	0	8	4.0	
13	LEIFSON, Colby	3-0	18	6.0	3-5	.600	3-5	.600	0-0	.000	0	0	0	0.0	1	0	0	0	0	0	9	3.0	
31	SHAW, Braiden	4-0	43	10.8	1-4	.250	0-0	.000	4-12	.333	5	10	15	3.8	8	0	1	1	1	2	6	1.5	
15	DASTRUP, Payton	4-0	20	5.0	2-6	.333	1-4	.250	0-0	.000	0	6	6	1.5	2	0	3	2	4	0	5	1.3	
24	GUINN, Davin	4-0	22	5.5	2-5	.400	0-0	.000	0-0	.000	2	1	3	0.8	2	0	2	0	0	0	4	1.0	
44	KAUFUSI, Corbin	4-0	17	4.3	0-2	.000	0-0	.000	0-1	.000	0	2	2	0.5	4	0	0	3	0	0	0	0.0	
Team											2	11	13										
Total.....		4	800		116-243	.477	33-73	.452	64-90	.711	34	122	156	39.0	71	0	63	31	16	17	329	82.2	
Opponents.....		4	800		106-257	.412	28-97	.289	38-66	.576	47	108	155	38.8	77	1	67	37	13	13	278	69.5	

<b>TEAM STATISTICS</b>	<b>BYU</b>	<b>OPP</b>	<b>Date</b>	<b>Opponent</b>	<b>Score</b>	<b>Att.</b>
SCORING	329	278	* 12/29/16	SANTA CLARA	w 89-59	17415
Points per game	82.2	69.5	* 12/31/16	at Loyola Marymount	w 81-76	3221
Scoring margin	+12.8	-	* 1/5/17	at Saint Mary's (CA)	L 68-81	3500
FIELD GOALS-ATT	116-243	106-257	* 01/07/17	PACIFIC	w 91-62	13677
Field goal pct	.477	.412	* - Conference game			
3 POINT FG-ATT	33-73	28-97				
3-point FG pct	.452	.289				
3-pt FG made per game	8.3	7.0				
FREE THROWS-ATT	64-90	38-66				
Free throw pct	.711	.576				
F-Throws made per game	16.0	9.5				
REBOUNDS	156	155				
Rebounds per game	39.0	38.8				
Rebounding margin	+0.3	-				
ASSISTS	63	67				
Assists per game	15.8	16.8				
TURNOVERS	31	37				
Turnovers per game	7.8	9.3				
Turnover margin	+1.5	-				
Assist/turnover ratio	2.0	1.8				
STEALS	17	13				
Steals per game	4.3	3.3				
BLOCKS	16	13				
Blocks per game	4.0	3.3				
ATTENDANCE	31092	6721				
Home games-Avg/Game	2-15546	2-3360				
Neutral site-Avg/Game	-	0-0				

<b>Score by Periods</b>	<b>1st</b>	<b>2nd</b>	<b>Totals</b>
BYU	161	168	329
Opponents	146	132	278