



2020 UTSA ROADRUNNERS FOOTBALL GAME NOTES

UTSA ATHLETICS COMMUNICATIONS · ONE UTSA CIRCLE · SAN ANTONIO, TEXAS 78249

Kyle Stephens · kyle.stephens@utsa.edu · (210) 887-3636

Brent Ingram · brent.ingram@utsa.edu · (210) 845-8651

« WE ARE UTSA »

When referencing the University of Texas at San Antonio Athletics, PLEASE USE THE ACRONYM UTSA AND THE NICKNAME ROADRUNNERS. Please refrain from using UT-San Antonio, Texas-San Antonio, UT-SA, 'Runners or any other variation.

« SCHEDULE & RESULTS »

Overall 3-1 · Home 2-0 · Road 1-1 · C-USA 1-1

Date	Opponent	Time/Result
9.12	at Texas State (ESPN2)	W, 51-48 (2ot)
9.19	Stephen F. Austin (ESPN2)	W, 24-10
9.25	Middle Tennessee ^ (CBSSN)	W, 37-35
10.3	at UAB ^ (Stadium)	L, 21-13
10.10	at #15 BYU (ESPN2)	2:30 p.m.
10.17	Army (CBSSN)	12:30 p.m.
10.24	Louisiana Tech ^ (ESPN3/+)	2:30 p.m.
10.31	at Florida Atlantic ^ (Stadium)	11 a.m.
11.7	at Rice ^ (ESPN3/+)	2:30 p.m.
11.14	UTEP ^ (ESPN3/+)	2 p.m.
11.21	at Southern Miss ^ (ESPN3/+)	2 p.m.
11.28	North Texas ^ (Stadium)	2 p.m.
12.5	C-USA Championship (TBD)	TBD

all times Central · ^ Conference USA game · (TV) denotes television network

« CONFERENCE USA STANDINGS » (AS OF OCT. 4)

West Division	C-USA	Overall
UAB	1-0	3-1
Louisiana Tech	1-0	2-1
UTSA	1-1	3-1
Southern Miss	1-1	1-3
UTEP	0-0	3-1
North Texas	0-1	1-2
Rice	0-0	0-0

East Division	C-USA	Overall
Florida Atlantic	1-0	1-0
WKU	1-0	1-2
Marshall	0-0	2-0
FIU	0-0	0-1
Charlotte	0-1	0-2
Middle Tennessee	0-2	0-4

« WEEK 6 C-USA SCHEDULE »

On page 5



GAME #5



UTSA ROADRUNNERS (3-1, 1-1 C-USA)
AT

NO. 15 BYU COUGARS (3-0)

Saturday, Oct. 10 | 2:30 p.m. CT
LaVell Edwards Stadium | Provo, Utah

Television _____ ESPN2
Anish Shroff (play-by-play), Tom Luginbill (analyst) and Taylor McGregor (reporter)

Radio _____ Ticket 760 AM
Pregame show starts at 12:30 p.m.

Andy Everett (play-by-play), Jay Riley (analyst), Pat Evans (reporter)

Live Audio _____ goUTSA.com, iHeartRadio app

Live Stats _____ goUTSA.com

Series History: _____ first meeting

« OPENING DRIVE »

- + Saturday will mark the first meeting between UTSA and BYU.
- + The Roadrunners are making their second-ever visit to the state of Utah, as the first road game in program history was against Southern Utah on Sept. 17, 2011, in Cedar City.
- + No. 15 BYU will mark the sixth nationally ranked FBS opponent that UTSA has faced and the first since a 23-10 setback at No. 22 Texas A&M on Nov. 19, 2016.
- + The Roadrunners are tied with Cincinnati and Syracuse for the most interceptions in the FBS with seven and they stand third in the nation with nine total takeaways.
- + Sophomore RB Sincere McCormick leads the FBS in rushing yards (527) and ranks second in rushing yards per game (131.8).
- + Senior PK Hunter Duplessis has made 18 consecutive field goals, the longest active streak in FBS, and he leads the country with nine field goals this season.
- + Sophomore P Lucas Dean ranks second in C-USA and eighth in the FBS in punting average (46.5).
- + Saturday's game will air on ESPN2, marking the 89th straight UTSA game to be broadcast.



« UTSA FOOTBALL QUICK FACTS »

General Information

Name _____ The University of Texas at San Antonio
 Nickname _____ Roadrunners
 Colors _____ Navy Blue (289), Orange (PMS 1665) and White
 Founded _____ 1969
 Enrollment _____ 32,792
 President _____ Dr. Taylor Eighmy (Tufts, 1980)
 Athletics Director _____ Dr. Lisa Campos (Colorado State)
 Athletics Department Phone _____ (210) 458-4161
 Ticket Office Phone _____ (210) 458-8872
 Affiliation _____ NCAA Division I Football Bowl Subdivision
 Conference _____ Conference USA (West Division)
 Stadium (Capacity) _____ Alamodome (36,582)
 Playing Surface _____ FusionH XP2 Synthetic Turf
 Press Box Phone _____ (210) 704-6200

Coaching Staff

Head Coach _____ Jeff Traylor (Stephen F. Austin '90)
 Career Record (Years) _____ (3-1) 1st year
 Assistant Coaches _____ Barry Lunney Jr. (Associate
 Head Coach/Offensive Coordinator/Quarterbacks), Tyrone
 Nix (Defensive Coordinator/Linebackers), Tommy Perry
 (Special Teams Coordinator), Nick Graham (Cornerbacks),
 Julian Griffin (Running Backs), Jess Loepp (Safeties/Recruiting
 Coordinator), Matt Mattox (Run Game Coordinator/
 Offensive Line), Will Stein (Passing Game Coordinator/
 Wide Receivers), Kurt Traylor (Tight Ends), Rod Wright (Run
 Game Coordinator/Defensive Line)
 Quality Control (Offense) _____ Sean Davis
 Quality Control (Defense) _____ Darren Drago
 Analyst (Offense) _____ Justin Burke, Kevin Sutherland
 Analysts (Defense) _____ Zach Brown, Drew Rhodes, Damon
 Williams
 Analyst (Special Teams) _____ Chris Roberts
 Graduate Assistants _____ Ty Gatson (Offense), Hunter Rittimann
 (Offense), Jarveon Williams (Defense)
 Head Strength & Conditioning Coach _____ Ryan Filo
 Director of Operations _____ Kevin Brown
 Director of Player Personnel _____ Joe Price
 Head of Equipment Operations _____ Tyler Renard
 Video Producer _____ Alex Nicasio
 Assistant Video Coordinator _____ Daniel Benedict
 Video Production Assistant _____ Joshua Guerra
 Head Football Trainer _____ Nik Turner
 Senior Administrative Assistant _____ James Gellido
 Football Office Phone _____ (210) 458-5011

Team Information

2019 Record _____ 4-8 (.333)
 2019 Conference Record (Finish) _____ 3-5 (T-4th/C-USA West)
 Letterwinners Returning/Lost _____ 48/21
 Starters Returning (O/D/ST) _____ 17 (8/6/3)
 Starters Lost (O/D/ST) _____ 11 (3/6/2)
 Offensive Formation _____ Multiple
 Defensive Formation _____ 3-4

Program History

First Year _____ 2011
 All-Time Record _____ 48-62 (.436)
 All-Time Conference Record _____ 29-35 (.453)
 _____ (26-32 C-USA 2013-present / 3-3 WAC 2012)

Athletics Communications

Associate AD _____ Kyle Stephens
 Email _____ kyle.stephens@utsa.edu
 Cell Phone _____ (210) 887-3636
 Office Phone _____ (210) 458-4551
 Associate Director _____ Brent Ingram
 Email _____ brent.ingram@utsa.edu
 Cell Phone _____ (210) 845-8651
 Assistant Director _____ Whitney Truax
 Mailing Address _____ One UTSA Circle, San Antonio, TX 78249
 Fax _____ (210) 458-4569
 Website _____ goUTSA.com

SETTING THE SCENE

UTSA will step out of Conference USA play and make just the second trip to the state of Utah in program history to face No. 15 BYU on Saturday, Oct. 10, in Provo. Kickoff for the first meeting between the Roadrunners (3-1) and Cougars (3-0), an FBS Independent, is slated for 2:30 p.m. CT and the game will be televised nationally on ESPN2. After storming out to its first 3-0 start since 2017, UTSA is coming off its first loss of the season in a 21-13 setback to UAB last Saturday in Birmingham. BYU will mark the sixth nationally ranked FBS opponent that the Roadrunners have faced and the first since a 23-10 road loss to No. 22 Texas A&M on Nov 19, 2016.

TUNING IN

Saturday's game will be televised nationally on ESPN2. Fans also can tune in via the ESPN app or WatchESPN (cable/satellite provider credentials are required). Anish Shroff (play-by-play), Tom Luginbill (analyst) and Taylor McGregor (reporter) have the call. The contest will air live on Ticket 760 AM in the San Antonio area. Andy Everett (play-by-play), Jay Riley (analyst) and Pat Evans (reporter) will call all the action. The pregame show will begin at 12:30 p.m. CT and there will be a 45-minute postgame show. The radio broadcast also can be heard online at goUTSA.com and Ticket760.com and via the free iHeartRadio app or Tuneln.

UTAH NOT A FAMILIAR PLACE FOR UTSA

The Roadrunners will make just the second trip to the state of Utah in the program's 10-year history this weekend when they travel to Provo to face BYU. Their last visit to the Beehive State happened with the first road game in school history on Sept. 17, 2011, when UTSA dropped a 45-22 decision to Southern Utah in Cedar City. The Roadrunners have faced only one other team from Utah in a 48-17 home setback to Utah State on Oct. 27, 2012, in San Antonio when both teams were members of the Western Athletic Conference.

ROADRUNNERS VERSUS RANKED OPPONENTS

UTSA has faced five nationally ranked FBS opponents in its 10-year history prior to Saturday's nonconference clash with No. 15 BYU, the second of three consecutive games versus teams currently receiving top-25 votes. The Roadrunners last played a top-25 team on Nov. 19, 2016, when they dropped a 23-10 decision at No. 22 Texas A&M. UTSA first matched up with a ranked opponent when they fell to FCS No. 16 Sam Houston State on Oct. 1, 2011. The following year, the Roadrunners played their first contest against a top-25 FBS team in a 51-27 defeat at the hands of No. 22 Louisiana Tech when both teams were members of the Western Athletic Conference. The highest-ranked foe UTSA has played was No. 13 Oklahoma State in 2013.

UTSA vs. Ranked Opponents

Date	Opponent	Result
10/1/11	at #16* Sam Houston State	L, 7-22
11/3/12	at #22 Louisiana Tech	L, 27-51
9/7/13	#13 Oklahoma State	L, 35-56
9/3/15	at #22 Arizona	L, 32-42
9/19/15	at #25 Oklahoma State	L, 14-69
11/19/16	at #22 Texas A&M	L, 10-23
	*FCS poll	

TV BIRDS

All 12 of UTSA's scheduled regular season games this fall have been selected for broadcast. The Roadrunners, who have seen their last 88 outings appear over the airwaves, will make it 96 straight televised/streamed appearances by the end of the regular season. In fact, the last UTSA game that was not broadcast was the 2012 season finale against Texas State.

TAKING SCHEDULE CHANGES IN STRIDE

The 2020 college football season has been anything but normal and like many other teams, UTSA has felt the effects of schedule changes due to the COVID-19 pandemic. The Roadrunners originally were scheduled to open the campaign on Sept. 5 against defending national champion LSU in Baton Rouge, but SEC-wide schedule changes eliminated that game from the fall lineup. UTSA also was due to host Grambling on Sept. 19, but the Southwestern Athletic Conference postponed its football season to the spring, forcing the Roadrunners to replace that nonconference clash with Stephen F. Austin. UTSA also lost a Conference USA home game when Old Dominion opted out of the 2020 football season. The Roadrunners filled that open Oct. 17 home date with Army West Point and also added this Saturday's road date with BYU to get back to 12 regular season games. On Sept. 19, Memphis announced it would be unable to travel to San Antonio for a Sept. 25 matchup, but UTSA was able to quickly replace the Tigers with Middle Tennessee for a C-USA contest that resulted in a 37-35 triumph for the Roadrunners.

TRAYLOR ERA OFF TO SUCCESSFUL START

The Jeff Traylor era is off to a successful start, as UTSA won its first three games for the third time in program history and the first since 2017. The Roadrunners pulled out a thrilling 51-48 double-overtime victory over Texas State in Traylor's debut on Sept. 12 and then defeated his alma mater, Stephen F. Austin, 24-10, in the home opener the following Saturday. He became the first UTSA head coach to win his first three games with the 37-35 victory over Middle Tennessee on Sept. 25, and the 3-1 start also ranks as the best record for a Roadrunners coach through the first four games. Traylor boasts 30 years of coaching experience, including a highly successful 15-year career as head coach at Gilmer High School, where he led his hometown Buckeyes to three state championships and two state runner-up finishes and posted a 175-26 (.871) record. Named the third head coach in UTSA history on Dec. 10, 2019, Traylor previously was the associate head coach and running backs coach at Arkansas (2018-19) and SMU (2017) after two seasons at Texas serving as associate head coach for the offense and receivers coach in 2016 and special teams coordinator and tight ends coach in 2015.

2020 MARKS 10TH SEASON OF UTSA FOOTBALL

UTSA is celebrating its 10th season of football in 2020. The Roadrunners started their football program from scratch and, following a practice season in 2010, played their first season as an FCS Independent in 2011 before joining the Western Athletic Conference for the 2012 campaign. UTSA moved into its current league home — Conference USA — in 2013 and became a full-fledged FBS member starting with the 2014 season. The Roadrunners set NCAA modern startup program records in 2011 by drawing 56,743 fans to their inaugural game against Northeastern State and by averaging 35,521 fans for their six home contests that season. UTSA made its first postseason appearance at the 2016 New Mexico Bowl in its sixth season of play and registered its first win against a team

« ROADRUNNERS SPORTS NETWORK »

The Roadrunners Sports Network brings fans closer to the action through live radio and audio broadcasts.

All UTSA football games will be carried live in the San Antonio area on Ticket 760 AM, online at Ticket760.com and everywhere fans want to listen via the free iHeartRadio app.

Andy Everett, the play-by-play voice of the Roadrunners, will be joined for football broadcasts by analyst Jay Riley along with sideline reporter Pat Evans. There will be two-hour pregame and 45-minute postgame shows for each broadcast.

Everett also will host "The Jeff Traylor Radio Show", from 7-8 p.m. each Wednesday (subject to change) beginning on Sept. 2. The show will air live on Ticket 760 AM, online at Ticket760.com and everywhere fans want to listen via the free iHeartRadio app.



UTSA BY THE NUMBERS

	2020
Record	3-1
C-USA	1-1
West	0-1
East	1-0
Non-Conference	2-0
Home	2-0
Road	1-1
Night	1-0
Day	2-1
UTSA scores on 1st possession	2-1
Opp scores on 1st possession	1-0
UTSA scores first	1-1
Opponent scores first	2-0
UTSA leads after 1st quarter	2-0
Opponent leads after 1stQ	1-1
Teams are tied after 1stQ	2-0
UTSA leads at halftime	3-0
Opponent leads at halftime	0-1
Teams are tied at halftime	0-0
UTSA leads after 3rd quarter	3-0
Opponent leads after 3rdQ	0-1
Teams are tied after 3rdQ	0-0
Game goes to overtime	1-0
Scoring less than 20 pts	0-1
Scoring 20+ points	3-0
Scoring 30+ points	2-0
Allowing less than 20 pts	1-0
Allowing 20+ points	2-0
Allowing 30+ points	2-0
UTSA has more total yards	2-0
Opp. has more total yds	1-1
UTSA has more rushing yards	2-0
Opp. has more rushing yards	1-1
UTSA has more passing yards	0-0
Opp. has more passing yards	3-1
Rushing for < 100 yds	1-0
Rushing for over 100 yards	2-1
Rushing for 200+ yards	2-0
Passing for 200+ yards	0-0
Passing for 300+ yards	0-0
UTSA has 100-yard rusher	2-1
Opp. has 100-yard rusher	0-1
UTSA has 100-yard receiver	1-0
Opp. has 100-yard receiver	0-0

« **UNI WATCH** »

	2020 Record	All-Time Record
Blue Helmet (33-42)		
Blue Jersey/Blue Pant _____	0-0	9-5
Blue Jersey/White Pant _____	0-0	7-7
Blue Jersey/Orange Pant _____	1-0	2-0
White Jersey/Blue Pant _____	0-1	3-9
White Jersey/Orange Pant _____	0-0	2-4
White Jersey/White Pant _____	0-0	5-11
Orange Jersey/Blue Pant _____	0-0	2-3
Orange Jersey/Orange Pant _____	0-0	2-3
Orange Jersey/White Pant _____	0-0	1-0

	2020 Record	All-Time Record
White Helmet (14-20)		
Blue Jersey/White Pant _____	1-0	4-4
Blue Jersey/Blue Pant _____	0-0	1-1
Orange Jersey/Orange Pant _____	0-0	1-1
Orange Jersey/White Pant _____	0-0	1-3
White Jersey/White Pant _____	1-0	6-5
White Jersey/Blue Pant _____	0-0	1-2
White Jersey/Orange Pant _____	0-0	0-3
Lead Gray Jersey/White Pant _____	0-0	0-1

	2020 Record	All-Time Record
Black Helmet (1-0)		
Black Jersey/Black Pant _____	0-0	1-0

from a Power 5 conference the following season with a 17-10 victory over Baylor.

GAME 111

Now in their 10th season of play, the Roadrunners will play their 111th game in program history and 56th road contest on Saturday. The Roadrunners are 48-62 all-time and 20-35 away from the Alamodome, including a 1-1 ledger this season. By comparison, BYU started playing football in 1922 and is set for its 1,039th game on Saturday. The Cougars, who won a national title in 1984, own an all-time record of 585-427-26.

SCOUTING BYU

The Cougars, who are ranked 15th in both major polls, ran their record to 3-0 with a 45-14 home victory over Louisiana Tech last Friday night. BYU opened the 2020 season with a 55-3 triumph over Navy on Sept. 7 before routing Troy, 48-7, on Sept. 26. Zach Wilson paces a potent offense that is averaging 585.7 yards and 49.3 points per contest, as the junior quarterback has completed 60 of 71 passes (84.5%) for 949 yards and six touchdowns. Sophomore running back Tyler Allgeier leads the ground attack with 275 yards and three TDs, while Dax Milne (17-264) and Gunner Romney (16-373) are the top pass catchers. The BYU defense has been stingy, surrendering just 214.3 yards and 8.0 points per contest. Keenan Pili leads the team with 19 tackles, while Tyler Batty has a team-best four sacks. Head coach Kalani Sitake is 30-25 in his fifth season at the helm.

MILESTONES TO WATCH

- Sophomore RB **Sincere McCormick** has 1,510 rushing yards in his career, ranking fourth in UTSA history and shy of David Glasco II (1,752; 2011-14).
- McCormick owns the UTSA career record for rushing yards per attempt (5.7 yard per carry), ahead of second-place Jarveon Williams (2013-16; 5.05). He also averages a program best 90.7 yards per game, ahead of second-place Williams (55.7).
- McCormick owns a UTSA record 111.5 all-purpose yards per game, topping Williams (80.5).
- Senior PK/P **Hunter Duplessis** ranks tied for third in UTSA history with 93 points by a kicker.
- Duplessis ranks fourth in career extra points (39), behind Jared Sackett (41; 2017-18).
- Duplessis ranks third in field goals made (18), behind second-place Sackett (33).
- Sophomore P **Lucas Dean** ranks third in career history with 89 punts. Kristian Stern (2011-14) ranks second with 172 punts. Dean checks in first with a 42.3 yard punting average, tops in UTSA history, ahead of Yannis Routsas (41.48; 2015-18).
- Senior LB **DeQuarius Henry** ranks fourth in UTSA career history with nine sacks, shy of Josiah Taauefa (2016-18), who has 11.5 career sacks.
- Senior DL **Jaylon Haynes** ranks fifth in UTSA history with 20.5 tackles for a loss in his career.
- Junior QB **Lowell Narcisse** ranks fourth in pass attempts (206), fifth in completions (109), fourth in yards (1,259) and third in passing TDs (eight).

TRACKING UTSA'S OPPONENTS

Opponent	UTSA vs. Opp	Opp. Record	Last Game	Next Game
at Texas State	Sept. 12	1-3	L, 24-21 at Boston College - Sept. 26	at Troy - Oct. 10
Stephen F. Austin	Sept. 19	1-3	W, 34-6 vs. W. Texas A&M - Oct. 3	vs. Angelo State - Oct. 10
Middle Tennessee	Sept. 25	0-4	L, 20-17 vs. WKU - Oct. 3	at FIU - Oct. 10
at UAB	Oct. 3	3-1	W, 21-13 vs. UTSA - Oct. 3	vs. WKU - Oct. 17
at BYU	Oct. 10	3-0	W, 45-14 vs. Louisiana Tech - Oct. 2	vs. UTSA - Oct. 10
Army	Oct. 17	3-1	W, 55-23 vs. Abilene Christian - Oct. 10	vs. The Citadel - Oct. 10
Louisiana Tech	Oct. 24	2-1	L, 45-14 at BYU - Oct. 2	vs. UTEP - Oct. 10
at Florida Atlantic	Oct. 31	1-0	W, 21-17 vs. Charlotte - Oct. 3	at Southern Miss - Oct. 10
at Rice	Nov. 7	0-0	idle	vs. Middle Tennessee - Oct. 24
UTEP	Nov. 14	3-1	W, 31-6 vs. ULM - Sept. 26	at LA Tech - Oct. 10
at Southern Miss	Nov. 21	1-3	W, 41-31 vs. North Texas - Oct. 3	vs. FAU - Oct. 10
North Texas	Nov. 28	1-1	L, 41-31 vs. Southern Miss - Oct. 3	vs. Charlotte - Oct. 10

LAST TIME OUT

Sincere McCormick rushed for 150 yards and a touchdown and the UTSA defense forced four UAB turnovers, but it was not enough in a 21-13 loss to the Blazers in Conference USA action on Oct. 3 in Birmingham, Ala. Trailing by two scores in the fourth quarter, the Roadrunners took advantage of their fourth takeaway of the day when Trevor Harmanson picked off a Bryson Lucero pass over the middle to set up UTSA on the UAB 34-yard line. McCormick dashed around left end for 25 yards on first down and, following a defensive pass interference penalty in the end zone, the sophomore from Converse Judson found paydirt from two yards. Hunter Duplessis' extra point made it 21-13 with 10:31 remaining. UTSA then forced a three-and-out and drove into UAB territory, as Lowell Narcisse's 16-yard quarterback keeper put the ball on the 33. However, two straight tackles in the backfield followed by two incomplete passes turned the ball over on downs with 4:40 left to play. The Roadrunners held on third down near midfield and forced a punt with a little more than one minute left, but a roughing the punter penalty gave the Blazers an automatic first down and they ran out the clock to secure the win, their 20th in a row at Legion Field.

ROADRUNNERS UP FOR NATIONAL AWARDS

Five Roadrunners have been named to or nominated for national award watch lists. Lucas Dean was added to the watch list for the Ray Guy Award for the nation's top punter, while Hunter Duplessis is UTSA's nominee for the William V. Campbell Trophy, which recognizes an individual as the absolute best football scholar-athlete in the nation for his combined academic success, football performance and exemplary leadership. Sincere McCormick appears on the watch list for the Earl Campbell Tyler Rose Award, which is given to the top offensive player in college football with ties to the state of Texas. Solomon Wise is one of 114 players on the watch list for the Wuerffel Trophy, known as "College Football's Premier Award for Community Service." Following a stellar season debut in the Texas State win, Frank Harris was added to the Davey O'Brien National Quarterback Award Midseason Watch List.

Award	Player
Ray Guy Award	Lucas Dean
William V. Campbell Trophy	Hunter Duplessis
Davey O'Brien National Quarterback Award	Frank Harris
Earl Campbell Tyler Rose Award	Sincere McCormick
Wuerffel Trophy	Solomon Wise

C-USA WEEKLY AWARDS ROLL IN FOR ROADRUNNERS

UTSA's successful start to the season has helped lead to several accolades from the league office. Jamal Ligon was named Conference USA Defensive Player of the Week on Sept. 28 following his record-setting performance in the 37-35 victory over Middle Tennessee. The true freshman linebacker broke the school's single-game tackles record with 19, the most in a game by any FBS player this season. On Sept. 21, Frank Harris collected the program's second straight C-USA Offensive Player of the Week award after accounting for 373 yards and three touchdowns in the win over Stephen F. Austin. Following the season-opening, double-overtime victory against Texas State on Sept. 12, Hunter Duplessis received the C-USA special teams weekly award after making all three field-goal attempts, including the game winner from 29 yards, while Sincere McCormick was tabbed C-USA Offensive Player of the Week after rushing for a program-record 197 yards and a TD on 29 carries. With four weekly C-USA awards through its first four games, UTSA already has matched the school record for most earned in a single year (2014).

ROADRUNNERS MAKE HISTORY

UTSA made history on Sept. 20 after receiving votes in that week's Associated Press Top 25 Poll. Now in their 10th season of football and ninth as a member of an FBS conference, the Roadrunners received two votes, marking the first time UTSA has collected a vote for either of the weekly top 25 polls. UTSA has not received any top-25 votes in the last two weeks.

WEEK SIX IN C-USA

Oct. 10

UTSA AT BYU

2:30 P.M.; ESPN2

Middle Tennessee at FIU
3 p.m.; ESPNU

Florida Atlantic at Southern Miss
3 p.m.; Stadium

UTEP at Louisiana Tech
6:30 p.m.; ESPN2

Marshall at WKU
6:30 p.m.; Stadium

Charlotte at North Texas
7 p.m.; ESPNU

all times CT

STAT LEADERS

PASSING	
PLAYER	COMP-ATT-INT-YDS-TD
Frank Harris	53-80-1-508-3
Josh Adkins	16-29-0-233-1
Jordan Weeks	7-19-1-57-0

RUSHING	
PLAYER	ATT-YDS-TD
Sincere McCormick	41-527-4
Frank Harris	32-162-5
Lowell Narcisse	13-66-0
Brenden Brady	10-51-0

RECEIVING	
PLAYER	REC-YDS-TD
Joshua Cephus	22-205-3
Brennon Dingle	14-191-0
Sheldon Jones	8-100-0
Zahkari Franklin	8-91-1
Sincere McCormick	8-80-0
De'Corian Clark	7-43-0

TACKLES	
PLAYER	TACKLES - TFL - SACKS
Rashad Wisdom	33 - 1.5 - 0
Jamal Ligon	30 - 3.5 - 2.5
Trevor Harmanson	24 - 4.5 - 0.5

100-YARD RUSHERS

Player	2020	Career
Sincere McCormick	2	5
Frank Harris	1	2
Lowell Narcisse	0	1

100-YARD RECEIVERS

Player	2020	Career
Zakhari Franklin	1	2
Sheldon Jones	0	1

INTERCEPTIONS

Player	2020	Career
Rashad Wisdom	2	3
Corey Mayfield Jr.	2	2
Tariq Woolen	1	1
Donyai Taylor	1	1
SaVion Harris	0	1
Dadrian Taylor	0	1

TRACKING SACK LEADERS

Player	2020	Career
DeQuarius Henry	0.0	9.0
Lorenzo Dantzler	0.0	8.0
Jaylon Haynes	3.0	6.0
Jamal Ligon	2.5	2.5
Rashad Wisdom	0.0	2.0
Clarence Hicks	0.0	2.0
Trumane Bell II	1.5	1.5
Tariq Woolen	1.5	1.0
Charles Wiley	1.0	1.0
De'Marco Guidry	1.0	1.0
Soloman Wise	0.0	1.0
Trevor Harmanson	0.5	0.5

DOUBLE-FIGURE TACKLERS

Player	2020	Career
Rashad Wisdom	1	2
Jamal Ligon	1	1
Trevor Harmanson	0	1

STAT SUPERLATIVES

Most Games Played (min. 30): B.J. Daniels (37), Dominic Pastucci (36)

Consecutive Games Started (min. 12): Ahofitu Maka (16), Rashad Wisdom (16)

Consecutive Games with a Tackle (min. 8): Rashad Wisdom (16), Trevor Harmanson (13), DeQuarius Henry (12), Kelechi Nwachuku (12)

BALANCED OFFENSE A KEY TO 3-1 START

One of the keys to UTSA's 3-1 start has been a balanced offensive attack. Under the direction of offensive coordinator Barry Lunney Jr., the Roadrunners are averaging 417.0 yards per game to rank third in Conference USA and 33rd nationally, and they feature a near-even split between the ground and air attacks. UTSA is rushing for 209.3 yards per game, which stands fourth in the league and 20th in the FBS, and passing for 207.8 yards per outing. UTSA tallied 499 yards of offense in the season opener versus Texas State and followed that with a 498-yard effort against Stephen F. Austin, marking the second-most yards gained in a two-game span in program history. The Roadrunners racked up 330 yards on the ground in the double-overtime win at Texas State, the third-best rushing output in school annals, and they passed for a season-high 303 yards in the 37-35 triumph over Middle Tennessee on Sept. 25.

CONVERTING IN THE RED ZONE

UTSA has been nearly perfect in the red zone this season. The Roadrunners have reached the opponent's 20-yard line 20 times through the first four contests and they have scored on 19 of those trips with 11 touchdowns and eight field goals. The only unsuccessful visit to the red zone occurred in the first half of the UAB contest when UTSA did not convert on four tries following a first-and-goal opportunity from the 2-yard line.

SINCERE SUCCESS

After enjoying one of the best debut campaigns in program history last fall, UTSA running back Sincere McCormick is off to a fast start to his sophomore season. The 2019 Conference USA Freshman of the Year opened the fall by breaking his own school record with 197 rushing yards and a touchdown on 29 carries — also a UTSA record — to help the Roadrunners outlast Texas State in double overtime. McCormick ripped off a pair of career-long 58-yard runs and helped UTSA tally 330 yards on the ground for the third-best total in program annals, earning C-USA Offensive Player of the Week accolades for his performance. The Earl Campbell Tyler Rose Award watch list member followed that by tallying 98 yards on the ground in the 24-10 win over Stephen F. Austin on Sept. 19 before rushing for 82 yards and another score in the win against Middle Tennessee on Sept. 25. The Converse Judson High School product notched the fifth 100-yard performance of his 16-game career with 150 yards and a TD on 22 totes against UAB last Saturday in what was a matchup of two of the top rushers in the nation. The 2019 Freshman All-American leads the FBS in rushing yards with 527 and he stands fourth nationally with 131.8 yards per game, ninth with 151.8 all-purpose yards per contest, 12th with four rushing TDs and 20th with a 5.92 yards-per-carry average.

WELCOME BACK, ZAKHARI

UTSA wide receiver Zakhari Franklin picked up where he left off in his debut campaign in his first action of his sophomore season. After missing the first two games, the Cedar Hill High School product caught six passes for 119 yards and a touchdown to help lead the Roadrunners to a 37-35 win over Middle Tennessee on Sept. 25. He was on the receiving end of a 25-yard TD pass from Frank Harris in the first half and he nearly had his second score of the night on a 48-yard catch-and-run to the 1-yard line. He was limited to two catches for 10 yards in the UAB contest for his last outing. It marked the second 100-yard receiving output of his young career behind a 134-yard effort on six receptions in the win at Old Dominion last November. Franklin had 491 yards and three TDs on 38 catches in 2019 and with 435 of those yards during the final five contests, he now has 564 receiving yards in his last seven games.

SURE-HANDED CEPHUS EMERGES AT RECEIVER

UTSA sophomore Joshua Cephus has emerged as one of the team's top receiving targets through the first four games. The Spring, Texas, native made waves with his highlight-reel touchdown catch in overtime of the 51-48 season-opening win over Texas State on Sept. 12. With a defender draped all over him — defensive pass interference was called — the 6-3 wide receiver made a diving, one-handed grab in the end zone, a catch that earned the

No. 1 spot on ESPN SportsCenter's Top 10 Plays of the Day. Cephus finished with six receptions for 44 yards in the season opener and followed that with a career day in the 24-10 win over Stephen F. Austin, hauling in eight passes for 89 yards and his second TD of the season on a 4-yard pass in the final minutes of the first half. Cephus caught his third TD pass of the young season on a 7-yard throw from Josh Adkins late in the third quarter of the win against Middle Tennessee and he added three receptions for 42 yards versus UAB in his last outing. He leads the Roadrunners in receptions (22), receiving yards (205) and receiving TDs (3).

QB ROOM LOADED WITH STARTING EXPERIENCE

UTSA's quarterbacks room entered the season as one of the most experienced groups of signal callers in the nation. Josh Adkins (20), Frank Harris (4), Lowell Narcisse (7) and Jordan Weeks (4) boasted a combined 35 starts at the FBS level prior to 2020, making UTSA one of just five teams with four QBs with FBS starts under their belts. The others were Arkansas, Northwestern, Old Dominion and Tennessee. Through four games, UTSA has seen two different quarterbacks make a start with Harris in the first three contests before Adkins earned the nod versus UAB.

BOUNCING BACK

For the second straight season, UTSA quarterback Frank Harris enjoyed a memorable debut after bouncing back from injury. The junior from Schertz Clemens High School ran for a school record-tying three touchdowns and threw for another to help lead the Roadrunners to a 51-48 double-overtime triumph over Texas State. Harris completed 23 of 31 passes for 169 yards and carried 11 times for 51 yards and three scores in a turnover-free afternoon to guide the offense to 499 yards, the most since the 2017 win against Texas State. A member of the Davey O'Brien National Quarterback Award Midseason Watch List, Harris accounted for 373 yards and three TDs in the 24-10 win against Stephen F. Austin the following Saturday. He became the first UTSA signal caller to register two career 100-yard rushing games with 104 yards and two scores on 17 attempts and he completed 23 of 36 passes for a career-best 269 yards and a TD. Harris, who collected Conference USA Offensive Player of the Week honors on Sept. 21, certainly has displayed the toughness that warrants the No. 0 jersey he earned after a vote by his teammates. The lefthander has battled back from two knee injuries, including one that knocked him out for the 2018 season, and a shoulder injury that ended his 2019 campaign. Harris left the Middle Tennessee contest late in the first half with an injury after throwing for 70 yards and ripping off a 20-yard run. Despite missing the last one and a half games, he still leads C-USA and ranks fifth in the FBS with five total touchdowns.

FAMILIAR FACES RETURN ON OFFENSIVE LINE

UTSA welcomes back several familiar faces on the offensive line, including a trio of returning starters in Spencer Burford, Kevin Davis and Ahofitu Maka. Burford has 26 games and 25 starts under his belt and the junior from San Antonio Wagner High School earned honorable mention all-conference accolades last season after being named to the 2018 Conference USA All-Freshman Team. Following a redshirt year in 2017, Davis, who hails from Angleton, Texas, stepped into the starting center role in all 12 contests two seasons

UTSA IN THE NCAA RANKINGS

(As of games played on Oct. 3)

Category	NCAA	C-USA	Value
	Rank	Rank	
3rd Down Conversion % Defense	22	7	33.9
Defensive TDs	3	1	1
First Downs Offense	11	2	82
Passes Intercepted	1	1	7
Red-Zone Offense	18	3	95.0
Rushing Offense	20	4	209.3
Tackles for Loss/game	5	2	10.0
Turnover Margin	11	1	1.25
Turnovers Gained	3	1	9

Player	Category	NCAA	C-USA	Value
		Rank	Rank	
Sincere McCormick	AllPurpose/game	9	3	151.75
	Rushing Yards	1	1	527
	Rush Yards/game	4	2	131.8
	Rushing TDs	12	4	4
Frank Harris	Competition %	19	2	66.3
	Points Responsible	11	2	48
	Rushing TDs	5	1	5
	Total Points	14	3	30
Hunter Duplessis	Total TDs	8	2	5
	Field Goals/game	3	1	2.25
Hunter Duplessis	Field Goal %	1	1	1.000
	Total Points	4	1	41
Joshua Cephus	Receiving TDs	9	3	3
Jaylon Haynes	Sacks/game	17	5	1.00
	TFL/game	16	2	1.7
Jamal Ligon	Fumbles recovered	1	1	2
Corey Mayfield Jr.	INT/game	17	1	0.5
Rashad Wisdom	INT/game	17	1	0.5
Sheldon Jones	Punt Returns/game	17	2	3.0
Lucas Dean	Punt average	8	2	46.5

ago before making the move to guard as a sophomore when he started all 10 games in which he was available. Davis made his first appearance in 2020 with a start at right guard versus Middle Tennessee on Sept. 25 and his second straight start last Saturday versus UAB. Maka had an immediate impact on the line in his first season with the Roadrunners. UTSA's first player from the state of Hawai'i, he has started the last 16 contests at center. The most experienced returning offensive lineman on the roster is Dominic Pastucci, who has 36 games under his belt. A versatile senior from Pflugerville Hendrickson High School who can play guard or tackle, he has earned 11 starts during his career and a reputation as one of the team's strongest performers in the weight room.

WREAKING HAVOC

The UTSA defense has a new look in 2020 with the arrival of defensive coordinator Tyrone Nix's 3-4 front. The new alignment has helped to wreak havoc for opposing backfields, as the Roadrunners rank second in Conference USA and fifth in the country with 10.0 tackles for loss per game. Additionally, UTSA's 2.75 sacks per contest are good for third in the league and 27th nationally. In the season-opening win over Texas State, the Roadrunners recorded 14 tackles for loss, breaking the school record of 12 set in the 2019 season finale at Louisiana Tech. UTSA hit the double-digit mark once again with 10 in the 24-10 win against Stephen F. Austin on Sept. 19 before posting nine stops behind the line of scrimmage in the 37-35 victory against Middle Tennessee and seven versus UAB. The Roadrunners' 40 tackles for loss this season have cost opponents 145 combined yards, including 58 on 11 sacks.

GIVE ME THAT

The UTSA defense has emerged as one of the best units in the nation when it comes to forcing turnovers. The Roadrunners have come up with nine total takeaways through the first four contests, which leads Conference USA and stands third nationally. Seven of those turnovers have come in the form of an interception, including two apiece by Corey Mayfield Jr. and Rashad Wisdom and one each from Trevor Harmanson, Donyai Taylor and Tariq Woolen. UTSA's seven picks are tied for the FBS lead along with Cincinnati and Syracuse, while Mayfield Jr. and Wisdom are tied atop the league and rank 17th in the country in interceptions per game (0.5). Thanks to the nine takeaways, the Roadrunners also pace C-USA and stand 11th in the FBS in turnover margin (1.25/+5).

SENIOR STANDOUT PACES DEFENSIVE FRONT

In its short history, UTSA has made a name for itself by producing defensive linemen who have moved on to the professional ranks. Headlining that list is 2018 NFL first round draft pick Marcus Davenport, the 2017 Conference USA Defensive Player of the Year and a current member of the New Orleans Saints. Jaylon Haynes could be the next Roadrunner to join the likes of Davenport, Eric Banks, Ashaad Mabry, Jason Neill, Brian Price and Kevin Strong Jr. The senior from Wharton, Texas, enjoyed a breakout 2019 season that saw him lead all defensive linemen with 40 tackles, 12.5 tackles for loss and six quarterback hurries en route to honorable mention all-conference accolades. The 2017 C-USA All-Freshman Team selection has continued to be a force in the middle this season as he ranks second in the league and 16th nationally in tackles for loss

TRIANGLE OF TOUGHNESS PLAYERS OF THE WEEK

Offense

Week: Player(s)

Week 1: Joshua Cephus, Ahofitu Maka, Leroy Watson, Brennon Dingle, Frank Harris, Sincere McCormick

Week 2: Lowell Narcisse, Josh Oatis

Week 3: Josh Adkins, Spencer Burford, Zakhari Franklin, Ahofitu Maka, Gavin Sharp

Week 4: Ahofitu Maka, Sincere McCormick

Defense

Week: Player(s)

Week 1: Jaylon Haynes, Charles Wiley, Rashad Wisdom

Week 2: Jaylon Haynes, Tariq Woolen

Week 3: Trevor Harmanson, Jamal Ligon, Corey Mayfield Jr., Charles Wiley, Tariq Woolen

Week 4: Lorenzo Dantzler, Dadrian Taylor

Special Teams

Week: Player(s)

Week 1: Hunter Duplessis, Tyler Mahnke, Antonio Parks, Jarrett Preston

Week 2: Lucas Dean, Sheldon Jones

Week 3: Lucas Dean, Brennon Dingle, Hunter Duplessis, DeQuarius Henry, Peter Gray, Kelechi Nwachuku, Leroy Watson

Week 4: Lucas Dean, Brennon Dingle

SCOUT TEAM PLAYERS OF THE WEEK

Offense

Week: Player(s)

Week 1: Andrew Acosta, Justin Rodriguez

Week 2: Jordan Brown, Allen Horace

Week 3: Cam Peters, Matthew Ojeda

Week 4: Justin Rodriguez, Monte Williams

Defense

Week: Player(s)

Week 1: Zachary Gilson

Week 2: Walker Baty

Week 3: Nate Hawkins

Week 4: Jaden Jones

per game (1.7) and fifth in C-USA and 17th in the FBS in sacks per contest (1.0). Haynes, who missed the UAB contest due to injury, has recorded 20.5 career TFL, good for a tie for fifth place on UTSA's all-time list.

FRESHMAN LINEBACKER TURNING HEADS

True freshman Jamal Ligon has turned heads in his short time as a Roadrunners. A two-time district utility player of the year after playing tight end, fullback and defensive line at Tyler Lee High School under Kurt Traylor, UTSA head coach Jeff Traylor's brother and current Roadrunners tight ends coach, he has appeared in all four games and earned a start at inside linebacker in each of the last three contests. After registering four stops in the season-opening win at Texas State and a pair of tackles in the triumph over Stephen F. Austin, Ligon exploded for a school-record 19 tackles in the 37-35 victory against Middle Tennessee on Sept. 25. He turned in eight solo stops and 1.5 sacks as part of his record-setting tackles total to go along with a pair of quarterback hurries and he was named Athlon Sports' Defensive Freshman of the Week and Conference USA Defensive Player of the Week for his performance against the Blue Raiders. His 19 tackles eclipsed the previous program standard of 16 set in 2011 by Cody Rogers and it marks the most tackles made by an FBS player in a game this season. Ligon added five tackles and he forced and recovered a fumble against UAB in his last outing. On the season, he has posted 30 total tackles, including 16 solo tackles, 3.5 tackles for loss and 2.5 sacks, as well as a pair of quarterback hurries and one forced fumble. He is one of four players tied for the FBS lead with two fumble recoveries this year.

NOT YOUR TYPICAL CORNER

Tariq Woolen did not take the traditional path to starting cornerback for the Roadrunners. The junior from Fort Worth began his UTSA career as a wide receiver and caught 24 passes for 263 yards and a touchdown over the past two seasons after taking a redshirt in 2017. Approached by coaches with a position change late in the 2019 campaign, he jumped at the opportunity to see more playing time in the secondary. He saw significant playing time at cornerback in the season finale against Louisiana Tech and recorded a pair of tackles. Listed at six feet, five inches, Woolen is taller than the typical corner, but his quickness, agility and toughness impressed the new coaching staff during fall camp enough to earn the starting nod for the 2020 opener. He made the most of his first start at the position, posting five tackles — all solo — including a sack for a 10-yard loss to go along with one quarterback hurry in the double-overtime victory at Texas State. Woolen followed that outing with five tackles and a career-best four pass breakups in the 24-10 win against Stephen F. Austin. He recorded five more tackles and logged his first career interception, despite playing with a cast on one arm, in the 37-35 triumph over Middle Tennessee on Sept. 25. Woolen ranks third in Conference USA and 36th in the nation in passes defended (1.3/game).

WISDOM IN THE SECONDARY

Despite being on the UTSA campus for less than two years, sophomore safety Rashad Wisdom has emerged as one of the team leaders. The Converse Judson High School product enrolled in January 2019 and immediately had an impact on the program on and off the field. He

earned Conference USA All-Freshman Team honors after racking up 44 tackles, 5.5 tackles for loss, a pair of sacks and an interception that he returned 34 yards for a touchdown in his debut campaign. He provided quite the encore in his 2020 debut, recording a team-high 10 tackles, including 1.5 TFL, and returning an interception 81 yards for a touchdown in the fourth quarter. He again led the defense in tackles with nine in the win against Stephen F. Austin on Sept. 19 before posting nine in the 37-35 triumph over Middle Tennessee. He recorded five solo stops and his second interception of the fall before being ejected for targeting in the second half of the UAB contest. Wisdom leads UTSA and is tied for third the league in total tackles with 33 this season, and his two picks place him atop C-USA and in a tie for 17th nationally. Wisdom's family captured the hearts of the UTSA football program and the San Antonio community over the past year by sharing the story of Rashad's younger brother, Bryce, who was diagnosed with cancer in 2019 and passed away at the age of 17 in July of this year. UTSA is wearing a "Bryce Strong" helmet sticker this season in his honor.

DUPLESSIS LOOKING TO KEEP STREAK ALIVE

UTSA place-kicker Hunter Duplessis enters Saturday's matchup against BYU with a stretch of 18 consecutive field goals made, the longest active streak in FBS. He made all three of his attempts in the season opener, including the game-winning 29-yarder at the end of the second overtime, to help lift UTSA to a 51-48 triumph over Texas State on Sept. 12, and he earned Conference USA Special Teams Player of the Week accolades for his performance. Duplessis drilled his only field-goal attempt and all three extra-point attempts in the win against Stephen F. Austin on Sept. 19 before making all seven kicks — three field goals and four PATs — in the win over Middle Tennessee. He booted a pair of field goals, including a career-long 48-yarder that ranks as the fifth-longest in program history, and his only extra-point attempt versus UAB, and he now has made 39 straight PATs in his career. After missing his first two field-goal attempts as a junior, he reeled off nine straight to finish the year. Duplessis — UTSA's nominee for the William V. Campbell Trophy — has not missed a kick since Sept. 21, 2019. His nine field goals made this season lead all FBS players and his 41 points scored pace the league and rank fourth nationally.

Consecutive Field Goals Made (active FBS players)

Hunter Duplessis, UTSA	18
Brian Johnson, Virginia Tech	16
Brian Delaney, Virginia	15
Christopher Dunn, NC State	14
Parker White, South Carolina	13
Connor Assalley, Iowa State	11
Blake Haubeil, Ohio State	10
Quinn Nordin, Michigan	10

PUNTER FROM DOWN UNDER

In its short history, UTSA has developed consistent success in the punting game with the likes of Kristian Stern and Yannis Routsas, a 2017 Ray Guy Award semifinalist. Sophomore punter Lucas Dean has emerged as the next in that punting lineage. A product of Prokick Australia and the first Roadrunner regardless of position from Down Under, Dean has used an Australian Rules Football background to

help provide UTSA with a weapon in the kicking game since his arrival on campus in 2019. As a true freshman, he averaged 40.8 yards on 65 punts and booted 12 of 50-plus yards. He also pinned opponents inside the 20-yard line 16 times and induced 28 fair catches. Through four games this season, Dean has registered a 46.5 average, good for second in Conference USA and eighth nationally. Of his 24 punts, nine have sailed 50-or-more yards, 14 have been downed inside the 20 and six have resulted in fair catches. Dean averaged 49.2 yards on six punts — including matching his career high with a 57-yard bomb that was downed at the 9-yard line — in the 37-35 win against Middle Tennessee on Sept. 19. He punted six times for a 45.0 average with five pinning UAB inside its own 20, including a 55-yarder that was downed at the 1, in his last outing, and he was named Ray Guy Punter of the Week for his performance.

BROTHERLY DUOS

UTSA has two sets of brothers on the 2020 roster in junior offensive lineman Kevin Davis and freshman wide receiver Isaiah Davis, along with junior safety Dadrian Taylor and freshman safety Donyai Taylor. That makes the Roadrunners one of 27 FBS teams with at least two brotherly duos.

UTSA ROSTER BREAKDOWN

UTSA's 116-man roster features 21 seniors, 27 juniors, 30 sophomores and 38 redshirt or true freshmen. The roster lists 87 players — 75% — who hail from the state of Texas, while the next-closest state is Louisiana with eight. There are five players from both California and Mississippi, while three call Florida home and a pair are from Georgia. UTSA has one player each from Hawai'i, Maryland, Michigan and Tennessee, while Lucas Dean is the first Roadrunner from Australia.

REPRESENTING THE 210

UTSA head coach Jeff Traylor and his staff have placed an emphasis on recruiting the 210 area code, which covers the city of San Antonio and surrounding areas. The current roster already includes a lengthy list of 25 local players:

Name (High School)

Josh Adkins (Smithson Valley)
Jabari Aiken (Johnson)
Rudy Aleman Jr. (Warren)
Brenden Brady (Steele)
Spencer Burford (Wagner)
Oscar Cardenas (Brandeis)
JayVeon Cardwell (Steele)
Cade Collenback (O'Connor)
Hunter Duplessis (Cole)
KJ Elder (Warren)
Shaquan Flagg (Brennan)
Frank Harris (Clemens)
Jaden Jones (East Central)
Magnus Kirby (Sam Houston)
Brandon Matterson (Brandeis)
Sincere McCormick (Judson)
Matthew Ojeda (Int'l School of the Americas)
Jaren Randle (Johnson)

Justin Rodriguez (Johnson)
Daniel Santallana (East Central)
Jordan Smith (Brennan)
Xavier Spencer (Judson)
William Turner (Randolph)
Julon Williams (Judson)
Rashad Wisdom (Judson)

UTSA TRIANGLE OF TOUGHNESS

UTSA head coach Jeff Traylor has installed many new ideas since his hiring, including his Culture Pillars: Integrity, Passion, Mental & Physical Toughness, Selfless and Perfect Effort. As part of that new culture, the players voted after fall camp on who would earn single-digit jersey numbers, a reward for representing mental and physical toughness on and off the field. Nos. 0-9 were unveiled in a series of tweets and the numbers 2, 1 and 0 were chosen for the players voted to represent the 210 Brand, the UTSA Triangle of Toughness. Below are the single-digit jersey numbers as voted by their teammates:

0 – Frank Harris, Rashad Wisdom
1 — Jaylon Haynes
2 — Sheldon Jones
3 — Sincere McCormick
4 — Antonio Parks, Leroy Watson
5 — Brenden Brady
6 — Brennon Dingle
7 — Dadrian Taylor
8 — Solomon Wise
9 — Clarence Hicks

Trevor Harmanson also was voted into the single-digit group but elected to stay in No 15, while offensive linemen Spencer Burford, Ahofitu Maka and Dominic Pastucci also received the necessary votes but cannot change to a single-digit number due to their position.

LEADERSHIP COUNCIL ELECTED

UTSA has elected a Leadership Council made up of representatives from each position group.

QB — Frank Harris
RB — Brenden Brady
WR — Sheldon Jones
TE — Leroy Watson
OL — Dominic Pastucci
DL — Jaylon Haynes
LB — DeQuarius Henry, Tyler Mahnke
DB — Rashad Wisdom
ST — Hunter Duplessis, Myles Benning

UP NEXT

UTSA will return home to host Army West Point for the second straight season on Saturday, Oct. 17. Kickoff is set for 12:30 p.m. and the game will be televised nationally on CBS Sports Network.

CAREER RECORD WATCH

RUSHING

Rushes

1. ___ Jarveon Williams _____	474	2013-16
2. ___ Jalen Rhodes _____	421	2015-18
3. ___ David Glasco II _____	400	2011-14
4. ___ Dalton Sturm _____	360	2014-17
5. ___ Sincere McCormick _____	266	2019-present

Rushing Yards

1. ___ Jarveon Williams _____	2,393	2013-16
2. ___ Jalen Rhodes _____	1,996	2015-18
3. ___ David Glasco II _____	1,752	2011-14
4. ___ Sincere McCormick _____	1,510	2019-present
5. ___ Dalton Sturm _____	1,227	2014-17

Rushing Yards Per Attempt (min. 150 attempts)

1. ___ Sincere McCormick _____	5.67	2019-present
2. ___ Jarveon Williams _____	5.05	2013-16
3. ___ Jalen Rhodes _____	4.74	2015-18
4. ___ Evans Okotcha _____	4.67	2011-13
5. ___ Tyrell Clay _____	4.40	2014-17

Rushing Yards Per Game (min. 10 games)

1. ___ Sincere McCormick _____	94.4	2019-present
2. ___ Jarveon Williams _____	55.7	2013-16
3. ___ Lowell Narcisse _____	44.7	2019
4. ___ Jalen Rhodes _____	43.4	2015-18
5. ___ David Glasco II _____	39.8	2011-14

Rushing Touchdowns

1. ___ David Glasco II _____	20	2011-14
2. ___ Jarveon Williams _____	19	2013-16
3. ___ Jalen Rhodes _____	18	2015-18
4. ___ Eric Soza _____	16	2011-13
5. ___ Evans Okotcha _____	14	2011-13
- ___ Sincere McCormick _____	12	2019-present

PASSING

Passing Attempts

1. ___ Eric Soza _____	966	2011-13
2. ___ Dalton Sturm _____	811	2014-17
3. ___ Cordale Grundy _____	225	2018-19
4. ___ Lowell Narcisse _____	206	2019-present
5. ___ Tucker Carter _____	200	2012-14
- ___ Frank Harris _____	171	2019-present

Passing Completions

1. ___ Eric Soza _____	574	2011-13
2. ___ Dalton Sturm _____	482	2014-17
3. ___ Tucker Carter _____	119	2012-14
4. ___ Frank Harris _____	119	2019-present
5. ___ Cordale Grundy _____	112	2018-19
- ___ Lowell Narcisse _____	107	2019-present

Passing Yards

1. ___ Eric Soza _____	6,952	2011-13
2. ___ Dalton Sturm _____	5,768	2014-17
3. ___ Tucker Carter _____	1,273	2012-14
4. ___ Lowell Narcisse _____	1,226	2019
5. ___ Blake Bogenschutz _____	1,179	2014-15
- ___ Frank Harris _____	994	2019-present

Passing Yards Per Game

1. ___ Eric Soza _____	217.2	2011-13
2. ___ Dalton Sturm _____	164.8	2014-17
3. ___ Blake Bogenschutz _____	147.4	2014-15
4. ___ Frank Harris _____	142.0	2019-present
5. ___ Ryan Polite _____	120.8	2012

Completion Percentage (min. 100 attempts)

1. ___ Frank Harris _____	69.6	2019-present
1. ___ Tucker Carter _____	59.5	2012-14
2. ___ Eric Soza _____	59.4	2011-13
___ Dalton Sturm _____	59.4	2014-17
4. ___ Blake Bogenschutz _____	58.5	2014-15
5. ___ Austin Robinson _____	55.5	2014

Passing Touchdowns

1. ___ Dalton Sturm _____	49	2014-17
2. ___ Eric Soza _____	46	2011-13
3. ___ Lowell Narcisse _____	8	2019-present
4. ___ Frank Harris _____	6	2019-present
5. ___ Tucker Carter _____	5	2012-14
___ Cordale Grundy _____	5	2018-19

Passing Efficiency (min. 100 attempts)

1. ___ Dalton Sturm _____	134.7	2014-17
2. ___ Eric Soza _____	130.8	2011-13
3. ___ Frank Harris _____	126.5	2019-present
4. ___ Blake Bogenschutz _____	115.5	2014-15
5. ___ Tucker Carter _____	114.2	2012-14

MISCELLANEOUS

Total Offense Yards

1. ___ Eric Soza _____	7,970	2011-13
2. ___ Dalton Sturm _____	6,995	2014-17
3. ___ Jarveon Williams _____	2,396	2013-16
4. ___ Jalen Rhodes _____	1,996	2015-18
5. ___ David Glasco II _____	1,752	2011-14
- ___ Sincere McCormick _____	1,510	2019-present

Total Offense Yards Per Game (min. 10 games)

1. ___ Eric Soza _____	249.1	2011-13
2. ___ Dalton Sturm _____	199.9	2014-17
3. ___ Lowell Narcisse _____	156.2	2019-present
4. ___ Cordale Grundy _____	105.2	2018-19
5. ___ Tucker Carter _____	100.1	2012-14
- ___ Sincere McCormick _____	94.4	2019-present

All-Purpose Yards

1. ___ Jarveon Williams _____	3,463	2013-16
2. ___ Kam Jones _____	3,144	2011-14
3. ___ Jalen Rhodes _____	2,469	2015-18
4. ___ Kenny Harrison _____	2,179	2011-14
5. ___ David Glasco II _____	1,861	2011-14
- ___ Sincere McCormick _____	1,784	2019-present

All-Purpose Yards Per Game

1. ___ Sincere McCormick _____	111.5	2019-present
2. ___ Jarveon Williams _____	80.5	2013-16
3. ___ Kam Jones _____	69.9	2011-14
4. ___ Derrick Dick _____	57.2	2015
5. ___ Evans Okotcha _____	55.8	2011-13

SCORING

Points

1. ___ David Glasco II _____	134	2011-14
2. ___ Jarveon Williams _____	120	2013-16
___ Jalen Rhodes _____	120	2015-18
4. ___ Evans Okotcha _____	114	2011-13
5. ___ Kerry Thomas Jr. _____	102	2014-17
- ___ Hunter Duplessis _____	93	2017-present
- ___ Sincere McCormick _____	78	2019-present

Points by a Kicker

1. ___ Sean Ianno _____	256	2011-14
2. ___ Jared Sackett _____	140	2017-18
3. ___ Hunter Duplessis _____	93	2017-present
___ Victor Falcon _____	86	2015-17
5. ___ Daniel Portillo _____	58	2014-17

Extra Points

1. ___ Sean Ianno _____	109	2011-14
2. ___ Victor Falcon _____	47	2015-17
3. ___ Jared Sackett _____	41	2017-18
4. ___ Hunter Duplessis _____	39	2017-present
5. ___ Daniel Portillo _____	28	2014-17

Field Goals

1. ___ Sean Ianno _____	49	2011-14
2. ___ Jared Sackett _____	33	2017-18
3. ___ Hunter Duplessis _____	18	2017-19
___ Victor Falcon _____	13	2015-17
5. ___ Daniel Portillo _____	10	2014-17

SPECIAL TEAMS

Kickoffs

1. ___ Daniel Portillo _____	179	2014-17
2. ___ Sean Ianno _____	157	2011-14
3. ___ Hunter Duplessis _____	54	2017-present
4. ___ Matthew Cluck _____	51	2019
5. ___ Josh Ward _____	38	2011-14

Punts

1. ___ Yanniss Routsas _____	254	2015-18
2. ___ Kristian Stern _____	172	2011-14
3. ___ Lucas Dean _____	89	2019-present
4. ___ Josh Ward _____	61	2011-14
5. ___ Daniel Portillo _____	4	2014-17

Punting Average (min 40 attempts)

1. ___ Lucas Dean _____	42.31	2019
2. ___ Yanniss Routsas _____	41.48	2015-18
3. ___ Kristian Stern _____	40.77	2011-14
4. ___ Josh Ward _____	34.13	2011-14

Punt Returns

1. ___ Kenny Harrison _____	43	2011-14
2. ___ Sheldon Jones _____	31	2018-present
3. ___ JaBryce Taylor _____	21	2015-16
4. ___ Derrick Dick _____	16	2015
5. ___ Brady Jones _____	14	2015-17

DEFENSE

Tackles For Loss

1. ___ Marcus Davenport _____	38.0	2014-17
2. ___ Kevin Strong Jr. _____	26.5	2015-18
3. ___ Jason Neill _____	23.5	2011-15
4. ___ Josiah Tavaeafa _____	22.5	2016-18
5. ___ Jaylon Haynes _____	20.5	2017-present
___ Eric Banks _____	20.5	2016-19
- ___ Lorenzo Dantzler _____	17.5	2018-present
- ___ DeQuarius Henry _____	15.0	2018-present

QUICK NUGGETS

JUNIOR • QB • JOSH ADKINS

- Started 20 games at New Mexico State and threw for 5,151 yards and 27 TDs

JUNIOR • RB • BRENDEN BRADY

- Ran for 3,903 yards and 49 TDs in his career at Cibolo Steele High School

JUNIOR • OL • SPENCER BURFORD

- First four-star recruit in UTSA history, out of San Antonio's Wagner High School

- Has started 21 of 22 games played in his career, earning honorable mention all-league honors as a sophomore

SOPHOMORE • CB • JAYVEON CARDWELL

- Transfer from Oklahoma State who played at Cibolo Steele High School

JUNIOR • OL • KEVIN DAVIS

- Made all 12 started as a true freshman at center and moved to right guard for 10 starts as a sophomore

SOPHOMORE • P • LUCAS DEAN

- Punter out of Dunsborough, Australia, the first UTSA player from Down Under

SENIOR • PK/P • HUNTER DUPLESSIS

- Made 9 of 11 field goals and was 25 of 25 on PATs in 2019 in his first year as a starter

SOPHOMORE • WR • ZAKHARI FRANKLIN

- Emerged late in his freshman season as a weapon, ranking as the co-team leader in catches (38) in just nine games

JUNIOR • LB • TREVOR HARMANSON

- Ranked third on the team with 48 tackles in 2019, starting eight straight games to end the year

JUNIOR • QB • FRANK HARRIS

- Started first four games of 2019 before injury and completed 72.5% of his passes

SENIOR • DT • JAYLON HAYNES

- Had team-leading 12.5 TFL in 2019 and was named honorable mention all-league

SENIOR • LB • DEQUARIUS HENRY

- Ranks fourth in UTSA career history with nine sacks

JUNIOR • CB • COREY MAYFIELD JR.

- Started eight of 11 games played as a sophomore
- Father played at Oklahoma and in NFL

SOPHOMORE • RB • SINCERE MCCORMICK

- FWAA Freshman All-America and 2019 C-USA Freshman of the Year

JUNIOR • QB • LOWELL NARCISSE

- Started in seven games as a dual-threat weapon under center

SENIOR • TE • LEROY WATSON

- Skilled piano player who started at TE in 10 games in 2019

SOPHOMORE • S • RASHAD WISDOM

- C-USA All-Freshman Team pick in 2019 who made 12 starts

SENIOR • LB • SOLOMON WISE

- Older brothers Daniel (Cowboys) and Deatrich (Patriots) are NFL veterans

- Father was a ninth-round pick of the Seahawks in the 1988 NFL Draft

JUNIOR • CB • TARIQ WOOLEN

- A 6-foot-5 cornerback who moved to the position from wide receiver late in 2019

ROADRUNNERS IN THE NFL

A total of three former Roadrunners are currently active in the NFL, including the first NFL first-round pick out of UTSA, Marcus Davenport.

Los Angeles Rams

Eric Banks, DE (2016-19)

New Orleans Saints

Marcus Davenport, DE (2014-17)

Detroit Lions

Kevin Strong Jr., DL (2015-18)

DRAFTEES, FREE-AGENT SIGNEES AND MINI-CAMP INVITATIONS

Eric Banks - Los Angeles Rams (free agent)

Marcus Davenport — New Orleans Saints (1st round / 14th overall)

Devron Davis — Baltimore Ravens (rookie mini-camp invite)

Josh Dunlop - Los Angeles Chargers (free agent)

Michael Egwuagu — Chicago Bears (rookie mini-camp invite)

Andrew King — Buffalo Bills (rookie mini-camp invite)

Ashaad Mabry — New Orleans Saints, Carolina Panthers (free agent)

Jeremiah Moeller — Chicago Bears (rookie mini-camp invite)

Jordan Moore — Atlanta Falcons, Denver Broncos (free agent)

David Morgan II — Minnesota Vikings (6th round / 188th overall)

Jason Neill — Cleveland Browns, Dallas Cowboys (free agent)

Bennett Okotcha — Tennessee Titans (free agent)

Austin Pratt — Tampa Bay Buccaneers (rookie mini-camp invite)

Brian Price — Green Bay Packers, Dallas Cowboys, Cleveland Browns (free agent)

Yannis Routsas — Washington Redskins (rookie mini-camp invite)

Kevin Strong Jr. — Detroit Lions (free agent)

Dalton Sturm — Dallas Cowboys (free agent)

Josiah Tauaefa — New York Giants (free agent)

Josh Walker — Pittsburgh Steelers (rookie mini-camp invite)

Triston Wade — Seattle Seahawks (free agent)

Jarveon Williams — Cincinnati Bengals (free agent)

*Teddy Williams — Chicago Bears, Arizona Cardinals, Indianapolis Colts, Dallas

Cowboys, Jacksonville Jaguars, Carolina Panthers, New York Giants (free agent)

* did not play football at UTSA (track & field)



« **UTSA ROADRUNNERS COACHING STAFF SPEED CHART** »

« **ON THE SIDELINE** »



Jeff Traylor
Head Coach



Tyrone Nix
Defensive Coordinator/
Linebackers



Tommy Perry
Special Teams
Coordinator



Will Stein
Passing Game
Coordinator/Wide
Receivers



Matt Mattox
Run Game
Coordinator/
Offensive Line



Rod Wright
Run Game
Coordinator/
Defensive Line



Julian Griffin
Running Backs



Nick Graham
Cornerbacks

« **IN THE BOOTH** »



Barry Lunney Jr.
Offensive
Coordinator/QBs



Kurt Traylor
Tight Ends



Jess Loepp
Safeties

LAST TIME OUT

SATURDAY, OCT. 3
UAB 21, UTSA 13
BIRMINGHAM, ALA. - LEGION FIELD

BIRMINGHAM, Ala. — Sincere McCormick rushed for 150 yards and a touchdown and the UTSA defense forced four UAB turnovers, but it was not enough in a 21-13 loss to the Blazers in Conference USA action on Saturday at Legion Field.

Trailing by two scores in the fourth quarter, the Roadrunners (3-1, 1-1 C-USA) took advantage of their fourth takeaway of the day when Trevor Harmanson picked off a Bryson Lucero pass over the middle to set up UTSA on the UAB 34-yard line. McCormick dashed around left end for 25 yards on first down and, following a defensive pass interference penalty in the end zone, the sophomore from Converse Judson found paydirt from two yards. Hunter Duplessis' extra point made it 21-13 with 10:31 remaining.

UTSA then forced a three-and-out and drove into UAB territory, as Lowell Narcisse's 16-yard quarterback keeper put the ball on the 33. However, two straight tackles in the backfield followed by two incomplete passes turned the ball over on downs with 4:40 left to play.

The Roadrunners held on third down near midfield and forced a punt with a little more than one minute left, but a roughing the punter penalty gave the Blazers (3-1, 1-0) an automatic first down and they ran out the clock to secure the win, their 20th in a row at Legion Field.

McCormick paced the UTSA offense with his second 100-yard rushing game of the season and fifth of his career came on the strength of 22 carries. Narcisse added 42 yards on the ground, while Jordan Weeks, who came into the game after starting quarterback Josh Adkins was injured on the first play from scrimmage, completed seven passes for 57 yards.

Attendance: 12,547	1	2	3	4	Final
UTSA (3-1, 1-1)	3	3	0	7	13
UAB (3-1, 1-1)	7	7	7	0	21

SCORING SUMMARY

1st	09:40	UTSA	Hunter Duplessis 48 yd field goal 11 plays, 49 yards, TOP: 5:20	3-0
	03:34	UAB	Myron Mitchell 18 yd pass from Bryson Lucero (Matt Quinn kick) 4 plays, 88 yards, TOP: 1:48	3-7
2nd	12:10	UAB	Gerrit Prince 15 yd pass from Bryson Lucero (Matt Quinn kick) 5 plays, 30 yards, TOP: 2:18	3-14
	06:49	UTSA	Hunter Duplessis 35 yd field goal 7 plays, 25 yards, TOP: 2:11	6-14
3rd	01:32	UAB	Gerrit Prince 21 yd pass from Bryson Lucero (Matt Quinn kick) 10 plays, 90 yards, TOP: 5:38	6-21
4th	10:31	UTSA	Sincere McCormick 2 yd run (Hunter Duplessis kick) 2 plays, 34 yards, TOP: 0:48	13-21

	UTSA	UAB
FIRST DOWNS.....	17	21
RUSHES-YARDS (NET).....	36-190	37-214
PASSING YDS (NET).....	90	195
PASSES ATT-COMP-INT.....	25-9-1	30-18-3
TOTAL OFFENSE PLAYS-YARDS.....	61-280	67-409
FUMBLE RETURNS-YARDS.....	0-0	0-0
PUNT RETURNS-YARDS.....	2-1	0-0
KICKOFF RETURNS-YARDS.....	2-51	0-0
INTERCEPTION RETURNS-YARDS.....	3-5	1-5
PUNTS (NUMBER-AVG).....	6-45.0	3-38.3
FUMBLES-LOST.....	1-0	1-1
PENALTIES-YARDS.....	10-98	6-72
POSSESSION TIME.....	26:53	33:07
THIRD-DOWN CONVERSIONS.....	2 OF 13	4 OF 11
FOURTH-DOWN CONVERSIONS.....	1 OF 3	0 OF 1
RED-ZONE SCORES-CHANCES.....	2-3	3-4
SACKS BY: NUMBER-YARDS.....	0-0	4-28

RUSHING: UTSA-Sincere McCormick 22-150; Lowell Narcisse 7-42; B.J. Daniels 2-3; Jordan Weeks 5-minus 5. **UAB**-Spencer Brown 26-144; Jermaine Brown Jr. 5-38; DeWayne McBride 2-31; Bryson Lucero 1-7; Trea Shropshire 1-minus 2; TEAM 2-minus 4.

PASSING: UTSA-Jordan Weeks 7-19-1-57; Lowell Narcisse 2-5-0-33; Josh Adkins 0-1-0-0. **UAB**-Bryson Lucero 18-29-3-195; TEAM 0-1-0-0.

RECEIVING: UTSA-Joshua Cephus 3-42; Brennon Dingle 2-23; Zahkari Franklin 2-10; Sheldon Jones 1-16; Leroy Watson 1-minus 1. **UAB**-Myron Mitchell 6-65; Hayden Pittman 4-50; Gerrit Prince 2-36; Spencer Brown 2-16; Austin Watkins Jr. 1-12; Trea Shropshire 1-12; MOLL, K. 1-2; Rob Johnson 1-2.

INTERCEPTIONS: UTSA-Corey Mayfield Jr. 1-6; Trevor Harmanson 1-0; Rashad Wisdom 1-minus 1. **UAB**-Michael Fairbanks II 1-5.

FUMBLES: UTSA-Sheldon Jones 1-0. **UAB**-Kristopher Moll 1-1.

« **UTSA FOOTBALL MEDIA POLICY** »

The UTSA Athletics Communications Office assists members of the media with their coverage of all 17 Roadrunners sports by coordinating interviews and providing feature ideas, notes, statistics and any other information needed to cover the athletics department. Media members may check the UTSA Athletic's official website — goUTSA.com — for the latest information on all Roadrunners sports.

INTERVIEW POLICY

All interviews with UTSA student-athletes and coaches must be arranged at least 24 hours in advance by contacting the Athletics Communications Office. Telephone interviews are available to the media on a "call-back" basis ONLY and at a time that is convenient for the interviewee. Contact information (i.e., cell phone numbers) for student-athletes and coaches WILL NOT be provided to the media.

MEDIA AVAILABILITY

During the season, UTSA head coach Jeff Traylor will be available during a Monday media roundtable session. Coach Traylor and student-athletes will be available post-practice on Tuesdays and Wednesdays (subject to change for short weeks) via Zoom. All interview requests for the week should be made by noon Monday of game weeks to help expedite the process.

PRACTICE POLICIES

UTSA football practices take place on the Main Campus near Roadrunner Field (softball). Practices are closed until further notice due to COVID-19 safety protocols. Questions pertaining to practice schedules and specific media information regarding coverage for all other sports may be directed to Kyle Stephens and/or Brent Ingram.

POSTGAME PROCEDURES

Following a brief cooling-off period, UTSA head coach Jeff Traylor and requested student-athletes will be made available via Zoom or in a socially distanced setting at the Alamodome. The UTSA Athletics Communications Staff will provide a link to join the meeting.

« **WHO TO CONTACT** »

Associate AD/Athletics Communications Kyle Stephens
cell: (210) 887-3636
email: kyle.stephens@utsa.edu

Associate Athletics Communications Director Brent Ingram
cell: (210) 845-8651
email: brent.ingram@utsa.edu

« **ON THE INTERNET** »

goUTSA.com

The official website of UTSA Athletics is the home for all the football information you need. Schedules, results, rosters, bios, stats, releases, game notes and the 2019 media guide and supplement can be found here.

ConferenceUSA.com


The official website of Conference USA contains updated standings, results, schedules, stats, releases, notes and much more.

BYUCougars.com

The official website of UTSA's opponent this week.

« **FOLLOW UTSA ON SOCIAL MEDIA** »

UTSA Athletics



UTSA Football



collegepressbox.com

SINCE 2005 **EVERYTHING BUT THE PRE-GAME MEAL**
collegepressbox.com is the official media website for Division I football. Access and download weekly game notes, quotes, statistics, media guides, headshots, logos and more for each conference and its member schools. Login information will be distributed to accredited media or you can apply for a password at collegepressbox.com/register.

« **UTSA ROADRUNNERS FOOTBALL WEEKLY SCHEDULE (SUBJECT TO CHANGE)** »

MONDAY, OCT. 5	TUESDAY, OCT. 6	WEDNESDAY, OCT. 7	THURSDAY, OCT. 8	FRIDAY, OCT. 9	SATURDAY, OCT. 10	SUNDAY, OCT. 11
Media Roundtable 9:30 a.m.	Practice (closed) 10:45 a.m.	Practice (closed) 10:45 a.m.	Practice (closed) 10:30 a.m.	Practice (closed)	Game Day at BYU 2:30 p.m.	Practice (closed)
<i>Coach Traylor available via Zoom</i>	<i>Coach Traylor & player interviews after practice via Zoom</i>	<i>Coach Traylor & player interviews after practice via Zoom</i>	<i>Barry Lunney Jr., and Tyrone Nix after practice via Zoom</i>	« <i>No Media Availability</i> »	Postgame Interviews <i>Locker room closed. Coach Traylor & selected players available</i>	« <i>No Media Availability</i> »
		Jeff Traylor Radio Show 7-8 p.m. Ticket 760 AM				



JEFF TRAYLOR



Head Coach
First Season
(Stephen F. Austin, '90)
@CoachTraylor

UTSA announced Jeff Traylor, former associate head coach at Texas, SMU and Arkansas, as its new head football coach on Dec. 9, 2019.

Traylor has nearly 30 years of coaching experience including a highly successful 15-year career as head coach at Gilmer High School, where he led teams to three state championships and two state runner-up finishes and won more than 87% of his games.

A native of Gilmer, he served most recently as associate head coach and running backs coach for two seasons at Arkansas, where he helped sign the school's first top-20 recruiting class. Prior to that, he served in the same role at SMU for the 2017 season. He began his collegiate coaching career as the special teams coordinator and tight ends coach at Texas in 2015 before becoming the Longhorns' associate head coach for offense and wide receivers coach the following year.

Traylor's impact on the offense was felt immediately in his first season at Arkansas, as his running backs corps racked up 1,721 yards and 11 touchdowns in 2018. The unit was led by Rakeem Boyd, who rushed for more than 100 yards in three different SEC games, including a season-best 113 against Vanderbilt. The Houston Stratford High School product took over the starting tailback role in the fifth game of the season and his most impressive stretch of the season came during a four-game stretch against Alabama, Ole Miss, Tulsa and Vanderbilt, as he topped the century mark three times and totaled 423 yards. His 102 yards against Alabama made him the first Arkansas running back to eclipse 100 yards against the Crimson Tide since Darren McFadden in 2007.

In Traylor's second season coaching the Arkansas running backs, Boyd rushed for 1,133 yards and eight touchdowns on 184 carries (6.2 avg.) to spearhead a ground game that accumulated 1,766 yards. Boyd topped 100 yards in five contests, including a season-best 185 and two scores on just eight attempts against Western Kentucky. He also rushed for 100-plus against Portland State (114), Colorado State (122), Kentucky (134) and Mississippi (114).

Prior to his time at Arkansas, Traylor spent the 2017 season as associate head coach and running backs coach at SMU under Chad Morris. He also served as the Mustangs' interim coach before joining Morris' staff at Arkansas.

During his one year at SMU, Traylor's running backs piled up 2,223 yards on the ground. Three players rushed for 500-plus yards, with Xavier Jones leading the group at 1,075. The Mustangs topped the 200-yard mark on the ground six times, including a season-best 311 in a win against Arkansas State. SMU ranked in the top 20 nationally in several offensive categories, including 12th in scoring offense and 15th in total offense.

Prior to his time in Dallas, Traylor spent two seasons at Texas. He was the tight ends coach and special teams coordinator in 2015 and then the associate head for offense and wide receivers coach in 2016, when the Longhorns boasted the nation's No. 16-ranked offense that averaged 491.3 yards per game. During his time as the lead recruiter, he helped the Longhorns sign the No. 7-ranked recruiting class in the country in back-to-back years and was named Scout.com's Big 12 Recruiter of the Year. He recruited punter Michael Dickson, who went on to earn multiple All-America honors, win Big 12 Conference Special Teams Player of the Year in 2016 and 2017 as well as the 2017 Ray Guy Award, and currently punts for the Seattle Seahawks.

Traylor built his hometown program into a prep powerhouse during his 15-year tenure.

A four-time Texas High School Coach of the Year, he posted a 175-26 record (.871 winning percentage) and led the Buckeyes to five state championship game appearances, three state titles (2004, '09, '14) and 12 district crowns. Gilmer turned in a pair of perfect 16-0 seasons, won 10-or-more games 11 times and registered seven 13-win seasons and three 15-win campaigns during his career.

In 2014, his undefeated Class 4A Division II state championship team boasted one of the most prolific offenses in Texas prep history. Gilmer scored 950 points in 16 games, the second-most in state history, averaging 59.4 points and 536.1 yards per game. The Buckeyes topped 60-plus points nine times, including two 80-point performances. Gilmer also averaged 536.1 total yards per game (8,577 yards) behind a balanced 293.9 passing yards and 242.1 rushing yards per contest. The defense was equally dominant, allowing only 276 points (17.3) with five single-digit efforts and two shutouts, while recording 23 interceptions and forcing 17 fumbles. Gilmer closed out the season with a win over West Orange-Stark and had eight different players earn 4A All-State honors from either the Associated Press or Texas Sports Writers Association.

Gilmer's two other state titles under Traylor both came in Class 3A in 2004 (Division II) and 2009 (Division I), before the change in class structure in Texas high school football moved the school into 4A. After 15 years on its sidelines, Gilmer renamed Buckeye Stadium to Jeff Traylor Stadium to honor his successful career.

Inducted into the East Texas Coaches Association Hall of Honor in 2019, Traylor has received numerous coaching honors, including being named Coach of the Decade (2000s) by the Tyler Morning Telegraph. He is a 12-time District Coach of the Year, four-time East Texas Coach of the Year and a four-time Ted Jeffries Award winner. He has received the Carl Padilla Coach of the Year, KYKX Coach of the Year and Old Coach Network Coach of the Year awards twice each.

Traylor began his coaching career as an assistant coach at Big Sandy High School in 1990-93 before a seven-year stint (1994-2000) at Jacksonville High School where he served as passing coordinator, defensive backs coach, receivers coach and special teams coordinator. There, he helped coach future NFL quarterbacks Josh McCown and Luke McCown and former Texas A&M standout signal-caller Randy McCown.

A 1986 graduate of Gilmer High School, Traylor earned both undergraduate (1990) and graduate (2002) degrees in education from Stephen F. Austin while playing football as a walk-on.

He and his wife, Cari, have three children: Jordan, Jacob and Jaci.

« 2020 UTSA DEPTH CHART »

(as of Oct. 5, 2020)

OFFENSE \ \ MULTIPLE		
LEFT TACKLE		
74	Spencer Burford, 6-4, 300, Jr.-2L [26/25]	honorable mention all-conf in '19
60	Brandon Rolfe, 6-3, 280, Jr.-RS [4/1]	Earned 1st career start vs. TXST
LEFT GUARD		
66	Dominic Pastucci, 6-5, 315, Sr.-3L [36/11]	1,157 rush yds in last 5 starts
or 73	Demetris Allen, 6-3, 300, Fr.-RS [2/0]	Has seen action at OG and OT
CENTER		
55	Ahofitu Maka, 6-3, 320, Jr.-1L [16/16]	16 straight starts at C
75	Bosah Osakwe, 6-2, 300, Sr.-1L [9/2]	2 straight starts at RG
RIGHT GUARD		
61	Kevin Davis, 6-3, 315, Jr.-2L [24/24]	12 starts at C in '18, 10 at RG in '19
58	Terrell Haynes, 6-3, 3-5, So.-1L [16/0]	has played in last 16 games
RIGHT TACKLE		
77	Makai Hart, 6-4, 295, Jr.-TR [1/0]	JUCO All-American
or 78	Josh Oatis, 6-5, 330, Sr.-2L [19/3]	Made 1st career start vs. SFA
64	Ernesto Almaraz, 6-4, 280, So.-TR [0/0]	2nd-team all-league in JUCO
QUARTERBACK		
0	Frank Harris, 6-0, 200, Jr.-SQ [7/7]	269 pass yds, 104 rush yds vs. SFA
or 10	Lowell Narcisse, 6-3, 230, Jr.-1L [13/7]	107-201, 1,226 yds, 8 TD in '19
15	Jordan Weeks, 6-4, 225, So.-SQ [8/4]	26-44, 280, TD vs. LA Tech in '19
TAILBACK		
3	Sincere McCormick, 5-9, 200, So.-1L [16/15]	leads FBS in rush yds (527)
17	Kaedric Cobbs, 5-10, 210, Fr.-HS [3/0]	5,490 rush yds, 89 TD in HS
or 33	B.J. Daniels, 6-2, 205, Sr.-3L [37/1]	444 rush yds, 3 TD at UTSA
WIDE RECEIVER (X)		
18	Zakhari Franklin, 6-1, 185, So.-1L [11/5]	6 rec, 119 yds, TD vs. MT
or 2	Sheldon Jones, 5-9, 165, Jr.-2L [26/15]	4 rec, 54 yds vs. SFA
88	De'Corian Clark, 6-2, 205, So.-1L [12/0]	6 rec, 41 yds vs. TXST
WIDE RECEIVER (F)		
6	Brennon Dingle, 5-10, 180, Sr.-TR [4/4]	14 rec, 191 yds in '20
19	Julon Williams, 5-11, 200, So.-TR [3/0]	10,084 total off yds, 58 TD in HS
WIDE RECEIVER (Z)		
12	Joshua Cephus, 6-3, 185, So.-1L [16/9]	8 rec, 89 yds, TD vs. SFA
82	Andrew McGowan, 6-3, 205, So.-SQ [4/0]	all-state WR at Sinton HS
TIGHT END (Y)		
4	Leroy Watson, 6-5, 260, Sr.-1L [16/14]	2 rec, 23 yds vs. MT
87	Gavin Sharp, 6-5, 250, Jr.-2L [27/12]	30 rec, 215 yds, TD at UTSA
84	Oscar Cardenas, 6-4, 265, Fr.-RS [8/0]	27 rec, 489 yds, 5 TD as Sr in HS

[#/#] denotes number of UTSA career games played/starts • or - players are listed in alphabetical order by last name • *must sit 1st half due to targeting ejection

DEFENSE // 3-4		
DEFENSIVE TACKLE		
99	Brandon Matterson, 6-2, 300, Jr.-2L [23/4]	8 TOT, 0.5 TFL, QBH in '20
49	Trumane Bell II, 6-2, 260, So.-1L [16/0]	3 TOT, 1.5 TFL, 0.5 SACK vs. MT
97	Walker Baty, 6-4, 260, Fr.-HS [2/0]	76 TOT, 18 TFL, 11 SACK as Sr. in HS
NOSEGUARD		
1	Jaylon Haynes, 6-2, 290, Sr.-3L [31/15]	16th in FBS in TFL/gm (1.7)
95	Christian Clayton, 6-2, 300, Fr.-RS [7/0]	4 TOT, 2.0 TFL vs. UAB
or 94	Kevin Nelson, 6-2, 285, So.-1L [16/3]	4 TOT (2 UA), PBU in '20
DEFENSIVE TACKLE		
98	Lorenzo Dantzler, 6-2, 245, Sr.-2L [28/10]	9 TOT, 2.5 TFL, 2 QBH last 2 gms
57	Peter Gray, 6-4, 235, So.-SQ [6/1]	TOT, BLK (PAT) vs. MT
17	Asyrus Simon, 6-4, 245, Fr.-HS [0/0]	all-state, District MVP in HS
OUTSIDE LINEBACKER (WILL)		
96	Charles Wiley, 6-2, 245, Sr.-TR [4/3]	3.5 TFL, SACK, 2 QBH in '20
45	DeQuarius Henry, 6-3, 240, Sr.-2L [31/11]	12 TOT, TFL, QBH in '20
or 8	Solomon Wise, 6-4, 245, Sr.-2L [27/0]	2 TOT, 0.5 TFL vs. TXST
INSIDE LINEBACKER		
15	Trevor Harmanson, 6-3, 230, Jr.-1L [16/12]	24 TOT, 4.5 TFL, 3 QBH in '20
41	De'Marco Guidry, 6-0, 220, Jr.-1L [18/0]	2 TOT, SACK vs. MT
INSIDE LINEBACKER		
88	Jamal Ligon, 6-3, 245, Fr.-HS [4/3]	UTSA-record 19 TOT (1st/FBS) vs. MT
38	Tyler Mahnke, 6-3, 225, Jr.-2L [26/11]	7 TOT, 0.5 TFL vs. TXST
or 25	Avery Morris, 6-2, 205, Fr.-HS [2/0]	77 TOT, 12 TFL, 6 SACK as Sr. in HS
OUTSIDE LINEBACKER (SAM)		
9	Clarence Hicks, 6-2, 225, Sr.-1L [16/2]	17 TOT (10 UA), 2.0 TFL in '20
or 7	Dadrian Taylor, 5-11, 180, Jr.-2L [25/4]	58-yd INT TD vs. A&M in '19
30	Donyai Taylor, 6-1, 195, Fr.-HS [4/0]	28-yd INT ret vs. MT
SAFETY		
24	SaVion Harris, 6-0, 190, Sr.-1L [14/8]	16 TOT, TFL, PBU in '20
or 4	Antonio Parks, 5-9, 190, Sr.-1L [14/2]	16 TOT (12 UA), TFL this year
SAFETY		
0	*Rashad Wisdom, 5-10, 205, So.-1L [16/16]	33 TOT, 1.5 TFL, 2 INT in '20
11	Kelechi Nwachuku, 6-0, 200, So.-1L [19/6]	12 TOT (7 UA), 2 PBU this year
22	Ryan Shockency, 6-1, 180, So.-TR [2/0]	all-district at Lamar Cons. HS
CORNERBACK		
26	Corey Mayfield Jr., 5-11, 195, Jr.-2L [25/14]	13 TOT (12 UA), 2 INT in '20
23	Xavier Spencer, 6-1, 175, Fr.-HS [4/0]	5 TOT (4 UA) this season
CORNERBACK		
20	Tariq Woolen, 6-5, 210, Jr.-2L [25/10/4-CB]	15 TOT (11 UA), 4 PBU, INT in '20
16	JayVeon Cardwell, 6-0, 175, So.-TR [4/0]	two-time all-state at Steele HS

SPECIAL TEAMS

PLACE-KICKER		
48	Hunter Duplessis, 5-8, 200, Sr.-2L [26]	18 straight FGs, 39 consec. PATs
38	Everett Ornstein, 6-0, 165, Fr.-HS [0]	District 14-6A Special Teams POY
HOLDER		
35	Lucas Dean, 6-2, 195, So.-1L [16]	UTSA's first player from Australia
15	Jordan Weeks, 6-4, 225, So.-SQ [8]	692 pass yds, 3 TD at UTSA
DEEP SNAPPER		
53	Caleb Cantrell, 5-11, 205, Jr.-1L [14]	47 clean snaps this season
52	Cade Coltenback, 6-3, 245, So.-TR [0]	all-conference DS at Tyler JC
PUNTER		
35	Lucas Dean, 6-2, 195, So.-1L [16]	8th in FBS in punting avg (46.5)
34	Colby McBerty, 6-5, 185, Fr.-HS [0]	38.2 avg as senior in HS

PUNT RETURN		
2	Sheldon Jones, 5-9, 165, Jr.-2L [26]	9 ret, 27 yds, long of 8 in '20
19	Julon Williams, 5-11, 200, So.-TR [3]	10,084 total off yds, 58 TD in HS
KICKOFF		
48	Hunter Duplessis, 5-8, 200, Sr.-2L [26]	54 career KO, 18 TB
38	Everett Ornstein, 6-0, 165, Fr.-HS [0]	District 14-6A Special Teams POY
KICK RETURN		
6	Brennon Dingle, 5-10, 180, Sr.-TR [4]	8 KOR, 23.0 avg, long of 43
33	B.J. Daniels, 6-2, 205, Sr.-3L [37]	25.7 KOR avg, long of 44 in '19

« 2020 UTSA ROSTER »

ALPHABETICAL

Name	#
Andrew Acosta	41
Josh Adkins	13
Jabari Aiken	22
Rudy Aleman Jr.	71
Demetris Allen	73
Ernesto Almaraz	64
Walker Baty	97
Trumane Bell II	49
Myles Benning	37
Sean Berry	36
Brenden Brady	5
Jake Brandt	42
Jordan Brown	63
Spencer Burford	74
Caleb Cantrell	53
Oscar Cardenas	84
JayVeon Cardwell	16
Joshua Cephus	12
Cedric Claiborne	72
De'Corian Clark	88
Christian Clayton	95
Gregory Clayton Jr.	83
Kaedric Cobbs	17
Cade Collenback	52
Ke'Chawn Compton	45
Je'Vaun Dabon	28
B.J. Daniels	33
Lorenzo Dantzler	98
Josh Davies-Balogun	86
Isaiah Davis	32
Kevin Davis	61
Lucas Dean	35
Brennon Dingle	6
Dan Dishman	80
Hunter Duplessis	48
Kyle Eaves	29
Cade Edwards	46
KJ Elder	47
Shaquan Flagg	91
Zakhari Franklin	18
Jalyn Galmore	70
Zachary Gilson	56
Peter Gray	57
Dywan Griffin	14
De'Marco Guidry	41
Ronald Gurley	29
Trevor Harmanson	15
Frank Harris	0
SaVion Harris	24
Makai Hart	77
Nate Hawkins	37
Jaylon Haynes	1
Terrell Haynes	58
DeQuarius Henry	45
Clarence Hicks	9

NUMERICAL ROSTER

#	Name	Pos.	Height	Weight	Yr.-Exp.	Hometown (High School/Previous School[s])
0	Frank Harris	QB	6-0	200	Jr.-SQ	Schertz, Texas (Clemens HS)
0	Rashad Wisdom	S	5-10	205	So.-1L	Converse, Texas (Judson HS)
1	Jaylon Haynes	DL	6-2	290	Sr.-3L	Wharton, Texas (Wharton HS)
2	Sheldon Jones	WR	5-9	165	Jr.-2L	New Orleans, La. (Warren Easton HS)
3	Sincere McCormick	RB	5-9	200	So.-1L	Converse, Texas (Judson HS)
4	Antonio Parks	S	5-9	190	Sr.-1L	Reserve, La. (East St. John HS/Arizona)
4	Leroy Watson	TE	6-5	260	Sr.-1L	Snellville, Ga. (Shiloh HS/Hutchinson [Kan.] CC)
5	Brenden Brady	RB	5-11	205	Jr.-2L	Cibola, Texas (Steele HS)
6	Brennon Dingle	WR	5-10	180	Sr.-TR	Baltimore, Md. (Perry Hall HS/UMass)
7	Dadrian Taylor	S	5-11	180	Jr.-2L	Shiner, Texas (Shiner HS)
8	Solomon Wise	LB	6-4	245	Sr.-2L	Coppell, Texas (Coppell HS)
9	Clarence Hicks	LB	6-2	225	Sr.-1L	Pensacola, Fla. (Pine Forest HS/Hutchinson [Kan.] CC)
10	Dexter Myers	S	6-0	190	Sr.-1L	Pasadena, Calif. (Maranatha HS/Oregon)
10	Lowell Narcisse	QB	6-3	230	Jr.-1L	St. James, La. (St. James HS/LSU/Mississippi Gulf Coast CC)
11	Kelechi Nwachuku	S	6-0	200	So.-1L	McAllen, Texas (Memorial HS)
11	Tykee Ogle-Kellogg	WR	6-4	210	So.-1L	Alcoa, Tenn. (Alcoa HS)
12	Joshua Cephus	WR	6-3	185	So.-1L	Spring, Texas (Dekaney HS)
13	Jahmal Sam	S	5-10	185	So.-1L	New Orleans, La. (Warren Easton HS)
13	Josh Adkins	QB	6-2	215	Jr.-TR	Spring Branch, Texas (Smithson Valley HS/New Mexico State)
14	Dywan Griffin	CB	5-11	180	So.-1L	New Orleans, La. (Landry-Walker HS)
14	Suddin Sapien	QB	6-3	225	Fr.-RS	Midland, Texas (Midland HS)
15	Trevor Harmanson	LB	6-3	230	Jr.-1L	Dickinson, Texas (Dickinson HS/Blinn CC)
15	Jordan Weeks	QB	6-4	225	So.-SQ	Wimberley, Texas (Wimberley HS)
16	JayVeon Cardwell	CB	6-0	175	So.-TR	Cibola, Texas (Steele HS/Oklahoma State)
16	Allen Horace II	TE	6-5	250	Fr.-HS	Crockett, Texas (Crockett HS)
17	Kaedric Cobbs	RB	5-10	210	Fr.-HS	Denton, Texas (Guyer HS)
17	Asyrus Simon	LB	6-4	245	Fr.-HS	Humble, Texas (Atascocita HS)
18	Zakhari Franklin	WR	6-1	185	So.-1L	Cedar Hill, Texas (Cedar Hill HS)
18	Cam Peters	QB	6-4	195	Fr.-HS	Stafford, Texas (Stafford HS)
19	Zach Rangel	QB	6-3	225	So.-TR	Round Rock, Texas (Stony Point HS/Mt. San Antonio [Calif.] College)
19	Julon Williams	WR	5-11	200	So.-TR	Converse, Texas (Judson HS/Houston)
20	Tariq Woolen	CB	6-5	210	Jr.-2L	Fort Worth, Texas (Arlington Heights HS)
21	Ken Robinson	CB	5-11	170	Fr.-RS	Grand Prairie, Texas (South Grand Prairie HS)
22	Jabari Aiken	WR	5-8	175	So.-TR	San Antonio, Texas (Johnson HS/Georgia State)
22	Ryan Shockency	S	6-1	180	So.-TR	Rosenberg, Texas (Lamar Consolidated HS/Mary Hardin-Baylor)
23	Xavier Spencer	CB	6-1	175	Fr.-HS	Converse, Texas (Judson HS)
24	SaVion Harris	S	6-0	190	Sr.-1L	Sacramento, Calif. (Palm Beach Central [Fla.] HS/FAU/Iowa Central CC)
25	Avery Morris	LB	6-2	205	Fr.-HS	Humble, Texas (Atascocita HS)
26	Corey Mayfield Jr.	CB	5-11	195	Jr.-2L	Forney, Texas (North Forney HS)
27	Jarrett Preston	S	5-11	210	So.-1L	Missouri City, Texas (Ridge Point HS)
28	Je'Vaun Dabon	S	6-2	180	Fr.-HS	Houston, Texas (Cypress Ridge HS)
28	Jaren Randle	WR	6-4	170	Fr.-HS	San Antonio, Texas (Johnson HS)
29	Kyle Eaves	WR	5-11	160	Fr.-HS	Austin, Texas (Lake Travis HS)
29	Ronald Gurley	S	6-2	190	Fr.-HS	Harker Heights, Texas (Harker Heights HS)
30	Justin Rodriguez	RB	5-8	180	Fr.-HS	San Antonio, Texas (Johnson HS)
30	Donyai Taylor	S	6-1	195	Fr.-HS	Shiner, Texas (Shiner HS)
31	Kadari Johnson	RB	5-9	205	Sr.-SQ	Shelby Charter Township, Mich. (Eisenhower HS/Saginaw Valley State)
31	Cade Stanley	S	6-0	180	Jr.-SQ	San Marcos, Texas (San Marcos HS)
32	Isaiah Davis	WR	6-2	185	Fr.-HS	El Paso, Texas (Pebble Hills HS)
33	B.J. Daniels	RB	6-2	205	Sr.-3L	Melbourne, Fla. (Palm Bay HS)
34	Sustin Irvin II	CB	5-10	175	Fr.-HS	Katy, Texas (Seven Lakes HS)
34	Colby McBerty	P/PK	6-5	185	Fr.-HS	College Station, Texas (A&M Consolidated HS)
35	Lucas Dean	P	6-2	195	So.-1L	Dunsborough, Australia (St Mary MacKillop College)
35	Jordan Smith	WR	6-2	200	So.-TR	San Antonio, Texas (Brennan HS/Tyler JC)
36	Sean Berry	CB	5-11	180	Fr.-RS	Dallas, Texas (Wilson HS)
37	Myles Benning	TE	5-11	235	Sr.-1L	The Colony, Texas (The Colony HS/Navy)
37	Nate Hawkins	LB	6-1	225	Fr.-HS	Katy, Texas (Seven Lakes HS)
38	Tyler Mahnke	LB	6-3	225	Jr.-2L	San Jose, Calif. (Round Rock [Texas] HS)
38	Everett Ornstein	PK/P	6-0	165	Fr.-HS	Houston, Texas (Langham Creek HS)
39	Jaylon Lott	S	6-0	195	Fr.-HS	Carrollton, Texas (Hebron HS)
41	Andrew Acosta	TE	6-2	235	Jr.-SQ	Fort Stockton, Texas (Fort Stockton HS)
41	De'Marco Guidry	LB	6-0	220	Jr.-1L	La Marque, Texas (La Marque HS)
42	Jake Brandt	TE	6-7	210	Fr.-HS	Richmond, Texas (Fort Bend Austin HS)
43	Donovan Perkins	LB	5-10	230	Jr.-1L	Zachary, La. (Zachary HS)
44	Dominic Sheppard	LB	6-2	245	Sr.-SQ	Miami, Fla. (Gulliver Prep HS/Virginia)
44	Kyle Wakefield	TE	6-1	210	So.-TR	Austin, Texas (Lake Travis HS/Trinity Valley CC)
45	Ke'Chawn Compton	TE	6-2	240	Jr.-SQ	Beaumont, Texas (Central HS)

« 2020 UTSA ROSTER »

Allen Horace II	16
Sustin Irvin II	34
Kadari Johnson	31
Jaden Jones	50
Sheldon Jones	2
Magnus Kirby	51
Jamal Ligon	88
Jaylon Lott	39
Tyler Mahnke	38
Ahofitu Maka	55
Brandon Matterson	99
Corey Mayfield Jr.	26
Colby McBerty	34
Sincere McCormick	3
Andrew McGowan	82
Ashton Merrett	54
Avery Morris	25
Dexter Myers	10
Lowell Narcisse	10
Kevin Nelson	94
Kelechi Nwachuku	11
Josh Oatis	78
Tykee Ogle-Kellogg	11
Matthew Ojeda	62
Abraham Olguin	68
Everett Ornstein	38
Bosah Osakwe	75
Antonio Parks	4
Dominic Pastucci	66
Donovan Perkins	43
Cam Peters	18
Jarrett Preston	27
Jaren Randle	28
Zach Rangel	19
Ken Robinson	21
Justin Rodriguez	30
Brandon Rolfe	60
Jahmal Sam	13
Daniel Santallana	79
Suddin Sapien	14
Gavin Sharp	87
Dominic Sheppard	44
Ryan Shockency	22
Asyrus Simon	17
Jordan Smith	35
Xavier Spencer	23
Cade Stanley	31
Cade Stoeber	81
Dadrian Taylor	7
Donyai Taylor	30
William Turner	48
Kyle Wakefield	44
Leroy Watson	4
Jordan Weeks	15
Charles Wiley	96
Julon Williams	19
Monte Williams	69
Dedrick Wilson	47
Rashad Wisdom	0
Solomon Wise	8
Tariq Woolen	20

#	Name	Pos.	Height	Weight	Yr.-Exp.	Hometown (High School/Previous School[s])
45	DeQuarius Henry	LB	6-3	240	Sr.-2L	Houston, Texas (Sharpstown HS)
46	Cade Edwards	LB	5-11	230	Fr.-HS	Bastrop, Texas (Cedar Creek HS)
47	KJ Elder	S	6-2	180	Fr.-HS	San Antonio, Texas (Warren HS)
47	Dedrick Wilson	WR	6-2	210	Fr.-HS	Kenedy, Texas (Kenedy HS/West Point Prep)
48	Hunter Duplessis	PK/P	5-8	200	Sr.-2L	San Antonio, Texas (Cole HS)
48	William Turner	LB	6-3	235	Jr.-TR	Universal City, Texas (Randolph HS/Texas A&M-Kingsville)
49	Trumane Bell II	DL	6-2	260	So.-1L	Dallas, Texas (Lake Highlands HS)
50	Jaden Jones	DL	6-2	300	Fr.-HS	San Antonio, Texas (East Central HS)
51	Magnus Kirby	LB	6-2	205	Fr.-HS	San Antonio, Texas (Sam Houston HS)
52	Cade Collenback	DS	6-3	245	So.-TR	San Antonio, Texas (O'Connor HS/Tyler JC)
53	Caleb Cantrell	DS	5-11	205	Jr.-1L	Hurst, Texas (Birdville HS/Wyoming)
54	Ashton Merrett	LB	6-0	225	Jr.-SQ	New Orleans, La. (Brother Martin HS/Memphis)
55	Ahofitu Maka	OL	6-3	320	Jr.-1L	Honolulu, Hawai'i (Punahou HS/Independence [Kan.] CC)
56	Zachary Gilson	DL	6-5	235	So.-SQ	Sachse, Texas (Sachse HS)
57	Peter Gray	DL	6-4	235	So.-SQ	Tupelo, Miss. (Tupelo HS)
58	Terrell Haynes	OL	6-3	305	So.-1L	Arlington, Texas (Seguin HS)
60	Brandon Rolfe	OL	6-3	280	Jr.-RS	Commerce, Texas (Commerce HS/Ellsworth [Iowa] CC)
61	Kevin Davis	OL	6-3	315	Jr.-2L	Angleton, Texas (Angleton HS)
62	Matthew Ojeda	OL	5-11	290	Sr.-SQ	San Antonio, Texas (Int'l School of the Americas)
63	Jordan Brown	OL	6-3	325	Fr.-HS	Manvel, Texas (Manvel HS)
64	Ernesto Almaraz	OL	6-4	280	So.-TR	Los Angeles, Calif. (Salesian HS/East Los Angeles College)
66	Dominic Pastucci	OL	6-5	315	Sr.-3L	Pflugerville, Texas (Hendrickson HS)
68	Abraham Olguin	OL	6-1	275	So.-TR	The Colony, Texas (The Colony HS/Howard Payne)
69	Monte Williams	OL	6-3	305	Fr.-HS	Mesquite, Texas (Horn HS)
70	Jalyn Galmore	OL	6-5	305	Sr.-1L	Batesville, Miss. (South Panola HS/Itawamba [Miss.] CC)
71	Rudy Aleman Jr.	OL	6-1	275	So.-SQ	San Antonio, Texas (Warren HS)
72	Cedric Claiborne	OL	6-3	300	Fr.-RS	Houston, Texas (Westfield HS)
73	Demetris Allen	OL	6-3	300	Fr.-RS	Hattiesburg, Miss. (Hattiesburg HS)
74	Spencer Burford	OL	6-4	300	Jr.-2L	San Antonio, Texas (Wagner HS)
75	Bosah Osakwe	OL	6-2	300	Sr.-1L	Antioch, Calif. (Deer Valley HS/Contra Costa [Calif.] JC)
77	Makai Hart	OL	6-4	295	Jr.-TR	Clinton, Iowa (Clinton HS/Trinity Valley [Texas] CC)
78	Josh Oatis	OL	6-5	330	Sr.-2L	Gulfport, Miss. (West Harrison HS)
79	Daniel Santallana	OL	6-4	300	Fr.-HS	San Antonio, Texas (East Central HS)
80	Dan Dishman	TE	6-6	215	Fr.-HS	League City, Texas (Clear Falls HS)
81	Cade Stoeber	WR	5-11	190	So.-SQ	Wimberley, Texas (Wimberley HS)
82	Andrew McGowan	WR	6-3	205	So.-SQ	Sinton, Texas (Sinton HS)
83	Gregory Clayton Jr.	WR	5-11	175	Jr.-TR	Lutcher, La. (Lutcher HS/Trinity Valley [Texas] CC)
84	Oscar Cardenas	TE	6-4	265	Fr.-RS	San Antonio, Texas (Brandeis HS)
86	Josh Davies-Balogun	LB	6-4	240	Jr.-TR	Richmond, Texas (Travis HS/Butler [Kan.] CC)
87	Gavin Sharp	TE	6-5	250	Jr.-2L	Leander, Texas (Rouse HS)
88	De'Corian Clark	WR	6-2	205	So.-1L	Fort Worth, Texas (Wyatt HS)
88	Jamal Ligon	LB	6-3	245	Fr.-HS	Tyler, Texas (Lee HS)
91	Shaquan Flagg	DL	6-4	255	Fr.-HS	San Antonio, Texas (Brennan HS)
94	Kevin Nelson	DL	6-2	285	So.-1L	Fort Worth, Texas (Arlington Heights HS)
95	Christian Clayton	DL	6-2	300	Fr.-RS	Fort Worth, Texas (South Hills HS)
96	Charles Wiley	LB	6-2	245	Sr.-TR	Stockbridge, Ga. (Stockbridge HS/Mississippi)
97	Walker Baty	DL	6-4	260	Fr.-HS	Liberty Hill, Texas (Liberty Hill HS)
98	Lorenzo Dantzler	DL	6-2	245	Sr.-2L	Starkville, Miss. (Starkville HS/East Mississippi CC)
99	Brandon Matterson	DL	6-2	300	Jr.-2L	San Antonio, Texas (Brandeis HS)

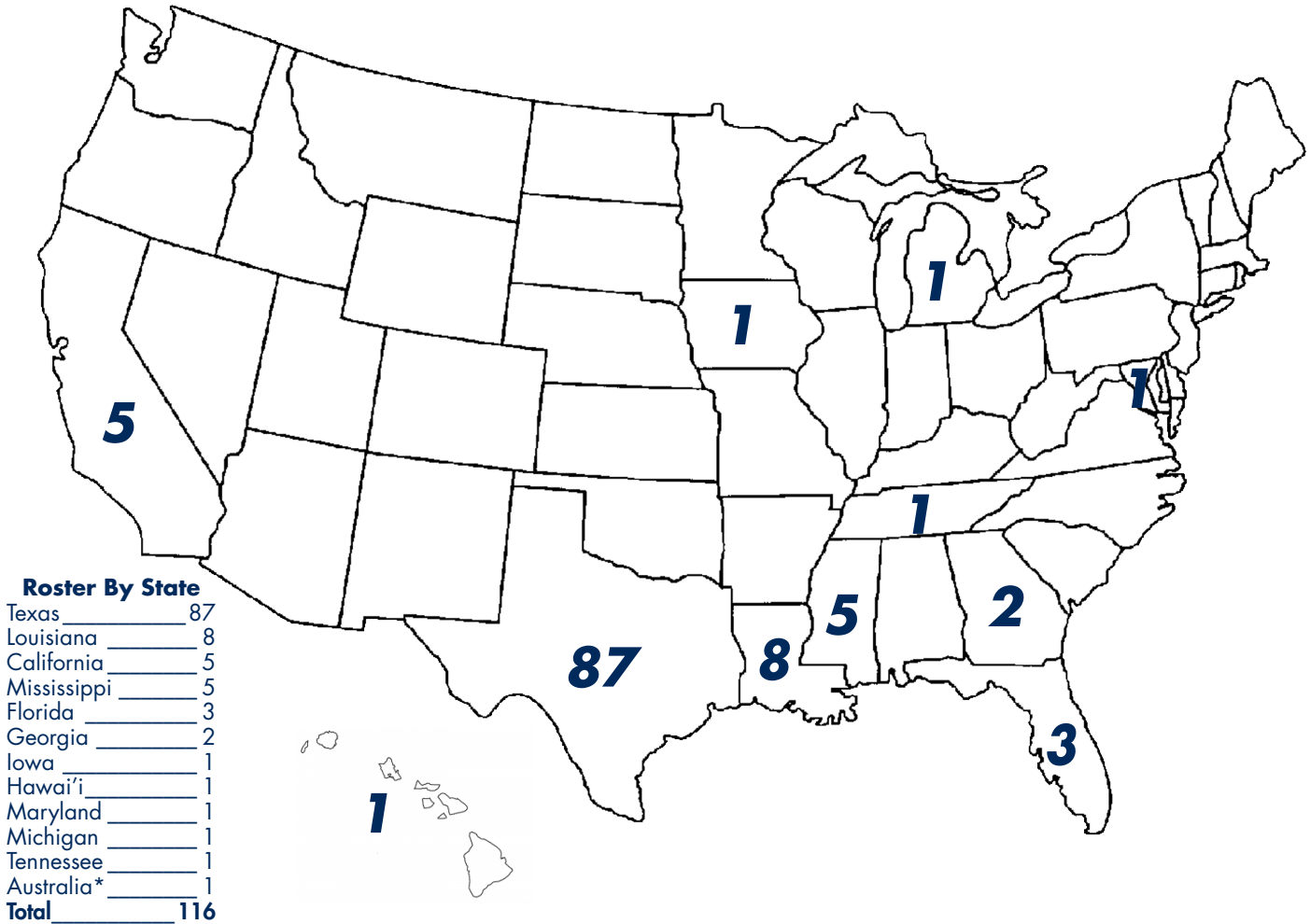
PRONUNCIATION GUIDE

Andrew Acosta	ah-COAST-ah
Rudy Aleman Jr.	ALL-eh-mahn
Walker Baty	BAE-tee
Caleb Cantrell	CAN-trel
Oscar Cardenas	CAR-den-ahs
Joshua Cephus	SEE-phus
Kaedric Cobbs	KAY-drick
Ke'Chawn Compton	KEY-shawn
Josh Davies-Balogun	BAL-oh-gun
Hunter Duplessis	due-PLESS-iss
Zakhari Franklin	zah-CAR-ee
Dywan Griffin	dee-WAHN
SaVion Harris	SAY-vee-on
Makai Hart	mah-KYE
DeQuarius Henry	deh-QUARE-ee-us
Kadari Johnson	kah-DAR-ee
Jamal Ligon	LIG-on
Tyler Mahnke	MAHN-key

Ahofitu Maka	ah-ho-FEE-too MAH-kah
Lowell Narcisse	low-ELL NAR-cess
Kelechi Nwachuku	keh-LECH-ee wah-CHOO-koo
Matthew Ojeda	oh-HAY-dah
Abraham Olguin	ol-GEEN
Everett Ornstein	ORN-steen
Bosah Osakwe	BO-sah oh-SOCK-way
Dominic Pastucci	pass-TOO-chee
Zach Rangel	ron-HELL
Daniel Santallana	san-tah-YAHN-ah
Suddin Sapien	SUD-den
(like "sudden")	
Jahmal Sam	jah-MALL
Asyrus Simon	ah-CY-rus
Cade Stoeber	STOW-ver
Dadrian Taylor	DAY-dree-un
Donyai Taylor	DON-yay

Dedrick Wilson	DEE-drick
Tariq Woolen	tah-REEK
Coaching Staff	
Boach Lunney Jr.	LUNN-ee
Jess Loepf	LEPP
Will Stein	STINE
Ryan Filo	FIE-low
Hometowns	
Beaumont	BO-mont
Cibola	SIH-bo-lo
La Marque	lah-MARK
Pflugerville	FLEW-ger-ville
Sachse	SACK-see
Schertz	SHIRTS

« 2020 UTSA ROSTER BREAKDOWN »



Seniors (21)

Myles Benning
 B.J. Daniels
 Lorenzo Dantzler
 Brennon Dingle
 Hunter Duplessis
 Jalyn Galmore
 SaVion Harris
 Jaylon Haynes
 DeQuarius Henry
 Clarence Hicks
 Kadari Johnson
 Dexter Myers
 Josh Oatis
 Matthew Ojeda
 Bosah Osakwe
 Antonio Parks
 Dominic Pastucci
 Dominic Sheppard
 Leroy Watson
 Charles Wiley
 Solomon Wise

Juniors (27)

Andrew Acosta
 Josh Adkins
 Brenden Brady
 Spencer Burford
 Caleb Cantrell
 Gregory Clayton Jr.
 Ke'Chawn Compton

Josh Davies-Balogun
 Kevin Davis
 De'Marco Guidry
 Trevor Harmanson
 Frank Harris
 Makai Hart
 Sheldon Jones
 Tyler Mahnke
 Ahofitu Maka
 Brandon Matterson
 Corey Mayfield Jr.
 Ashton Merrett
 Lowell Narcisse
 Donovan Perkins
 Brandon Rolfe
 Gavin Sharp
 Ryan Shockency
 Cade Stanley
 Dadrian Taylor
 William Turner
 Tariq Woolen

Sophomores (30)

Jabari Aiken
 Rudy Aleman Jr.
 Ernesto Almaraz
 Trumane Bell II
 JayVeon Cardwell
 Joshua Cephus
 De'Corian Clark
 Cade Collenback

Lucas Dean
 Zakhari Franklin
 Zachary Gilson
 Peter Gray
 Dywan Griffin
 Terrell Haynes
 Kevin Nelson
 Sincere McCormick
 Andrew McGowan
 Kelechi Nwachuku
 Tykee Ogle-Kellogg
 Abraham Olguin
 Jarrett Preston
 Zach Rangel
 Jahmal Sam
 Jordan Smith
 Cade Stoeber
 Kyle Wakefield
 Jordan Weeks
 Julon Williams
 Rashad Wisdom

Freshmen (38)

Demetris Allen
 Walker Baty
 Sean Berry
 Jake Brandt
 Jordan Brown
 Oscar Cardenas
 Cedric Claiborne
 Christian Clayton

Kaedric Cobbs
 Je'Vaun Dabon
 Isaiah Davis
 Dan Dishman
 Kyle Eaves
 Cade Edwards
 KJ Elder
 Shaquan Flagg
 Ronald Gurley
 Nate Hawkins
 Allen Horace II
 Sustin Irvin II
 Jaden Jones
 Magnus Kirby
 Jamal Ligon
 Jaylon Lott
 Colby McBerty
 Avery Morris
 Everett Ornstein
 Cam Peters
 Jaren Randle
 Ken Robinson
 Justin Rodriguez
 Daniel Santallana
 Suddin Sapien
 Asyrus Simon
 Xavier Spencer
 Donyai Taylor
 Monte Williams
 Dedrick Wilson



13

**JOSH
ADKINS**

QUARTERBACK

**6-2 • 215 • Junior - TR
Spring Branch, Texas**

CAREER STATISTICS (2018-19 @ NMST)

Year	G-GS	Rush	Yds	TD	Comp.	Att.	Int.	Pct.	Yds.	TD	Long
2018	10-8	86	117	0	222	393	9	56.5	2,563	13	60
2019	12-12	106	41	4	275	437	15	62.9	2,588	14	53
2020	2-1	1	1	0	16	29	0	55.2	233	1	48
Totals	24-21	193	59	4	513	859	24	59.7	5,384	28	60

2020 GAME-BY-GAME

Opponent	Comp-Att-Int.	Yds.	TD	Long	Rush	Yds.	TD	Long
at Texas State	DNP							
vs. SFA	DNP							
vs. Middle Tennessee	16-28-0	233	1	48	1	1	0	1
at UAB	0-1-0	0	0	0	0	0	0	0
Totals	16-29-0	233	1	48	1	1	0	1

2019 GAME-BY-GAME (@ NMST)

Opponent	Comp-Att-Int.	Yds.	TD	Long	Rush	Yds.	TD	Long
at #23 Washington St.	28-42-2	221	0	22	6	-8	1	10
at #2 Alabama	19-30-1	145	1	44	6	-12	0	6
vs. San Diego St.	26-41-2	299	1	35	13	-26	0	7
at New Mexico	30-47-1	335	3	53	15	32	3	7
vs. Fresno State	26-46-3	210	1	21	6	9	0	10
vs. Liberty	20-30-2	265	0	41	13	24	0	12
at Central Michigan	24-40-1	263	3	36	8	14	0	8
at Georgia Southern	13-23-2	59	0	10	6	-11	0	3
at Ole Miss	25-35-0	127	0	14	14	9	0	9
vs. UIW	28-38-0	316	2	42	7	2	0	7
vs. UTEP	18-30-0	175	0	33	4	7	0	5
at Liberty	18-35-1	173	3	35	8	1	0	21
Totals	275-437-15	2,588	14	53	106	41	4	21

2018 GAME-BY-GAME (@ NMST)

Opponent	Comp-Att-Int.	Yds.	TD	Long	Rush	Yds.	TD	Long
vs. Wyoming	DNP							
at Minnesota	DNP							
at Utah State	2-3-0	10	0	9	1	1	0	1
vs. New Mexico	12-21-2	168	1	58	9	20	0	6
at UTEP	9-18-0	156	1	53	12	16	0	9
vs. Liberty	34-51-0	402	4	41	6	21	0	21
at Louisiana-Lafayette	25-44-1	284	1	51	6	-17	0	8
vs. Georgia Southern	25-38-1	295	0	26	9	5	0	21
at Texas State	29-59-2	275	0	35	13	40	0	17
vs. Alcorn State	32-44-0	396	4	60	5	11	0	12
at BYU	25-61-2	264	1	25	14	5	0	8
at Liberty	29-54-1	313	1	24	11	15	0	14
Totals	222-393-9	2,563	13	60	86	117	0	21



49

**TRUMANE
BELL II**

DEFENSIVE TACKLE

**6-2 • 260 • Sophomore - 1L
Dallas, Texas**

CAREER STATISTICS

Year	Pos.	G-GS	Tackles	Sacks-Yds.	TFL-Yds.	FF	FR	PBU	QBH
2019	DT	12-0	2	0-0	1.0-4	0	0	0	2
2020	DL	4-0	5	1.5-11	2.5-16	0	0	0	0
Totals		16-0	7	1.5-11	3.5-20	0	0	0	2

2020 GAME-BY-GAME

Opponent	Tackles	Sacks	TFL-Y	FC	PBU	Int.	QBH
at Texas State	2	1.0-7	1.0-7	0	0	0	0
vs. SFA	0	0-0	0-0	0	0	0	0
vs. MT	3	0.5-4	1.5-9	0	0	0	0
at UAB	0	0-0	0-0	0	0	0	0
Totals	5	1.5-11	2.5-16	0	0	0	0

2019 GAME-BY-GAME

Opponent	Tackles	Sacks	TFL-Y	FC	PBU	Int.	QBH
vs. UIW	1	0-0	1.0-4	0	0	0	2
at Baylor	0	0-0	0-0	0	0	0	0
vs. Army	0	0-0	0-0	0	0	0	0
at UNT	1	0-0	0-0	0	0	0	0
at UTEP	0	0-0	0-0	0	0	0	0
vs. UAB	0	0-0	0-0	0	0	0	0
vs. Rice	0	0-0	0-0	0	0	0	0
vs. Texas A&M	0	0-0	0-0	0	0	0	0
at ODU	0	0-0	0-0	0	0	0	0
vs. USM	0	0-0	0-0	0	0	0	0
vs. FAU	0	0-0	0-0	0	0	0	0
at LA Tech	0	0-0	0-0	0	0	0	0
Totals	2	0-0	1.0-4	0	0	0	2



36

**SEAN
BERRY**

CORNERBACK

**5-11 • 180 • Freshman - RS
Dallas, Texas**

CAREER STATISTICS

Year	Pos.	G-GS	Tackles	Sacks-Yds.	TFL-Yds.	FF	FR	PBU	QBH
2020	CB	3-0	0	0-0	0-0	0	0	0	0
Totals		3-0	0	0-0	0-0	0	0	0	0

2020 GAME-BY-GAME

Opponent	Tackles	Sacks	TFL-Y	FC	PBU	Int.	QBH
at Texas State	0	0-0	0-0	0	0	0	0
vs. SFA	0	0-0	0-0	0	0	0	0
vs. MT	0	0-0	0-0	0	0	0	0
at UAB		DNP					
Totals	0	0-0	0-0	0	0	0	0



5

**BRENDEN
BRADY**

RUNNING BACK

**5-11 • 205 • Junior - 2L
Cibolo, Texas**

CAREER STATISTICS

Year	G-GS	Att.	Yds.	Avg.	TD	LG	Rec.	Yds.	Avg.	TD	LG
2018	12-1	49	221	4.5	1	27	8	44	5.5	0	15
2019	12-0	67	284	4.2	2	24	14	115	8.2	0	23
2020	2-0	10	51	5.1	0	13	3	14	4.7	0	9
Totals	26-1	126	556	4.4	3	27	25	173	6.9	0	23

2020 GAME-BY-GAME

Opponent	Att.	Yds.	TD	Long	Rec.	Yds.	TD	Long
at Texas St.	8	47	0	13	2	6	0	9
vs. SFA	2	4	0	5	1	8	0	8
vs. MT		DNP						
at UAB		DNP						
Totals	10	51	0	13	3	14	0	9

2019 GAME-BY-GAME

Opponent	Att.	Yds.	TD	Long	Rec.	Yds.	TD	Long
vs. UIW	7	28	1	10	5	47	0	22
at Baylor	5	26	0	13	0	0	0	0
vs. Army	2	4	0	4	1	7	0	7
at UNT	5	11	0	6	1	12	0	12
at UTEP	2	4	0	5	0	0	0	0
vs. UAB	0	0	0	0	0	0	0	0
vs. Rice	7	34	0	13	1	3	0	3
at TAMU	4	18	0	8	1	2	0	2
at ODU	7	26	0	11	3	42	0	23
vs. USM	3	22	0	11	0	0	0	0
vs. FAU	15	86	0	24	1	3	0	3
at LA Tech	8	22	1	8	1	-1	0	0
Totals	67	284	2	24	14	115	0	23

2018 GAME-BY-GAME									
Opponent	Att.	Yds.	TD	Long	Rec.	Yds.	TD	Long	
at Ariz. St.	2	6	0	3	1	7	0	7	
vs. Baylor	0	0	0	0	0	0	0	0	
at Kansas St.	1	2	0	2	0	0	0	0	
vs. TXST	0	0	0	0	0	0	0	0	
vs. UTEP	0	0	0	0	0	0	0	0	
at Rice	0	0	0	0	0	0	0	0	
vs. LA Tech	0	0	0	0	0	0	0	0	
at USM	8	36	0	17	1	11	0	11	
at UAB	8	42	0	21	1	1	0	1	
vs. FIU	9	42	0	17	3	2	0	4	
at Marshall	10	4	0	4	1	15	0	15	
vs. UNT	11	89	1	27	1	8	0	8	
Totals	49	221	1	27	8	44	0	15	



12

**JOSHUA
CEPHUS**

WIDE RECEIVER

**6-3 • 185 • Sophomore - 1L
Spring, Texas**

CAREER STATISTICS

Year	G-GS	Att.	Yds.	Avg.	TD	LG	Rec.	Yds.	Avg.	TD	LG
2019	12-7	0	0	0	0	0	8	153	19.1	1	75
2020	4-4	1	-2	0	0	0	22	205	9.3	3	35
Totals	16-11	1	-2	0	0	0	30	358	11.9	4	75

2020 GAME-BY-GAME

Opponent	Att.	Yds.	TD	Long	Rec.	Yds.	TD	Long
at Texas St.	1	-2	0	0	6	44	1	25
vs. SFA	0	0	0	0	8	89	1	35
vs. MT	0	0	0	0	5	30	1	14
at UAB	0	0	0	0	3	42	0	23
Totals	1	-2	0	0	22	205	3	35

2019 GAME-BY-GAME

Opponent	Att.	Yds.	TD	Long	Rec.	Yds.	TD	Long
vs. UIW	0	0	0	0	0	0	0	0
at Baylor	0	0	0	0	2	23	0	17
vs. Army	0	0	0	0	2	16	0	11
at UNT	0	0	0	0	0	0	0	0
at UTEP	0	0	0	0	0	0	0	0
vs. UAB	0	0	0	0	0	0	0	0
vs. Rice	0	0	0	0	0	0	0	0
at TAMU	0	0	0	0	0	0	0	0
at ODU	0	0	0	0	1	19	0	19
vs. USM	0	0	0	0	3	95	1	75
vs. FAU	0	0	0	0	0	0	0	0
at LA Tech	0	0	0	0	0	0	0	0
Totals	0	0	0	0	8	153	0	75



16

**JAYVEON
CARDWELL**

CORNERBACK

**6-0 • 175 • Sophomore - TR
Cibolo, Texas**

CAREER STATISTICS

Year	Pos.	G-GS	Tackles	Sacks-Yds.	TFL-Yds.	FF	FR	PBU	QBH
2020	CB	4-0	0	0-0	0-0	0	0	0	0
Totals		4-0	0	0-0	0-0	0	0	0	0

2020 GAME-BY-GAME

Opponent	Tackles	Sacks	TFL-Y	FC	PBU	Int.	QBH
at Texas State	0	0-0	0-0	0	0	0	0
vs. SFA	0	0-0	0-0	0	0	0	0
vs. MT	0	0-0	0-0	0	0	0	0
at UAB	0	0-0	0-0	0	0	0	0
Totals	0	0-0	0-0	0	0	0	0

2020 GAME-BY-GAME									
Opponent	Att.	Yds.	TD	Long	Rec.	Yds.	TD	Long	
at Texas St.	0	0	0	0	6	41	0	13	
vs. SFA	0	0	0	0	1	2	0	2	
vs. MT	0	0	0	0	0	0	0	0	
at UAB	0	0	0	0	3	42	0	23	
Totals	0	0	0	0	7	43	0	13	

2019 GAME-BY-GAME

Opponent	Att.	Yds.	TD	Long	Rec.	Yds.	TD	Long	
vs. UIW	DNP								
at Baylor	0	0	0	0	0	0	0	0	
vs. Army	0	0	0	0	0	0	0	0	
at UNT	0	0	0	0	0	0	0	0	
at UTEP	DNP								
vs. UAB	DNP								
vs. Rice	0	0	0	0	0	0	0	0	
at TAMU	0	0	0	0	0	0	0	0	
at ODU	0	0	0	0	0	0	0	0	
vs. USM	0	0	0	0	0	0	0	0	
vs. FAU	DNP								
at LA Tech	0	0	0	0	1	5	0	5	
Totals	0	0	0	0	1	5	0	5	



95

**CHRISTIAN
CLAYTON**

DEFENSIVE LINE

**6-2 • 300 • Freshman - RS
Fort Worth, Texas**

CAREER STATISTICS

Year	Pos.	G-GS	Tackles	Sacks-Yds.	TFL-Yds.	FF	FR	PBU	QBH
2019	DT	3-0	0	0-0	0-0	0	0	0	0
2020	DL	4-0	8	0-0	4.0-10	1	0	0	0
Totals		7-0	8	0-0	4.0-10	1	0	0	0

2020 GAME-BY-GAME

Opponent	Tackles	Sacks	TFL-Y	FC	PBU	Int.	QBH
at Texas State	1	0-0	0-0	0	0	0	0
vs. SFA	2	0-0	1.0-1	1	0	0	0
vs. MT	1	0-0	1.0-3	0	0	0	0
at UAB	4	0-0	2.0-6	0	0	0	0
Totals	8	0-0	4.0-10	1	0	0	0



88

**DE'ORIAN
CLARK**

WIDE RECEIVER

**6-2 • 205 • Sophomore - 1L
Fort Worth, Texas**

CAREER STATISTICS

Year	G-GS	Att.	Yds.	Avg.	TD	LG	Rec.	Yds.	Avg.	TD	LG
2019	8-0	0	0	0	0	0	1	5	5.0	0	5
2020	4-0	0	0	0	0	0	7	43	6.1	0	13
Totals	12-0	0	0	0	0	0	8	48	6.0	0	13



17

**KAEDRIC
COBBS**

RUNNING BACK

5-10 • 210 • Freshman - HS
Denton, Texas

CAREER STATISTICS

Year	G-GS	Att.	Yds.	Avg.	TD	LG	Rec.	Yds.	Avg.	TD	LG
2020	3-0	0	0	0	0	0	0	0	0	0	0
Totals	3-0	0	0	0	0	0	0	0	0	0	0

2020 GAME-BY-GAME

Opponent	Att.	Yds.	TD	Long	Rec.	Yds.	TD	Long	
at Texas St.	0	0	0	0	0	0	0	0	
vs. SFA	0	0	0	0	0	0	0	0	
vs. MT	0	0	0	0	0	0	0	0	
at UAB	DNP								
Totals	0	0	0	0	0	0	0	0	



33

**B.J.
DANIELS**

RUNNING BACK

6-2 • 205 • Senior - 3L
Melbourne, Fla.

CAREER STATISTICS

Year	G-GS	Att.	Yds.	Avg.	TD	LG	Rec.	Yds.	Avg.	TD	LG
2017	9-0	13	55	4.2	0	9	1	1	1.0	0	1
2018	12-1	87	322	3.7	3	36	4	27	6.8	0	9
2019	12-0	11	60	5.5	0	18	0	0	0	0	0
2020	4-0	4	7	1.8	0	3	0	0	0	0	0
Totals	37-1	115	444	3.9	3	36	5	28	5.6	0	9


2020 GAME-BY-GAME

Opponent	Att.	Yds.	TD	Long	Rec.	Yds.	TD	Long
at Texas St.	0	0	0	0	0	0	0	0
vs. SFA	1	1	0	1	0	0	0	0
vs. MT	1	3	0	3	0	0	0	0
at UAB	2	3	0	3	0	0	0	0
Totals	4	7	0	3	0	0	0	0

2019 GAME-BY-GAME									
Opponent	Att.	Yds.	TD	Long	Rec.	Yds.	TD	Long	
vs. UIW	6	42	0	18	0	0	0	0	
at Baylor	1	3	0	3	0	0	0	0	
vs. Army	0	0	0	0	0	0	0	0	
at UNT	0	0	0	0	0	0	0	0	
at UTEP	4	15	0	6	0	0	0	0	
vs. UAB	0	0	0	0	0	0	0	0	
vs. Rice	0	0	0	0	0	0	0	0	
at TAMU	0	0	0	0	0	0	0	0	
at ODU	0	0	0	0	0	0	0	0	
vs. USM	0	0	0	0	0	0	0	0	
vs. FAU	0	0	0	0	0	0	0	0	
at LA Tech	0	0	0	0	0	0	0	0	
Totals	11	60	0	18	0	0	0	0	

2018 GAME-BY-GAME									
Opponent	Att.	Yds.	TD	Long	Rec.	Yds.	TD	Long	
vs. Ariz. St.	9	24	1	5	0	0	0	0	
vs. Baylor	16	90	1	36	1	9	0	9	
at Kansas St.	16	47	0	8	1	6	0	6	
vs. TXST	12	38	0	10	0	0	0	0	
vs. UTEP	3	9	0	5	0	0	0	0	
at Rice	13	61	1	18	0	0	0	0	
vs. LA Tech	7	18	0	6	0	0	0	0	
at USM	2	7	0	4	1	8	0	8	
at UAB	3	2	0	3	0	0	0	0	
vs. FIU	2	16	0	11	1	4	0	4	
at Marshall	4	10	0	5	0	0	0	0	
vs. UNT	0	0	0	0	0	0	0	0	
Totals	71	442	5	75	8	82	1	31	

2017 GAME-BY-GAME									
Opponent	Att.	Yds.	TD	Long	Rec.	Yds.	TD	Long	
vs. Southern	11	48	0	9	1	1	0	1	
at TXST	2	7	0	5	0	0	0	0	
at UNT	0	0	0	0	0	0	0	0	
vs. Rice	0	0	0	0	0	0	0	0	
at UTEP	0	0	0	0	0	0	0	0	
at FIU	0	0	0	0	0	0	0	0	
vs. UAB	0	0	0	0	0	0	0	0	
vs. Marshall	0	0	0	0	0	0	0	0	
at LA Tech	0	0	0	0	0	0	0	0	
Totals	13	55	0	9	1	1	0	1	



98

**LORENZO
DANTZLER**

DEFENSIVE LINE

6-2 • 245 • Senior - 2L
Starkville, Miss.

CAREER STATISTICS

Year	Pos.	G-GS	Tackles	Sacks-Yds.	TFL-Yds.	FF	FR	PBU	QBH
2018	DE	12-9	27	3.5-19	8.5-29	2	1	0	2
2019	DE	12-0	22	4.5-34	6.5-37	0	0	1	5
2020	LB	4-1	10	0-0	2.5-12	0	0	0	4
Totals		28-10	59	8.0-53	17.5-78	2	1	1	11

2020 GAME-BY-GAME

Opponent	Tackles	Sacks	TFL-Y	FC	PBU	Int.	QBH
at Texas State	0	0-0	0-0	0	0	0	0
vs. SFA	1	0-0	0-0	0	0	0	0
vs. MT	5	0-0	0.5-1	0	0	0	2
at UAB	4	0-0	2.0-11	0	0	0	2
Totals	10	0-0	2.5-12	0	0	0	4

2019 GAME-BY-GAME

Opponent	Tackles	Sacks	TFL-Y	FC	PBU	Int.	QBH
vs. UIW	4	2.0-14	2.0-14	0	0	0	0
at Baylor	0	0-0	1.0-2	0	0	0	1
vs. Army	1	0-0	0-0	0	0	0	0
at UNT	3	0-0	1.0-1	0	0	0	1
at UTEP	1	0-0	0-0	0	0	0	0
vs. UAB	1	0-0	0-0	0	0	0	1
vs. Rice	0	0-0	0-0	0	0	0	0
at Texas A&M	2	0-0	0-0	0	0	0	0
at ODU	2	0-0	0-0	0	0	0	1
vs. USM	1	0.5-6	0.5-6	0	0	0	0
vs. FAU	1	0.5-6	0.5-6	0	0	0	0
at LA Tech	4	1.0-5	1.0-5	0	1	0	1
Totals	22	6.5-37	4.5-34	0	0	0	1

2018 GAME-BY-GAME

Opponent	Tackles	Sacks	TFL-Y	FC	PBU	Int.	QBH
at Arizona State	1	0-0	0-0	0	0	0	0
vs. Baylor	3	1.0-4	2.0-7	1	0	0	0
at Kansas State	0	0-0	0-0	0	0	0	0
vs. Texas State	1	0-0	0-0	0	0	0	1
vs. UTEP	3	0-0	2.0-2	0	0	0	0
at Rice	2	1.0-5	1.0-5	1	0	0	0
vs. LA Tech	3	1.0-7	1.5-9	0	0	0	1
at Southern Miss	0	0-0	0-0	0	0	0	0
at UAB	1	0-0	0-0	0	0	0	0
vs. FIU	4	0-0	0.5-1	0	0	0	0
at Marshall	6	0.5-3	1.0-4	0	0	0	0
vs. North Texas	3	0-0	0.5-1	0	0	0	0
Totals	27	3.5-19	8.5-29	2	0	0	2



35

LUCAS DEAN

PUNTER

6-2 • 195 • Sophomore - 1L
Dunsborough, Australia

CAREER STATISTICS

Year	G	P	Yds	Long	Avg	I20	50+
2019	12	65	2,651	56	40.8	16	12
2020	4	24	1,115	57	46.5	14	9
Totals	16	89	3,766	57	42.3	30	21

2020 GAME-BY-GAME

Opponent	Punts	Avg.	Long	Inside 20
at Texas State	8	47.8	57	3
vs. SFA	4	42.0	57	3
vs. MT	6	49.2	57	3
at UAB	6	45.0	55	5
Totals	18	46.9	57	9

2019 GAME-BY-GAME

Opponent	Punts	Avg.	Long	Inside 20
vs. UIW	3	36.7	48	2
at Baylor	8	43.0	56	1
vs. Army	5	42.6	53	0
at UNT	3	39.0	48	0
at UTEP	4	39.8	48	1
vs. UAB	5	43.8	52	0
vs. Rice	3	42.7	44	1
at Texas A&M	8	39.0	50	3
at ODU	4	36.8	45	1
vs. USM	9	39.2	50	1
vs. FAU	6	44.7	53	4
at LA Tech	7	40.1	56	2
Totals	12	40.8	56	16



6

BRENNON DINGLE

WIDE RECEIVER

5-10 • 180 • Senior - TR
Baltimore, Md.

CAREER STATISTICS

Year	G-GS	Att.	Yds.	Avg.	TD	LG	Rec.	Yds.	Avg.	TD	LG
2020	4-4	3	34	11.3	0	26	14	191	11.3	0	44
Totals	4-4	3	34	11.3	0	26	14	191	11.3	0	44

2020 GAME-BY-GAME

Opponent	Att.	Yds.	TD	Long	Rec.	Yds.	TD	Long
at Texas St.	2	37	0	26	4	54	0	44
vs. SFA	0	0	0	0	3	42	0	22
vs. MT	1	-3	0	0	5	72	0	29
at UAB	0	0	0	0	2	23	0	17
Totals	3	34	0	26	14	191	0	44



48

HUNTER DUPLESSIS

PLACE KICKER/
PUNTER

5-8 • 200 • Senior - 2L
San Antonio, Texas

CAREER STATISTICS

Year	G	FGM	FGA	Long	%	PAT	Points
2017	1	0	0	0	0	0	0
2018	9	0	0	0	0	0	0
2019	12	9	11	43	81.8	25-25	52
2020	4	9	9	48	100.0	14-14	41
Totals	26	18	20	48	90.0	39-39	93

2020 GAME-BY-GAME

Opponent	FG	FGA	Long	PAT
at Texas State	3	3	42	6-6
vs. SFA	1	1	28	3-3
vs. MT	3	3	35	4-4
at UAB	2	2	48	1-1
Totals	9	9	48	14-14

2019 GAME-BY-GAME				
Opponent	FG	FGA	Long	PAT
UIW	0	0	0	5-5
at Baylor	0	0	0	2-2
Army	0	1	0	1-1
at UNT	1	2	25	0-0
at UTEP	2	2	43	2-2
vs. UAB	0	0	0	2-2
vs. Rice	1	1	34	2-2
at Texas A&M	0	0	0	2-2
at ODU	1	1	22	3-3
vs. USM	1	1	25	2-2
vs. FAU	1	1	41	1-1
at LA Tech	2	2	28	3-3
Totals	9	11	43	25-25



18

ZAKHARI FRANKLIN

WIDE RECEIVER

6-1 • 185 • Sophomore - 1L
Cedar Hill, Texas

CAREER STATISTICS

Year	G-GS	Att.	Yds.	Avg.	TD	LG	Rec.	Yds.	Avg.	TD	LG
2019	9-4	0	0	0	0	38	491	12.9	3	65	
2020	2-1	0	0	0	0	8	129	16.1	1	48	
Totals	11-5	0	0	0	0	46	620	13.5	4	65	

2020 GAME-BY-GAME

Opponent	Att.	Yds.	TD	Long	Rec.	Yds.	TD	Long
at Texas St.	DNP							
vs. SFA	DNP							
vs. MT	0	0	0	0	6	119	1	48
at UAB	0	0	0	0	2	10	0	11
Totals	0	0	0	0	8	129	1	48

2019 GAME-BY-GAME

Opponent	Att.	Yds.	TD	Long	Rec.	Yds.	TD	Long
vs. UIW	0	0	0	0	1	7	0	7
at Baylor	0	0	0	0	1	6	0	6
vs. Army	DNP							
at UNT	0	0	0	0	3	17	0	8
at UTEP	DNP							
vs. UAB	DNP							
vs. Rice	0	0	0	0	4	26	2	10
at TAMU	0	0	0	0	4	46	0	20
at ODU	0	0	0	0	6	134	0	65
vs. USM	0	0	0	0	7	97	0	35
vs. FAU	0	0	0	0	7	98	1	40
at LA Tech	0	0	0	0	5	60	0	24
Totals	0	0	0	0	38	491	3	65



57

**PETER
GRAY**

DEFENSIVE LINE

6-4 • 235 • Sophomore - SQ
Tupelo, Miss.

CAREER STATISTICS

Year	Pos.	G-GS	Tackles	Sacks-Yds.	TFL-Yds.	FF	FR	PBU	QBH
2018	DL	3-0	3	0-0	0-0	0	0	0	0
2019	DL	0-0	0	0-0	0-0	0	0	0	0
2020	DL	3-1	2	0-0	0.5-2	0	0	0	0
Totals	6-1	5	5	0-0	0.5-2	0	0	0	0

2020 GAME-BY-GAME

Opponent	Tackles	Sacks	TFL-Y	FC	PBU	Int.	QBH
at Texas State	1	0-0	0.5-2	0	0	0	0
vs. SFA	0	0-0	0-0	0	0	0	0
vs. MT	1	0-0	0-0	0	0	0	0
at UAB			DNP				
Totals	2	0-0	0.5-2	0	0	0	0



14

**DYWAN
GRIFFIN**

CORNERBACK

5-11 • 180 • Sophomore - 1L
New Orleans, La.

CAREER STATISTICS

Year	G-GS	Att.	Yds.	Avg.	TD	LG	Rec.	Yds.	Avg.	TD	LG
2019	11-1	2	9	4.5	0	7	7	26	3.7	0	10
2020	0-0	0	0	0	0	0	0	0	0	0	0
Totals	11-1	2	9	4.5	0	7	7	26	3.7	0	10

2020 GAME-BY-GAME

Opponent	Tackles	Sacks	TFL-Y	FC	PBU	Int.	QBH
at Texas State			DNP				
vs. SFA			DNP				
vs. MT			DNP				
at UAB			DNP				
Totals	0	0-0	0-0	0	0	0	0

2019 GAME-BY-GAME

Opponent	Att.	Yds.	TD	Long	Rec.	Yds.	TD	Long
vs. UIW	0	0	0	0	0	0	0	0
at Baylor	0	0	0	0	1	3	0	3
vs. Army				DNP				
at UNT	0	0	0	0	1	6	0	6
at UTEP	0	0	0	0	1	2	0	2
vs. UAB	1	7	0	7	0	0	0	0
vs. Rice	0	0	0	0	1	1	0	1
at TAMU	0	0	0	0	1	10	0	10
at ODU	0	0	0	0	0	0	0	0
vs. USM	0	0	0	0	1	4	0	4
vs. FAU	1	2	0	2	1	0	0	0
at LA Tech	0	0	0	0	0	0	0	0
Totals	2	9	0	7	7	26	0	10



41

**DE'MARCO
GUIDRY**

LINEBACKER

6-0 • 220 • Junior - 2L
La Marque, Texas

CAREER STATISTICS

Year	Pos.	G-GS	Tackles	Sacks-Yds.	TFL-Yds.	FF	FR	PBU	QBH
2018	LB	8-0	8	0-0	1.0-4	0	0	0	0
2019	LB	3-0	6	0-0	0-0	0	1	0	1
2020	LB	4-0	7	1.0-7	1.5-7	0	0	0	0
Totals	15-0	21	1.0-7	2.5-11	0	1	0	1	1

2020 GAME-BY-GAME

Opponent	Tackles	Sacks	TFL-Y	FC	PBU	Int.	QBH
at Texas State	4	0-0	0.5-0	0	0	0	0
vs. SFA	0	0-0	0-0	0	0	0	0
vs. MT	2	1.0-7	1.0-7	0	0	0	0
at UAB	1	0-0	0-0	0	0	0	0
Totals	7	1.0-7	1.5-7	0	0	0	0

2019 GAME-BY-GAME

Opponent	Tackles	Sacks	TFL-Y	FC	PBU	Int.	QBH
vs. UIW	2	0-0	0-0	0	0	0	0
at Baylor			DNP				
vs. Army	1	0-0	0-0	0	0	0	0
at UNT	3	0-0	0-0	0	0	0	1
at UTEP			DNP				
vs. UAB			DNP				
vs. Rice			DNP				
at Texas A&M			DNP				
at ODU			DNP				
vs. USM			DNP				
vs. FAU			DNP				
at LA Tech			DNP				
Totals	6	0-0	0-0	0	0	0	1

2018 GAME-BY-GAME

Opponent	Tackles	Sacks	TFL-Y	FC	PBU	Int.	QBH
vs. UTEP	2	0-0	0-0	0	0	0	0
at Rice	1	0-0	0-0	0	0	0	0
vs. LA Tech	3	0-0	0-0	0	0	0	0
at Southern Miss	0	0-0	0-0	0	0	0	0
at UAB	2	0-0	1.0-4	0	0	0	0
vs. FIU	0	0-0	0-0	0	0	0	0
at Marshall	0	0-0	0-0	0	0	0	0
vs. North Texas	0	0-0	0-0	0	0	0	0
Totals	8	0-0	1.0-4	0	0	0	0



15

**TREVOR
HARMANSON**

LINEBACKER

6-3 • 230 • Junior - 1L
Dickinson, Texas

CAREER STATISTICS

Year	Pos.	G-GS	Tackles	Sacks-Yds.	TFL-Yds.	FF	FR	PBU	QBH
2019	LB	12-8	48	0-0	8.5-19	0	1	1	0
2020	LB	4-4	24	0.5-2	4.5-20	0	0	0	3
Totals	16-12	72	0.5-2	13.0-39	0	1	1	3	3

2020 GAME-BY-GAME

Opponent	Tackles	Sacks	TFL-Y	FC	PBU	Int.	QBH
at Texas State	5	0-0	0.5-0	0	0	0	0
vs. SFA	7	0.5-2	1.5-3	0	0	0	2
vs. MT	8	0-0	1.5-13	0	0	0	1
at UAB	4	0-0	1.0-3	0	0	1	0
Totals	24	0.5-2	4.5-20	0	0	0	3

2019 GAME-BY-GAME

Opponent	Tackles	Sacks	TFL-Y	FC	PBU	Int.	QBH
vs. UIW	2	0-0	0-0	0	0	0	0
at Baylor	1	0-0	1.0-1	0	0	0	0
vs. Army	0	0-0	0-0	0	0	0	0
at UNT	1	0-0	0-0	0	0	0	0
at UTEP	7	0-0	3.0-6	0	0	0	0
vs. UAB	8	0-0	1.0-6	0	0	0	0
vs. Rice	4	0-0	0-0	0	0	0	0
at Texas A&M	1	0-0	0-0	0	0	0	0
at ODU	3	0-0	1.0-3	0	0	0	0
vs. USM	10	0-0	0-0	0	1	0	0
vs. FAU	7	0-0	1.0-1	0	0	0	0
at LA Tech	4	0-0	1.5-2	0	0	0	0
Totals	48	0-0	8.5-19	0	1	0	0



0

FRANK HARRIS

QUARTERBACK

6-0 • 200 • Junior - SQ
Schertz, Texas

CAREER STATISTICS

Year	G-GS	Rush	Yds	TD	Comp.	Att.	Int.	Pct.	Yds.	TD	Long
2019	4-4	39	126	0	66	91	2	72.5	486	3	37
2020	3-3	32	162	5	53	80	1	66.3	508	3	44
Totals	7-7	71	288	5	119	171	3	69.6	1,282	6	44

2020 GAME-BY-GAME

Opponent	Comp.-Att.-Int.	Yds.	TD	Long	Rush	Yds.	TD	Long
at Texas State	23-31-0	169	1	44	11	51	3	23
vs. SFA	23-36-1	269	1	35	17	104	2	23
vs. MT	7-13-0	70	1	25	4	7	0	20
at UAB	DNP							
Totals	453-80-1	508	3	44	32	162	5	23

2019 GAME-BY-GAME

Opponent	Comp.-Att.-Int.	Yds.	TD	Long	Rush	Yds.	TD	Long
vs. UIW	28-36-1	206	3	36	15	123	0	24
at Baylor	15-24-0	93	0	17	9	3	0	8
vs. Army	23-31-1	187	0	37	14	1	0	7
at UNT	0-0-0	0	0	0	1	-1	0	-1
at UTEP	DNP							
vs. UAB	DNP							
vs. Rice	DNP							
at TAMU	DNP							
at ODU	DNP							
vs. USM	DNP							
vs. FAU	DNP							
at LA Tech	DNP							
Totals	66-91-2	486	3	37	39	126	0	24



24

SAVION HARRIS

SAFETY

6-0 • 190 • Senior - 1L
Wellington, Fla.

CAREER STATISTICS

Year	Pos.	G-GS	Tackles	Sacks-Yds.	TFL-Yds.	FF	FR	PBU	QBH
2019	S	11-6	38	0-0	0.5-1	0	0	3	0
2020	S	3-2	16	0-0	1.0-2	0	0	1	0
Totals		14-8	54	0-0	1.5-3	0	0	4	0

2020 GAME-BY-GAME

Opponent	Tackles	Sacks	TFL-Y	FC	PBU	Int.	QBH
at Texas State	5	0-0	0-0	0	0	0	0
vs. SFA	5	0-0	0-0	0	1	0	0
vs. MT	6	0-0	1.0-2	0	0	0	0
at UAB	DNP						
Totals	16	0-0	1.0-2	0	1	0	0

2019 GAME-BY-GAME

Opponent	Tackles	Sacks	TFL-Y	FC	PBU	Int.	QBH
vs. UIW	4	0-0	0-0	0	0	1	0
at Baylor	5	0-0	0-0	0	0	0	0
vs. Army	4	0-0	0-0	0	0	0	0
at UNT	4	0-0	0-0	0	0	0	0
at UTEP	3	0-0	0-0	0	2	0	0
vs. UAB	4	0-0	0-0	0	0	0	0
vs. Rice	DNP						
at Texas A&M	3	0-0	0-0	0	0	0	0
at ODU	1	0-0	0-0	0	0	0	0
vs. USM	1	0-0	0-0	0	0	0	0
vs. FAU	7	0-0	0.5-1	0	1	0	0
at LA Tech	2	0-0	0-0	0	0	0	0
Totals	38	0-0	0-0	0	3	1	0



1

JAYLON HAYNES

DEFENSIVE LINEMAN

6-2 • 290 • Senior - 3L
Wharton, Texas

CAREER STATISTICS

Year	Pos.	G-GS	Tackles	Sacks-Yds.	TFL-Yds.	FF	FR	PBU	QBH
2017	DT	4-0	4	0-0	1.0-7	0	0	0	0
2018	DT	12-1	18	1.0-7	2.0-9	1	0	0	0
2019	DT	12-10	40	2.0-9	12.5-35	1	1	2	6
2020	NG	3-3	10	3.0-6	5.0-9	0	0	0	1
Totals		31-14	72	6.0-22	20.5-54	2	1	2	7

2020 GAME-BY-GAME

Opponent	Tackles	Sacks	TFL-Y	FC	PBU	Int.	QBH
at Texas State	4	1.0-2	2.0-4	0	0	0	0
vs. SFA	6	2.0-4	3.0-5	0	0	0	0
vs. MT	0	0-0	0-0	0	0	0	1
at UAB	DNP						
Totals	10	3.0-6	5.0-9	0	0	0	1

2019 GAME-BY-GAME

Opponent	Tackles	Sacks	TFL-Y	FC	PBU	Int.	QBH
vs. UIW	3	1.0-7	1.0-7	0	0	0	2
at Baylor	0	0-0	0-0	0	0	0	0
vs. Army	7	0-0	0-0	0	0	0	0
at UNT	2	0-0	1.0-1	0	0	0	0
at UTEP	2	0-0	0-0	0	0	0	1
vs. UAB	2	0-0	0.5-2	0	0	0	0
vs. Rice	5	0-0	3.0-5	0	1	0	0
at Texas A&M	5	0-0	0.5-1	0	0	0	0
at ODU	4	1.0-2	2.5-4	0	0	0	0
vs. USM	3	0-0	3.0-9	1	0	0	0
vs. FAU	4	0-0	1.0-6	0	1	0	3
at LA Tech	3	0-0	0.0	0	0	0	0
Totals	40	3.0-16	12.5-35	1	2	0	6



3

SINCERE McCORMICK

RUNNING BACK

5-9 • 200 • Sophomore - 1L
Converse, Texas

CAREER STATISTICS

Year	G-GS	Att.	Yds.	Avg.	TD	LG	Rec.	Yds.	Avg.	TD	LG
2019	12-11	177	983	5.6	8	54	24	194	8.1	1	44
2020	4-4	89	527	5.9	4	58	8	80	10.0	0	30
Totals	16-15	266	1,510	5.7	12	58	32	274	8.6	1	44

2020 GAME-BY-GAME

Opponent	Att.	Yds.	TD	Long	Rec.	Yds.	TD	Long
at Texas St.	29	197	1	58	2	8	0	6
vs. SFA	19	98	0	37	4	47	0	30
vs. MT	19	82	2	16	2	25	0	24
at UAB	22	150	1	27	0	0	0	0
Totals	89	527	4	58	8	80	0	30

2019 GAME-BY-GAME

Opponent	Att.	Yds.	TD	Long	Rec.	Yds.	TD	Long
vs. UIW	12	74	0	47	5	18	0	8
at Baylor	12	87	2	54	0	0	0	0
vs. Army	5	28	1	11	3	26	0	10
at UNT	16	62	0	20	1	1	0	1
at UTEP	22	189	1	51	1	7	0	7
vs. UAB	16	34	1	12	1	15	0	15
vs. Rice	14	94	1	32	2	39	0	33
at TAMU	12	43	0	18	2	43	0	44
at ODU	23	137	2	46	3	11	0	6
vs. USM	16	44	0	13	1	14	0	14
vs. FAU	12	76	0	28	1	8	0	8
at LA Tech	17	119	0	51	4	12	1	6
Totals	177	983	8	54	24	194	1	44



10

LOWELL NARCISSE

QUARTERBACK

6-3 • 230 • Junior - 1L
St. James, La.

CAREER STATISTICS

Year	G-GS	Rush	Yds	TD	Comp.	Att.	Int.	Pct.	Yds.	TD	Long
2019	11-7	118	492	4	107	201	5	53.2	1,226	8	65
2020	2-0	13	66	0	2	5	0	40.0	33	0	23
Totals	14-7	131	558	4	109	206	5	52.9	1,259	8	65

2020 GAME-BY-GAME

Opponent	Comp.-Att.-Int.	Yds.	TD	Long	Rush	Yds.	TD	Long
at Texas State	DNP							
vs. SFA	0-0-0	0	0	0	6	24	0	7
vs. MT	DNP							
at UAB	2-5-0	33	0	23	7	42	0	25
Totals	2-5-0	33	0	23	13	66	0	25

2019 GAME-BY-GAME

Opponent	Comp.-Att.-Int.	Yds.	TD	Long	Rush	Yds.	TD	Long
vs. UIW	0-0-0	0	0	0	2	8	0	4
at Baylor	2-6-0	9	0	6	3	12	0	5
vs. Army	0-1-0	0	0	0	2	7	1	5
at UNT	16-36-2	124	0	25	15	98	0	42
at UTEP	6-14-0	46	1	18	19	115	1	21
vs. UAB	8-19-0	94	0	35	17	89	1	25
vs. Rice	19-29-1	212	2	33	7	32	0	14
at Texas A&M	7-14-0	90	0	44	15	54	1	13
at ODU	18-23-0	240	1	65	12	29	0	8
vs. USM	21-40-1	325	2	75	18	31	0	13
vs. FAU	10-19-1	86	2	26	7	20	0	13
at LA Tech	DNP							
Totals	107-201-5	1,226	8	75	118	492	4	42



94

KEVIN NELSON

DEFENSIVE LINE

6-2 • 285 • Sophomore - 1L
Fort Worth, Texas

CAREER STATISTICS

Year	Pos.	G-GS	Tackles	Sacks-Yds.	TFL-Yds.	FF	FR	PBU	QBH
2019	DT	12-0	7	0-0	0-0	0	1	1	0
2020	DL	4-3	4	0-0	0-0	0	0	1	0
Totals		16-3	11	0-0	0-0	0	1	2	0

2020 GAME-BY-GAME

Opponent	Tackles	Sacks	TFL-Y	FC	PBU	Int.	QBH
at Texas State	0	0-0	0-0	0	0	0	0
vs. SFA	1	0-0	0-0	0	1	0	0
vs. MT	1	0-0	0-0	0	0	0	0
at UAB	2	0-0	0-0	0	0	0	0
Totals	4	0-0	0-0	0	1	0	0

2019 GAME-BY-GAME

Opponent	Tackles	Sacks	TFL-Y	FC	PBU	Int.	QBH
vs. UIW	1	0-0	0-0	0	0	0	0
at Baylor	0	0-0	0-0	0	0	0	0
vs. Army	0	0-0	0-0	0	0	0	0
at UNT	0	0-0	0-0	0	0	0	0
at UTEP	0	0-0	0-0	0	0	0	0
vs. UAB	2	0-0	0-0	0	0	0	0
vs. Rice	1	0-0	0-0	0	0	0	0
at Texas A&M	0	0-0	0-0	0	0	0	0
at ODU	0	0-0	0-0	0	0	0	0
vs. USM	2	0-0	0-0	0	1	0	0
vs. FAU	0	0-0	0-0	0	0	0	0
at LA Tech	1	0-0	0-0	0	0	0	0
Totals	7	0-0	0-0	0	1	0	0



11

KELECHI NWACHUKU

SAFETY

6-0 • 200 • Sophomore - 1L
McAllen, Texas

CAREER STATISTICS

Year	Pos.	G-GS	Tackles	Sacks-Yds.	TFL-Yds.	FF	FR	PBU	QBH
2018	S	3-0	0	0-0	0-0	0	0	0	0
2019	S	12-6	36	0-0	1.0-4	0	0	3	0
2020	S	4-0	12	0-0	0-0	0	0	2	0
Totals		19-6	48	0-0	1.0-4	0	0	5	0

2020 GAME-BY-GAME

Opponent	Tackles	Sacks	TFL-Y	FC	PBU	Int.	QBH
at Texas State	2	0-0	0-0	0	0	0	0
vs. SFA	4	0-0	0-0	0	0	0	0
vs. MT	4	0-0	0-0	0	2	0	0
at UAB	2	0-0	0-0	0	0	0	0
Totals	12	0-0	0-0	0	2	0	0

2019 GAME-BY-GAME

Opponent	Tackles	Sacks	TFL-Y	FC	PBU	Int.	QBH
vs. UIW	1	0-0	0-0	0	0	0	0
at Baylor	2	0-0	0-0	0	0	0	0
vs. Army	1	0-0	0-0	0	0	0	0
at UNT	0	0-0	0-0	0	1	0	0
at UTEP	1	0-0	0-0	0	0	0	0
vs. UAB	2	0-0	0-0	0	2	0	0
vs. Rice	3	0-0	0-0	0	0	0	0
at Texas A&M	6	0-0	0-0	0	0	0	0
at ODU	3	0-0	0-0	0	0	0	0
vs. USM	2	0-0	0-0	0	0	0	0
vs. FAU	6	0-0	1.0-4	0	0	0	0
at LA Tech	9	0-0	0-0	0	0	0	0
Totals	36	0-0	1.0-4	0	3	0	0



11

TYKEE OGLE-KELLOGG

WIDE RECEIVER

6-4 • 210 • Sophomore - 1L
Alcoa, Tenn.

CAREER STATISTICS

Year	G-GS	Att.	Yds.	Avg.	TD	LG	Rec.	Yds.	Avg.	TD	LG
2018	11-6	0	0	0	0	0	14	179	12.8	3	36
2019	3-0	0	0	0	0	0	6	57	9.5	1	36
2020	0-0	0	0	0	0	0	0	0	0	0	0
Totals	13-6	0	0	0	0	0	20	236	11.8	4	36

2020 GAME-BY-GAME

Opponent	Att.	Yds.	TD	Long	Rec.	Yds.	TD	Long
at Texas St.	DNP							
vs. SFA	DNP							
vs. MT	DNP							
at UAB	DNP							
Totals	0	0	0	0	0	0	0	0

2019 GAME-BY-GAME

Opponent	Att.	Yds.	TD	Long	Rec.	Yds.	TD	Long
vs. UIW	0	0	0	0	1	36	1	36
at Baylor	0	0	0	0	4	15	0	5
vs. Army	0	0	0	0	1	6	0	6
at UNT	DNP							
at UTEP	DNP							
vs. UAB	DNP							
vs. Rice	DNP							
at TAMU	DNP							
at ODU	DNP							
vs. USM	DNP							
vs. FAU	DNP							
at LA Tech	DNP							
Totals	0	0	0	0	6	56	1	36

2018 GAME-BY-GAME

Opponent	Att.	Yds.	TD	Long	Rec.	Yds.	TD	Long
at Ariz. St.	0	0	0	0	2	18	0	9
vs. Baylor	0	0	0	0	2	18	0	11
at Kansas St.	0	0	0	0	3	38	0	24
vs. TXST	0	0	0	0	1	7	1	7
vs. UTEP	0	0	0	0	2	41	1	26
at Rice	0	0	0	0	0	0	0	0
vs. LA Tech	0	0	0	0	0	0	0	0
at USM	0	0	0	0	1	11	0	11
at UAB	0	0	0	0	0	0	0	0
vs. FIU	0	0	0	0	1	36	1	36
at Marshall	0	0	0	0	2	10	0	5
Totals	0	0	0	0	14	179	3	36



4

ANTONIO PARKS

SAFETY

5-9 • 190 • Senior - 1L
Reserve, La.

CAREER STATISTICS

Year	Pos.	G-GS	Tackles	Sacks-Yds.	TFL-Yds.	FF	FR	PBU	QBH
2019	S	11-0	10	0-0	0-0	1	0	0	0
2020	S	4-2	16	0-0	2.0-4	0	0	0	1
Totals		15-2	26	0-0	2.0-4	1	0	0	1

2020 GAME-BY-GAME

Opponent	Tackles	Sacks	TFL-Y	FC	PBU	Int.	QBH
at Texas State	3	0-0	0-0	0	0	0	0
vs. SFA	3	0-0	0-0	0	0	0	0
vs. MT	5	0-0	1.0-2	0	0	0	0
at UAB	5	0-0	1.0-2	0	0	0	1
Totals	16	0-0	2.0-4	0	0	0	1

2019 GAME-BY-GAME

Opponent	Tackles	Sacks	TFL-Y	FC	PBU	Int.	QBH
vs. UIW	DNP						
at Baylor	0	0-0	0-0	0	0	0	0
vs. Army	0	0-0	0-0	0	0	0	0
at UNT	0	0-0	0-0	0	0	0	0
at UTEP	0	0-0	0-0	0	0	0	0
vs. UAB	2	0-0	0-0	1	0	0	0
vs. Rice	2	0-0	0-0	0	0	0	0
at Texas A&M	0	0-0	0-0	0	0	0	0
at ODU	0	0-0	0-0	0	0	0	0
vs. USM	0	0-0	0-0	0	0	0	0
vs. FAU	0	0-0	0-0	0	0	0	0
at LA Tech	1	0-0	0-0	0	0	0	0
Totals	10	0-0	0-0	1	0	0	0



0
RASHAD
WISDOM
SAFETY

5-10 • 205 • Sophomore - 1L
Converse, Texas

CAREER STATISTICS

Table with columns: Year, Pos., G-GS, Tackles, Sacks-Yds., TFL-Yds., FF, FR, PBU, QBH. Rows for 2019, 2020, and Totals.

2020 GAME-BY-GAME

Table with columns: Opponent, Tackles, Sacks, TFL-Y, FC, PBU, Int., QBH. Rows for Texas State, SFA, MT, UAB, and Totals.

2019 GAME-BY-GAME

Table with columns: Opponent, Tackles, Sacks, TFL-Y, FC, PBU, Int., QBH. Rows for UIW, Baylor, Army, UNT, UTEP, UAB, Rice, Texas A&M, ODU, USM, FAU, LA Tech, and Totals.

2020 GAME-BY-GAME

Table with columns: Opponent, Tackles, Sacks, TFL-Y, FC, PBU, Int., QBH. Rows for Texas State, SFA, MT, UAB, and Totals.

2019 GAME-BY-GAME

Table with columns: Opponent, Tackles, Sacks, TFL-Y, FC, PBU, Int., QBH. Rows for UIW, Baylor, Army, UNT, UTEP, UAB, Rice, Texas A&M, ODU, USM, FAU, LA Tech, and Totals.

2018 GAME-BY-GAME

Table with columns: Opponent, Tackles, Sacks, TFL-Y, FC, PBU, Int., QBH. Rows for Arizona State, Kansas State, Southern Miss, North Texas, and Totals.

2019 GAME-BY-GAME

Table with columns: Opponent, Att., Yds., TD, Long, Rec., Yds., TD, Long. Rows for UIW, Baylor, Army, UNT, UTEP, UAB, Rice, TAMU, ODU, USM, FAU, LA Tech, and Totals.

2019 GAME-BY-GAME

Table with columns: Opponent, Tackles, Sacks, TFL-Y, FC, PBU, Int., QBH. Rows for UIW, Baylor, Army, UNT, UTEP, UAB, Rice, Texas A&M, ODU, USM, FAU, LA Tech, and Totals.

2018 GAME-BY-GAME

Table with columns: Opponent, Att., Yds., TD, Long, Rec., Yds., TD, Long. Rows for Ariz. St., Baylor, Kansas St., TXST, UTEP, Rice, LA Tech, USM, UAB, FIU, Marshall, UNT, and Totals.



8
SOLOMON
WISE
LINEBACKER

6-4 • 245 • Senior - 2L
Coppell, Texas

CAREER STATISTICS

Table with columns: Year, Pos., G-GS, Tackles, Sacks-Yds., TFL-Yds., FF, FR, PBU, QBH. Rows for 2016, 2018, 2019, 2020, and Totals.

CAREER DEFENSIVE STATISTICS

Table with columns: Year, Pos., G-GS, Tackles, Sacks-Yds., TFL-Yds., FF, FR, PBU, QBH. Rows for 2018, 2019, 2020, and Totals.

2020 GAME-BY-GAME

Table with columns: Opponent, Tackles, Sacks, TFL-Y, FC, PBU, Int., QBH. Rows for Texas State, SFA, MT, UAB, and Totals.



20
TARIQ
WOOLEN
CORNERBACK

6-5 • 210 • Junior - 2L
Fort Worth, Texas

CAREER OFFENSIVE STATISTICS

Table with columns: Year, G-GS, Att., Yds., Avg., TD, LG, Rec., Yds., Avg., TD, LG. Rows for 2018, 2019, and Totals.

« 2020 UTSA STATISTICS »

SCHEDULE/RESULTS

Date	Opponent	Result	Score	Record	Time	Attend
Sept. 12	at Texas State	W, 2OT	51-48	1-0	4:00	7,500
Sept. 19	Stephen F. Austin	W	24-10	2-0	3:25	6,611
Sept. 25	Middle Tennessee *	W	37-35	3-0, 1-0	3:35	6,182
Oct. 03	at UAB *	L	13-21	3-1, 1-1	3:20	12,547

*Conference USA game

TEAM STATISTICS	UTSA	OPP
SCORING	125	114
POINTS PER GAME	31.2	28.5
POINTS OFF TURNOVERS	21	13
FIRST DOWNS	82	89
RUSHING	34	34
PASSING	38	46
PENALTY	10	9
RUSHING YARDAGE	837	587
YARDS GAINED RUSHING	915	724
YARDS LOST RUSHING	78	137
RUSHING ATTEMPTS	163	143
AVERAGE PER RUSH	5.1	4.1
AVERAGE PER GAME	209.2	146.8
TDS RUSHING	9	4
PASSING YARDAGE	831	1,201
COMP-ATT-INT	78-135-3	97-152-7
AVERAGE PER PASS	6.2	7.9
AVERAGE PER CATCH	10.7	12.4
AVERAGE PER GAME	207.8	300.2
TDS PASSING	4	11
TOTAL OFFENSE	1,668	1,788
TOTAL PLAYS	298	295
AVERAGE PER PLAY	5.6	6.1
AVERAGE PER GAME	417.0	447.0
KICK RETURNS: #-YARDS	11-217	8-178
PUNT RETURNS: #-YARDS	9-27	6-155
INT RETURNS: #-YARDS	7-117	3-7
KICK RETURN AVERAGE	19.7	22.2
PUNT RETURN AVERAGE	3.0	25.8
INT RETURN AVERAGE	16.7	2.3
FUMBLES-LOST	5-1	4-2
PENALTIES-YARDS	31-318	25-259
AVERAGE PER GAME	79.5	64.8
PUNTS-YARDS	24-1,115	23-953
AVERAGE PER PUNT	46.5	41.4
NET PUNT AVERAGE	40.0	40.3
KICKOFFS-YARDS	24-1,394	19-1,113
AVERAGE PER KICK	58.1	58.6
NET KICK AVERAGE	40.2	39.3
TIME OF POSSESSION/GAME	28:48	31:12
3RD-DOWN CONVERSIONS	29/66	19/56
3RD-DOWN PCT	44%	34%
4TH-DOWN CONVERSIONS	1/4	2/5
4TH-DOWN PCT	25%	40%
SACKS BY-YARDS	11-58	7-49
MISC YARDS	0	0
TOUCHDOWNS SCORED	14	16
FIELD GOALS-ATTEMPTS	9-9	2-5
ON-SIDE KICKS	0-0	0-2
RED-ZONE SCORES	(19-20) 95%	(13-15) 87%
RED-ZONE TOUCHDOWNS	(11-20) 55%	(11-15) 73%
PAT-ATTEMPTS	(14-14) 100%	(12-14) 86%
ATTENDANCE	12,793	20,047
GAMES/AVG PER GAME	2/6,396	2/10,024
NEUTRAL SITE GAMES		0/0

RECORD BREAKDOWN

Overall	3-1
Conference USA	1-1
Non-conference	2-0
Home	2-0
Away	1-1
Day	2-1
Night	1-0
Indoor	2-0
Outdoor	1-1
Artificial surface	3-1
Natural grass	0-0
Win coin toss	0-0
Lose coin toss	3-1
Televised	3-1
Score first	1-1
Opponent scores first	2-0
Leading after 1st quarter	2-0
Trailing after 1st quarter	1-1
Tied after 1st quarter	0-0
Leading at half	3-0
Trailing at half	0-1
Tied at half	0-0
Leading after 3rd quarter	3-0
Trailing after 3rd quarter	0-1
Tied after 3rd quarter	0-0

SCORE BY QUARTERS

	1st	2nd	3rd	4th	OT	Total
UTSA	13	51	24	27	10	125
Opp.	17	21	37	32	7	114

« UTSA INDIVIDUAL STATISTICS »

RUSHING

Player	G	Att	Gain	Loss	Net	Avg	TD	Long	Avg/G
Sincere McCormick	4	89	537	10	527	5.9	4	58	131.8
Frank Harris	4	32	190	28	162	5.1	5	23	40.5
Lowell Narcisse	2	13	74	8	66	5.1	0	25	33.0
Brenden Brady	2	10	52	1	51	5.1	0	13	25.5
Brennon Dingle	4	3	37	3	34	11.3	0	26	8.5
B.J. Daniels	4	4	7	0	7	1.8	0	3	1.8
Josh Adkins	2	1	1	0	1	1.0	0	1	0.5
Joshua Cephus	4	1	0	2	-2	-2.0	0	0	-0.5
Team	2	5	0	4	-4	-0.8	0	0	-2.0
Jordan Weeks	1	5	17	22	-5	-1.0	0	9	-5.0
Total	4	163	915	78	837	5.1	9	58	209.2
Opponents	4	143	724	137	587	4.1	4	73	146.8

PASSING

Player	G	Effic	Cmp-Att-Int	Pct	Yds	TD	Lng	Avg/G
Frank Harris	4	129.46	53-80-1	66.2	508	3	44	127.0
Josh Adkins	2	134.04	16-29-0	55.2	233	1	48	116.5
Jordan Weeks	1	51.52	7-19-1	36.8	57	0	17	57.0
Lowell Narcisse	2	95.44	2-5-0	40.0	33	0	23	16.5
Team	2	0.00	0-1-0	0.0	0	0	0	0.0
Sheldon Jones	4	-200.00	0-1-1	0.0	0	0	0	0.0
Total	4	114.82	78-135-3	57.8	831	4	48	207.8
Opponents	4	144.86	97-152-7	63.8	1201	11	66	300.2

RECEIVING

Player	G	No.	Yds	Avg	TD	Long	Avg/G
Joshua Cephus	4	22	205	9.3	3	35	51.2
Brennon Dingle	4	14	191	13.6	0	44	47.8
Zahkari Franklin	2	8	129	16.1	1	48	64.5
Sheldon Jones	4	8	100	12.5	0	27	25.0
Sincere McCormick	4	8	80	10.0	0	30	20.0
De'Corian Clark	4	7	43	6.1	0	13	10.8
Leroy Watson	4	4	41	10.2	0	17	10.2
Gavin Sharp	4	3	27	9.0	0	17	6.8
Brenden Brady	2	3	14	4.7	0	9	7.0
Julon Williams	3	1	1	1.0	0	1	0.3
Total	4	78	831	10.7	4	48	207.8
Opponents	4	97	1201	12.4	11	66	300.2

FIELD GOALS

Player	FGM-FGA	Pct	1-19	20-29	30-39	40-49	50-99	Lg	Blk
Hunter Duplessis	9-9	100.0	0-0	5-5	2-2	2-2	0-0	48	0

FG SEQUENCE	UTSA	OPPONENTS
Texas State	(27),(42),(29)	20
Stephen F. Austin	(28)	43,(32)
Middle Tennessee	(24),(27),(35)	(26)
UAB	(48),(35)	36

Numbers in (parentheses) indicate field goal was made.

TOTAL OFFENSE

Player	G	Plays	Rush	Pass	Total	Avg/G
Frank Harris	4	112	162	508	670	167.5
Sincere McCormick	4	89	527	0	527	131.8
Josh Adkins	2	30	1	233	234	117.0
Lowell Narcisse	2	18	66	33	99	49.5
Jordan Weeks	1	24	-5	57	52	52.0
Brenden Brady	2	10	51	0	51	25.5
Brennon Dingle	4	3	34	0	34	8.5
B.J. Daniels	4	4	7	0	7	1.8
Joshua Cephus	4	1	-2	0	-2	-0.5
Team	2	6	-4	0	-4	-2.0
Total	4	298	837	831	1668	417.0
Opponents	4	295	587	1201	1788	447.0

PUNT RETURNS

Player	No.	Yds	Avg	TD	Long
Sheldon Jones	9	27	3.0	0	8
Total	9	27	3.0	0	8
Opponents	6	155	25.8	1	91

KICK RETURNS

Player	No.	Yds	Avg	TD	Long
Brennon Dingle	8	184	23.0	0	43
Julon Williams	2	30	15.0	0	17
Brenden Brady	1	3	3.0	0	3
Total	11	217	19.7	0	43
Opponents	8	178	22.2	0	28

INTERCEPTIONS

Player	No.	Yds	Avg	TD	Long
Corey Mayfield Jr.	2	9	4.5	0	6
Rashad Wisdom	2	80	40.0	1	81
Donyai Taylor	1	28	28.0	0	28
Trevor Harmanson	1	0	0.0	0	0
Tariq Woolen	1	0	0.0	0	0
Total	7	117	16.7	1	81
Opponents	3	7	2.3	0	5

ALL-PURPOSE

Player	G	Rush	Rec	PR	KOR	IR	Tot	Avg/G
Sincere McCormick	4	527	80	0	0	0	607	151.8
Brennon Dingle	4	34	191	0	184	0	409	102.2
Joshua Cephus	4	-2	205	0	0	0	203	50.8
Frank Harris	4	162	0	0	0	0	162	40.5
Zahkari Franklin	2	0	129	0	0	0	129	64.5
Sheldon Jones	4	0	100	27	0	0	127	31.8
Rashad Wisdom	4	0	0	0	0	80	80	20.0
Brenden Brady	2	51	14	0	3	0	68	34.0
Lowell Narcisse	2	66	0	0	0	0	66	33.0
De'Corian Clark	4	0	43	0	0	0	43	10.8
Leroy Watson	4	0	41	0	0	0	41	10.2
Julon Williams	3	0	1	0	30	0	31	10.3
Donyai Taylor	4	0	0	0	0	28	28	7.0
Gavin Sharp	4	0	27	0	0	0	27	6.8
Corey Mayfield Jr.	4	0	0	0	0	9	9	2.2
B.J. Daniels	4	7	0	0	0	0	7	1.8
Josh Adkins	2	1	0	0	0	0	1	0.5
Team	2	-4	0	0	0	0	-4	-2.0
Jordan Weeks	1	-5	0	0	0	0	-5	-5.0
Total	4	837	831	27	217	117	2029	507.2
Opponents	4	587	1201	155	178	7	2128	532.0

SCORING

Player	TD	FGs	PATs					DXP	Saf	Points
			Kick	Rush	Rcv	Pass				
Hunter Duplessis	0	9-9	14-14	0-0	0	0-0	0	0	41	
Frank Harris	5	0-0	0-0	0-0	0	0-0	0	0	30	
Sincere McCormick	4	0-0	0-0	0-0	0	0-0	0	0	24	
Joshua Cephus	3	0-0	0-0	0-0	0	0-0	0	0	18	
Rashad Wisdom	1	0-0	0-0	0-0	0	0-0	0	0	6	
Zahkari Franklin	1	0-0	0-0	0-0	0	0-0	0	0	6	
Total	14	9-9	14-14	0-0	0	0-0	0	0	125	
Opponents	16	2-5	12-14	0-0	0	0-2	0	0	114	

PUNTING

Player	No.	Yds	Avg	Long	TB	FC	I20	50+
Lucas Dean	24	1115	46.5	57	0	6	14	9
Total	24	1115	46.5	57	0	6	14	9
Opponents	23	953	41.4	51	0	8	5	2

KICKOFFS

Player	No.	Yds	Avg	TB	OB	Retn	Net	Yd Line
Hunter Duplessis	24	1394	58.1	10	0			
Total	24	1394	58.1	10	0	178	40.2	24
Opponents	19	1113	58.6	6	1	217	39.3	25

« UTSA MISCELLANEOUS STATISTICS »

Starters Summary

Offense	QB	TB	WR	WR	WR	TE/FB	LT	LG	C	RG	RT
at Texas State	Harris	McCormick	Jones	Dingle	Cephus	Watson	Rolfe	Pastucci	Maka	Osakwe	Burford
vs. Stephen F. Austin	Harris	McCormick	Jones	Dingle	Cephus	Watson	Oatis	Pastucci	Maka	Osakwe	Burford
vs. Middle Tennessee	Harris	McCormick	Jones	Dingle	Cephus	Watson	Burford	Pastucci	Maka	Davis	Oatis
at UAB	Adkins	McCormick	Franklin	Dingle	Cephus	Watson	Burford	Pastucci	Maka	Davis	Oatis
Defense	DL	NG	DL	LB	LB	LB	OIB	S	S	CB	CB
at Texas State	Gray	Haynes	Matterson	Harmanson	Mahnke	Henry	Taylor	Parks	Wisdom	Woolen	Mayfield Jr.
vs. Stephen F. Austin	Nelson	Haynes	Matterson	Harmanson	Ligon	Wiley	Taylor	Harris	Wisdom	Woolen	Mayfield Jr.
Middle Tennessee	Nelson	Haynes	Matterson	Harmanson	Ligon	Wiley	Hicks	Harris	Wisdom	Woolen	Mayfield Jr.
at UAB	Dantzler	Nelson	Matterson	Harmanson	Ligon	Wiley	Hicks	Parks	Wisdom	Woolen	Mayfield Jr.

Team Game Captains

- at Texas State — Rashad Wisdom
- vs. Stephen F. Austin — Rashad Wisdom
- vs. Middle Tennessee — Rashad Wisdom
- at UAB — Rashad Wisdom

« UTSA DEFENSIVE STATISTICS »

##	Player	GP-GS	Tackles			TFL-Yds	Sacks	Pass Defense			Fumbles		Blkd	
			Solo	Ast	Total		No-Yds	Int-Yds	BU	Qbh	Rcv-Yds	FF	Kick	Saf
0	Rashad Wisdom	4-3	18	15	33	1.5-3		2-80						
88	Jamal Ligon	4-3	16	14	30	3.5-25	2.5-12			2	2-0	1		
15	Trevor Harmanson	4-4	8	16	24	4.5-20	0.5-2	1-0		3				
9	Clarence Hicks	4-2	10	7	17	2.0-4			1	1		1		
24	SaVion Harris	3-2	7	9	16	1.0-2			1					
4	Antonio Parks	4-2	12	4	16	2.0-4				1				
20	Tariq Woolen	4-4	11	4	15	1.5-11	1.5-11	1-0	4	1				
26	Corey Mayfield Jr.	4-4	12	1	13	1.0-1		2-9	1					
45	DeQuarius Henry	4-1	5	7	12	1.0-1				1				
11	Kelechi Nwachuku	4-0	7	5	12				2					
1	Jaylon Haynes	3-3	5	5	10	5.0-9	3.0-6			1				
98	Lorenzo Dantzler	4-1	7	3	10	2.5-12				4				
96	Charles Wiley	4-2	3	6	9	3.5-14	1.0-9			2				
99	Brandon Matterson	4-4	3	5	8	0.5-1				1				
38	Tyler Mahnke	2-1	5	3	8	0.5-1								
95	Christian Clayton	4-0	6	2	8	4.0-10						1		
41	De'Marco Guidry	4-0	4	3	7	1.5-7	1.0-7							
49	Trumane Bell II	4-0	4	2	6	2.5-16	1.5-11			1				
7	Dadrian Taylor	3-2	3	2	5	1.0-1			1					
23	Xavier Spencer	4-0	4	1	5									
94	Kevin Nelson	4-3	2	2	4				1					
8	Solomon Wise	4-0	1	1	2	0.5-1								
6	Brennon Dingle	4-4	2		2									
4	Leroy Watson	4-4	1	1	2									
30	Donyai Taylor	4-0		2	2			1-28						
27	Jarrett Preston	4-0	1	1	2									
57	Peter Gray	3-1	1	1	2	0.5-2							1	
25	Avery Morris	2-0		1	1									
12	Joshua Cephus	4-4	1		1									
88	De'Corian Clark	4-0		1	1									
3	Sincere McCormick	4-4	1		1									
33	B.J. Daniels	4-0		1	1									
	Total	4-0	160	125	285	40-145	11-58	7-117	11	18	2-0	3	1	
	Opponents	4-0	169	128	297	23.0-86	7-49	3-7	16	15	1-2	3		

« UTSA GAME-BY-GAME STATISTICS »

OFFENSE

Date	Opponent	RUSHING				RECEIVING				PASSING				KICK RETURNS				PUNT RETURNS				Total Off		
		No.	Yds	TD	Lg	No.	Yds	TD	Lg	Cmp	Att	Int	Yds	TD	Lg	No.	Yds	TD	Lg	No.	Yds		TD	Lg
Sept. 12	at Texas State	51	330	4	58	23	169	1	44	23	31	0	169	1	44	2	30	0	17	3	16	0	8	499
Sept. 19	Stephen F. Austin	48	229	2	37	23	269	1	35	23	36	1	269	1	35	2	16	0	13	1	0	0	0	498
Sept. 25	Middle Tennessee	28	88	2	20	23	303	2	48	23	43	1	303	2	48	5	120	0	43	3	12	0	7	391
Oct. 3	at UAB	36	190	1	27	9	90	0	23	9	25	1	90	0	23	2	51	0	34	2	-1	0	0	280
Totals		163	837	9	58	78	831	4	48	78	135	3	831	4	48	11	217	0	43	9	27	0	8	1668
Opponent		143	587	4	73	97	1201	11	66	97	152	7	1201	11	66	8	178	0	28	6	155	1	91	1788

Games: 4
 Avg/rush: 5.1
 Avg/catch: 10.7
 Pass eff: 114.82
 KR avg: 19.7
 PR avg: 3.0
 All purpose avg/game: 507.2
 Total offense avg/gm: 417.0

DEFENSE

Date	Opponent	TACKLES			SACKS		FUMBLES		Int-Yds	QBH	Pass Brk	Blkd Kick	XPTS			OFF	
		Solo	Ast	Total	TFL-Yds	No-Yds	FF	FR-Yds					Made-Att	Run	Rcv	Saf	T/O
Sept. 12	at Texas State	40	37	77	14.0-46	5.0-30	0	0-0	2-84	3	1	0	6-6	0	0	0	51
Sept. 19	Stephen F. Austin	31	34	65	10.0-28	3.0-7	2	1-0	0-0	3	6	0	3-3	0	0	0	24
Sept. 25	Middle Tennessee	46	48	94	9.0-48	3.0-21	0	0-0	2-28	8	3	1	4-4	0	0	0	37
Oct. 3	at UAB	43	6	49	7.0-23	0.0-0	1	1-0	3-5	4	1	0	1-1	0	0	0	13
Totals		160	125	285	40.0-145	11.0-58	3	2-0	7-117	18	11	1	14-14	0	0	0	125
Opponent		169	128	297	23.0-86	7.0-49	3	1-2	3-7	15	16	0	14-12	0	0	0	114

SPECIAL TEAMS

Date	Opponent	No	Yds	Avg	PUNTING					FIELD GOALS				KICKOFFS				
					Long	Blkd	TB	FC	50+	I20	Att-Made	Long	Blkd	No	Yds	Avg	TB	OB
Sept. 12	at Texas State	8	382	47.8	57	0	0	0	2	3	3-3	42	0	8	520	65.0	3	0
Sept. 19	Stephen F. Austin	4	168	42.0	53	0	0	3	1	3	1-1	28	0	5	265	53.0	1	0
Sept. 25	Middle Tennessee	6	295	49.2	57	0	0	2	3	3	3-3	35	0	7	374	53.4	3	0
Oct. 3	at UAB	6	270	45.0	55	0	0	1	3	5	2-2	48	0	4	235	58.8	3	0
Totals		24	1115	46.5	57	0	0	6	9	14	9-9	48	0	24	1394	58.1	10	0
Opponent		23	953	41.4	51	0	0	8	2	5	5-2	32	0	19	1113	58.6	6	1

RED ZONE

Date	Opponent	Score	Times In RZ	Times Scored	Total Pts	TDs	Rush TDs	Pass TDs	FGs Made	FGA	Failed to score inside RZ				
											Downs	Int	Fumb	Half Game	
Sept. 12	at Texas State	W 51-48	7	7	37	4	4	0	3	0	0	0	0	0	0
Sept. 19	Stephen F. Austin	W 24-10	4	4	24	3	2	1	1	0	0	0	0	0	0
Sept. 25	Middle Tennessee	W 37-35	6	6	30	3	2	1	3	0	0	0	0	0	0
Oct 03	at UAB	L 13-21	3	2	10	1	1	0	1	0	1	0	0	0	0
Totals - 19 of 20 (95.0%)			20	19	101	11	9	2	8	0	1	0	0	0	0

« OPPONENTS GAME-BY-GAME STATISTICS »

OFFENSE

Date	Opponent	RUSHING				RECEIVING				PASSING				KICK RETURNS				PUNT RETURNS				Total Off		
		No.	Yds	TD	Lg	No.	Yds	TD	Lg	Cmp	Air	Int	Yds	TD	Lg	No.	Yds	TD	Lg	No.	Yds		TD	Lg
Sept. 12	at Texas State	37	123	2	21	27	349	4	66	27	41	2	349	4	66	5	115	0	28	4	149	1	91	472
Sept. 19	Stephen F. Austin	28	59	0	17	21	285	1	47	21	33	0	285	1	47	2	49	0	28	0	0	0	0	344
Sept. 25	Middle Tennessee	41	191	2	64	31	372	3	42	31	48	2	372	3	42	1	14	0	14	2	6	0	6	563
Oct. 3	at UAB	37	214	0	73	18	195	3	23	18	30	3	195	3	23	0	0	0	0	0	0	0	0	409
Opponent totals		143	587	4	73	97	1201	11	66	97	152	7	1201	11	66	8	178	0	28	6	155	1	91	1788
UTSA		163	837	9	58	78	831	4	48	78	135	3	831	4	48	11	217	0	43	9	27	0	8	1668

Games: 4
 Avg/rush: 4.1
 Avg/catch: 12.4
 Pass effic: 144.86
 KR avg: 22.2
 PR avg: 25.8
 All purpose avg/game: 532.0
 Total offense avg/gm: 447.0

DEFENSE

Date	Opponent	TACKLES			SACKS		FUMBLES		Int-Yds	QBH	Pass Brk	Blkd Kick	XPTS			OFF							
		Solo	Ast	Total	TFL-Yds	No-Yds	FF	FR-Yds					Made	Att	Run	Rcv	Saf	T/O	Pts				
Sept. 12	at Texas State	43	50	93	8.0	24	1.0	1	0	0	0	2	0	7	6	0	0	0	48				
Sept. 19	Stephen F. Austin	53	24	77	2.0	7	1.0	6	2	1	2	0	1	1	0	0	0	0	10				
Sept. 25	Middle Tennessee	32	42	74	4.0	21	1.0	14	1	0	0	1	2	6	5	0	3	2	0	0	0	35	
Oct. 3	at UAB	41	12	53	9.0	34	4.0	28	0	0	0	0	1	5	6	6	0	3	3	0	0	0	21
Opponent totals		169	128	297	23.0	86	7.0	49	3	1	2	0	14	12	0	0	0	0	114				
UTSA		160	125	285	40.0	145	11.0	58	3	2	0	1	14	14	0	0	0	0	125				

SPECIAL TEAMS

Date	Opponent	No	Yds	Avg	PUNTING					FIELD GOALS			KICKOFFS					
					Long	Blkd	TB	FC	50+	I20	Att-Made	Long	Blkd	No	Yds	Avg	TB	OB
Sept. 12	at Texas State	7	312	44.6	49	0	0	1	0	1	1	0	0	6	390	65.0	4	0
Sept. 19	Stephen F. Austin	7	280	40.0	48	0	0	4	0	3	2	1	0	3	124	41.3	0	0
Sept. 25	Middle Tennessee	6	246	41.0	51	0	0	2	2	1	1	1	0	6	348	58.0	0	1
Oct. 3	at UAB	3	115	38.3	43	0	0	1	0	0	1	0	0	4	251	62.8	2	0
Opponent totals		23	953	41.4	51	0	0	8	2	5	5	2	0	19	1113	58.6	6	1
UTSA		24	1115	46.5	57	0	0	6	9	14	9	9	0	24	1394	58.1	10	0

RED ZONE

Date	Opponent	Score	Times In RZ	Times Scored	Total Pts	TDs	Rush TDs	Pass TDs	FGs Made	FGA	Downs	Failed to score inside RZ				
												Int	Fumb	Half	Game	
Sept. 12	at Texas State	W 51-48	5	4	28	4	2	2	0	1	0	0	0	0	0	0
Sept. 19	Stephen F. Austin	W 24-10	2	2	10	1	0	1	1	0	0	0	0	0	0	0
Sept. 25	Middle Tennessee	W 37-35	4	4	22	3	1	2	1	0	0	0	0	0	0	0
Oct 03	at UAB	L 13-21	4	3	21	3	0	3	0	1	0	0	0	0	0	0
Totals - 13 of 15 (86.7%)			15	13	81	11	3	8	2	2	0	0	0	0	0	0

« UTSA/OPPONENTS SUPERLATIVES »

INDIVIDUAL

Rushes	29	Sincere McCormick at Texas State (Sept. 12)
Yards Rushing	197	Sincere McCormick at Texas State (Sept. 12)
TD Rushes	3	Frank Harris at Texas State (Sept. 12)
Long Rush	58	Sincere McCormick at Texas State (Sept. 12)
Pass attempts	36	Frank Harris vs Stephen F. Austin (Sept. 19)
Pass completions	23	Frank Harris at Texas State (Sept. 12)
Yards Passing	269	Frank Harris vs Stephen F. Austin (Sept. 19)
TD Passes	1	Frank Harris at Texas State (Sept. 12)
		Frank Harris vs Stephen F. Austin (Sept. 19)
Long Pass	48	Josh Adkins vs Middle Tennessee (Sept. 25)
Receptions	8	Joshua Cephus vs Stephen F. Austin (Sept. 19)
Yards Receiving	119	Zahkari Franklin vs Middle Tennessee (Sept. 25)
TD Receptions	1	Joshua Cephus at Texas State (Sept. 12)
		Joshua Cephus vs Stephen F. Austin (Sept. 19)
		Joshua Cephus vs Middle Tennessee (Sept. 25)
		Zahkari Franklin vs Middle Tennessee (Sept. 25)
Long Reception	48	Zahkari Franklin vs Middle Tennessee (Sept. 25)
Field Goals	3	Hunter Duplessis at Texas State (Sept. 12)
		Hunter Duplessis vs Middle Tennessee (Sept. 25)
Long Field Goal	48	Hunter Duplessis at UAB (Oct. 3)
Punts	8	Lucas Dean at Texas State (Sept. 12)
Punting Avg	49.2	Lucas Dean vs Middle Tennessee (Sept. 25)
Long Punt	57	Lucas Dean at Texas State (Sept. 12)
		Lucas Dean vs Middle Tennessee (Sept. 25)
Punts inside 20	5	Lucas Dean at UAB (Oct. 3)
Long Punt Return	8	Sheldon Jones at Texas State (Sept. 12)
Long Kickoff Return	43	Brennon Dingle vs Middle Tennessee (Sept. 25)
Tackles	19	Jamal Ligon vs Middle Tennessee (Sept. 25)
Sacks	1.0	Jaylon Haynes at Texas State (Sept. 12)
		Jamal Ligon at Texas State (Sept. 12)
		Tariq Woolen at Texas State (Sept. 12)
		Trumane Bell II at Texas State (Sept. 12)
		Charles Wiley at Texas State (Sept. 12)
Tackles For Loss	3.0	Jaylon Haynes vs Stephen F. Austin (Sept. 19)
Interceptions	1	Rashad Wisdom at Texas State (Sept. 12)
		Corey Mayfield Jr. at Texas State (Sept. 12)
		Tariq Woolen vs Middle Tennessee (Sept. 25)
		Donyai Taylor vs Middle Tennessee (Sept. 25)
		Rashad Wisdom at UAB (Oct. 3)
		Trevor Harmanson at UAB (Oct. 3)
		Corey Mayfield Jr. at UAB (Oct. 3)

TEAM

Rushes	51	at Texas State (Sept. 12)
Yards Rushing	330	at Texas State (Sept. 12)
Yards Per Rush	6.5	at Texas State (Sept. 12)
TD Rushes	4	at Texas State (Sept. 12)
Pass attempts	43	vs Middle Tennessee (Sept. 25)
Pass completions	23	at Texas State (Sept. 12)
		vs Stephen F. Austin (Sept. 19)
		vs Middle Tennessee (Sept. 25)
Yards Passing	303	vs Middle Tennessee (Sept. 25)
Yards Per Pass	7.5	vs Stephen F. Austin (Sept. 19)
TD Passes	2	vs Middle Tennessee (Sept. 25)
Total Plays	84	vs Stephen F. Austin (Sept. 19)
Total Offense	499	at Texas State (Sept. 12)
Yards Per Play	6.1	at Texas State (Sept. 12)
Points	51	at Texas State (Sept. 12)
Sacks By	5	at Texas State (Sept. 12)
First Downs	25	vs Stephen F. Austin (Sept. 19)
Penalties	11	at Texas State (Sept. 12)
Penalty Yards	126	at Texas State (Sept. 12)
Turnovers	2	vs Stephen F. Austin (Sept. 19)
Interceptions By	3	at UAB (Oct. 3)
Punts	8	at Texas State (Sept. 12)
Punting Avg	49.2	vs Middle Tennessee (Sept. 25)
Long Punt	57	at Texas State (Sept. 12)
		vs Middle Tennessee (Sept. 25)
Punts inside 20	5	at UAB (Oct. 3)
Long Punt Return	8	at Texas State (Sept. 12)

OPPONENT INDIVIDUAL

Rushes	26	Spencer Brown, UAB (Oct. 3)
Yards Rushing	144	Spencer Brown, UAB (Oct. 3)
TD Rushes	2	Chaton Mobley, Middle Tennessee (Sept. 25)
Long Rush	73	Spencer Brown, UAB (Oct. 3)
Pass attempts	47	Asher O'Hara, Middle Tennessee (Sept. 25)
Pass completions	31	Asher O'Hara, Middle Tennessee (Sept. 25)
Yards Passing	372	Asher O'Hara, Middle Tennessee (Sept. 25)
TD Passes	4	Tyler Vitt, Texas State (Sept. 12)
Long Pass	66	Tyler Vitt, Texas State (Sept. 12)
Receptions	8	Yusuf Ali, Middle Tennessee (Sept. 25)
Yards Receiving	107	Jarrin Pierce, Middle Tennessee (Sept. 25)
TD Receptions	2	Marcell Barbee, Texas State (Sept. 12)
		Gerrit Prince, UAB (Oct. 3)
Long Reception	66	Brock Sturges, Texas State (Sept. 12)
Field Goals	1	Chris Campos, Stephen F. Austin (Sept. 19)
		Crews Holt, Middle Tennessee (Sept. 25)
Long Field Goal	32	Chris Campos, Stephen F. Austin (Sept. 19)
Punts	7	Seamus O'Kelly, Texas State (Sept. 12)
		Max Quick, Stephen F. Austin (Sept. 19)
Punting Avg	44.6	Seamus O'Kelly, Texas State (Sept. 12)
Long Punt	51	Kyle, Ulbrich, Middle Tennessee (Sept. 25)
Punts inside 20	3	Max Quick, Stephen F. Austin (Sept. 19)
Long Punt Return	91	Jeremiah Haydel, Texas State (Sept. 12)
Long Kickoff Return	28	Jah'Marqae Sheread, J, Texas State (Sept. 12)
		Larry Jones, Stephen F. Austin (Sept. 19)
Tackles	13	Myles Heard, Stephen F. Austin (Sept. 19)
Sacks	1.0	Brevin Randle, Stephen F. Austin (Sept. 19)
		DQ Thomas, Middle Tennessee (Sept. 25)
		Tyree Turner, UAB (Oct. 3)
		Alex Wright, UAB (Oct. 3)
		Jordan Smith, UAB (Oct. 3)
		Fish McWilliams, UAB (Oct. 3)
Tackles	8	Gavin Graham, Texas State (Sept. 12)
		Sione Tupou, Texas State (Sept. 12)
Sacks	0.5	Gavin Graham, Texas State (Sept. 12)
		Kenny Haynes, Texas State (Sept. 12)
Tackles For Loss	2.0	Jarron Morris, Texas State (Sept. 12)
		Brevin Randle, Stephen F. Austin (Sept. 19)
Interceptions	1	Myles Heard, Stephen F. Austin (Sept. 19)
		Gregory Grate, Middle Tennessee (Sept. 25)
		Michael Fairbanks II, UAB (Oct. 3)

OPPONENT TEAM

Rushes	41	Middle Tennessee (Sept. 25)
Yards Rushing	214	UAB (Oct. 3)
Yards Per Rush	5.8	UAB (Oct. 3)
TD Rushes	2	Texas State (Sept. 12)
		Middle Tennessee (Sept. 25)
Pass attempts	48	Middle Tennessee (Sept. 25)
Pass completions	31	Middle Tennessee (Sept. 25)
Yards Passing	349	Texas State (Sept. 12)
Yards Per Pass	8.6	Stephen F. Austin (Sept. 19)
TD Passes	4	Texas State (Sept. 12)
Total Plays	89	Middle Tennessee (Sept. 25)
Total Offense	563	Middle Tennessee (Sept. 25)
Yards Per Play	6.3	Middle Tennessee (Sept. 25)
Points	48	Texas State (Sept. 12)
Sacks By	4	UAB (Oct. 3)
First Downs	27	Middle Tennessee (Sept. 25)
Penalties	8	Middle Tennessee (Sept. 25)
Penalty Yards	82	Middle Tennessee (Sept. 25)
Turnovers	4	UAB (Oct. 3)
Interceptions By	1	Stephen F. Austin (Sept. 19)
		Middle Tennessee (Sept. 25)
		UAB (Oct. 3)
Punts	7	Texas State (Sept. 12)
		Stephen F. Austin (Sept. 19)
Punting Avg	44.6	Texas State (Sept. 12)
Long Punt	51	Middle Tennessee (Sept. 25)
Punts inside 20	3	Stephen F. Austin (Sept. 19)
Long Punt Return	91	Texas State (Sept. 12)

« UTSA MISCELLANEOUS STATISTICS »

LONG PLAY CHART

Yards	Play Type	Player	Opponent
81	Int.	Rashad Wisdom	Texas State
58	Rush	Sincere McCormick	Texas State
58	Rush	Sincere McCormick	Texas State
48	Pass	Zahkari Franklin from Josh Adkins	Middle Tenn.
44	Pass	Brennon Dingle from Frank Harris	Texas State
43	KR	Brennon Dingle	Middle Tenn.
37	Rush	Sincere McCormick	Stephen F. Austin
35	Pass	Joshua Cephus from Frank Harris	Stephen F. Austin
34	Pass	Zahkari Franklin from Josh Adkins	Middle Tenn.
34	KR	Brennon Dingle	UAB
30	Pass	Sincere McCormick from Frank Harris	Stephen F. Austin
29	Pass	Brennon Dingle from Josh Adkins	Middle Tenn.
28	INT	Donyai Taylor	Middle Tenn.
27	Pass	Sheldon Jones from Frank Harris	Stephen F. Austin
27	Rush	Sincere McCormick	UAB
26	Rush	Brennon Dingle	Texas State
25*	Pass	Zahkari Franklin from Frank Harris	Middle Tenn.
25*	Pass	Joshua Cephus from Frank Harris	Texas State
25	Rush	Lowell Narcisse	UAB
25	Rush	Sincere McCormick	UAB
24	Pass	Sincere McCormick from Frank Harris	Middle Tenn.
23*	Rush	Frank Harris	Stephen F. Austin
23	Pass	Joshua Cephus from Lowell Narcisse	UAB
22	Pass	Brennon Dingle from Frank Harris	Stephen F. Austin
21	KR	Brennon Dingle	Middle Tenn.
20	Pass	Brennon Dingle from Josh Adkins	Middle Tenn.
20	Rush	Frank Harris	Middle Tenn.

* touchdown scored on play

LONG PLAYS BY THE NUMBERS

Long Plays By Yards	No.	TD
90-99	0	0
80-89	1	1
70-79	1	0
60-69	0	0
50-59	2	0
40-49	3	0
30-39	5	0
20-29	17	3

Long Plays By Type	No.	TD
Rushing	10	1
Passing	13	2
Punt returns	0	0
Kick returns	3	0
Interceptions	2	1
Fumble returns	0	0
TOTAL	28	4

LONG PLAYS BY PLAYER

Player	No.	TD	R	P	KR	PR	IR	FR
Brennon Dingle	8	0	1	4	3	0	0	0
Sincere McCormick	8	0	6	2	0	0	0	0
Zahkari Franklin	3	1	0	3	0	0	0	0
Joshua Cephus	3	1	0	3	0	0	0	0
Frank Harris	2	1	2	0	0	0	0	0
Donyai Taylor	1	0	0	0	0	0	1	0
Rashad Wisdom	1	1	0	0	0	0	1	0
Sheldon Jones	1	0	0	1	0	0	0	0
Lowell Narcisse	1	0	1	0	0	0	0	0
TOTAL	28	4	10	13	3	0	2	0

LONGEST PLAYS

Rushing

58 Sincere McCormick at Texas State (9/12/20)
 58 Sincere McCormick at Texas State (9/12/20)

Rushing Touchdown

23 Frank Harris vs. Stephen F. Austin (9/19/20)

Passing

48 Zahkari Franklin from Josh Adkins vs. Middle Tenn. (9/25/20)

Passing Touchdown

25 Joshua Cephus from Frank Harris at Texas State (9/12/20)
 25 Zahkari Franklin from Frank Harris vs. Middle Tenn. (9/25/20)

Punt Return

8 Sheldon Jones at Texas State (9/12/20)

Kick Return

43 Brennon Dingle vs. Middle Tenn. (9/25/20)

Interception Return

81 Rashad Wisdom at Texas State (9/12/20)

Fumble Return

-

Punt

57 Lucas Dean at Texas State (9/12/20)
 57 Lucas Dean vs. Middle Tenn. (9/25/20)

Field Goal

48 Hunter Duplessis at UAB (10/3/20)

« GAME RECAPS »

SATURDAY, SEPT. 12 UTSA 51, TEXAS STATE 48 (2OT) SAN MARCOS, TEXAS (BOBCAT STADIUM)

SAN MARCOS, Texas — Sincere McCormick rushed for a school-record 197 yards and Hunter Duplessis drilled a 29-yard field goal in the second overtime to lift UTSA to a 51-48 road win over Texas State, keeping the Roadrunners perfect all-time against the Bobcats on a steamy Saturday afternoon at Bobcat Stadium.

McCormick's record day and Duplessis' 12th consecutive made field goal dating back to last season helped seal a victorious debut for first-year head coach Jeff Traylor and sent the Bobcats to their second straight loss to open the 2020 campaign.

Duplessis, a senior from San Antonio Cole High School, split the uprights on his third kick of the day to help the Roadrunners put an end to a wild contest in the fourth meeting on the gridiron between the 1-35 rivals. The Roadrunners built a 24-7 halftime lead only to see the Bobcats claw back to knot the score on a 91-yard punt return by Jeremiah Haydel with 1:16 left to play in regulation. Texas State had a chance to grab the lead but Alan Orona's extra point sailed wide.

Attendance: 7,500	1	2	3	4	ot	ot	Final
UTSA (1-0)	7	17	7	10	7	3	51
Texas State (0-2)	7	0	14	20	7	0	48

SCORING SUMMARY

1st	13:48	TXST	Brock Sturges 66 yd pass from Tyler Vitt (Alan Orona kick) 3 plays, 73 yards, TOP 1:12	0 - 7
	13:23	UTSA	Frank Harris 17 yd run (Hunter Duplessis kick) 2 plays, 75 yards, TOP 0:25	7 - 7
2nd	12:27	UTSA	Hunter Duplessis 27 yd field goal 12 plays, 62 yards, TOP 4:17	10 - 7
	03:43	UTSA	Frank Harris 19 yd run (Hunter Duplessis kick) 6 plays, 63 yards, TOP 2:19	17 - 7
	00:44	UTSA	Sincere McCormick 5 yd run (Hunter Duplessis kick) 9 plays, 66 yards, TOP 1:52	24 - 7
3rd	11:28	TXST	Jah'Marae Sheread 31 yd pass from Tyler Vitt (Alan Orona kick) 4 plays, 59 yards, TOP 1:34	24 - 14
	09:48	UTSA	Frank Harris 13 yd run (Hunter Duplessis kick) 4 plays, 75 yards, TOP 1:40	31 - 14
	02:04	TXST	Calvin Hill 12 yd run (Alan Orona kick) 2 plays, 53 yards, TOP 0:51	31 - 21
4th	10:35	TXST	Brock Sturges 2 yd run (Alan Orona kick) 11 plays, 91 yards, TOP 4:31	31 - 28
	07:26	UTSA	Hunter Duplessis 42 yd field goal 8 plays, 50 yards, TOP 3:09	34 - 28
	03:24	UTSA	Rashad Wisdom 81 yd interception return (Hunter Duplessis kick)	41 - 28
	01:51	TXST	Marcell Barbee 20 yd pass from Tyler Vitt (Alan Orona kick) 6 plays, 75 yards, TOP 1:33	41 - 35
	01:16	TXST	Jeremiah Haydel 91 yd punt return (Alan Orona kick failed)	41 - 41
OT	15:00	UTSA	Joshua Cephus 25 yd pass from Frank Harris (Hunter Duplessis kick) 5 plays, 0 yards, TOP 1:10	48 - 41
	15:00	TXST	Marcell Barbee 4 yd pass from Tyler Vitt (Alan Orona kick) 6 plays, 25 yards, TOP 0:00	48 - 48
	15:00	UTSA	Hunter Duplessis 29 yd field goal 5 plays, 13 yards, TOP 0:00	51 - 48

	UTSA	TXST
FIRST DOWNS.....	24	26
RUSHES-YARDS (NET).....	51-330	37-123
PASSING YDS (NET).....	169	349
PASSES ATT-COMP-INT.....	31-23-0	41-27-2
TOTAL OFFENSE PLAYS-YARDS.....	82-499	78-472
FUMBLE RETURNS-YARDS.....	0-0	0-0
PUNT RETURNS-YARDS.....	3-16	4-149
KICKOFF RETURNS-YARDS.....	2-30	5-115
INTERCEPTION RETURNS-YARDS.....	2-84	0-0
PUNTS (NUMBER-AVG).....	8-47.8	7-44.6
FUMBLES-LOST.....	0-0	0-0
PENALTIES-YARDS.....	11-126	6-60
POSSESSION TIME.....	31:32	28:28
THIRD-DOWN CONVERSIONS.....	7 OF 17	5 OF 15
FOURTH-DOWN CONVERSIONS.....	0 OF 0	1 OF 2
RED-ZONE SCORES-CHANCES.....	7-7	4-5
SACKS BY: NUMBER-YARDS.....	5-30	1-1

RUSHING: UTSA-Sincere McCormick 29-197; Frank Harris 11-51; Brenden Brady 8-47; Brennon Dingle 2-37; Joshua Cephus 1-minus 2. **Texas State**-Brock Sturges 16-69; Calvin Hill 10-50; Tyler Vitt 11-4.

PASSING: UTSA-Frank Harris 23-31-0-169. **Texas State**-Tyler Vitt 26-40-2-346; Jeremiah Haydel 1-1-0-3.

RECEIVING: UTSA-Joshua Cephus 6-44; De'Corian Clark 6-41; Brennon Dingle 4-54; Sheldon Jones 2-14; Sincere McCormick 2-8; Brenden Brady 2-6; Gavin Sharp 1-2. **Texas State**-Jeremiah Haydel 5-26; Marcell Barbee 4-75; J Sheread 4-57; Blake Aragon 4-32; Brock Sturges 2-72; Jackson Lanam 2-42; C Speights 2-26; T Graham Jr 2-9; Drue Jackson 1-7; Calvin Hill 1-3.

INTERCEPTIONS: UTSA-Rashad Wisdom 1-81; Corey Mayfield Jr. 1-3. **Texas State**-None.

SATURDAY, SEPT. 19 UTSA 24, STEPHEN F. AUSTIN 10 SAN ANTONIO, TEXAS (ALAMODOME)

SAN ANTONIO — Frank Harris threw for 269 yards and ran for 104 more to help lead UTSA to a 24-10 victory over Stephen F. Austin on Saturday afternoon at the Alamodome.

The Roadrunners ran their record to 2-0 under first-year head coach Jeff Traylor, who faced his alma mater in his home debut. UTSA, which opened up a 17-0 lead but could not put away the Lumberjacks (0-2) until late in the fourth quarter, now has won its first two games for the first time since 2017.

Harris completed 23 of 36 passes, including his second touchdown pass of the season, en route to a career-high passing yardage output. The junior quarterback also rushed for a pair of TDs and registered his second career 100-yard day on the ground, becoming the first UTSA QB in program history to top the century mark twice.

Sincere McCormick nearly notched his second straight 100-yard rushing game, as the sophomore from Converse Judson had 98 on 19 carries to go along with four receptions for 47 yards.

Meanwhile, Joshua Cephus had a career-best eight receptions for 89 yards and his second touchdown of his sophomore campaign and Sheldon Jones added four catches for 54 yards as the Roadrunners rang up 498 yards of total offense.

Rashad Wisdom paced the defense with nine tackles, while Trevor Harmanson recorded seven stops, including 1.5 behind the line of scrimmage. Jaylon Haynes posted six tackles, including three TFL and a pair of sacks, as UTSA tallied 10 total stops in the backfield.

Attendance: 7,500	1	2	3	4	Final
Stephen F. Austin (0-2)	0	7	3	0	10
UTSA (2-0)	3	14	0	7	24

SCORING SUMMARY

1st	11:34	UTSA	Hunter Duplessis 28 yd field goal 9 plays, 64 yards, TOP: 3:26	0-3
2nd	13:01	UTSA	Frank Harris 3 yd run (Hunter Duplessis kick) 15 plays, 75 yards, TOP: 5:10	0-10
	00:35	UTSA	Joshua Cephus 4 yd pass from Frank Harris (Hunter Duplessis kick) 9 plays, 63 yards, TOP: 1:50	0-17
	00:02	SFA	Xavier Gibson 10 yd pass from Self, Trae (Chris Campos kick) 4 plays, 72 yards, TOP: 0:33	7-17
3rd	06:06	SFA	Chris Campos 32 yd field goal 8 plays, 71 yards, TOP: 3:58	10-17
4th	07:08	UTSA	Frank Harris 23 yd run (Hunter Duplessis kick) 7 plays, 90 yards, TOP: 2:31	10-24

	SFA	UTSA
FIRST DOWNS.....	15	25
RUSHES-YARDS (NET).....	28-59	48-229
PASSING YDS (NET).....	285	269
PASSES ATT-COMP-INT.....	33-21-0	36-23-1
TOTAL OFFENSE PLAYS-YARDS.....	61-344	84-498
FUMBLE RETURNS-YARDS.....	1-2	0-0
PUNT RETURNS-YARDS.....	0-0	1-0
KICKOFF RETURNS-YARDS.....	2-49	2-16
INTERCEPTION RETURNS-YARDS.....	1-0	0-0
PUNTS (NUMBER-AVG).....	7-40.0	4-42.0
FUMBLES-LOST.....	3-1	3-1
PENALTIES-YARDS.....	5-45	7-65
POSSESSION TIME.....	27:34	32:26
THIRD-DOWN CONVERSIONS.....	2 OF 12	13 OF 19
FOURTH-DOWN CONVERSIONS.....	1 OF 1	0 OF 0
RED-ZONE SCORES-CHANCES.....	2-2	4-4
SACKS BY: NUMBER-YARDS.....	1-6	3-7

RUSHING: Stephen F. Austin-Da'leon Ward 12-41; Josh McGowen 7-16; Trae Self 7-6; JaQuari Turner 2-minus 4. **UTSA**-Frank Harris 17-104; Sincere McCormick 19-98; Lowell Narcisse 6-24; Brenden Brady 2-4; B.J. Daniels 1-1; Team 3-minus 2.

PASSING: Stephen F. Austin-Trae Self 21-33-0-285. **UTSA**-Frank Harris 23-36-1-269.

RECEIVING: Stephen F. Austin-Xavier Gibson 6-94; Larry Jones 4-52; Remi Simmons 3-65; Jeremiah Miller 3-40; Quenty Borders 2-15; Lawton Rikel 1-10; Da'leon Ward 1-7; Josh McGowen 1-2. **UTSA**-Joshua Cephus 8-89; Sheldon Jones 4-54; Sincere McCormick 4-47; Brennon Dingle 3-42; Leroy Watson 1-19; Brenden Brady 1-8; Gavin Sharp 1-8; De'Corian Clark 1-2.

INTERCEPTIONS: Stephen F. Austin-Myles Heard 1-0. **UTSA**-None.

FUMBLES: Stephen F. Austin-Trae Self 1-0; Remi Simmons 1-1; Da'leon Ward 1-0. **UTSA**-Leroy Watson 1-1; Team 1-0; Sincere McCormick 1-0.

« GAME RECAPS »

FRIDAY, SEPT. 25 UTSA 37, MIDDLE TENNESSEE 35 SAN ANTONIO, TEXAS - ALAMODOME

SAN ANTONIO — Josh Adkins came off the bench to throw for 233 yards, Zakhari Franklin registered his second career 100-yard receiving game and Jamal Ligon broke UTSA's single-game tackles record as the Roadrunners outlasted Middle Tennessee, 37-35, in the Conference USA opener on Friday night at the Alamodome.

UTSA held on for the two-point win in the final minutes to run its record to 3-0 on the season, making Jeff Traylor the first head coach in program history to start his career with three wins. The Blue Raiders (0-3, 0-1) had a chance to tie it but failed on a two-point conversion attempt with 1:04 left to play, sending the Roadrunners to their fifth win in nine all-time league lid-lifters.

Ligon registered 19 tackles, including eight solo stops and 1.5 sacks, to go along with a pair of quarterback hurries in his record-setting night. The true freshman from Tyler eclipsed the previous standard of 16 set by Cody Rogers on Nov. 12, 2011, against McNeese State to lead the defense.

Meanwhile, Adkins completed 16 of 28 passes for 233 yards and a touchdown in a little more than one half of football. The junior transfer from Smithson Valley High School entered the game on the final drive of the second quarter after Frank Harris left the game with an injury.

Franklin hauled in six passes for 119 yards and a TD in his first action of the season. The sophomore from Cedar Hill logged his second career 100-yard receiving game and the 15th in program history to lead the receiving corps.

Attendance: 6,182	1	2	3	4	Final
Middle Tennessee (0-3, 0-1)	3	7	13	12	35
UTSA (3-0, 1-0)	0	17	17	3	37

SCORING SUMMARY

1st	08:20	MT	Crews Holt 26 yd field goal		
			10 plays, 64 yards, TOP: 3:36		0-3
2nd	11:11	UTSA	Zakhari Franklin 25 yd pass from Frank Harris (Hunter Duplessis kick)		
			1 play, 40 yards, TOP: 0:16		3-7
	07:38	UTSA	Sincere McCormick 11 yd run (Hunter Duplessis kick)		
			2 plays, 14 yards, TOP: 0:36		3-14
	01:08	MT	Chaton Mobley 1 yd run (Crews Holt kick)		
			9 plays, 91 yards, TOP: 2:19		10-14
	00:00	UTSA	Hunter Duplessis 24 yd field goal		
			11 plays, 63 yards, TOP: 1:08		10-17
3rd	11:25	UTSA	Hunter Duplessis 27 yd field goal		
			9 plays, 64 yards, TOP: 3:35		10-20
	08:30	MT	Chaton Mobley 4 yd pass from Asher O'Hara (team kick blocked)		
			7 plays, 75 yards, TOP: 2:55		16-20
	06:40	MT	Chaton Mobley 24 yd run (Crews Holt kick)		
			3 plays, 96 yards, TOP: 1:06		23-20
	06:01	UTSA	Sincere McCormick 1 yd run (Hunter Duplessis kick)		
			3 plays, 49 yards, TOP: 0:39		23-27
	02:12	UTSA	Joshua Cephus 7 yd pass from Josh Adkins (Hunter Duplessis kick)		
			7 plays, 66 yards, TOP: 2:41		23-34
4th	14:46	MT	DJ England-Chilsohm 26 yd pass from Asher O'Hara (Asher O'Hara pass failed)		
			9 plays, 75 yards, TOP: 2:26		29-34
	11:39	UTSA	Hunter Duplessis 35 yd field goal		
			9 plays, 55 yards, TOP: 3:07		29-37
	01:04	MT	Yusuf Ali 6 yd pass from Asher O'Hara (Asher O'Hara pass failed)		
			13 plays, 72 yards, TOP: 4:43		35-37

	MT	UTSA
FIRST DOWNS.....	27	16
RUSHES-YARDS (NET).....	41-191	28-88
PASSING YDS (NET).....	372	303
PASSES ATT-COMP-INT.....	48-31-2	43-23-1
TOTAL OFFENSE PLAYS-YARDS.....	89-563	71-391
FUMBLE RETURNS-YARDS.....	0-0	0-0
PUNT RETURNS-YARDS.....	2-6	3-12
KICKOFF RETURNS-YARDS.....	1-14	5-120
INTERCEPTION RETURNS-YARDS.....	1-2	2-28
PUNTS (NUMBER-AVG).....	6-41.0	6-49.2
FUMBLES-LOST.....	0-0	1-0
PENALTIES-YARDS.....	8-82	3-29
POSSESSION TIME.....	35:40	24:20
THIRD-DOWN CONVERSIONS.....	8 OF 18	7 OF 17
FOURTH-DOWN CONVERSIONS.....	0 OF 1	0 OF 1
RED-ZONE SCORES-CHANCES.....	4-4	6-6
SACKS BY: NUMBER-YARDS.....	1-14	3-21

RUSHING: Middle Tennessee-Jay McDonald 7-76; Asher O'Hara 21-61; Chaton Mobley 13-54. UTSA-Sincere McCormick 19-82; Frank Harris 4-7; B.J. Daniels 1-3; Josh Adkins 1-1; Team 2-minus 2; Brennon Dingle 1-minus 3.

PASSING: Middle Tennessee-Asher O'Hara 31-47-2-372; TEAM 0-1-0-0. UTSA-Josh Adkins 16-28-0-233; Frank Harris 7-13-0-70; Sheldon Jones 0-1-1-0; Team 0-1-0-0.

RECEIVING: Middle Tennessee-Yusuf Ali 8-86; Jarrin Pierce 7-107; DJ England-Chilsohm 4-85; Chaton Mobley 4-20; Jimmy Marshall 3-39; Jay McDonald 3-25; Marquel Tinsley 2-10. UTSA-Zakhari Franklin 6-119; Brennon Dingle 5-72; Joshua Cephus 5-30; Sincere McCormick 2-25; Leroy Watson 2-23; Gavin Sharp 1-17; Sheldon Jones 1-16; Julon Williams 1-1.

INTERCEPTIONS: Middle Tennessee-Gregory Grate 1-2. UTSA-Donyai Taylor 1-28; Tariq Woolen 1-0.

FUMBLES: Middle Tennessee-None. UTSA-Sincere McCormick 1-0.

SATURDAY, OCT. 3 UAB 21, UTSA 13 BIRMINGHAM, ALA. - LEGION FIELD

BIRMINGHAM, Ala. — Sincere McCormick rushed for 150 yards and a touchdown and the UTSA defense forced four UAB turnovers, but it was not enough in a 21-13 loss to the Blazers in Conference USA action on Saturday at Legion Field.

Trailing by two scores in the fourth quarter, the Roadrunners (3-1, 1-1 C-USA) took advantage of their fourth takeaway of the day when Trevor Harmanson picked off a Bryson Lucero pass over the middle to set up UTSA on the UAB 34-yard line. McCormick dashed around left end for 25 yards on first down and, following a defensive pass interference penalty in the end zone, the sophomore from Converse Judson found paydirt from two yards. Hunter Duplessis' extra point made it 21-13 with 10:31 remaining.

UTSA then forced a three-and-out and drove into UAB territory, as Lowell Narcisse's 16-yard quarterback keeper put the ball on the 33. However, two straight tackles in the backfield followed by two incomplete passes turned the ball over on downs with 4:40 left to play.

The Roadrunners held on third down near midfield and forced a punt with a little more than one minute left, but a roughing the punter penalty gave the Blazers (3-1, 1-0) an automatic first down and they ran out the clock to secure the win, their 20th in a row at Legion Field.

McCormick paced the UTSA offense with his second 100-yard rushing game of the season and fifth of his career came on the strength of 22 carries. Narcisse added 42 yards on the ground, while Jordan Weeks, who came into the game after starting quarterback Josh Adkins was injured on the first play from scrimmage, completed seven passes for 57 yards.

Attendance: 12,547	1	2	3	4	Final
UTSA (3-1, 1-1)	3	3	0	7	13
UAB (3-1, 1-1)	7	7	7	0	21

SCORING SUMMARY

1st	09:40	UTSA	Hunter Duplessis 48 yd field goal		
			11 plays, 49 yards, TOP: 5:20		3-0
	03:34	UAB	Myron Mitchell 18 yd pass from Bryson Lucero (Matt Quinn kick)		
			4 plays, 88 yards, TOP: 1:48		3-7
2nd	12:10	UAB	Gerrit Prince 15 yd pass from Bryson Lucero (Matt Quinn kick)		
			5 plays, 30 yards, TOP: 2:18		3-14
	06:49	UTSA	Hunter Duplessis 35 yd field goal		
			7 plays, 25 yards, TOP: 2:11		6-14
3rd	01:32	UAB	Gerrit Prince 21 yd pass from Bryson Lucero (Matt Quinn kick)		
			10 plays, 90 yards, TOP: 5:38		6-21
4th	10:31	UTSA	Sincere McCormick 2 yd run (Hunter Duplessis kick)		
			2 plays, 34 yards, TOP: 0:48		13-21

	UTSA	UAB
FIRST DOWNS.....	17	21
RUSHES-YARDS (NET).....	36-190	37-214
PASSING YDS (NET).....	90	195
PASSES ATT-COMP-INT.....	25-9-1	30-18-3
TOTAL OFFENSE PLAYS-YARDS.....	61-280	67-409
FUMBLE RETURNS-YARDS.....	0-0	0-0
PUNT RETURNS-YARDS.....	2-1	0-0
KICKOFF RETURNS-YARDS.....	2-51	0-0
INTERCEPTION RETURNS-YARDS.....	3-5	1-5
PUNTS (NUMBER-AVG).....	6-45.0	3-38.3
FUMBLES-LOST.....	1-0	1-1
PENALTIES-YARDS.....	10-98	6-72
POSSESSION TIME.....	26:53	33:07
THIRD-DOWN CONVERSIONS.....	2 OF 13	4 OF 11
FOURTH-DOWN CONVERSIONS.....	1 OF 3	0 OF 1
RED-ZONE SCORES-CHANCES.....	2-3	3-4
SACKS BY: NUMBER-YARDS.....	0-0	4-28

RUSHING: UTSA-Sincere McCormick 22-150; Lowell Narcisse 7-42; B.J. Daniels 2-3; Jordan Weeks 5-minus 5. UAB-Spencer Brown 26-144; Jermaine Brown Jr.. 5-38; DeWayne McBride 2-31; Bryson Lucero 1-7; Treva Shropshire 1-minus 2; TEAM 2-minus 4.

PASSING: UTSA-Jordan Weeks 7-19-1-57; Lowell Narcisse 2-5-0-33; Josh Adkins 0-1-0-0. UAB-Bryson Lucero 18-29-3-195; TEAM 0-1-0-0.

RECEIVING: UTSA-Joshua Cephus 3-42; Brennon Dingle 2-23; Zakhari Franklin 2-10; Sheldon Jones 1-16; Leroy Watson 1-minus 1. UAB-Myron Mitchell 6-65; Hayden Pittman 4-50; Gerrit Prince 2-36; Spencer Brown 2-16; Austin Watkins Jr. 1-12; Treva Shropshire 1-12; MOLL, K. 1-2; Rob Johnson 1-2.

INTERCEPTIONS: UTSA-Corey Mayfield Jr. 1-6; Trevor Harmanson 1-0; Rashad Wisdom 1-minus 1. UAB-Michael Fairbanks II 1-5.

FUMBLES: UTSA-Sheldon Jones 1-0. UAB-Kristopher Moll 1-1.

« LONGEST PLAYS »

LONGEST PLAYS

Yards	Player	Play	TD	Opponent	Date
92	Jarveon Williams	Rush	N	vs. Southern Miss	10/8/16
87	Kam Jones	Kickoff Return	N	at Florida Atlantic	9/27/14
85	Jarveon Williams	Rush	Y	vs. Colorado State	9/26/15
84	Kenny Harrison	Kickoff Return	N	at Georgia State	9/15/12
84	Kam Jones	Rush	Y	at Tulsa	11/2/13
82	Kenny Bias	Reception	Y	at New Mexico State	9/29/12
82	Triston Wade	Interception Return	Y	at Tulsa	11/2/13
82	Michael Egwuagu	Blocked FG Return	Y	at Louisiana Tech	11/12/16
81	Rashad Wisdom	Interception Return	Y	at Texas State	9/12/20
80	Jalen Rhodes	Rush	Y	vs. Southern Miss	10/8/16
79	Kenny Harrison	Punt Return	Y	vs. Texas State	11/24/12

LONGEST RUSHES

Yards	Player	TD	Opponent	Date
92	Jarveon Williams	N	vs. Southern Miss	10/8/16
85	Jarveon Williams	Y	vs. Colorado State	9/26/15
84	Kam Jones	Y	at Tulsa	11/2/13
80	Jalen Rhodes	Y	vs. Southern Miss	10/8/16
78	Jarveon Williams	Y	vs. Rice	11/21/15
77	Evans Okotcha	Y	vs. Minot State	11/17/11
73	Tyrell Clay	N	vs. Rice	10/21/17
71	Brett Winnegan	Y	at Texas State	9/23/17
70	David Glasco II	N	vs. Southern Miss	11/13/14

LONGEST PASSES

Yards	Player	TD	Opponent	Date
82	Eric Soza (to Kenny Bias)	Y	at New Mexico State	9/29/12
77	Dalton Sturm (to Josh Stewart)	N	vs. Southern Miss	10/8/16
75	Dalton Sturm (to Josh Stewart)	Y	at Rice	10/15/16
75	Lowell Narcisse (to Joshua Cephus)	Y	vs. Southern Miss	11/16/19
73	Dalton Sturm (to Kerry Thomas Jr.)	Y	vs. Charlotte	11/26/16
71	Dalton Sturm (to Kerry Thomas Jr.)	Y	vs. Southern Miss	10/8/16
69	Ryan Polite (to Evans Okotcha)	Y	vs. San Jose State	10/20/12
67	Eric Soza (to Kenny Bias)	Y	vs. Oklahoma State	9/7/13
65	Lowell Narcisse (to Zakhari Franklin)	N	at Old Dominion	11/9/19
63	Eric Soza (to David Morgan II)	N	vs. Northeastern State	9/3/11
63	Eric Soza (to Brandon Freeman)	Y	vs. Bacone	9/24/11

LONGEST KICKOFF RETURNS

Yards	Player	TD	Opponent	Date
87	Kam Jones	N	at Florida Atlantic	9/27/14
84	Kenny Harrison	N	at Georgia State	9/15/12
65	Brett Winnegan	N	vs. Army	9/14/19
57	Matt Guidry	N	at Middle Tennessee	11/5/16
51	Brett Winnegan	N	at North Texas	10/14/17
48	Matt Guidry	N	vs. Charlotte	11/26/16
44	Matt Guidry	N	at Louisiana Tech	11/25/17
44	B.J. Daniels	N	at Louisiana Tech	11/30/19
43	Brennon Dingle	N	vs. Middle Tennessee	9/25/20
41	Kenny Harrison	N	vs. Bacone	9/24/11

LONGEST PUNT RETURNS

Yards	Player	TD	Opponent	Date
79	Kenny Harrison	Y	vs. Texas State	11/24/12
62	Kenny Harrison	N	vs. Oklahoma State	9/7/13
54	Kenny Harrison	N	vs. Northwestern Oklahoma State	9/22/12
54	Aaron Grubb	N	vs. Northwestern Oklahoma State	9/22/12
36	Matt Guidry	N	at Louisiana Tech	11/12/16
34	Kenny Harrison	N	vs. Arizona	9/4/14
31	Kenny Harrison	N	at Oklahoma State	9/13/14

LONGEST INTERCEPTION RETURNS

Yards	Player	TD	Opponent	Date
82	Triston Wade	Y	at Tulsa	11/2/13
81	Rashad Wisdom	Y	at Texas State	9/12/20
67	Jason Neill	Y	vs. Minot State	11/17/11
58	Dadrian Taylor	Y	at Texas A&M	11/2/19
40	Michael Egwuagu	Y	at UTEP	10/3/15
38	Triston Wade	Y	vs. Northwestern Oklahoma State	9/22/12
36	Mauricio Sanchez	N	at Houston	8/29/14
35	Nate Gaines	N	at Louisiana Tech	11/25/17
34	Rashad Wisdom	Y	vs. Rice	10/19/19
32	Trevor Baker	N	at UTEP	10/3/15
30	Trevor Baker	N	vs. Louisiana Tech	10/10/15

LONGEST FUMBLE RETURNS

Yards	Player	TD	Opponent	Date
59	Michael Egwuagu	N	vs. North Texas	10/29/16
50	Steven Kurfehs	Y	vs. San Jose State	10/20/12
34	Marcus Davenport	Y	vs. Rice	10/21/17
27	Lorenzo Dantzier	Y	vs. Texas State	9/22/18
22	Josiah Tauaefa	Y	at Texas State	9/23/17
16	Crosby Adams III	Y	vs. UAB	10/26/13
16	Crosby Adams III	N	vs. Tulane	11/9/13

LONGEST FIELD GOALS

Yards	Player	Opponent	Date
53	Sean Ianno	at Florida Atlantic	9/27/14
51	Jared Sackett	vs. UTEP	9/29/18
51	Sean Ianno	at South Alabama	9/1/12
51	Daniel Portillo	vs. Kansas State	9/12/15
48	Sean Ianno	vs. South Alabama	10/8/11
48	Hunter Duplessis	at UAB	10/3/20
47	Sean Ianno	at South Alabama	9/1/12
47	Jared Sackett	vs. Baylor	9/8/18
46	Jared Sackett	vs. Baylor	9/8/18
46	Sean Ianno	vs. Texas A&M-Commerce	9/8/12
46	Jared Sackett	at North Texas	10/14/17

LONGEST PUNTS

Yards	Player	Opponent	Date
69	Kristian Stern	at Oklahoma State	9/13/14
63	Yannis Routsas	vs. Baylor	9/8/18
62	Yannis Routsas	at UTEP	10/3/15
61	Yannis Routsas	at North Texas	10/14/17
60	Kristian Stern	at Tulsa	11/2/13
60	Yannis Routsas	at Old Dominion	9/24/16

LONGEST PLAYS AGAINST

* longest of each type of play

Yards	Player	Play	TD	Team	Date
100	Autrey Golden	Kickoff Return	Y	UTEP	9/21/13
96	William Jackson	Interception Return	Y	Houston	9/28/13
91	Jeremiah Haydel	Punt Return	Y	Texas State	9/12/20
85	Cayleb Jones	Pass (Anu Solomon)	Y	Arizona	9/4/14
89	Ito Smith	Rush	Y	Southern Miss	10/7/17
78	Brandon Wilson	Blocked FG Return	Y	Houston	9/28/13
74	Marcus Ripley	Punt	—	Texas State	9/23/17
73	Spencer Brown	Rush	N	UAB	10/3/20
66	Brock Sturges	Pass (Tyler Vitt)	Y	Texas State	9/12/20
64	Jay McDonald	Rush	N	Middle Tennessee	9/25/20
62	Brady Measom	Punt Return	N	Southern Utah	9/17/11
54	Zane Gonzalez	Field Goal	—	Arizona State	9/16/16
45	SaQwan Edwards	Fumble Return	Y	New Mexico	8/31/13
45	Kishawn McClain	Fumble Return	Y	North Texas	10/31/15

« GAME SUPERLATIVES »

100-PLUS RUSHING YARDS (27)

Yards	Player	Att	Opponent	Date
197	Sincere McCormick	29	at Texas State	9/12/20
189	Sincere McCormick	22	at UTEP	10/5/19
186	Jarveon Williams	19	at Charlotte	11/14/15
174	Jalen Rhodes	15	at Texas State	9/23/17
170	Jarveon Williams	13	vs. Colorado State	9/26/15
165	Jalen Rhodes	14	vs. Southern Miss	10/8/16
163	Jarveon Williams	22	vs. Rice	11/21/15
153	Tyrell Clay	11	vs. Rice	10/21/17
150	Sincere McCormick	22	at UAB	10/3/20
135	David Glasco II	21	at Tulsa	11/2/13
134	Sincere McCormick	23	at Old Dominion	11/9/19
133	Jarveon Williams	28	at UTEP	10/3/15
125	Jarveon Williams	16	at New Mexico	12/17/16
123	Frank Harris*	15	vs. UIW	8/31/19
122	Jarveon Williams	15	vs. Southern Miss	10/8/16
119	Sincere McCormick	17	at Louisiana Tech	11/30/19
115	Lowell Narcisse*	19	at UTEP	10/5/19
109	Jarveon Williams	21	at Middle Tennessee	11/5/16
108	David Glasco II	16	vs. Southern Miss	11/13/14
106	Evans Okotcha	8	vs. Bacone	9/24/11
105	Brandon Armstrong	10	vs. Minot State	11/19/11
105	Evans Okotcha	26	vs. Louisiana Tech	11/30/13
104	Evans Okotcha	16	at North Texas	11/23/13
104	Jarveon Williams	21	vs. UTEP	10/22/16
104	Frank Harris	17	vs. Stephen F. Austin	9/19/20
103	Jalen Rhodes	20	at Baylor	9/9/17
102	Eric Soza*	14	vs. Northeastern State	9/3/11

* denotes quarterback

300-PLUS PASSING YARDS (7)

Yards	Player	Comp-Att-Int	Opponent	Date
367	Dalton Sturm	27-43-1	vs. Southern Miss	10/7/17
332	Blake Bogenschutz	25-43-1	at Arizona	9/3/15
325	Lowell Narcisse	21-40-1	vs. Southern Miss	11/16/19
316	Eric Soza	29-40-3	vs. Houston	9/28/13
314	Eric Soza	23-41-0	at Louisiana Tech	11/3/12
308	Eric Soza	24-41-2	vs. Oklahoma State	9/7/13
302	Ryan Polite	20-32-1	vs. San Jose State	10/20/12

100-PLUS RECEIVING YARDS (15)

Yards	Player	Rec	Opponent	Date
186	Greg Campbell Jr.	11	vs. UNT	11/24/18
145	Kerry Thomas Jr.	5	vs. Charlotte	11/26/16
134	Zakhari Franklin	6	at Old Dominion	11/9/19
120	Kam Jones	8	at McNeese State	11/12/11
119	Zakhari Franklin	6	vs. Middle Tennessee	9/25/20
113	Josh Stewart	7	at Louisiana Tech	11/12/16
109	David Morgan II	9	at Arizona	9/3/15
108	Brandon Freeman	5	at UC Davis	10/15/11
108	Greg Campbell Jr.	10	vs. Southern Miss	10/7/17
106	Kerry Thomas Jr.	10	vs. Marshall	11/18/17
103	Kam Jones	7	at Sam Houston State	10/1/11
103	Kam Jones	5	vs. South Alabama	10/8/11
103	Josh Stewart	2	at Rice	10/15/16
101	Cole Hubble	3	at Louisiana Tech	11/3/12
101	Josh Stewart	5	vs. Southern Miss	10/7/17

12-PLUS TACKLES (36)

No.	Player	UA-A	Opponent	Date
19	Jamal Ligon	8-11	vs. Middle Tennessee	
16	Cody Rogers	7-9	at McNeese State	11/12/11
15	Duke Wheeler	10-5	vs. Louisiana Tech	10/10/15
15	Josiah Tauaefa	2-13	at Old Dominion	9/24/16
14	Duke Wheeler	11-3	at Charlotte	11/14/15
14	Andrew Martel	10-4	at Southern Miss	10/20/18
14	C. J. Levine	4-10	at Marshall	11/17/18
14	Josiah Tauaefa	8-6	vs. North Texas	11/24/18
13	Steven Kurfehs	8-5	at Southern Utah	9/17/11
13	Steven Kurfehs	9-4	at Sam Houston State	10/1/11
13	Brandon Reeves	4-9	vs. McNeese State	11/10/12
13	Duke Wheeler	6-7	vs. Old Dominion	11/7/15
13	Duke Wheeler	8-5	vs. Middle Tennessee	11/28/15
13	Josiah Tauaefa	9-4	vs. Alabama State	9/3/16
13	Josiah Tauaefa	7-6	vs. Louisiana Tech	10/13/18
13	Josiah Tauaefa	5-8	at Southern Miss	10/20/18
13	Darryl Godfrey	5-8	vs. FIU	11/10/18
12	Mauricio Sanchez	6-6	at Sam Houston State	10/1/11
12	Steven Kurfehs	9-3	vs. South Alabama	10/8/11
12	Mark Waters	4-8	vs. Minot State	11/19/12
12	Brandon Reeves	4-8	at South Alabama	9/1/12
12	Brandon Reeves	3-9	at New Mexico State	9/29/12
12	Brandon Reeves	6-6	at Rice	10/13/12
12	Nic Johnston	6-6	at Louisiana Tech	11/3/12
12	Triston Wade	9-3	at Arizona	9/14/13
12	Triston Wade	7-5	vs. Houston	9/28/13
12	Jens Jeters	4-8	vs. Southern Miss	11/13/14
12	Nate Gaines	9-3	vs. Louisiana Tech	10/10/15
12	Michael Egwuagu	5-7	at Colorado State	9/10/16
12	Josiah Tauaefa	5-7	vs. Southern Miss	10/8/16
12	La'Kel Bass	2-10	at Rice	10/15/16
12	C. J. Levine	7-5	at Southern Miss	10/20/18
12	Les Maruo	8-4	at Southern Miss	10/20/18
12	C. J. Levine	10-2	at UAB	11/3/18
12	Les Maruo	1-11	vs. FIU	11/10/18
12	Josiah Tauaefa	1-11	at Marshall	11/17/18

2-PLUS SACKS (22)

No.	Player	Yds	Opponent	Date
4.0	Marlon Smith	27	vs. McMurry	9/10/11
3.0	Robert Singletary	17	vs. FIU	10/11/14
2.5	Marcos Curry	12	vs. Southern	9/16/17
2.5	Marcus Davenport	24	at North Texas	10/14/17
2.5	Josiah Tauaefa	20	vs. Texas State	9/22/18
2.0	Marlon Smith	16	at UC Davis	10/15/11
2.0	Codie Brooks	10	vs. Oklahoma State	9/7/13
2.0	Codie Brooks	9	at Marshall	10/5/13
2.0	Robert Singletary	16	at Marshall	10/5/13
2.0	Cody Rogers	8	vs. UTEP	10/25/14
2.0	Jason Neill	15	vs. North Texas	10/31/15
2.0	Jason Neill	9	at Charlotte	11/14/15
2.0	Marcus Davenport	6	vs. Rice	11/21/15
2.0	Jason Neill	8	vs. Rice	11/21/15
2.0	Marcus Davenport	2	vs. Alabama State	9/3/16
2.0	Josiah Tauaefa	14	vs. Alabama State	9/3/16
2.0	La'Kel Bass	12	at Middle Tennessee	11/5/16
2.0	Marcus Davenport	10	at Louisiana Tech	11/12/16
2.0	Marcus Davenport	8	vs. Rice	10/21/17
2.0	Lorenzo Dantzer	14	vs. UIW	8/31/19
2.0	Jarrood Carter-McLin	13	at UTEP	10/5/19
2.0	Jaylon Haynes	4	vs. Stephen F. Austin	9/19/20

2-PLUS INTERCEPTIONS (4)

No.	Player	Yds	Opponent	Date
2	Triston Wade	93	at Tulsa	11/2/13
2	Nate Gaines	11	at UTEP	10/3/15
2	Bennett Okotcha	14	at Southern Miss	10/17/15
2	Clayton Johnson	10	Rice	10/21/17

« **OPPONENT SINGLE-GAME RECORDS** »

TEAM

Points: 69, Oklahoma State, 9/19/15
Touchdowns: 9, Oklahoma State, 9/19/15; Louisiana Tech, 11/12/16
First Downs: 33, Louisiana Tech, 11/3/12
Rushing Attempts: 58, Rice, 10/13/12
Rushing Yards: 419, UAB, 11/3/18
Rushing Touchdowns: 5, Baylor, 9/7/19
Passing Completions: 35, Oklahoma State, 9/7/13
Passing Attempts: 50, UTEP, 10/3/15; Southern Miss, 10/8/16
Passing Yards: 518, Oklahoma State, 9/7/13
Passing Touchdowns: 6, Oklahoma State, 9/7/13
Total Plays: 89, Southern Miss, 10/8/16
Total Offense: 668, UAB, 11/3/18
Third-Down Conversions: 12 (of 20), Rice, 11/8/14
Fourth-Down Conversions: 4 (of 5), Charlotte, 11/14/15
Turnovers: 6, Houston, 8/29/14
Tackles For Loss: 15.0, Arizona State, 9/1/18
Sacks: 9, Arizona State, 9/1/18
Forced Fumbles: 4, San Jose State, 10/20/12; Oklahoma State, 9/19/15
Fumble Recoveries: 5, San Jose State, 10/20/12; Oklahoma State, 9/19/15
Interceptions: 4, (2x), last, FIU, 11/10/18
Passes Defended: 10, Marshall, 10/5/13
Safeties: 1, Sam Houston State, 10/1/11; Colorado State, 9/26/15
Extra Points: 9 (of 9), Oklahoma State, 9/19/15; 9 (of 9), Louisiana Tech, 11/12/16
Field Goals: 4, Arizona, 9/4/14; North Texas, 11/29/14; Southern Miss, 10/17/15; Arizona State, 9/16/16
Kickoffs: 12, Oklahoma State, 9/19/15
Touchbacks: 6 (4x), last, Arizona State, 9/1/18
Kickoff Returns: 8 (4x), last, Southern Miss, 10/8/16
Kickoff Return Yards: 155, San Jose State, 10/20/12
Punts: 10 (2x), last, Northwestern Oklahoma State, 9/22/12
Punt Returns: 6, Sam Houston State, 10/1/11
Punt Return Yards: 102, Southern Utah, 9/17/11
Blocked Kicks: 2, McMurry, 9/10/11
Penalties: 15 (for 157), Louisiana Tech, 11/3/12

INDIVIDUAL

Points: 18, Kenneth Dixon, Louisiana Tech, 11/3/12; Walter Dawn, UTEP, 10/22/16; Carlos Henderson, Louisiana Tech, 11/12/16;
Chaton Mobley, Middle Tennessee 9/25/20
Touchdowns: 3, 5 times, last Isaiah Spiller, Texas A&M, 11/2/19
Rushing Attempts: 30, Nick Wilson, Arizona, 9/4/14; Jasen Oden, Colorado State, 9/26/15
Rushing Yards: 217, Isaiah Spiller, Texas A&M, 11/2/19
Longest Rush: 89 (TD), Ito Smith, Southern Miss, 10/7/17
Rushing Touchdowns: 3, Kenneth Dixon, Louisiana Tech, 11/3/12; Isaiah Spiller, Texas A&M, 11/2/19
Passing Completions: 34, Cody Stroud, McNeese State, 11/10/12
Passing Attempts: 49, Ryan Metz, UTEP, 10/3/15
Passing Yards: 387, Isiah Brady, Marshall, 11/17/18
Longest Passing Completion: 85 (TD), Anu Solomon to Cayleb Jones, Arizona, 9/4/14
Passing Touchdowns: 5, Brandon Dougherty, WKU, 11/22/14
Total Offense: 447, David Washington, Old Dominion, 11/7/15
Receptions: 13, Darnell Smith, North Texas, 11/23/13; Trent Taylor, Louisiana Tech, 10/10/15
Receiving Touchdowns: 3, Denzel Mims, Baylor, 9/7/19
Receiving Yards: 182, Harrison Bryant, FAU, 10/23/19
Tackles: 16, Derick Mathews, Houston, 8/29/14; Jared Tevis, Arizona, 9/4/14
Tackles For Loss: 4.5, Larry Ogunjobi, Charlotte, 11/14/15; Myles Garrett, Texas A&M, 11/19/16
Sacks: 4.5, Myles Garrett, Texas A&M, 11/19/16
Quarterback Hurries: 2 (24x), last, Ty Tyler, Marquis Couch, Donyae Moody, K. Cumberland, Ryan Bee, Marshall, 11/17/18
Forced Fumbles: 2 (3x), last Nick Gathrite, UTEP, 10/25/14
Fumble Recoveries: 2, Bene Benwikere, San Jose State, 10/20/12; Deric Robertson, Oklahoma State, 9/19/15
Interceptions: 2, Kenneth Jenkins, Sam Houston State, 10/1/11; Terrell Pinson, Louisiana Tech, 10/18/14
Longest Interception Return: 96 (TD), William Jackson, Houston, 9/28/13
Interception Touchdowns: 1 (9x), last, Rocky Jacques-Louis, FIU, 11/10/18
Passes Defended: 4 (4x), last, Sage Lewis, FIU, 11/18/18
Extra Points: 8 (of 8), Ben Grogan, Oklahoma State, 9/7/13 & 9/19/15; Jonathan Barnes, Louisiana Tech, 11/12/16
Field Goals: 4 (5x), last Nick Vogel, UAB, 10/12/19
Longest Field Goal: 54, Zane Gonzalez, Arizona State, 9/16/16
Kickoffs: 10, Ben Grogan, Oklahoma State, 9/19/15; Jonathan Barnes, Louisiana Tech, 11/12/16
Touchbacks: 9, Nick Vogel, UAB, 11/3/18
Kickoff Returns: 7, Stanley Johnson, Bacone, 9/24/11
Kickoff Return Yards: 155, Tyler Ervin, San Jose State, 10/20/12
Longest Kickoff Return: 100 (TD), Autrey Golden, UTEP, 9/21/13
Punts: 9 (3x), last, Trevor Vincent, Alabama State, 9/3/16
Longest Punt: 74, Marcus Ripley, Texas State, 9/23/17
Punt Returns: 5, Brandon Closner, Sam Houston State, 10/1/11
Punt Return Yards: 103, Brady Measom, Southern Utah, 9/17/11
Longest Punt Return: 91, Jeremiah Haydel, Texas State, 9/12/20
Blocked Kicks: 1 (9x), last, Austin Orr, North Texas, 10/31/15

« THE LAST TIME ... »

SURPASSED 500-YARDS TOTAL OFFENSE

By UTSA 569 at Texas State (9/23/17)
By Opp. 563, Middle Tennessee (9/25/20)

SURPASSED 600-YARDS TOTAL OFFENSE

By UTSA N/A
By Opp. 668, UAB (11/03/18)

SCORED 50+ MORE POINTS

By UTSA 51, at Texas State (9/12/20)
By Opp. 63, Baylor (9/07/19)

TEAM RUSHED FOR 300 YARDS

By UTSA 330, at Texas State (9/12/20)
By Opp. 340, Army (9/14/19)

50+ RUSHES

By UTSA 51, at Texas State (9/12/20)
By Opp. 55, Army (9/14/19)

5+ RUSHING TDS

By UTSA 5, at Middle Tennessee (11/05/16)
By Opp. 5, at Baylor (9/07/19)

TEAM PASSED FOR 500 YARDS

By UTSA N/A
By Opp. 518, Oklahoma State (9/07/13)

100-YARD RUSHER

By UTSA 150, Sincere McCormick, at UAB (10/3/20)
By Opp. 105, Justin Henderson, LA Tech (11/30/19)

TWO 100-YARD RUSHERS

By UTSA Sincere McCormick (189) & Lowell Narcisse (115), at UTEP (10/5/19)
By Opp. Damarcus Smith (137) & Jeffrey Wilson (127), North Texas (10/31/15)

THREE 100-YARD RUSHERS

By UTSA N/A
By Opp. N/A

200-YARD RUSHER

By UTSA N/A
By Opp. 217, Isaiah Spiller, Texas A&M (11/2/19)

50-YARD RUSH PLAY

By UTSA 58, 2x, at Texas State (9/12/20)
By Opp. 54, Israel Tucker, LA Tech (11/30/19)

60-YARD RUSH PLAY

By UTSA 73, Tyrell Clay vs. Rice (10/21/17)
By Opp. 66, Justin Henderson, LA Tech (11/30/19)

70-YARD RUSH PLAY

By UTSA 73, Tyrell Clay vs. Rice (10/21/17)
By Opp. 73, Spencer Brown, UAB (10/3/20)

80-YARD RUSH PLAY

By UTSA 92, Jarveon Williams vs. Southern Miss (10/08/16)
By Opp. 89, Ito Smith, Southern Miss (10/07/17)

90-YARD RUSH PLAY

By UTSA 92 yards, Jarveon Williams vs. Southern Miss (10/08/16)
By Opp. N/A

THREE RUSHING TDS

By UTSA 3, Frank Harris, at Texas State (9/12/20)
By Opp. 3, Isaiah Spiller, Texas A&M (11/2/19)

300-YARD PASSER

By UTSA 325, Lowell Narcisse, vs. Southern Miss (11/16/19)
By Opp. 372, Asher O'Hara, Middle Tennessee (9/25/20)

400-YARD PASSER

By UTSA N/A
By Opp. N/A

SCORED ON OVER A 70-YARD PASS PLAY

By UTSA 73 yards, Dalton Sturm to Kerry Thomas Jr. vs. Charlotte (11/26/16)
By Opp. 77 yards, Jack Abraham to Quez Watkins (11/16/19)

THREE OR MORE TD PASSES

By UTSA 3, Frank Harris vs. UIW (8/31/19)
By Opp. 3, J'MarSmith, LA Tech (11/30/19)

FOUR OR MORE TD PASSES

By UTSA 4, Dalton Sturm vs. Southern U (9/16/17)
By Opp. 4, Tyler Viitt, Texas State (9/12/20)

100-YARD RECEIVER

By UTSA 119, Zakhari Franklin, vs. Middle Tennessee (9/25/20)
By Opp. 107, Jarrin Pierce, Middle Tennessee (9/25/20)

200-YARD RECEIVER

By UTSA N/A
By Opp. N/A

100 YARDS RECEIVING BY TWO OR MORE PLAYERS

By UTSA Greg Campbell Jr. (108) & Josh Stewart (101) vs. Southern Miss (10/7/17)
By Opp. Tyre Brady (162) & Obi Obialo (103), at Marshall (11/17/18)

100 YARDS RUSHING AND 250 YARDS PASSING

By UTSA Frank Harris (262 passing, 104 rushing), vs. SFA (9/19/20)

10 OR MORE RECEPTIONS

By UTSA 11, Greg Campbell Jr. vs. North Texas (11/24/18)
By Opp. 10, Harrison Bryant, FAU (11/23/19)

THREE OR MORE TD RECEPTIONS

By UTSA N/A
By Opp. 3, Denzel Mims, Baylor (9/07/19)

THREE FIELD GOALS

By UTSA 3, Hunter Duplessis, vs. Middle Tennessee (9/25/20)
By Opp. 3, Nick Rice, Old Dominion (11/9/19)

FOUR FIELD GOALS

By UTSA 4, Sean Ianno vs. Southern Miss (11/13/14)
By Opp. 4, Nick Vogel, UAB (10/12/19)

50+ YARD FIELD GOAL

By UTSA 51, Jared Sackett vs. UTEP (9/29/15)
By Opp. 51, Nick Vogel, UAB (11/03/18)

MADE 15+ TACKLES

By UTSA 19, Jamal Ligon, vs. Middle Tennessee (9/25/20)
By Opp. 16, Malik Grant, Marshall (11/18/17)
15, C.J Reavi, Marshall (11/17/18)

TEAM INTERCEPTED THREE PASSES

By UTSA 3, at UAB (10/3/20)
By Opp. 4, vs. FIU (11/10/18)

BLOCKED KICK (PUNT/FG/PAT) RETURNED FOR SCORE

By UTSA [FG] Michael Egwaugu [82-yard return]
(blocked by Kevin Strong Jr., at Louisiana Tech (11/12/16)
By Opp. [PUNT] Markell Rice [8-yard return]
(blocked by Chris Williams), McMurry (9/10/11)

BLOCKED FIELD GOAL

By UTSA Tariq Woolen, at Marshall (11/17/18)
By Opp. Greg Roberts, at Baylor (9/09/17)

BLOCKED POINT AFTER TOUCHDOWN

By UTSA Peter Gray, vs. Middle Tennessee (9/25/20)
By Opp. Austin Orr, North Texas (10/31/15)

SCORED A SAFETY

By UTSA vs. Texas State (9/22/18)
By Opp. Colorado State (9/26/15)

PUNT RETURNED FOR TD

By UTSA Kenny Harrison (79 yards) vs. Texas State (11/24/12)
By Opp. Grayland Arnold (73 yards) at Baylor (9/07/19)

INTERCEPTION RETURNED FOR TD

By UTSA Rashad Wisdom (81 yards), at Texas State (9/12/20)
By Opp. Shannon Forman (25 yards), at Arizona State (9/01/18)

FUMBLE RETURNED FOR TD

By UTSA Blaze Moorhead (0 yards), at Louisiana Tech (11/30/19)
By Opp. Juwan Fogle (3 yards), Charlotte (11/26/16)

60+ YARD PUNT

By UTSA 63, Yannis Routsas, vs. Baylor (9/08/18)
By Opp. 62, Michael Sleep-Dalton, at Arizona State (9/01/18)

70+ YARD PUNT

By UTSA N/A
By Opp. 74, Marcus Ripley, Texas State (9/23/17)

RECORDED 20 OR MORE FIRST DOWNS

By UTSA 25, vs. SFA (9/19/20)
By Opp. 21, UAB (10/3/20)

RECORDED 30 OR MORE FIRST DOWNS

By UTSA 31, at North Texas (10/31/15)
By Opp. 31, Southern Miss (11/08/16)

LIMITED OPPONENT TO LESS THAN 100 YARDS RUSHING

By UTSA 59, vs. SFA (9/19/20)
By Opp. -26, at Marshall (11/17/18)

LIMITED OPPONENT TO LESS THAN 100 YARDS PASSING

By UTSA 65, vs. Southern U (09/16/17)
By Opp. 18, Army (9/14/19)

PLAYED AN OVERTIME GAME

2 OT, at Texas State (9/12/20)