



BOISE STATE™

FOOTBALL

TABLE OF CONTENTS

2 National Polls
3 MW Standings / MW Schedule /
..... National Rankings
4 Opponent Schedules / National Rankings
5 Depth Chart
6 Game Notes / Drive Summary
7 Game Notes / The Hammer
8 Game Notes / Team Captains
9 Game Notes / 2014 Debuts
10-11..... Head Coach Bryan Harsin
12-13..... Record Watch
14-20..... Honors Candidates
21 Games Against The "Resource 5" /
..... Jersey Combinations
22 Team Statistics / National Rankings
23 Starters / Participation
24 Bronco Radio Network / The Blue
25 Games Played When Ranked
26 Blocked Kicks / Ranked Opponents /
..... Overtime Games
27 Non-Saturday Games
28 National TV Games
29 Non-Offensive Touchdowns
30-32..... The Last Time
33-36..... Game-by-Game Summaries
37-38..... Rosters / Pronunciation
39-41..... 2014 Statistics

QUICK FACTS

Location: Boise, Idaho
Founded: 1932
Enrollment: 22,003
Nickname: Broncos
Colors: Blue and Orange
Stadium: Albertsons Stadium (36,387)
Surface: Blue Field Turf
Conference: Mountain West
President: Dr. Robert Kustra
Athletic Director: Mark Coyle

Head Coach: Bryan Harsin
Record at Boise State: 5-2, First Year
Overall Record: 12-7, Second Year

SID: Joe Nickell
E-Mail: joenickell@boisestate.edu
Office Phone: 208.426.3868
Cell Phone: 208.631.5483
Assistant SID: Aaron Juarez
E-Mail: aaronjuarez@boisestate.edu
Office Phone: 208.426.3438
Cell Phone: 208.982.0040



BOISE STATE
2014: 5-2, 3-1 MW

2014 SCHEDULE / RESULTS

| DATE | OPPONENT | TIME (MT)/SCORE |
|-----------------|----------------------------|-----------------|
| Aug. 28 | vs. Ole Miss # | L, 13-35 |
| Sept. 6 | COLORADO STATE * | W, 37-24 |
| Sept. 13 | @ Connecticut | W, 38-21 |
| Sept. 20 | LOUISIANA-LAFAYETTE | W, 34-9 |
| Sept. 27 | @ Air Force * | L, 14-28 |
| Oct. 4 | @ Nevada * | W, 51-46 |
| Oct. 17 | FRESNO STATE * | W, 37-27 |
| Oct. 24 | BYU | 7 p.m. |
| Nov. 8 | @ New Mexico * | 5 p.m. |
| Nov. 15 | SAN DIEGO STATE * | TBA |
| Nov. 22 | @ Wyoming * | TBA |
| Nov. 29 | UTAH STATE * | TBA |

* - Mountain West Game
- Chick-fil-A Kickoff Game
Atlanta (Georgia Dome)
Home Games in CAPS / **BOLD**



BYU
2014: 4-3

2014 SCHEDULE / RESULTS

| DATE | OPPONENT | TIME (MT)/SCORE |
|-----------------|-----------------------|-----------------|
| Aug. 29 | @ Connecticut | W, 35-10 |
| Sept. 6 | @ Texas | W, 41-7 |
| Sept. 11 | HOUSTON | W, 33-25 |
| Sept. 20 | VIRGINIA | W, 41-33 |
| Oct. 3 | UTAH STATE | L, 20-35 |
| Oct. 9 | @ UCF | L, 24-31 (OT) |
| Oct. 18 | NEVADA | L, 35-42 |
| Oct. 24 | @ Boise State | 7 p.m. |
| Nov. 1 | @ Middle Tennessee | 1:30 p.m. |
| Nov. 15 | UNLV | TBA |
| Nov. 22 | SAVANNAH STATE | 1 p.m. |
| Nov. 29 | @ California | TBA |

Home Games in CAPS / **BOLD**

BRONCO FOOTBALL GAME NOTES

Date:Friday; Oct. 24
Time: 7 p.m. (MT)
Location:Boise, Idaho
Stadium:Albertsons Stadium (36,387)
.....Blue Field Turf
Series: Boise State leads 3-1
Previous Meeting:37-20, BYU
.....Oct. 25, 2013 (Provo, Utah)

TV:ESPN
Play-by-Play: Dave Flemming
Analyst: David Diaz-Infante
Sidelines: Allison Williams

Radio:Bronco Radio Network
..... KBOI 670 AM (Boise Flagship)
Play-by-Play: Bob Behler
Analyst: Pete Cavender

THE GAME: The Boise State football team will play its second-straight Friday game this week, squaring off against BYU at Albertsons Stadium, Oct. 24.

The Broncos (5-2) and Cougars (4-3) are slated to kick at 7 p.m., and the game will be nationally televised by ESPN.

THE SERIES: Despite being just 380 miles apart, Friday's match-up is just the fourth all-time between Boise State and BYU. The Broncos are 3-1 against the Cougars, the only loss coming last season in Provo, Utah (37-20; Oct. 25, 2013). Boise State has won each of the two previous meetings played in Boise: Sept. 24, 2004 (28-27) and Sept. 20, 2012 (7-6).

BRONCOS IN THE POLLS

IT'S BEEN A WHILE: For the first time since 2008, Boise State opened a season unranked in both the Associated Press and Amway Coaches Polls.

The Broncos had opened each of the last five seasons ranked in each preseason poll:

2009 - 14 (AP) / 16 (Coaches)
 2010 - 3 (AP) / 5 (Coaches)
 2011 - 8 (AP) / 6 (Coaches)
 2012 - 24 (AP) / 22 (Coaches)
 2013 - 19 (AP) / 19 (Coaches)

Prior to this season's debut polls, the Broncos had been one of only 11 schools to start each of the last five seasons ranked in the Coaches Poll, and one of 12 schools to open each of the last five seasons ranked in the AP Poll.

A DOZEN YEARS IN THE RANKINGS: Boise State has been ranked for at least one week in both the AP and Coaches Polls in each of the 12 seasons prior to 2014.

SUCCESS WHEN RANKED: Boise State has an all-time record of 88-11 (.889) when ranked in the top 25 of the AP and/or Coaches Polls. A complete breakdown of every game played while ranked can be found on page 20.



NATIONAL POLLS

ASSOCIATED PRESS POLL

| Team | (OCT. 19) | | |
|-----------------------|-----------|------|------|
| | Record | Pts | Pvs. |
| 1. Miss. State (43) | 6-0 | 1480 | 1 |
| 2. Florida State (14) | 7-0 | 1433 | 2 |
| 3. Ole Miss (3) | 7-0 | 1404 | 3 |
| 4. Alabama | 6-1 | 1235 | 7 |
| 5. Auburn | 5-1 | 1231 | 6 |
| 6. Oregon | 6-1 | 1142 | 9 |
| 7. Notre Dame | 6-1 | 1133 | 5 |
| 8. Michigan State | 6-1 | 1066 | 8 |
| 9. Georgia | 6-1 | 1055 | 10 |
| 10. TCU | 5-1 | 962 | 12 |
| 11. Kansas State | 5-1 | 905 | 14 |
| 12. Baylor | 6-1 | 858 | 4 |
| 13. Ohio State | 5-1 | 753 | 13 |
| 14. Arizona State | 5-1 | 643 | 17 |
| 15. Arizona | 5-1 | 639 | 16 |
| 16. Nebraska | 6-1 | 537 | 19 |
| 17. Oklahoma | 5-2 | 461 | 11 |
| 18. East Carolina | 5-1 | 445 | 18 |
| 19. Utah | 5-1 | 437 | 20 |
| 20. USC | 5-2 | 356 | 22 |
| 21. Clemson | 5-2 | 283 | 24 |
| 22. West Virginia | 5-2 | 272 | NR |
| 23. Marshall | 7-0 | 184 | 25 |
| 24. LSU | 6-2 | 177 | NR |
| 25. UCLA | 5-2 | 118 | NR |

Dropped from rankings: Oklahoma State 15, Texas A&M 21, Stanford 23

Others receiving votes: Duke 108, Oklahoma State 91, Minnesota 61, Colorado State 12, Louisville 4, Missouri 4, Stanford 4, North Dakota State 3, Maryland 3, Texas A&M 1

AMWAY COACHES POLL

| Team | (OCT. 19) | | |
|-----------------------|-----------|------|------|
| | Record | Pts | Pvs. |
| 1. Miss. State (36) | 6-0 | 1520 | 1 |
| 2. Florida State (22) | 7-0 | 1493 | 2 |
| 3. Ole Miss (4) | 7-0 | 1447 | 3 |
| 4. Alabama | 6-1 | 1293 | 7 |
| 5. Michigan State | 6-1 | 1243 | 6 |
| 6. Auburn | 5-1 | 1210 | 8 |
| 7. Oregon | 6-1 | 1133 | 9 |
| 8. Notre Dame | 6-1 | 1117 | 5 |
| 9. Georgia | 6-1 | 1096 | 10 |
| 10. TCU | 5-1 | 996 | 12 |
| 11. Kansas State | 5-1 | 909 | 14 |
| 12. Ohio State | 5-1 | 856 | 13 |
| 13. Baylor | 6-1 | 853 | 4 |
| 14. Arizona State | 5-1 | 654 | 18 |
| 15. Arizona | 5-1 | 612 | 17 |
| 16. Nebraska | 6-1 | 588 | 19 |
| 17. East Carolina | 5-1 | 578 | 16 |
| 18. Oklahoma | 5-2 | 482 | 11 |
| 19. Utah | 5-1 | 371 | 23 |
| 20. Clemson | 5-2 | 320 | 22 |
| 21. USC | 5-2 | 258 | 25 |
| 22. Marshall | 7-0 | 247 | 24 |
| 23. LSU | 6-2 | 155 | NR |
| 24. Minnesota | 6-1 | 147 | NR |
| 25. West Virginia | 5-2 | 143 | NR |

Dropped from rankings: Oklahoma State 15, Stanford 20

Others receiving votes: Oklahoma State 141, Duke 116, UCLA 107, Missouri 23, Colorado State 18, Wisconsin 17, Washington 5, Stanford 2

**WINNINGEST FBS
PROGRAMS (ALL-TIME)**

| TEAM | W | L | T | PCT |
|-----------------------|------------|------------|----------|--------------|
| 1. Notre Dame | 878 | 306 | 42 | .733 |
| 2. Michigan | 913 | 325 | 36 | .731 |
| 3. Boise State | 401 | 155 | 2 | .7204 |
| 4. Oklahoma | 847 | 314 | 53 | .7195 |
| 5. Ohio State | 854 | 319 | 53 | .718 |
| 6. Alabama | 844 | 324 | 43 | .7146 |
| 7. Texas | 878 | 343 | 33 | .7133 |
| 8. Nebraska | 871 | 358 | 40 | .7021 |
| 9. USC | 801 | 325 | 54 | .7016 |
| 10. Tennessee | 805 | 365 | 53 | .6798 |
| 11. Florida State | 506 | 237 | 17 | .6777 |
| 12. Penn State | 734 | 370 | 41 | .659 |
| 13. LSU | 759 | 398 | 47 | .649 |
| 14. Georgia | 773 | 408 | 54 | .648 |
| 15. Miami (FL) | 594 | 338 | 19 | .635 |

**NATIONAL HOME WINNING %
(2000-PRESENT)**

| TEAM | RECORD | PCT |
|-----------------------|-------------|-------------|
| 1. Boise State | 88-4 | .957 |
| 2. Oklahoma | 83-6 | .933 |
| 3. Ohio State | 91-12 | .883 |
| 4. LSU | 91-13 | .875 |
| 5. Georgia | 78-15 | .839 |
| 6. TCU | 72-14 | .837 |
| 7. Oregon | 80-16 | .833 |
| 8. Virginia Tech | 79-17 | .823 |
| 9. Nebraska | 84-20 | .808 |
| 10. Florida | 78-19 | .804 |
| 11. Wisconsin | 82-20 | .803 |
| 12. Auburn | 85-21 | .802 |
| 13. Texas | 72-18 | .800 |
| 14. USC | 73-20 | .785 |
| 15. Florida State | 73-21 | .777 |

**HIGHEST SCORING TEAMS
(2000-PRESENT)**

| TEAM | GMS | PTS | AVG |
|-----------------------|------------|--------------|--------------|
| 1. Boise State | 187 | 7,507 | 39.93 |
| 2. Oregon | 183 | 6,958 | 37.61 |
| 3. Oklahoma | 194 | 7,162 | 36.92 |
| 4. Texas Tech | 144 | 6,736 | 36.22 |
| 5. Texas | 187 | 6,732 | 36.00 |
| 6. USC | 187 | 6,344 | 33.93 |
| 7. Kansas State | 182 | 6,060 | 33.11 |
| 8. TCU | 181 | 5,887 | 32.52 |
| 9. Hawai'i | 189 | 6,126 | 32.41 |
| 10. Florida | 187 | 5,999 | 32.08 |



**MW STANDINGS /
SCHEDULE**

2014 MOUNTAIN WEST STANDINGS

| TEAM | MW | PCT | OVERALL | PCT |
|--------------------------|-----|------|---------|------|
| MOUNTAIN DIVISION | | | | |
| Boise State | 3-1 | .750 | 5-2 | .714 |
| Colorado State | 2-1 | .667 | 6-1 | .857 |
| Air Force | 2-2 | .500 | 5-2 | .714 |
| Utah State | 1-1 | .500 | 4-3 | .571 |
| Wyoming | 1-2 | .333 | 3-4 | .429 |
| New Mexico | 0-3 | .000 | 2-5 | .286 |
| WEST DIVISION | | | | |
| San Diego State | 3-1 | .750 | 4-3 | .571 |
| San Jose State | 2-1 | .667 | 3-3 | .500 |
| Fresno State | 2-2 | .500 | 3-5 | .375 |
| Hawai'i | 1-1 | .500 | 2-5 | .286 |
| Nevada | 1-2 | .333 | 4-3 | .571 |
| UNLV | 1-2 | .333 | 2-5 | .286 |

THIS WEEK'S MOUNTAIN WEST SCHEDULE

| DATE | GAME | TV | TIME (MT) |
|-------|----------------------------|------------|-----------|
| 10/24 | BYU @ Boise State | ESPN/ESPN2 | 7 p.m. |
| 10/25 | San Jose State @ Navy | CBS SN | 11 a.m. |
| 10/25 | UNLV @ Utah State * | ESPNews | 2 p.m. |
| 10/25 | Wyoming @ Colorado State * | ROOT | 5 p.m. |
| 10/25 | Nevada @ Hawai'i * | MWN | 10 p.m. |

NEXT WEEK'S MOUNTAIN WEST SCHEDULE

| DATE | GAME | TV | TIME (MT) |
|------|-----------------------------------|---------------|-----------|
| 11/1 | Air Force @ Army | CBS | 9:30 a.m. |
| 11/1 | New Mexico @ UNLV * | ROOT | 3:30 p.m. |
| 11/1 | Colorado State @ San Jose State * | CBS SN | 5 p.m. |
| 11/1 | San Diego State @ Nevada * | CBS SN | 8:30 p.m. |
| 11/1 | Utah State @ Hawai'i * | MWN | 9 p.m. |
| 11/1 | Wyoming @ Fresno State * | ESPN Networks | TBA |

**NATIONAL CONFERENCE
WINNING % (2000-PRESENT)**

| TEAM | RECORD | PCT |
|------------------|--------|-------|
| 1. Boise State | 102-10 | .911 |
| 2. Oklahoma | 101-24 | .808 |
| 3. Ohio State | 92-22 | .807 |
| 4. Oregon | 93-32 | .7440 |
| 5. Texas | 89-31 | .7416 |
| 6. Florida State | 86-30 | .7414 |
| 7. USC | 91-34 | .728 |
| 8. TCU | 83-32 | .721 |
| 9. Virginia Tech | 82-32 | .719 |
| 10. LSU | 85-35 | .708 |
| 11. Florida | 83-37 | .692 |
| Georgia | 83-37 | .692 |
| 13. Fresno State | 79-36 | .687 |
| 14. Alabama | 77-41 | .653 |
| 15. Miami (Fla.) | 72-40 | .643 |

**NATIONAL OVERALL
WINNING % (2000-PRESENT)**

| TEAM | RECORD | PCT |
|-------------------|--------|------|
| 1. Boise State | 160-28 | .851 |
| 2. Oklahoma | 158-36 | .814 |
| 3. Ohio State | 149-36 | .805 |
| 4. LSU | 149-41 | .780 |
| 5. Texas | 143-44 | .765 |
| 6. USC | 142-45 | .759 |
| 7. Oregon | 140-45 | .757 |
| 8. TCU | 135-46 | .746 |
| 9. Georgia | 140-50 | .737 |
| 10. Virginia Tech | 140-52 | .729 |
| 11. Florida State | 137-54 | .717 |
| 12. Florida | 133-54 | .711 |
| 13. Alabama | 131-56 | .701 |
| 14. Auburn | 130-56 | .698 |
| 15. Miami (Fla.) | 125-57 | .686 |

**WINS BY WEST COAST TEAMS
(2000-PRESENT)**

| TEAM | WINS |
|-------------------|------|
| 1. Boise State | 160 |
| 2. USC | 142 |
| 3. Oregon | 140 |
| 4. Utah | 119 |
| 5. BYU | 118 |
| 6. Fresno State | 115 |
| 7. Oregon State | 108 |
| 8. Hawai'i | 102 |
| 9. UCLA | 101 |
| 10. Arizona State | 100 |



**2014 OPPONENT
SCHEDULES**

vs. Ole Miss - Aug. 28

| DATE | OPP | TIME (MT) | SCORE |
|-------|---------------------|-----------|----------|
| 8/28 | vs. Boise State | | W, 35-13 |
| 9/6 | @ Vanderbilt * | | W, 41-3 |
| 9/13 | LOUISIANA-LAFAYETTE | | W, 56-15 |
| 9/27 | MEMPHIS | | W, 24-3 |
| 10/4 | ALABAMA * | | W, 23-17 |
| 10/11 | @ Texas A&M * | | W, 35-20 |
| 10/18 | TENNESSEE * | | W, 34-3 |
| 10/25 | @ LSU * | | TBA |
| 11/1 | AUBURN * | | TBA |
| 11/8 | PRESBYTERIAN | | TBA |
| 11/22 | @ Arkansas * | | TBA |
| 11/29 | MISSISSIPPI STATE * | | TBA |

COLORADO STATE - Sept. 6

| DATE | OPP | TIME (MT) | SCORE |
|-------|--------------------|-----------|-----------|
| 8/29 | vs. Colorado | | W, 31-17 |
| 9/6 | @ Boise State * | | L, 24-37 |
| 9/13 | UC DAVIS | | W, 49-21 |
| 9/27 | @ Boston College | | W, 24-21 |
| 10/4 | TULSA | | W, 42-17 |
| 10/11 | @ Nevada * | | W, 31-24 |
| 10/18 | UTAH STATE * | | W, 16-13 |
| 10/25 | WYOMING * | | 5 p.m. |
| 11/1 | @ San Jose State * | | 5 p.m. |
| 11/8 | HAWAII * | | TBA |
| 11/22 | NEW MEXICO * | | TBA |
| 11/28 | @ Air Force * | | 1:30 p.m. |

@ Connecticut - Sept. 13

| DATE | OPP | TIME (MT) | SCORE |
|-------|-------------------|-----------|-----------|
| 8/29 | BYU | | L, 10-35 |
| 9/6 | STONY BROOK | | W, 19-16 |
| 9/13 | BOISE STATE | | L, 21-38 |
| 9/19 | @ USF * | | L, 14-17 |
| 9/27 | TEMPLE * | | L, 10-36 |
| 10/11 | @ Tulane * | | L, 3-12 |
| 10/23 | @ East Carolina * | | 5 p.m. |
| 11/1 | UCF * | | TBA |
| 11/8 | vs. Army | | 1:30 p.m. |
| 11/22 | CINCINNATI * | | TBA |
| 11/29 | @ Memphis * | | TBA |
| 12/6 | SMU * | | TBA |

LOUISIANA-LAFAYETTE - Sept. 20

| DATE | OPP | TIME (MT) | SCORE |
|-------|----------------------|-----------|-----------|
| 8/30 | SOUTHERN | | W, 45-6 |
| 9/6 | LOUISIANA TECH | | L, 20-48 |
| 9/13 | @ Ole Miss | | L, 15-56 |
| 9/20 | @ Boise State | | L, 9-34 |
| 10/4 | GEORGIA STATE * | | W, 34-31 |
| 10/14 | @ Texas State * | | W, 34-10 |
| 10/21 | ARKANSAS STATE * | | 6 p.m. |
| 11/1 | SOUTH ALABAMA * | | 3 p.m. |
| 11/8 | @ New Mexico State * | | 6 p.m. |
| 11/15 | @ ULM * | | 5 p.m. |
| 11/22 | APPALACHIAN STATE * | | TBA |
| 11/29 | @ Troy * | | 5:30 p.m. |

@ Air Force - Sept. 27

| DATE | OPP | TIME (MT) | SCORE |
|-------|---------------------|-----------|-----------|
| 8/30 | NICHOLLS STATE | | W, 44-16 |
| 9/6 | @ Wyoming * | | L, 13-17 |
| 9/13 | @ Georgia State | | W, 48-38 |
| 9/27 | BOISE STATE * | | W, 28-14 |
| 10/4 | NAVY | | W, 30-21 |
| 10/11 | @ Utah State * | | L, 16-34 |
| 10/18 | NEW MEXICO * | | W, 35-31 |
| 11/1 | @ Army | | 9:30 a.m. |
| 11/8 | @ UNLV * | | 2 p.m. |
| 11/15 | NEVADA * | | Noon |
| 11/21 | @ San Diego State * | | 7:30 p.m. |
| 11/28 | COLORADO STATE * | | 1:30 p.m. |

@ Nevada - Oct. 4

| DATE | OPP | TIME (MT) | SCORE |
|-------|--------------------|-----------|-----------|
| 8/30 | SOUTHERN UTAH | | W, 28-19 |
| 9/5 | WASHINGTON STATE | | W, 24-13 |
| 9/13 | @ Arizona | | L, 28-35 |
| 9/27 | @ San Jose State * | | W, 21-10 |
| 10/4 | BOISE STATE * | | L, 46-51 |
| 10/11 | COLORADO STATE * | | L, 24-31 |
| 10/18 | @ BYU | | W, 42-35 |
| 10/25 | @ Hawai'i * | | 10 p.m. |
| 11/1 | SAN DIEGO STATE * | | 8:30 p.m. |
| 11/15 | @ Air Force * | | Noon |
| 11/22 | FRESNO STATE * | | TBA |
| 11/29 | @ UNLV * | | TBA |

FRESNO STATE - Oct. 17

| DATE | OPP | TIME (MT) | SCORE |
|-------|-------------------|-----------|---------------|
| 8/30 | @ USC | | L, 13-52 |
| 9/6 | @ Utah | | L, 27-59 |
| 9/13 | NEBRASKA | | L, 19-55 |
| 9/20 | SOUTHERN UTAH | | W, 56-16 |
| 9/26 | @ New Mexico * | | W, 35-24 |
| 10/3 | SAN DIEGO STATE * | | W, 24-13 |
| 10/10 | @ UNLV * | | L, 27-30 (OT) |
| 10/17 | @ Boise State * | | L, 27-37 |
| 11/1 | WYOMING * | | TBA |
| 11/8 | SAN JOSE STATE * | | 8:30 p.m. |
| 11/22 | @ Nevada * | | TBA |
| 11/29 | HAWAII | | 5 p.m. |

BYU - Oct. 24

| DATE | OPP | TIME (MT) | SCORE |
|-------|--------------------|-----------|---------------|
| 8/29 | @ Connecticut | | W, 35-10 |
| 9/6 | @ Texas | | W, 41-7 |
| 9/11 | HOUSTON | | W, 33-25 |
| 9/20 | VIRGINIA | | W, 41-33 |
| 10/3 | UTAH STATE | | L, 20-35 |
| 10/9 | @ UCF | | L, 24-31 (OT) |
| 10/18 | NEVADA | | L, 35-42 |
| 10/24 | @ Boise State | | 7 p.m. |
| 11/1 | @ Middle Tennessee | | 1:30 p.m. |
| 11/15 | UNLV | | TBA |
| 11/22 | SAVANNAH STATE | | 1 p.m. |
| 11/29 | @ California | | TBA |

@ New Mexico - Nov. 8

| DATE | OPP | TIME (MT) | SCORE |
|-------|--------------------|-----------|-----------|
| 8/30 | UTEP | | L, 24-31 |
| 9/6 | ARIZONA STATE | | L, 23-58 |
| 9/20 | @ New Mexico State | | W, 38-35 |
| 9/26 | FRESNO STATE * | | L, 24-35 |
| 10/4 | @ UTSA | | W, 21-9 |
| 10/10 | SAN DIEGO STATE * | | L, 14-24 |
| 10/18 | @ Air Force * | | L, 31-35 |
| 11/1 | @ UNLV * | | 3:30 p.m. |
| 11/8 | BOISE STATE * | | 5 p.m. |
| 11/15 | @ Utah State * | | TBA |
| 11/22 | @ Colorado State * | | TBA |
| 11/29 | WYOMING * | | TBA |

SAN DIEGO STATE - Nov. 15

| DATE | OPP | TIME (MT) | SCORE |
|-------|------------------|-----------|-----------|
| 8/30 | NORTHERN ARIZONA | | W, 38-7 |
| 9/6 | @ North Carolina | | L, 27-31 |
| 9/20 | @ Oregon State | | L, 7-28 |
| 9/27 | UNLV * | | W, 34-17 |
| 10/3 | @ Fresno State * | | L, 13-24 |
| 10/10 | @ New Mexico * | | W, 24-14 |
| 10/18 | HAWAII * | | W, 20-10 |
| 11/1 | @ Nevada * | | 8:30 p.m. |
| 11/8 | IDAHO * | | 4:30 p.m. |
| 11/15 | @ Boise State * | | TBA |
| 11/21 | AIR FORCE * | | 7:30 p.m. |
| 11/29 | SAN JOSE STATE * | | 1:30 p.m. |

@ Wyoming - Nov. 22

| DATE | OPP | TIME (MT) | SCORE |
|-------|--------------------|-----------|----------|
| 8/30 | MONTANA | | W, 17-12 |
| 9/6 | AIR FORCE * | | W, 17-13 |
| 9/13 | @ Oregon | | L, 14-48 |
| 9/20 | FLORIDA ATLANTIC | | W, 20-19 |
| 9/27 | @ Michigan State | | L, 14-56 |
| 10/11 | @ Hawai'i * | | L, 28-38 |
| 10/18 | SAN JOSE STATE * | | L, 20-27 |
| 10/25 | @ Colorado State * | | 5 p.m. |
| 11/1 | @ Fresno State * | | TBA |
| 11/7 | UTAH STATE * | | 6 p.m. |
| 11/22 | BOISE STATE * | | TBA |
| 11/29 | @ New Mexico * | | 1 p.m. |

UTAH STATE - Nov. 29

| DATE | OPP | TIME (MT) | SCORE |
|-------|--------------------|-----------|---------------|
| 8/31 | @ Tennessee | | L, 7-38 |
| 9/6 | IDAHO STATE | | W, 40-20 |
| 9/13 | WAKE FOREST | | W, 36-24 |
| 9/20 | @ Arkansas State | | L, 14-21 (OT) |
| 10/3 | @ BYU | | W, 35-20 |
| 10/11 | AIR FORCE * | | W, 34-16 |
| 10/18 | @ Colorado State * | | L, 13-16 |
| 10/25 | UNLV * | | TBA |
| 11/1 | @ Hawai'i * | | 9 p.m. |
| 11/7 | @ Wyoming * | | 6 p.m. |
| 11/15 | NEW MEXICO * | | TBA |
| 11/21 | SAN JOSE STATE * | | 7:30 p.m. |
| 11/29 | @ Boise State * | | TBA |



DEPTH CHART

(BYU; Oct. 24)

Offense

| | | |
|----|----|--------------------------------------|
| X | 82 | Thomas Sperbeck (6-0, 173, SO) |
| | 14 | Troy Ware (6-2, 183, RS-JR) |
| H | 11 | Shane Williams-Rhodes (5-6, 158, JR) |
| | 13 | Jeremy McNichols (5-9, 195, FR) |
| Z | 81 | Dallas Burroughs (5-9, 169, SR) |
| OR | 6 | Chaz Anderson (5-10, 182, RS-SO) |
| LT | 71 | Rees Odhiambo (6-4, 310, RS-JR) |
| | 75 | Eli McCullough (6-5, 288, RS-FR) |
| LG | 73 | Travis Averill (6-3, 298, RS-SO) |
| | 60 | Kellen Buhr (6-1, 290, RS-SO) |
| OR | 52 | Andrew Tercek (6-1, 280, RS-FR) |
| C | 72 | Marcus Henry (6-3, 286, RS-JR) |
| | 59 | Mason Hampton (6-3, 274, RS-FR) |
| RG | 66 | Mario Yakoo (6-4, 339, RS-SO) |
| OR | 74 | Archie Lewis (6-3, 283, RS-FR) |
| RT | 70 | Steven Baggett (6-3, 289, RS-SO) |
| | 76 | Jerhen Ertel (6-6, 271, RS-JR) |
| TE | 88 | Jake Roh (6-3, 228, RS-FR) |
| | 87 | Alec Dhaenens (6-3, 239, RS-FR) |
| | 85 | Holden Huff (6-6, 222, RS-JR) |
| | 89 | Connor Peters (6-4, 251, SR) |
| | 84 | Jake Hardee (6-3, 238, RS-JR) |
| QB | 9 | Grant Hedrick (6-0, 198, RS-SR) |
| | 15 | Ryan Finley (6-4, 190, RS-FR) |
| RB | 27 | Jay Ajayi (6-0, 216, RS-JR) |
| | 26 | Devan Demas (5-8, 174, RS-SO) |
| OR | 21 | Jack Fields (5-9, 203, JR) |

Defense

| | | |
|------|----|---------------------------------------|
| DE | 53 | Beau Martin (6-2, 258, RS-SR) |
| | 33 | Gabe Perez (6-4, 231, SO) |
| OR | 32 | Rondell McNair (6-2, 242, RS-JR) |
| NT | 40 | Armand Nance (6-0, 301, JR) |
| OR | 98 | Antoine Turner (6-1, 290, RS-JR) |
| | 58 | Robert Ash (6-3, 286, RS-JR) |
| DT | 94 | Sam McCaskill (6-3, 250, RS-SO) |
| | 96 | Elliot Hoyte (6-4, 271, RS-SO) |
| STUD | 8 | Kamalei Correa (6-3, 247, SO) |
| | 54 | Mat Boesen (6-4, 219, RS-FR) |
| WLB | 51 | Ben Weaver (6-0, 235, RS-SO) |
| OR | 36 | Tyler Gray (6-4, 229, JR) |
| MLB | 20 | Tanner Vallejo (6-1, 228, SO) |
| OR | 13 | Blake Renaud (6-2, 255, SR) |
| N | 38 | Corey Bell (5-11, 208, SR) |
| | 37 | Cameron Hartsfield (5-10, 186, RS-FR) |
| CB | 5 | Donte Deayon (5-9, 152, JR) |
| | 1 | Bryan Douglas (5-9, 175, RS-SR) |
| S | 10 | Jeremy loane (5-10, 192, RS-SR) |
| | 28 | Dillon Lukehart (6-1, 208, RS-JR) |
| OR | 29 | Dylan Sumner-Gardner (6-1, 196, FR) |
| S | 4 | Darian Thompson (6-2, 208, RS-JR) |
| | 22 | Chancellor James (6-2, 208, RS-SO) |
| CB | 30 | Jonathan Moxey (5-10, 187, SO) |
| | 3 | Cleshawn Page (5-9, 178, SR) |

Specialists

| | | | | | |
|------|----|---------------------------------|------|----|--------------------------------------|
| PK | 41 | Dan Goodale (5-10, 185, RS-SR) | P | 19 | Sean Wale (6-2, 186, RS-SO) |
| | 49 | Tyler Rausa (5-9, 192, RS-SO) | SNAP | 46 | Kevin Keane (6-0, 207, JR) |
| KO | 41 | Dan Goodale (5-10, 185, RS-SR) | | 42 | Matt Cota (6-1, 189, RS-FR) |
| HOLD | 19 | Sean Wale (6-2, 186, RS-SO) | KR | 1 | Bryan Douglas (5-9, 175, RS-SR) |
| | 9 | Grant Hedrick (6-0, 198, RS-SR) | | 35 | Charles Bertoli (5-11, 200, RS-SO) |
| | | | PR | 11 | Shane Williams-Rhodes (5-6, 158, JR) |
| | | | | 5 | Donte Deayon (5-9, 152, JR) |

2014 DRIVE SUMMARY

BOISE STATE

| DRIVE YARDS | TOTAL DRIVES | SCORING DRIVES |
|-------------|--------------|----------------|
| <0 | 1 | |
| 0-9 | 19 | |
| 10-19 | 12 | |
| 20-29 | 10 | 2 |
| 30-39 | 11 | 5 |
| 40-49 | 5 | 2 |
| 50-59 | 10 | 3 |
| 60-69 | 9 | 9 |
| 70-79 | 10 | 10 |
| 80-89 | 2 | 2 |
| 90-99 | 2 | 2 |

POSSESSIONS WITH PLAYS

| INSIDE THE: | | TD | FG |
|-------------|----|----|----|
| 30-yd line | 41 | 22 | 10 |
| 20-yd line | 34 | 19 | 8 |
| 15-yd line | 27 | 18 | 4 |
| 10-yd line | 24 | 17 | 3 |
| 5-yd line | 14 | 10 | 1 |

RED ZONE OPPORTUNITIES

| TD | FG |
|--------|--------|
| 20-35 | 8-35 |
| (.571) | (.229) |

TOTAL: 28-35 (.800)

OPPONENT

| DRIVE YARDS | TOTAL DRIVES | SCORING DRIVES |
|-------------|--------------|----------------|
| <0 | 8 | |
| 0-9 | 37 | 2 |
| 10-19 | 16 | 2 |
| 20-29 | 5 | |
| 30-39 | 4 | 1 |
| 40-49 | 3 | 2 |
| 50-59 | 4 | 3 |
| 60-69 | 2 | 1 |
| 70-79 | 14 | 14 |
| 80-89 | 7 | 6 |
| 90-99 | | |

POSSESSIONS WITH PLAYS

| INSIDE THE: | | TD | FG |
|-------------|----|----|----|
| 30-yd line | 31 | 15 | 9 |
| 20-yd line | 24 | 14 | 6 |
| 15-yd line | 19 | 12 | 4 |
| 10-yd line | 11 | 5 | 4 |
| 5-yd line | 4 | 2 | 1 |

RED ZONE OPPORTUNITIES

| TD | FG |
|--------|--------|
| 14-25 | 7-25 |
| (.560) | (.280) |

TOTAL: 21-25 (.840)



BRONCO GAME NOTES

NON-SATURDAY GAMES: Including last week's 37-27 victory over Fresno State (Oct. 17), Boise State has never lost at home on Friday night, going a perfect 11-0 all-time.

The Broncos are 42-12 when playing a game on any day other than Saturday all-time, including a 36-7 mark during the regular season and a 21-5 record on Friday regular-season games.

NONCONFERENCE HOME GAMES: With its victory over Louisiana (Sept. 20), Boise State has now won 18-straight nonconference home games. The last home loss to a non-league school came in the 2005 MPC Computers Bowl, a 27-21 setback to Boston College, Dec. 28, 2005. Boise State hasn't lost such a game during the regular season since 2001 (Washington State, 41-20), a streak of 28-straight victories.

PROTECTING THE BLUE: Since opening Albertsons Stadium (formerly Bronco Stadium) in 1970, Boise State is 240-51 at home, a winning percentage of .825. The mark ranks fourth nationally, trailing only Baylor (3-0 at McLane Stadium; 1.000), Marshall (139-25 at Joan C. Edwards Stadium; .848) and Georgia Southern (179-33 at Paulson Stadium; .844).

Following its victory over Fresno State (Oct. 17), Boise State has now won 10-consecutive home games. The Broncos went a perfect 6-0 at home in 2013, the first perfect home record since 2010. Boise State lost once at home in both 2011 and 2012, but prior to that had put together five-straight perfect seasons at home, and nine-straight perfect regular seasons at home. The only home loss during that time came in the 2005 MPC Computers Bowl against Boston College (27-21).

Boise State has the best home winning percentage in the country since the start of the 2000 season with a record of 88-4 (.957).

OCTOBER SUCCESS: Prior to dropping last year's game against BYU (37-20; Oct. 25), Boise State had won 50-consecutive games during the month of October. The Broncos, 2-0 during October in 2014, are

65-12 since joining what is now the Football Bowl Subdivision in 1996.

Boise State has not lost an October home game since 1998 (North Texas, Oct. 10; 21-13), a span of 34-straight such wins.

BUCKLING DOWN: In 100 total drives against the Bronco defense this season, opponents have scored 31 times (.310). However, of those 100 drives, 61 went for less than 20 yards (.610).

Additionally, Boise State has forced 41 three-and-outs in seven games, an average of 5.86 per game and 41 percent of drives against the team on the season.

POINTS OFF TURNOVERS: Boise State has scored 69 points off turnovers this season, the seventh-most in the country. Additionally, the Broncos' average of 9.9 points off turnovers per game ranks fifth nationally. Included have been three defensive touchdowns – a fumble recovery (Tanner Vallejo) and an interception (Donte Deayon) against Connecticut, and an interception against Nevada (Tyler Gray).

RUSH DEFENSE: The Bronco defense held each of its first four opponents of the season to less than 100 yards rushing, the longest streak since holding five straight to less than 100 in 2009. The streak is the longest to open a season since also holding four-straight to less than 100 in 2006.

Boise State ranks 24th nationally in rush defense, allowing an average of 120.4 yards per game.

RETURN OF #DBU: Boise State ranks fourth nationally with 13 interceptions, trailing only Ole Miss (15), Louisville (15) and Houston (14).

Four players - Darian Thompson (4), Donte Deayon (4), Tyler Gray (2) and Jeremy Ioane (2) - have multiple interceptions. Thompson and Deayon rank tied for sixth nationally individually.

The Broncos are in their first year under the guidance of defensive coordinator



Boise State awards The Hammer to the individual who makes the best special teams play the previous week, and that player leads the team out onto the field the following game.

| | |
|-------------------------------|----------------|
| Ole Miss | Blake Renaud |
| Colorado State | Jay Ajayi |
| Connecticut | Kamalei Correa |
| Louisiana-Lafayette | Darren Lee |
| Air Force | Kamalei Correa |
| Nevada | Marcus Henry |
| Fresno State | Darren Lee |
| BYU | |
| New Mexico | |
| San Diego State | |
| Wyoming | |
| Utah State | |

**PREVIOUS WINNERS
ON THE 2014 ROSTER**

| | |
|-----------------------|-----------------------|
| Chaz Anderson | Wyoming, 2013 |
| Corey Bell | San Diego State, 2012 |
| | UT Martin, 2013 |
| Tyler Horn | New Mexico, 2012 |
| Darren Lee | Oregon State, 2013 |
| Taylor Loffler | Southern Miss, 2013 |
| | San Diego State, 2013 |
| Blake Renaud | Toledo, 2011 |
| | Air Force, 2011 |
| | BYU, 2012 |
| | Southern Miss, 2012 |
| | Wyoming, 2012 |
| | Colorado State, 2012 |
| | Washington, 2013 |
| Chris Santini | Air Force, 2013 |
| Tanner Vallejo | Fresno State, 2013 |



Marcel Yates, who had previously served on the Boise State staff from 2003-11 before becoming co-defensive coordinator at Texas A&M from 2012-13. During Yates' final six seasons with the Broncos, he coached six defensive backs that were selected in the NFL Draft - earning Boise State the moniker DBU.

BIG-PLAY DEFENSE: The Broncos have gained 17 turnovers this season (13 interceptions and four fumbles), tied for the 11th most in the country.

Sophomore Tanner Vallejo has two of the team's four fumble recoveries, ranking tied for 10th nationally, while Darian Thompson and Donte Deayon each have four of the 13 interceptions, ranking tied for sixth nationally.

Additionally, the Bronco defense is averaging 8.3 tackles-for-loss per game, a mark that ranks tied for fifth nationally (Tennessee). Included are 3.14 sacks per game, tied for 19th nationally (North Texas).

Boise State has double-digit tackles-for-loss in two games this season, and had eight sacks against Connecticut (Sept. 13), tied for the most since joining the WAC in 2001, and the most since also recording 8.0 against BYU in 2004. The total is also tied for the seventh most in the FBS in 2014.

RED ZONE SCORING: Since falling to Air Force (Sept. 27), a game in which the Broncos scored just twice in four red zone opportunities, Boise State is 11-for-11 inside the 20-yard line. Of those 11 scores, eight have been touchdowns. On the season, Boise State is 28-of-35 inside the red zone (.800), ranking tied for 86th nationally.

PASSING YARDS ALLOWED: Through the first three games of the season, Boise State allowed 354.3 passing yards per game. Although the Bronco defense currently ranks 79th nationally in passing yards allowed (245.4), the team has allowed just 163.8 its last four games. Only four schools are allowing fewer than 164.8 yards per game through the air on the season - San Jose State (94.5), New Mexico State (143.5), Stanford (153.0) and LSU (156.3).

SPECIAL TEAMS DEFENSE: The Broncos rank ninth nationally in kick return defense (16.17 yards per return).

EFFICIENT OFFENSE: The Broncos rank third nationally in completion percentage (.691), trailing only UCLA (.726) and Oregon (.718). Grant Hedrick ranks second nationally individually (.719), and opened the Louisiana game with 15-consecutive completed passes (Sept. 20). He trails only Brett Hundley of UCLA nationally (.725).

Boise State also ranks tied for 26th nationally with 171 first downs, 34th nationally in third-down conversion percentage (50-of-112; .446) and 28th nationally in time of possession (31:59).

The Broncos are averaging 485.0 yards of total offense per game, ranking 22nd nationally. Of the yardage, 291.0 yards per game are coming through the air, the 25th-best mark in the country.

WINNING IN CONFERENCE: The Broncos' loss at Air Force (Sept. 27) was just the 10th league loss since 2000. Boise State is 102-10 in league games during that time - the highest winning percentage in the country (.911).

MW LOSSES: Prior to a 28-14 loss to Air Force (Sept. 27), Boise State had lost just four league games since joining the Mountain West in 2011 - by a combined seven points: TCU in 2011 (36-35); San Diego State in 2012 (21-19); Fresno State (41-40) and SDSU (34-31, OT) in 2013.

MOUNTAIN DIVISION SUCCESS: Boise State's loss to Air Force (Sept. 27) was the team's first to an opponent from the Mountain Division since Nov. 1, 1997 (Utah State). Despite not winning the division last season, Boise State went 5-0 against its counterparts, the only conference losses coming to West Division foes Fresno State and San Diego State.

Boise State is still undefeated against three of its five Mountain Division counterparts, going 16-0 against Colorado State (4-0), New Mexico (5-0) and Wyoming (8-0). Utah

GAME CAPTAINS



Per a vote of their teammates, Corey Bell and Matt Miller have been named captains for the entire 2014 season. Two additional captains are selected each week by the coaching staff. Those individuals are listed below:

Ole Miss Jay Ajayi / Dan Goodale
 Colorado State Dan Goodale /
 Tanner Vallejo
 Connecticut Dillon Lukehart / Beau Martin
 Louisiana Grant Hedrick /
 Darian Thompson
 Air Force Jack Fields / Beau Martin
 Nevada Darren Lee / Ben Weaver
 Fresno State Grant Hedrick /
 Tanner Vallejo / Shane Williams-Rhodes
 BYU
 New Mexico
 San Diego State
 Wyoming
 Utah State

PREVIOUS GAME CAPTAINS ON THE 2014 ROSTER

Jay Ajayi Nevada, 2013
 Corey Bell Utah State, 2013
 New Mexico, 2013
 Donte Deayon Utah State, 2013
 Bryan Douglas Air Force, 2013
 New Mexico, 2013
 Dan Goodale Air Force, 2013
 Wyoming, 2013
 Grant Hedrick Colorado State, 2013
 Marcus Henry Southern Miss, 2013
 Wyoming, 2013
 Tyler Horn Colorado State, 2012
 Colorado State, 2013
 Jeremy Ioane Hawai'i, 2012
 Washington, 2013
 Wyoming, 2013
 Oregon State, 2013
 Taylor Loffler Nevada, 2013
 Dillon Lukehart Southern Miss, 2013
 Beau Martin Air Force, 2013
 Colorado State, 2013
 Matt Miller Southern Miss, 2012
 Colorado State, 2012
 Air Force, 2013
 Utah State, 2013
 New Mexico, 2013
 Oregon State, 2013
 Blake Renaud Fresno State, 2012
 Fresno State, 2013
 Darian Thompson UT Martin, 2013
 BYU, 2013
 Ben Weaver BYU, 2013
 Shane Williams-Rhodes BYU, 2013



BRONCO GAME NOTES

State, the only division opponent to defeat the Broncos prior to this season, has won just four times in the all-time series, and has lost 11-consecutive games to Boise State, which leads the all-time series 14-4. The Broncos are now 2-1 against Air Force.

DEFENDING THE PASS: Prior to Air Force, Boise State had allowed opponents to pass for 309.3 yards per game. The Broncos held the Falcons to 48 passing yards, the fewest allowed by Boise State since holding New Mexico to 44 yards, Sept. 29, 2012.

HARSIN ERA BEGINS: The Broncos' match-up with Ole Miss marked the first game played under head coach Bryan Harsin. Harsin, a former Boise State quarterback from 1995-99, also served on the Broncos' staff from 2001-10, serving as offensive coordinator from 2006-10. Harsin's hire was announced Dec. 11, 2013, by Director of Athletics Mark Coyle.

At 37, Harsin is the fourth-youngest head coach in the country. Only PJ Fleck (33, Western Michigan), Matt Campbell (34, Toledo) and Kliff Kingsbury (35, Texas Tech) are younger. Harsin is also one of only 13 head coaches nationally that is currently coaching at his alma mater.

RACKING UP YARDS: The Broncos gained 676 yards against Colorado State (Sept. 6) - the fifth-most in school history.

CONFERENCE OPENERS: With a victory over Colorado State (Sept. 6), Boise State has now won 15-consecutive conference openers since a loss in 1999. The game was the earliest conference opener in school history.

SCORING OUTPUT: With Bryan Harsin as offensive coordinator (2006-10), Boise State scored 2,733 points - the highest total in the country. The Broncos averaged 41.41 points per game during that time, also the nation's highest mark.

Since 2000, Boise State leads the nation in scoring, averaging 39.93 points per game. Oregon is second at 37.61 points per game.

Last season Boise State finished ranked 19th nationally with a scoring average of 37.5. During Harsin's five years as coordinator, the Broncos' lowest finish was 12th.

PREDICTED AT THE TOP: For the fourth-consecutive year, Boise State topped the Mountain West Preseason Poll. The Broncos claimed 20 first-place votes to pace the Mountain Division with 183 points. Utah State checked in at No. 2, claiming 12 first-place votes (176). Fresno State (174) was predicted to win the West Division, followed by San Diego State (172). Both the Bulldogs and Aztecs claimed 15 first-place votes.

Jay Ajayi, Donte Deayon, Jeremy Ioane and Matt Miller each earned Preseason All-MW honors.

16-YEAR WINNING STREAK: Entering 2014, Boise State is riding a streak of 16-consecutive winning seasons. The Broncos went 5-6 in 1997, the last season without a winning season.

ESTABLISHING A LEGACY: The Broncos are the winningest football program in the country since 2000, with an overall record of 160-28 (.851). Oklahoma (158-36; .814), Ohio State (149-36; .805), LSU (149-41; .780) and Texas (143-44; .765) round out the top five.

EARLY OPENINGS: The Broncos' 2014 season-opening game against Ole Miss (Aug. 28), was the earliest game played in school history. The Broncos' game against Colorado State (Sept. 6) was the earliest conference game played in school history.

NEW LIDS: Boise State unveiled orange helmets against Ole Miss, believed to be the first such helmet in the Broncos' repertoire since joining the NCAA in 1970. Boise State had at least one set of orange helmets when the school was a junior college, but archives do not show an orange helmet from 1970-2013.

BRONCO DEBUTS

A total of 20 players have made their Bronco debuts in 2014, including two true freshmen - Dylan Sumner-Gardner and Jeremy McNichols. A full breakdown of the first-year players, and when they made their debuts, can be found below:

Ole Miss Mat Boesen (DL)
. D.J. Dean (WR)
. Alec Dhaenens (TE)
. Dusty Fisher (WR)
. Mason Hampton (OL)
. Cameron Hartshfield (DB)
. Joe Martarano (LB)
. Eli McCullough (OL)
. Chancellor James (DB)
. Jake Roh (TE)
. Tanner Shipley (WR)
. Antoine Turner (DL)
Colorado State Archie Lewis (OL)
. Dylan Sumner-Gardner (DB)
Connecticut Terrell Johnson (WR)
. Rondell McNair (DL)
Louisiana. Matt Cota (LS)
. Ryan Finley (QB)
. Nick Terry (DL)
Air Force. N/A
Nevada. Jeremy McNichols (RB/WR)
Fresno State. N/A

The following players have made the first starts of their careers this season:

Ole Miss Kamalei Correa (DL)
. Alec Dhaenens (TE)
. Cleshawn Page (CB)
. Jake Roh (TE)
Colorado State Sam McCaskill (DL)
Connecticut Archie Lewis (OL)
Louisiana. Chaz Anderson (WR)
Air Force. Eli McCullough (OL)
. Jake Hardee (TE)
. Chancellor James (S)
Nevada. Thomas Sperbeck (WR)
. Joe Martarano (LB)
Fresno State. N/A



BRONCO GAME NOTES

WATCH LIST CANDIDATES: Several Broncos were named to preseason award watch lists. A complete rundown can be found below:

Jay Ajayi: Maxwell Award, Doak Walker Award, Walter Camp Player of the Year, Earl Campbell Tyler Rose Award

Donte Deayon: Jim Thorpe Award

Dan Goodale: Lou Groza Award

Grant Hedrick: Davey O'Brien Award

Jeremy Ioane: Jim Thorpe Award, Polynesian Player of the Year

Matt Miller: Biletnikoff Award

Shane Williams-Rhodes: Paul Hornung Award, Earl Campbell Tyler Rose Award

YOUNG SQUAD: Based on the number of underclassmen on the Boise State fall camp roster, the Broncos are one of the 20 youngest teams in the country. Of the Broncos' initial 105 players during fall camp, 67 were either freshmen or sophomores (63.8 percent) – tied for the 19th-highest total in the country.

OFFENSIVE LINE STARTS: Boise State returned just 26 starts along its offensive line entering 2014, tied for the seventh-fewest in the country. Entering 2014, Marcus Henry had started a team-high 12 games, followed by Rees Odhiambo (eight), Travis Averill (three), Steven Baggett (two) and Mario Yakoo (one).

WR NUMBERS: Boise State's returning wide receivers entered 2014 having combined for 345 career catches, tied for the seventh most in the country. Additionally, the receivers combined for 36 touchdowns, the fourth-most nationally entering this season.

However, 92.2 percent of the reception total belonged to Matt Miller (216) and Shane Williams-Rhodes (102), and 91.7 percent of the touchdown total belongs to the duo (Miller, 26; Williams-Rhodes, seven).

BOWL GAMES: Boise State has made 12-consecutive bowl appearances, tied for the seventh-longest active streak nationally. The Broncos have played in a bowl game in 14 of the last 15 seasons, winning nine.

SENIOR SUCCESS: This year's Boise State senior class is looking to become the 13th straight to win 40 games during their careers - or an average of 10 wins per season. At the moment, this year's class already boasts 36 victories.

SHUTOUT STREAK: Boise State has not been shutout in 218-consecutive games, tied for the 12th-longest active streak in the country and the 22nd-longest streak in NCAA history.

The last shutout came on the road against No. 15 Washington State, Sept. 27, 1997 (58-0). The loss to the Cougars is one of only two shutouts the Broncos have suffered since becoming a four-year institution in 1968.

PROTECTING THE QB: The Broncos gave up 26 sacks last season, the team's highest total since giving up 28 in 2004. This year Boise State breaks in a new starter at each position along the offensive line, as the only two returning starters are switching positions - Rees Odhiambo moves from right tackle to left tackle, and Marcus Henry moves from right guard to center.

Also new is the Broncos' offensive line coach, Scott Huff, who moves from coaching the tight ends to offensive line. A former first-team All-WAC center for the Broncos, Huff also coached the offensive line at Boise State from 2007-09. During that time the Broncos averaged just 12.3 sacks allowed each season - including just five in 2009.

AMONG THE GREATEST: Boise State began the 2014 season with the third-best all-time record among NCAA Football Bowl Subdivision teams. The Broncos' all-time record at the four-year level entering 2014 is 396-153-2 (.721). Notre Dame leads the list with an all-time record of 872-305-42 (.7325), followed by Michigan (910-321-36;.7324).



HEAD COACH BRYAN HARSIN



Bryan Harsin was hired as head coach of the Boise State football team, Dec. 11, 2013.

A member of the Boise State coaching staff from 2001-10, Harsin takes over for Chris Petersen, who left the Broncos to become the head coach at Washington. Harsin has since served as co-offensive coordinator at Texas (2011-12) and head coach at Arkansas State (2013).

“We are extremely excited in our selection of Bryan Harsin as the next head football coach at Boise State,” Coyle said. “Bryan is one of the top young head coaches in college football and we are thrilled to bring him back to Boise to lead the Bronco program. Bryan played a key role in the development of the football program as an assistant for 10 years at Boise State and we look forward to his leadership as we continue the ascension of Bronco football.”

“We’re coming home,” Harsin said. “Kes (his wife) and I are thrilled about returning to Boise State, it’s a special place built by special people. One of the hardest decisions we ever made was leaving Boise. We did that so I could become a better coach, so I could one day have the opportunity to return as head coach - that day has arrived.

“I appreciate the history and tradition of the Boise State program,” Harsin continued. “I embrace that success but won’t rest on it. We will build this program every day with a sense of urgency. I can’t wait to get to work. Go Broncos!”

“I am very excited to welcome Bryan Harsin back to Bronco Nation,” Boise State President Dr. Bob Kustra said. “His return is great news for all of us who do not want to lose momentum with the national reputation the program has achieved. As we write the next chapter of Bronco football history, I know it will continue to bring distinction to Boise State University.”

A graduate of Capital High School in Boise, Harsin was Petersen’s offensive coordinator for five of his eight seasons as head coach (2006-10), and was named a finalist for the 2009 Broyles Award, awarded annually to the nation’s top assistant coach. Boise State went 61-5 during his tenure as offensive coordinator, including undefeated seasons in 2006 (13-0) and 2009 (14-0), and an undefeated regular season in 2008.

With Harsin at the helm, Boise State finished in the top-25 nationally each season in both total offense and scoring offense. The Broncos led the country in scoring in 2009 (42.21), and

finished as the nation’s second-highest scoring team in both 2006 (39.69) and 2010 (45.08). Boise State also ranked second nationally in total offense in 2010 (521.31), and added top-10 finishes in the statistical category in 2006 and 2009.

Boise State finished no lower than 12th in scoring offense during his time as offensive coordinator, and no lower than 18th in total offense.

As quarterbacks coach, Harsin mentored Kellen Moore, the winningest quarterback in college football history, during his first four seasons as a Bronco. Moore, now with the Detroit Lions, was named first-team All-America by the Football Writers Association of America in 2010, and became Boise State’s first Heisman Trophy Finalist that same season.

The former Bronco letterwinner began his coaching career at Boise State as a graduate assistant in 2001, before taking over the tight ends as a full-time assistant coach from 2002-05. When Petersen was hired as head coach in 2006, Harsin assumed the role of offensive coordinator and quarterbacks coach.

The Broncos are in the midst of the seventh-longest active streak in the nation of consecutive bowl appearances (12), and Harsin was a part of each of the first nine - including the team’s victories in both the 2007 and 2010 Tostitos Fiesta Bowls.

With Harsin on staff, Boise State also won eight conference championships.





HEAD COACH BRYAN HARSIN

While with Texas, Harsin helped guide the ascension of an offense that ranked 88th in scoring prior to his arrival, to No. 24 nationally in 2012 (36.1). Despite starting 10 freshmen and sophomores on offense during his first season with the Longhorns, Texas put up more than 500 yards of total offense five times and ranked 21st nationally in rushing (202.6). The Longhorns rushed for more than 400 yards in back-to-back games, just the fifth and sixth such performances all-time at Texas.

In his second season at Texas, Harsin, who also coached quarterbacks, mentored two different student-athletes that finished the season ranked in the top 20 in passing efficiency. Texas averaged more than 441 yards per game.

Harsin then earned his first head-coaching opportunity at Arkansas State in 2013, which claimed a share of the Sun Belt Conference championship. The Red Wolves finished the regular season 7-5 overall and 5-2 in league play, earning a bid to the GoDaddy.com Bowl.

The Red Wolves ranked fifth-nationally in completion percentage in 2013 (.693), and were one of the best teams in the country at taking care of the football. Arkansas State lost just 13 turnovers this past season, the seventh-fewest in the country. The Red Wolves threw just six interceptions, the 10th-fewest in the nation.

Additionally the team's rushing attack ranked 29th nationally, averaging 206 yards per game.

Harsin was a member of the Bronco football team from 1995-99, earning three varsity letters. Following his graduation with a degree in business management, Harsin coached running backs and receivers at Eastern Oregon in 2000.

Harsin and his wife Kes have two daughters, Devyn Lynn and Dayn Mykena, and a son, Davis.

COACHING EXPERIENCE

BOISE STATE
..... HEAD COACH (2014-PRESENT)

ARKANSAS STATE
..... HEAD COACH (2013)

TEXAS
..... CO-OFFENSIVE COORDINATOR /
..... QUARTERBACKS (2011-12)

BOISE STATE
..... OFFENSIVE COORDINATOR /
..... QUARTERBACKS (2006-10)


..... TIGHT ENDS (2002-05)

..... OFFENSIVE GRADUATE ASSISTANT (2001)

EASTERN OREGON
... RUNNING BACKS / WIDE RECEIVERS (2000)

BOWL EXPERIENCE

- CRUCIAL.COM HUMANITARIAN BOWL . . . 2002
- PLAINSCAPITAL FORT WORTH BOWL . . . 2003
- AUTOZONE LIBERTY BOWL 2004
- MPC COMPUTERS BOWL 2005
- TOSTITOS FIESTA BOWL (2007) 2006
- SHERATON HAWAII BOWL 2007
- SAN DIEGO COUNTRY CREDIT UNION
POINSETTIA BOWL 2008
- TOSTITOS FIESTA BOWL (2010) 2009
- MAACO BOWL LAS VEGAS 2010
- HOLIDAY BOWL 2011
- VALERO ALAMO BOWL 2012
- GODADDY.COM BOWL 2013





RECORD WATCH PASSING

CAREER TOTAL OFFENSE

| | | | |
|-----|--------------|----------------------|--------------|
| 1. | 14,534 | Kellen Moore | 2008-11 |
| 2. | 10,138 | Tony Hilde | 1993-96 |
| 3. | 10,039 | Bart Hendricks | 1997-00 |
| 4. | 9,984 | Ryan Dinwiddie | 2000-03 |
| 5. | 9,119 | Jared Zabransky | 2003-06 |
| 6. | 6,115 | Jim McMillan | 1971-74 |
| 7. | 5,225 | Hazsen Choates | 1983-86 |
| 8. | 5,063 | Joe Southwick | 2010-13 |
| 9. | 4,508 | Cedric Minter | 1977-80 |
| 10. | 4,471 | Mike Virden | 1989-90 |
| ... | 4,430 | Grant Hedrick | 2011- |

CAREER COMPLETION % (Min. 200 Attempts)

| | | | |
|-----|-----------------------|----------------------|--------------|
| 1. | .704 (347-493) | Grant Hedrick | 2011- |
| 2. | .697 (1,157-1,358) | Kellen Moore | 2008-11 |
| 3. | .694 (439-633) | Joe Southwick | 2010-13 |
| 4. | .679 (321-473) | Taylor Tharp | 2004-07 |
| 5. | .636 (278-437) | Joe Aliotti | 1979-80 |
| 6. | .627 (622-992) | Ryan Dinwiddie | 2000-03 |
| 7. | .622 (610-980) | Jared Zabransky | 2003-06 |
| 8. | .598 (141-236) | B.J. Rhode | 1999-02 |
| 9. | .597 (382-640) | Jim McMillan | 1971-74 |
| 10. | .575 (122-212) | Lee Huey | 1974-75 |

CAREER 200-YARD GAMES

| | | | |
|-----|-----------|----------------------|--------------|
| 1. | 46 | Kellen Moore | 2008-11 |
| 2. | 28 | Bart Hendricks | 1997-00 |
| 3. | 26 | Tony Hilde | 1993-96 |
| 4. | 24 | Ryan Dinwiddie | 2000-03 |
| 5. | 21 | Jared Zabransky | 2003-06 |
| 6. | 13 | Jim McMillan | 1971-74 |
| 7. | 11 | Joe Southwick | 2010-13 |
| | 11 | Mike Virden | 1989-90 |
| | 11 | Grant Hedrick | 2011- |
| 10. | 10 | Taylor Tharp | 2004-07 |
| | 10 | Eric Guthrie | 1968-71 |

CAREER PASSING YARDS

| | | | |
|-----|--------------|----------------------|--------------|
| 1. | 14,667 | Kellen Moore | 2008-11 |
| 2. | 9,819 | Ryan Dinwiddie | 2000-03 |
| 3. | 9,107 | Tony Hilde | 1993-96 |
| 4. | 9,020 | Bart Hendricks | 1997-00 |
| 5. | 8,256 | Jared Zabransky | 2003-06 |
| 6. | 5,508 | Jim McMillan | 1971-74 |
| 7. | 4,784 | Joe Southwick | 2010-13 |
| 8. | 4,524 | Hazsen Choates | 1983-86 |
| 9. | 4,294 | Mike Virden | 1989-90 |
| 10. | 4,204 | Eric Guthrie | 1968-71 |
| ... | 3,791 | Grant Hedrick | 2011- |

CAREER TOUCHDOWNS

| | | | |
|-----|-----------|----------------------|--------------|
| 1. | 142 | Kellen Moore | 2008-11 |
| 2. | 82 | Ryan Dinwiddie | 2000-03 |
| 3. | 78 | Bart Hendricks | 1997-00 |
| 4. | 70 | Tony Hilde | 1993-96 |
| 5. | 58 | Jared Zabransky | 2003-06 |
| | 58 | Jim McMillan | 1971-74 |
| 7. | 36 | Hazsen Choates | 1983-86 |
| 8. | 34 | Ron Autele | 1970/1972-73 |
| 9. | 33 | Joe Southwick | 2010-13 |
| | 33 | Eric Guthrie | 1968-71 |
| ... | 24 | Grant Hedrick | 2011- |

CAREER 300-YARD GAMES

| | | | |
|----|----------|----------------------|--------------|
| 1. | 16 | Kellen Moore | 2008-11 |
| 2. | 14 | Ryan Dinwiddie | 2000-03 |
| 3. | 10 | Bart Hendricks | 1997-00 |
| 4. | 7 | Jim McMillan | 1971-74 |
| 5. | 6 | Tony Hilde | 1993-96 |
| 6. | 4 | Joe Southwick | 2010-13 |
| | 4 | Jared Zabransky | 2003-06 |
| | 4 | Grant Hedrick | 2011- |
| 9. | 3 | Taylor Tharp | 2004-07 |
| | 3 | Vince Alcalde | 1986-87 |
| | 3 | Greg Stern | 1973-76 |

CAREER COMPLETIONS

| | | | |
|-----|------------|----------------------|--------------|
| 1. | 1,157 | Kellen Moore | 2008-11 |
| 2. | 650 | Bart Hendricks | 1997-00 |
| 3. | 629 | Tony Hilde | 1993-96 |
| 4. | 622 | Ryan Dinwiddie | 2000-03 |
| 5. | 610 | Jared Zabransky | 2003-06 |
| 6. | 439 | Joe Southwick | 2010-13 |
| 7. | 382 | Jim McMillan | 1971-74 |
| 8. | 347 | Grant Hedrick | 2011- |
| 9. | 324 | Mike Virden | 1989-90 |
| 10. | 321 | Taylor Tharp | 2004-07 |

CAREER PASSING EFFICIENCY

| | | | |
|-----|---------------|----------------------|--------------|
| 1. | 168.98 | Kellen Moore | 2008-11 |
| 2. | 168.89 | Ryan Dinwiddie | 2000-03 |
| 3. | 152.83 | Jim McMillan | 1971-74 |
| 4. | 147.43 | Joe Aliotti | 1979-80 |
| 5. | 145.93 | Joe Southwick | 2010-13 |
| 6. | 145.62 | Taylor Tharp | 2004-07 |
| 7. | 144.99 | Jared Zabransky | 2003-06 |
| 8. | 144.96 | Grant Hedrick | 2011- |
| 9. | 143.38 | B.J. Rhode | 1999-02 |
| 10. | 139.93 | Bart Hendricks | 1997-00 |

CAREER ATTEMPTS

| | | | |
|-----|------------|----------------------|--------------|
| 1. | 1,219 | Kellen Moore | 2008-11 |
| 2. | 1,181 | Tony Hilde | 1993-96 |
| 3. | 1,142 | Bart Hendricks | 1997-00 |
| 4. | 992 | Ryan Dinwiddie | 2000-03 |
| 5. | 980 | Jared Zabransky | 2003-06 |
| 6. | 670 | Eric Guthrie | 1968-71 |
| 7. | 640 | Jim McMillan | 1971-74 |
| 8. | 633 | Joe Southwick | 2010-13 |
| 9. | 626 | Mike Virden | 1989-90 |
| 10. | 613 | Hazsen Choates | 1983-86 |
| ... | 493 | Grant Hedrick | 2011- |



RECORD WATCH RUSHING / RECEIVING

CAREER RUSHING ATTEMPTS

| | | | |
|-----|------------|------------------|--------------|
| 1. | 813 | Brock Forsey | 1999-02 |
| 2. | 810 | Chris Thomas | 1987-91 |
| 3. | 753 | Ian Johnson | 2005-08 |
| 4. | 752 | Cedric Minter | 1977-80 |
| 5. | 672 | Rodney Webster | 1980-83 |
| 6. | 617 | Doug Martin | 2008-11 |
| 7. | 547 | D.J. Harper | 2007-12 |
| 8. | 518 | Jeremy Avery | 2007-10 |
| 9. | 503 | Jay Ajayi | 2012- |
| 10. | 500 | David Mikell | 2000-03 |

CAREER RUSHING YARDS

| | | | |
|-----|--------------|------------------|--------------|
| 1. | 4,475 | Cedric Minter | 1977-80 |
| 2. | 4,183 | Ian Johnson | 2005-08 |
| 3. | 4,045 | Brock Forsey | 1999-02 |
| 4. | 3,437 | Chris Thomas | 1987-91 |
| 5. | 3,431 | Doug Martin | 2008-11 |
| 6. | 3,034 | Rodney Webster | 1980-83 |
| 7. | 2,932 | Jeremy Avery | 2007-10 |
| 8. | 2,840 | Jay Ajayi | 2012- |
| 9. | 2,792 | D.J. Harper | 2007-12 |
| 10. | 2,268 | David Mikell | 2000-03 |

CAREER RUSHING TOUCHDOWNS

| | | | |
|-----|-----------|------------------|--------------|
| 1. | 58 | Ian Johnson | 2005-08 |
| 2. | 50 | Brock Forsey | 1999-02 |
| 3. | 43 | Doug Martin | 2008-11 |
| 4. | 39 | D.J. Harper | 2007-12 |
| 5. | 37 | Cedric Minter | 1977-80 |
| 6. | 32 | David Mikell | 2000-03 |
| | 32 | Chris Thomas | 1988-91 |
| | 32 | Jay Ajayi | 2012- |
| 9. | 31 | Jared Zabransky | 2003-06 |
| 10. | 29 | Jeremy Avery | 2007-10 |

CAREER YARDS PER CARRY (Min. 150 Attempts)

| | | | |
|-----|-------------------------|------------------|--------------|
| 1. | 6.24 (260-1,623) | John Smith | 1972-75 |
| 2. | 5.97 (302-1,805) | Chris Jackson | 1986-87 |
| 3. | 5.95 (752-4,475) | Cedric Minter | 1977-80 |
| 4. | 5.65 (503-2,840) | Jay Ajayi | 2012- |
| 5. | 5.56 (617-3,431) | Doug Martin | 2008-11 |
| 6. | 5.55 (753-4183) | Ian Johnson | 2005-08 |
| 7. | 5.47 (289-1,581) | Fred Goode | 1975-78 |
| 8. | 5.38 (351-1,889) | Lee Marks | 2002-05 |
| 9. | 5.36 (155-831) | Chester Grey | 1971-74 |
| 10. | 5.35 (238-1,275) | K.C. Adams | 1994 |

CAREER 100-YARD RUSHING GAMES

| | | | |
|----|-----------|------------------|--------------|
| 1. | 20 | Cedric Minter | 1977-80 |
| 2. | 19 | Brock Forsey | 1999-02 |
| 3. | 17 | Doug Martin | 2008-11 |
| 4. | 16 | Ian Johnson | 2005-08 |
| 5. | 13 | Chris Thomas | 1988-91 |
| 6. | 12 | Jon Francis | 1984-85 |
| | 12 | Rodney Webster | 1980-83 |
| 8. | 11 | Jay Ajayi | 2012- |
| 9. | 10 | D.J. Harper | 2007-12 |
| | 10 | Chris Jackson | 1986-87 |

CAREER 200-YARD RUSHING GAMES

| | | | |
|----|----------|------------------|--------------|
| 1. | 4 | Cedric Minter | 1977-80 |
| 2. | 2 | Ian Johnson | 2005-08 |
| | 2 | Brock Forsey | 1999-02 |
| | 2 | Jay Ajayi | 2012- |
| 5. | 1 | Doug Martin | 2008-11 |
| | 1 | David Mikell | 2000-03 |
| | 1 | Eron Hurley | 1995-98 |
| | 1 | Willie Bowns | 1993-94 |
| | 1 | Chris Thomas | 1988-91 |
| | 1 | Terry Zahner | 1977-80 |

CAREER ALL-PURPOSE

| | | | |
|-----|--------------|------------------|--------------|
| 1. | 6,670 | Brock Forsey | 1999-02 |
| 2. | 5,316 | Cedric Minter | 1977-80 |
| 3. | 5,032 | David Mikell | 2000-02 |
| 4. | 4,927 | Ian Johnson | 2005-08 |
| 5. | 4,885 | Doug Martin | 2008-11 |
| 6. | 4,866 | Titus Young | 2007-10 |
| 7. | 4,807 | Chris Thomas | 1988-91 |
| 8. | 3,700 | Ryan Ikebe | 1993-96 |
| 9. | 3,665 | Rodney Webster | 1980-83 |
| 10. | 3,549 | John Smith | 1972-75 |
| ... | 3,409 | Jay Ajayi | 2012- |

CAREER TOTAL TOUCHDOWNS

| | | | |
|----|-----------|------------------|--------------|
| 1. | 68 | Brock Forsey | 1999-02 |
| 2. | 58 | Ian Johnson | 2005-08 |
| 3. | 48 | Doug Martin | 2008-11 |
| 4. | 43 | Cedric Minter | 1977-80 |
| 5. | 42 | John Smith | 1972-75 |
| 6. | 41 | D.J. Harper | 207-12 |
| 7. | 39 | Austin Pettis | 2007-10 |
| | 39 | David Mikell | 2000-03 |
| 9. | 35 | Titus Young | 2007-10 |
| | 35 | Chris Thomas | 1988-91 |
| | 35 | Jay Ajayi | 2012- |

CAREER RECEPTIONS

| | | | |
|----|------------|------------------------------|---------------|
| 1. | 244 | Matt Miller | 2011- |
| 2. | 229 | Austin Pettis | 2007-10 |
| 3. | 204 | Titus Young | 2007-10 |
| 4. | 189 | Don Hutt | 1970-73 |
| 5. | 168 | Jeremy Childs | 2006-08 |
| 6. | 162 | Ryan Ikebe | 1993-96 |
| 7. | 159 | Mike Wilson | 1990-93 |
| 8. | 147 | Shane Williams-Rhodes | 2012- |
| 9. | 140 | Jay Swillie | 1999-02 |
| | 140 | Eric Andrade | 1983-84/86-87 |

CAREER RECEIVING YARDS

| | | | |
|-----|--------------|--------------------|---------------|
| 1. | 3,063 | Titus Young | 2007-10 |
| 2. | 3,049 | Matt Miller | 2011- |
| 3. | 2,838 | Austin Pettis | 2007-10 |
| 4. | 2,751 | Ryan Ikebe | 1993-96 |
| 5. | 2,728 | Don Hutt | 1970-73 |
| 6. | 2,554 | Lou Fanucchi | 1999-2002 |
| 7. | 2,354 | Terry Hutt | 1973-74/76-77 |
| | 2,354 | Mike Holton | 1972/74-76 |
| 9. | 2,300 | Mike Wilson | 1990-93 |
| 10. | 2,161 | Jay Swillie | 1999-2002 |

CAREER RECEIVING TOUCHDOWNS

| | | | |
|-----|-----------|--------------------|---------------|
| 1. | 39 | Austin Pettis | 2007-10 |
| 2. | 30 | Don Hutt | 1970-73 |
| 3. | 29 | Matt Miller | 2011- |
| 4. | 27 | Ryan Ikebe | 1993-96 |
| 5. | 25 | Tyler Shoemaker | 2008-11 |
| | 25 | Titus Young | 2007-10 |
| 7. | 24 | John Smith | 1972-75 |
| 8. | 21 | Mike Holton | 1972/74-76 |
| 9. | 20 | Rodney Smith | 1997-98 |
| 10. | 19 | Jay Swillie | 1999-02 |
| | 19 | Jeb Putzier | 1998-01 |
| | 19 | Eric Andrade | 1983-84/86-87 |

CAREER 100-YARD RECEIVING GAMES

| | | | |
|----|----------|--------------------|---------------|
| 1. | 13 | Ryan Ikebe | 1993-96 |
| 2. | 11 | Mike Holton | 1972/74-76 |
| | 11 | Don Hutt | 1970-73 |
| 4. | 10 | Titus Young | 2007-10 |
| 5. | 8 | Tyler Shoemaker | 2008-11 |
| | 8 | Austin Pettis | 2007-10 |
| | 8 | Lou Fanucchi | 1999-02 |
| | 8 | Mike Wilson | 1990-93 |
| | 8 | Terry Hutt | 1973-74/76-77 |
| | 8 | Matt Miller | 2011- |



INDIVIDUAL NOTES



MATT MILLER
 2
 RS SENIOR
 WIDE RECEIVER
 6-3 / 220
 HELENA, MONT.
 CAPITAL HS

- 2014 Preseason Fred Biletnikoff Award Candidate
- 2014 Preseason All-Mountain West
- 2013 All-Mountain West Honorable Mention
- 2012 All-Mountain West Second Team
- 2011 FWAA Freshman All-America First Team
- 2011 Yahoo Sports Freshman All-America Second Team
- 3x Academic All-Mountain West (Fall 2011-13)

CAREER STATISTICS

| YEAR | GM/ST | REC | YDS | TD | YPC | LG |
|--------------|--------------|------------|--------------|-----------|-------------|-----------|
| 2011 | 13/8 | 62 | 679 | 9 | 11.0 | 48 |
| 2012 | 13/12 | 66 | 769 | 5 | 11.7 | 52 |
| 2013 | 13/12 | 88 | 1,140 | 12 | 13.0 | 85 |
| 2014 | 5/5 | 28 | 461 | 3 | 16.5 | 57 |
| TOTAL | 44/37 | 244 | 3,049 | 29 | 12.5 | 85 |

MILLER CAREER RECORD WATCH

Receptions

| | | | |
|----|------------|--------------------|--------------|
| 1. | 244 | Matt Miller | 2011- |
| 2. | 229 | Austin Pettis | 2007-10 |
| 3. | 204 | Titus Young | 2007-10 |

Receiving Yards

| | | | |
|----|--------------|--------------------|--------------|
| 1. | 3,063 | Titus Young | 2007-10 |
| 2. | 3,049 | Matt Miller | 2011- |
| 3. | 2,838 | Austin Pettis | 2007-10 |

Receiving Touchdowns

| | | | |
|----|-----------|--------------------|--------------|
| 1. | 39 | Austin Pettis | 2007-10 |
| 2. | 30 | Don Hutt | 1970-73 |
| 3. | 29 | Matt Miller | 2011- |

OUT WITH INJURY: Matt Miller had surgery on a ligament in his left ankle Oct. 13, and is expected to miss most - if not all - of the remainder of the 2014 season. The following notes were where Miller stood heading into the Nevada game (Oct. 4), the first missed game of his career.

NATIONAL RANKINGS: Redshirt senior wide receiver Matt Miller ranks 16th nationally through the first five weeks of the season in receiving yards (461) and is 30th nationally in receiving yards per game (92.2), ranking first and second in the MW, respectively.

RECORD WATCH: Miller has already broken the Broncos' career receptions record this season, passing Austin Pettis (229; 2007-10) on the all-time list. Miller entered the season with 216 receptions, then caught 14 through the first two games of the season to pass Pettis.

He is currently just 15 yards away from breaking the all-time receiving yards mark at Boise State, currently held by Titus Young (3,063; 2007-10).

NATION'S LONGEST STREAK: Miller has caught at least one pass in each of his 44 career games, the longest streak in the country. Wyoming's Dominic Ruffran holds the nation's second-longest streak at 42 games.

SEASON-OPENING STARTS: Miller has started each of the last four season openers for Boise State, the only member of the Boise State offense to start each of the last four season openers.

NATIONAL RANKINGS: Miller ranks in the national top three in both career receptions and career receiving yardage, boasting 240 and 3,004, respectively. The national leaders can be found below:

RECEPTIONS

1. Justin Hardy, East Carolina (295)
2. Tommy Shuler, Marshall (246)
3. **Matt Miller, Boise State (244)**
4. Jamison Crowder, Duke (227)

RECEIVING YARDS

1. Justin Hardy, East Carolina (3,406)
2. **Matt Miller, Boise State (3,049)**
3. Jamison Crowder, Duke (2,940)
4. Titus Davis, Central Michigan (2,859)

MORE RETURNING STATS: Matt Miller caught a school record 88 passes last season, the fifth-most receptions by an FBS player returning for the 2014 season.

LAST YEAR'S RANKINGS: Miller ranked amongst the national leaders in a number of statistical categories at the conclusion of the 2013 season: 12 touchdowns were tied for 10th-most nationally; 88 catches were 16th; 6.8 receptions per game ranked 21st; 1,140 receiving yards ranked 23rd; 87.7 yards per game ranked 27th.

ENDING ON A HIGH NOTE: Miller set career bests with 11 catches for 206 yards en route to Bronco Most Valuable Player honors at the 2013 Sheraton Hawai'i Bowl. Included was an 85-yard touchdown catch, the longest play in the bowl's history and the longest reception by a MW player in a bowl game since the league's inception.

100-YARD GAMES: Miller has eight career 100-yard receiving games, tied for the fifth most in school history. The school record is 13, set by Ryan Ikebe from 1993-96.



INDIVIDUAL NOTES



JAY AJAYI
 27
 RS JUNIOR
 RUNNING BACK
 6-0 / 216
 PLANO, TEXAS
 FRISCO LIBERTY HS

NATIONAL RANKINGS: Ajayi ranks nationally in a number of statistical categories, of which a breakdown can be found below:

ALL PURPOSE - 7th (169.14)
 RUSHING TOUCHDOWNS - 9th (10)
 SCORING - 10th (10.3)
 RUSHING YARDS - 12th (867)
 RUSHING YARDS PER GAME - 13th (123.9)

JAY TRAIN: Ajayi - otherwise known as the Jay Train - has rushed for 150-or-more yards in three of his last four games, bringing his career total to 2,840 yards - the eighth-most in school history.

He has five rushing touchdowns in his last two games, bringing his total on the season to 10 - the ninth-most in the country. His 32 career rushing touchdowns rank tied for sixth all-time at Boise State.

He has 35 career total touchdowns, tied for the ninth-most in school history. His 210 total points are tied for the 15th-most in school history. He is just the 16th Bronco to record 200-or-more points in a career.

200-YARD GAMES: Redshirt junior running back Jay Ajayi rushed for 219 yards against Colorado State (Sept. 6). He is just the fourth player in school history with multiple 200-yard rushing games, joining Cedric Minter (4; 1977-80), Ian Johnson (2; 2005-08) and Brock Forsey (2; 1999-2002).

MW POW: Ajayi was named Mountain West Offensive Player of the Week twice during the first four weeks of the season, earning the nod following performances against Colorado State (Sept. 6) and Louisiana (Sept. 20).

THE BRAHMA BULL: Ajayi entered 2014 averaging 5.96 yards per carry on 331 attempts – the seventh-highest average nationally amongst players with more than 250 career carries.

Of Ajayi's 503 career carries, only 40 have resulted in lost yardage - or 8.0 percent of his rushing attempts.

100-YARD GAMES: Ajayi has 11 career 100-yard games, ranking eighth on the Broncos' career list.

- 2014 Preseason Walter Camp Player of the Year Candidate
- 2014 Preseason Maxwell Award Candidate
- 2014 Preseason Doak Walker Award Candidate
- 2014 Touchdown Club of Columbus "Player to Watch"
- 2014 Preseason All-Mountain West
- 2013 All-Mountain West First Team
- 2x Academic All-Mountain West (Fall 2012-13)

CAREER STATISTICS

| YEAR | GM/ST | ATT | YDS | TD | YPC | LG |
|--------------|--------------|------------|--------------|-----------|-------------|-----------|
| 2012 | 11/0 | 82 | 548 | 4 | 6.68 | 71 |
| 2013 | 13/12 | 249 | 1,425 | 18 | 5.72 | 71 |
| 2014 | 7/7 | 172 | 867 | 10 | 5.04 | 74 |
| TOTAL | 31/19 | 503 | 2,840 | 32 | 5.65 | 74 |

2014 GAME-BY-GAME STATISTICS

| OPPONENT | ATT | YDS | TD | YPC | LG |
|-----------------|-----|-----|----|-----|----|
| @ Ole Miss | 20 | 86 | 0 | 4.3 | 26 |
| COLORADO STATE | 33 | 219 | 2 | 6.6 | 36 |
| @ Connecticut | 18 | 39 | 0 | 2.2 | 9 |
| LOUISIANA | 27 | 150 | 3 | 5.6 | 26 |
| @ Air Force | 17 | 63 | 0 | 3.7 | 15 |
| @ Nevada | 27 | 152 | 3 | 5.6 | 74 |
| FRESNO STATE | 30 | 158 | 2 | 5.3 | 54 |
| BYU | | | | | |
| @ New Mexico | | | | | |
| SAN DIEGO STATE | | | | | |
| @ Wyoming | | | | | |
| UTAH STATE | | | | | |

ONLY ONE LEFT: Ajayi is the only member of the 2013 All-Mountain West First Team returning for the 2014 season.

ONE OF THE NATION'S BEST: Ajayi rushed for 1,425 yards and 18 touchdowns on 249 carries in 2013, earning first-team All-Mountain West honors. His yardage total ranked 15th nationally, his 109.6 yards per game ranked 19th nationally and his touchdown total ranked tied for eighth nationally.

Ajayi's 2013 rushing total is the fourth highest amongst those returning in 2014. Only Ameer Abdullah of Nebraska (1,690), Melvin Gordon of Wisconsin (1,609) and Travis Greene of Bowling Green (1,594) posted higher totals last season and return for 2014.



INDIVIDUAL NOTES



GRANT HEDRICK
9
RS SENIOR
QUARTERBACK
6-0 / 195
INDEPENDENCE, ORE.
CENTRAL HS

2014 Davey O'Brien Award Candidate

CAREER STATISTICS

| YEAR | GM/ST | C-A-I | PCT | TD | YDS | RATING |
|--------------|--------------|-------------------|-------------|-----------|--------------|---------------|
| 2011 | 8/0 | 2-3-0 | .667 | 0 | 19 | 119.87 |
| 2012 | 8/0 | 12-17-0 | .706 | 0 | 116 | 127.91 |
| 2013 | 13/5 | 167-242-5 | .690 | 16 | 1,825 | 150.04 |
| 2014 | 7/7 | 166-231-10 | .719 | 8 | 1,831 | 141.21 |
| TOTAL | 36/12 | 347-493-15 | .704 | 24 | 3,791 | 144.96 |

2014 GAME-BY-GAME STATISTICS

| OPP | C-A-I | PCT | TD | YDS | RATING |
|--------------|---------|------|----|-----|--------|
| @ Ole Miss | 36-46-4 | .783 | 1 | 264 | 116.25 |
| COLORADO ST | 22-33-1 | .667 | 2 | 352 | 170.21 |
| @ UConn | 19-27-0 | .704 | 2 | 233 | 167.30 |
| LOUISIANA | 24-31-0 | .774 | 0 | 237 | 141.64 |
| @ Air Force | 18-33-4 | .546 | 0 | 209 | 83.50 |
| @ Nevada | 26-31-1 | .839 | 2 | 346 | 192.47 |
| FRESNO STATE | 21-30-0 | .700 | 1 | 190 | 134.20 |
| BYU | | | | | |

@ New Mexico
 SAN DIEGO ST
 @ Wyoming
 UTAH STATE

NATIONAL RANKINGS: Redshirt senior quarterback Grant Hedrick ranks second-nationally in completion percentage (.719), having completed 166-of-231 attempts this season. Only UCLA's Brett Hundley (148-of-204; .725) has a better completion percentage in 2014.

Hedrick also ranks amongst the national leaders in several categories outlined below:

- Completion % - .719...2nd...Leads MW
- Completions Per Game - 23.71...15th...Leads MW
- Passing Yards - 1,831...30th...2nd in MW
- Total Offense - 298.7...26th...2nd in MW
- Passing Yards Per Game...261.6...32nd...2nd in MW
- Yards Per Pass Attempt...7.93...35th...3rd in MW

STEPPING UP: Hedrick has a pair of 300-yard passing games in 2014, throwing for 352 yards against Colorado State (Sept. 6) and 346 yards against Nevada (Oct. 4).

He has four 300-yard performances during his career (two in 2013), tied for the sixth most in school history.

STEPPING IN: Hedrick, now a redshirt senior, took over at quarterback against Nevada when then-starter Joe Southwick was injured on the Broncos' first offensive play in 2013. He made his first-career start against BYU the following week (Oct. 25), becoming the first back-up quarterback to start a game due to injury for Boise State since B.J. Rhode in 2002 (Wyoming; Sept. 14).

Hedrick played all but one series for the Broncos the rest of the season, completing 155-of-226 passes for 1,711 yards, 15 touchdowns and five interceptions during that time.

Hedrick's completion percentage of .690 on the season ranked fifth nationally, and his efficiency rating of 150.0 ranked 23rd nationally. His 22.1 completions per game once stepping in as the starter would have ranked 16th-nationally, and his 244.4 yards passing per game would have ranked 35th.

A BIG PERFORMANCE: In just his second-career start (Colorado State), Hedrick accounted for each of Boise State's six touchdowns, leading the Broncos to a 42-30 victory. Hedrick threw five touchdown passes, tied for the second-most in school history, and added a rushing score. His six touchdowns were the most by a Bronco quarterback since Ryan Diniwddie also accounted for six against Nevada, Nov. 29, 2003.

Hedrick completed 19-of-27 passes for 305 yards against the Rams, his first-career 300-yard performance. In addition to the five touchdown passes, he did not throw an interception. He threw touchdown passes to four different receivers, including a 68-yarder to sophomore Shane Williams-Rhodes - the longest pass play for Boise State since Kellen Moore hit Doug Martin for a 71-yarder against Toledo, Sept. 16, 2011.

DUAL THREAT: Hedrick had six rushing touchdowns last season, the most by a Bronco quarterback since Jared Zabransky also had six in 2006. He also finished as the team's second leading rusher, picking up 277 yards on 68 carries.

Hedrick is also the Broncos' second-leading rusher this season with 260 yards and two touchdowns through seven games. Included was an 80-yard, one-touchdown performance against Colorado State (Sept. 6).

ENDING, STARTING ON A HIGH NOTE: Hedrick set career highs in completions (32), attempts (44) and yards (382) against Oregon State in the 2013 Sheraton Hawai'i Bowl. In the 2014 season opener, he bested the completion (36) and attempt (46) totals.



INDIVIDUAL NOTES



DONTE DEAYON
5
JUNIOR
CORNERBACK
5-9 / 152
RIALTO, CALIF.
SUMMIT HS



DAN GOODALE
41
RS SENIOR
KICKER
5-10 / 195
BOISE, IDAHO
TIMBERLINE HS

2014 Preseason Jim Thorpe Award Candidate
2014 Preseason All-Mountain West
2013 All-Mountain West Second Team

CAREER STATISTICS

| YEAR | GM/ST | SOLO | ASST | TOTAL | TFL | PBU | INT |
|--------------|--------------|-----------|-----------|-----------|------------|-----------|-----------|
| 2012 | 5/1 | 11 | 6 | 17 | 0 | 1 | 1 |
| 2013 | 13/13 | 40 | 14 | 54 | 3.0 | 9 | 6 |
| 2014 | 5/5 | 14 | 8 | 22 | 2.0 | 2 | 4 |
| TOTAL | 23/19 | 65 | 28 | 93 | 5.0 | 12 | 11 |

INTERCEPTION MACHINES: Junior cornerback Donte Deayon is tied for the team-high with four interceptions (in just five games) this season (Darian Thompson). His career total is now 11, one shy of cracking the Broncos' career top-10 list. His 0.8 interceptions per game would rank third nationally, but since he has not played in 75 percent of the team's games, he does not qualify.

Deayon's 11 interceptions have come in 23 games, nearly one pick every two games.

PICK SIX: Deayon missed the Broncos' game against Colorado State (Sept. 6) with an injury, then returned in a big way against Connecticut (Sept. 13). In addition to six tackles, Deayon returned an interception 50 yards for a touchdown with 4:00 minutes remaining in the fourth quarter, putting the Broncos up 38-21 and putting the game out of reach.

SIX PICKS: Deayon led the Broncos with six interceptions in 2014, tied for the seventh-most in the country and the most by a Bronco since Brandyn Thompson also had six in 2009. His per-game average of 0.5 ranked ninth nationally and second in the Mountain West.

Included was a streak of three-consecutive games with an interception, the longest by a Bronco since linebacker Korey Hall also had one in three-straight in 2006.

DEFENDING: His nine pass break-ups in 2013 tied for the team high. Combined with his six interceptions, Deayon averaged 1.2 passes defended per game, ranking tied for 32nd nationally.

2014 Preseason Lou Groza Award Candidate
2013 All-Mountain West Honorable Mention

CAREER STATISTICS

| YEAR | G | FG | PCT | LG | PAT | PTS | PPG |
|--------------|-----------|--------------|-------------|-----------|----------------|------------|------------|
| 2011 | 11 | 3-5 | .600 | 32 | 50-56 | 59 | 5.4 |
| 2012 | -- | -- | -- | -- | -- | -- | -- |
| 2013 | 13 | 17-19 | .895 | 47 | 57-60 | 108 | 8.3 |
| 2014 | 7 | 10-14 | .714 | 43 | 26-28 | 56 | 8.0 |
| TOTAL | 31 | 30-38 | .790 | 47 | 133-144 | 223 | 7.2 |

NATIONAL RANKING: Redshirt senior kicker Dan Goodale is averaging 1.43 field goals per game in 2014, the 26th-most in the country.

CAREER SCORING MARKS: Goodale has 133 career PATs, the fourth-most in school history. Additionally, he surpassed 200 career points against Air Force (Sept. 27), just the 15th individual in school history to score 200 points in his career.

ACCURACY: Goodale converted each of his first four field goal attempts this season, and is now 10-for-14 on the year (.714). He is now 30-of-38 (.790) for his career.

Goodale converted 17-of-19 field goal attempts in 2014, ranking 15th nationally in field goal percentage (.895). Included was a streak of 12-straight successful attempts. Entering 2014, Goodale was one of only 13 kickers returning nationally that converted double-digit attempts at a clip of better than 85 percent.

KICKOFF SPECIALIST: Goodale has kicked off 44 times in 2014, of which 33 have gone for touchbacks - or 75 percent. Boise State is holding opponents to 16.17 yards per return in 2014, ranking ninth nationally.

SCORING: Goodale ranked second in scoring for Boise State last season, racking up 108 points. The total is the ninth most in school history, and the fifth most by a kicker in a season all-time for a Bronco.



INDIVIDUAL NOTES



JEREMY IOANE
10
RS SENIOR
SAFETY
5-10 / 192
HONOLULU
PUNAHOU SCHOOL



SHANE WILLIAMS-RHODES
11
JUNIOR
WIDE RECEIVER
5-6 / 160
SPRING, TEXAS
KLEIN COLLINS HS

- 2014 Preseason Jim Thorpe Award Candidate
- 2014 Polynesian Player of the Year Candidate
- 2014 Preseason All-Mountain West
- 2013 All-Mountain West Second Team
- 2012 All-Mountain West Honorable Mention

- 2014 Preseason Paul Hornung Award Candidate
- 2013 All-Mountain West Honorable Mention (WR)
- 2013 All-Mountain West Honorable Mention (PR)
- Academic All-Mountain West (Fall 2013)

CAREER STATISTICS

| YEAR | GM/ST | SOLO | ASST | TOTAL | TFL | PBU | INT |
|--------------|--------------|-----------|-----------|------------|------------|----------|----------|
| 2011 | 10/1 | 4 | 2 | 6 | 0 | 0 | 0 |
| 2012 | 13/13 | 40 | 30 | 70 | 2.0 | 2 | 3 |
| 2013 | 12/12 | 40 | 19 | 59 | 0 | 1 | 0 |
| 2014 | 4/3 | 2 | 8 | 10 | 0 | 1 | 2 |
| TOTAL | 39/29 | 86 | 59 | 145 | 2.0 | 4 | 5 |

CAREER STATISTICS

| YEAR | GM/ST | REC | YDS | TD | YPC | LG |
|--------------|--------------|------------|--------------|-----------|------------|-----------|
| 2012 | 13/3 | 25 | 142 | 1 | 5.7 | 19 |
| 2013 | 12/8 | 77 | 702 | 6 | 9.1 | 68 |
| 2014 | 7/5 | 45 | 343 | 3 | 7.6 | 50 |
| TOTAL | 32/16 | 147 | 1,187 | 10 | 8.1 | 68 |

SEASON-OPENING STARTS: Redshirt senior safety Jeremy Ioane has started each of the last four season openers for Boise State, the only member of the Boise State defense to start each of the last four season openers.

OPENING PICKS: Jeremy Ioane recorded the Broncos' first interception of the season on the first play of the second drive by Ole Miss in the season opener. It was his fourth career interception, and his first since Dec. 22, 2012, against Washington in the MAACO Bowl Las Vegas.

After not recording a single interception all of last season, Ioane had one in each of the first two games.

COULD HAVE HAD IT?: Junior wide receiver Shane Williams-Rhodes had a team-high 77 receptions through 11 games last season before missing the final two games with an injury. His teammate - Matt Miller - broke the single-season reception record, catching 20 passes in the final two games. Williams-Rhodes' per-game average of 7.0 receptions led the team, ranked fifth in the Mountain West and was 17th nationally. The total was also the third most by an underclassman nationally.

NATIONAL RANKINGS: Williams-Rhodes hauled in a career-high 14 receptions in the season opener against Ole Miss, the highest reception total in the country during the first week of the season and tied for the third-most catches in a single game in school history. The catch total was the highest by a Bronco since Tim Gilligan caught a school-record 16 passes against Louisiana Tech in 2003. The total is also tied for the seventh most in an FBS game this season.

He has 45 catches through seven games, ranking 25th nationally in receptions per game (6.4). The total is also the third highest in the MW.

DOUBLE-DIGIT CATCHES: Williams-Rhodes had three games last season with at least 10 receptions, the most by a Bronco since Rodney Smith did it four times in 1997. Williams-Rhodes, who caught 14 passes in the season opener against Ole Miss, now has four such games.



INDIVIDUAL NOTES



KAMALEI CORREA
8
SOPHOMORE
STUD
6-3 / 247
HONOLULU
SAINT LOUIS SCHOOL



BEAU MARTIN
53
RS SENIOR
DEFENSIVE END
6-2 / 258
DENVER
JK MULLEN HS /
CSU-PUEBLO

CAREER STATISTICS

| YEAR | GM/ST | SOLO | ASST | TOTAL | TFL | SACK |
|--------------|-------------|-----------|-----------|-----------|------------|------------|
| 2013 | 13/0 | 6 | 6 | 12 | 1.5 | 1.0 |
| 2014 | 7/7 | 20 | 9 | 29 | 6.0 | 3.5 |
| TOTAL | 20/7 | 26 | 15 | 41 | 7.5 | 4.5 |

LOST YARDAGE: Sophomore defensive end Kamalei Correa is tied for the team high with 3.5 sacks in 2014 (Beau Martin), and is third on the team in tackles-for-loss (6.0).

FORCED FUMBLES: Correa has forced two fumbles through the first seven games of the season, ranking tied for 16th nationally.

STEPPING UP: Correa, who played in every game last season as a true freshman but did not start, has started every game this season for the Broncos. He ranks fourth on the team with 29 tackles (20 solo), leading all Bronco defensive linemen.

CAREER STATISTICS

| YEAR | GM/ST | SOLO | ASST | TOTAL | TFL | SACK |
|--------------|-------------|-----------|-----------|-----------|-------------|-------------|
| 2012 | 12/1 | 7 | 8 | 15 | 4.5 | 2.5 |
| 2013 | 13/1 | 15 | 6 | 21 | 7.0 | 4.0 |
| 2014 | 7/7 | 14 | 6 | 20 | 9.0 | 3.5 |
| TOTAL | 32/9 | 36 | 20 | 56 | 20.5 | 10.0 |

AMONG THE LEADERS: Redshirt senior defensive tackle Beau Martin boasts a career- and team-high 9.0 tackles-for-loss through the first seven games of the season. His average of 1.3 per game ranks 33rd nationally and third in the Mountain West.

INCREASED ROLE: Martin spent the last two seasons backing up Demarcus Lawrence, a second-round selection in the 2014 National Football League Draft (Dallas Cowboys). He started one game in both the 2012 and 2013 seasons, and has started every game for the Broncos thus far in 2014.



INDIVIDUAL NOTES



DARIAN THOMPSON
4
RS JUNIOR
SAFETY
6-2 / 208
LANCASTER, CALIF.
PARACLETE HS



TANNER VALLEJO
20
SOPHOMORE
LINEBACKER
6-1 / 228
PENN VALLEY, CALIF.
NEVADA UNION HS

CAREER STATISTICS

| YEAR | GM/ST | SOLO | ASST | TOTAL | TFL | PBU | INT |
|--------------|--------------|-----------|-----------|------------|------------|----------|-----------|
| 2012 | 13/6 | 28 | 15 | 43 | 0 | 3 | 3 |
| 2013 | 13/13 | 34 | 29 | 63 | 1.5 | 1 | 4 |
| 2014 | 6/6 | 20 | 6 | 26 | 3.5 | 1 | 4 |
| TOTAL | 32/25 | 82 | 50 | 132 | 5.0 | 5 | 11 |

INTERCEPTION MACHINES: Redshirt junior safety Darian Thompson is tied for the team-high with four interceptions this season (Donte Deayon). His career total is now 11, one shy of cracking the Broncos' career list, which can be found below:

| | | | |
|-----|-----------|------------------------|--------------|
| 1. | 24 | Steve Forrey | 1968-70 |
| 2. | 22 | Frank Robinson | 1988-91 |
| 3. | 18 | Gabe Franklin | 2001-04 |
| 4. | 15 | Darrin Lyle | 1988-91 |
| | 15 | Joe Larkin | 1971-72 |
| 6. | 14 | Marty Tadman | 2004-07 |
| | 14 | Ken Johnson | 1968-70 |
| 8. | 13 | Brandyn Thompson | 2007-10 |
| | 13 | Dempsy Dees | 1997-00 |
| 10. | 12 | Anthony Brown | 1988-91 |
| | 12 | Clint Sigman | 1972-75 |
| ... | 11 | Darian Thompson | 2012- |
| ... | 11 | Donte Deayon | 2012- |

Thompson's interception average of 0.7 per game ranks tied for fourth nationally and leads the Mountain West.

CAREER STATISTICS

| YEAR | GM/ST | SOLO | ASST | TOTAL | TFL | PBU | INT |
|--------------|--------------|-----------|-----------|-----------|-------------|----------|----------|
| 2013 | 11/6 | 28 | 23 | 51 | 5.5 | 3 | 0 |
| 2014 | 7/7 | 27 | 20 | 47 | 8.5 | 1 | 0 |
| TOTAL | 18/13 | 55 | 43 | 98 | 14.0 | 4 | 0 |

RECOVERING FUMBLES: Sophomore linebacker Tanner Vallejo ranks tied for 10th nationally with a pair of fumble recoveries through seven game this season. The total is tied for the lead in the Mountain West.

TACKLING MACHINE: Vallejo has started every game for the Broncos this season, eclipsing his total number from all of last year while playing as a true freshman.

He leads the team with 47 tackles (27 solo), and ranks second with 8.5 tackles-for-loss.

TOUCHDOWN: Vallejo picked up a fumble and returned it 31 yards for a touchdown on Connecticut's opening drive, Sept. 13. It was the first fumble recovery for a touchdown by a Bronco since Demarcus Lawrence accomplished the feat against Hawai'i, Nov. 10, 2012.

AGAINST RESOURCE 5



JERSEY COMBOS

| SEASON | OPPONENT | LOC | W/L | SCORE |
|-------------|------------------|-----|-----|------------|
| 1986 | Oregon State | A | L | 3-34 |
| 1989 | Oregon State | H | L | 30-37 |
| 1996 | Arizona State | A | L | 7-56 |
| 1997 | Wisconsin | A | L | 24-28 |
| 1997 | Washington State | A | L | 0-57 |
| 1998 | Washington State | H | L | 21-33 |
| 1999 | UCLA | A | L | 7-38 |
| 2000 | Arkansas | A | L | 31-38 |
| 2000 | Washington State | A | L | 35-42 |
| 2001 | South Carolina | A | L | 13-32 |
| 2001 | Washington State | H | L | 20-41 |
| 2002 | Arkansas | A | L | 14-41 |
| 2002 | Iowa State | H | W | 34-16 |
| 2003 | Oregon State | A | L | 24-26 |
| 2004 | Oregon State | H | W | 53-34 |
| 2005 | Georgia | A | L | 13-48 |
| 2005 | Oregon State | A | L | 27-30 |
| 2005 | Boston College | H | L | 21-27 |
| 2006 | Oregon State | H | W | 42-14 |
| 2006 (2007) | Oklahoma | N | W | 43-42 (OT) |
| 2007 | Washington | A | L | 10-24 |
| 2008 | Oregon | A | W | 37-32 |
| 2009 | Oregon | H | W | 19-8 |
| 2010 | Virginia Tech | N | W | 33-30 |
| 2010 | Oregon State | H | W | 37-24 |
| 2011 | Georgia | N | W | 35-21 |
| 2011 | Arizona State | N | W | 56-24 |
| 2012 | Michigan State | A | L | 13-17 |
| 2012 | Washington | N | W | 28-26 |
| 2013 | Washington | A | L | 6-38 |
| 2013 | Oregon State | N | L | 23-38 |
| 2014 | Ole Miss | N | L | 13-35 |



ALL-TIME RECORD: 11-21

One of 25 Nike Elite schools, Boise State has worn several jersey combinations the last several seasons. From 2011-13, Boise State wore 11 different combinations in 13 games. The Broncos have twice been selected to participate in the Elite Nike Pro Combat Uniform Campaign (2010 and 2011), featured above in the top two photos. In 2014, Boise State unveils an orange helmet for the first time since the team joined the NCAA in 1970.

Combinations for the 2014 season can be found below:

| OPPONENT | HELMET | JERSEY | PANTS |
|---------------|---------------|--------|--------|
| vs. Ole Miss | Orange | White | Orange |
| COLORADO ST | Blue | Blue | Blue |
| @ Connecticut | White | White | White |
| LOUISIANA | Blue (w/ "B") | Blue | Blue |
| @ Air Force | Orange | White | White |
| @ Nevada | Black | White | Black |
| FRESNO STATE | Blue | Orange | Orange |
| BYU | | | |
| @ New Mexico | | | |
| SAN DIEGO ST | | | |
| @ Wyoming | | | |
| UTAH STATE | | | |



TEAM STATISTICS / NATIONAL RANKINGS

| STATISTIC | BOISE STATE | MW | FBS | BYU | FBS |
|-------------------------|-------------|----|-----|--------|-----|
| Rushing Offense | 194.0 | 4 | 42 | 208.1 | 33 |
| Passing Offense (YPG) | 291.0 | 2 | 25 | 244.0 | 55 |
| Total Offense | 485.0 | 1 | 22 | 452.1 | 39 |
| Scoring Offense | 32.0 | 1 | 52 | 32.7 | 48 |
| Rushing Defense | 120.4 | 2 | 24 | 97.0 | 5 |
| Pass Efficiency Defense | 121.32 | 4 | 50 | 124.81 | 58 |
| Total Defense | 365.9 | 4 | 50 | 387.6 | 60 |
| Scoring Defense | 27.1 | 7 | 70 | 26.1 | 64 |
| Net Punting | 35.87 | 11 | 94 | 39.69 | 26 |
| Punt Returns | 8.38 | 6 | 59 | 7.53 | 76 |
| Kickoff Returns | 19.26 | 10 | 91 | 23.43 | 29 |
| Turnover Margin | 0.00 | 5 | 59 | -0.43 | 93 |
| Pass Defense (YPG) | 248.4 | 7 | 79 | 290.6 | 117 |
| Passing Efficiency | 141.11 | 3 | 42 | 128.23 | 65 |
| Sacks | 3.14 | 2 | 19 | 1.86 | 77 |
| Tackles for Loss | 8.3 | 2 | 5 | 5.0 | 62 |
| Sacks Allowed | 2.14 | 7 | 71 | 3.29 | 115 |
| 3rd Down Conv. Off % | .446 | 4 | 34 | .450 | 30 |
| 3rd Down Conv. Def % | .373 | 5 | 52 | .373 | 53 |
| Red Zone Offense % | .800 | 6 | 86 | .853 | 51 |
| Red Zone Defense % | .840 | 7 | 72 | .821 | 60 |

Boise State Individual Rankings

| CATEGORY | INDIVIDUAL | STAT | CONF | NATL |
|---------------------|------------------------------|-------|------|------|
| Rushing PG | Jay Ajayi | 123.9 | 2 | 13 |
| Passing Efficiency | Grant Hedrick | 141.2 | 3 | 42 |
| Total Offense | Grant Hedrick | 298.7 | 2 | 26 |
| Receptions PG | Shane Williams-Rhodes | 6.4 | 3 | 25 |
| Receiving Yards PG | Shane Williams-Rhodes | 49.0 | 13 | 150 |
| Interceptions | Darian Thompson | 0.7 | 1 | 4 |
| Punting | Sean Wale | 40.0 | 9 | 89 |
| Punt Returns | Shane Williams-Rhodes | 8.4 | 6 | 43 |
| Kickoff Returns | Dallas Burroughs | 20.4 | 7 | 82 |
| Field Goals PG | Dan Goodale | 1.43 | 3 | 26 |
| Scoring PG | Jay Ajayi | 10.3 | 1 | 10 |
| Pts Responsible For | Jay Ajayi | 10.3 | 4 | 78 |
| All-Purpose | Jay Ajayi | 169.1 | 1 | 7 |
| Sacks | Beau Martin & Kamalei Correa | 0.5 | - | - |
| Tackles | Tanner Vallejo | 6.7 | 23 | 192 |
| Tackles for Loss | Beau Martin | 1.3 | 3 | 33 |

BYU Individual Rankings

| CATEGORY | INDIVIDUAL | STAT | CONF | NATL |
|---------------------|-------------------|--------|------|------|
| Rushing PG | Jamaal Williams | 66.5 | - | 82 |
| Passing Efficiency | Christian Stewart | 114.47 | - | - |
| Total Offense | Christian Stewart | 168.6 | - | - |
| Receptions PG | Mitch Mathews | 6.1 | - | 31 |
| Receiving Yards PG | Mitch Mathews | 65.3 | - | 77 |
| Interceptions | | | | |
| Punting | Scott Arellano | 43.7 | - | 31 |
| Punt Returns | Mitch Juergens | 8.7 | - | - |
| Kickoff Returns | Adam Hine | 34.6 | - | - |
| Field Goals PG | Trevor Samson | 1.14 | - | 50 |
| Scoring PG | Trevor Samson | 7.6 | - | 64 |
| Pts Responsible For | Trevor Samson | 7.6 | - | 162 |
| All-Purpose | Mitch Mathews | 65.3 | - | - |
| Sacks | Alani Fua | 0.6 | - | - |
| Tackles | Craig Bills | 6.5 | - | - |
| Tackles for Loss | Zac Stout | 0.9 | - | - |



GAME-BY-GAME STARTERS

STARTING LINEUPS: OFFENSE

| DATE | OPPONENT | LT | LG | C | RG | RT | TE | WR | WR | WR/TE | QB | RB |
|-------|-------------------|------------|---------|-------|-------|---------|------|----------|-----------------|-----------|---------|-------|
| 8/28 | vs. Ole Miss | Odhiambo | Averill | Henry | Yakoo | Baggett | Roh | Miller | Williams-Rhodes | Dhaenens | Hedrick | Ajayi |
| 9/6 | COLORADO STATE * | Odhiambo | Averill | Henry | Yakoo | Baggett | Roh | Miller | Williams-Rhodes | Burroughs | Hedrick | Ajayi |
| 9/13 | @ Connecticut | Lewis | Averill | Henry | Yakoo | Baggett | Roh | Miller | Williams-Rhodes | Burroughs | Hedrick | Ajayi |
| 9/20 | LOUISIANA | Lewis | Averill | Henry | Yakoo | Baggett | Roh | Miller | Williams-Rhodes | Anderson | Hedrick | Ajayi |
| 9/27 | @ Air Force * | McCullough | Averill | Henry | Yakoo | Baggett | Huff | Miller | Williams-Rhodes | Hardee | Hedrick | Ajayi |
| 10/4 | @ Nevada * | Lewis | Averill | Henry | Yakoo | Baggett | Huff | Sperbeck | Burroughs | Peters | Hedrick | Ajayi |
| 10/17 | FRESNO STATE * | Lewis | Averill | Henry | Yakoo | Baggett | Huff | Ware | Burroughs | Hardee | Hedrick | Ajayi |
| 10/24 | BYU | | | | | | | | | | | |
| 11/8 | @ New Mexico * | | | | | | | | | | | |
| 11/15 | SAN DIEGO STATE * | | | | | | | | | | | |
| 11/22 | @ Wyoming * | | | | | | | | | | | |
| 11/29 | UTAH STATE * | | | | | | | | | | | |

STARTING LINEUPS: DEFENSE

| Date | Opponent | DE | NT | DT | STUD | WLB | MLB | N/LB | CB | S | S | CB |
|-------|-------------------|--------|-------|-----------|--------|--------|-----------|---------|--------|-------|----------|---------|
| 8/28 | vs. Ole Miss | Martin | Nance | Horn | Correa | Weaver | Vallejo | Bell | Deayon | Ioane | Thompson | Page |
| 9/6 | COLORADO STATE * | Martin | Nance | McCaskill | Correa | Weaver | Vallejo | Bell | Moxey | Ioane | Thompson | Page |
| 9/13 | @ Connecticut | Martin | Nance | McCaskill | Correa | Weaver | Renaud | Vallejo | Deayon | Ioane | Thompson | Moxey |
| 9/20 | LOUISIANA | Martin | Nance | McCaskill | Correa | Weaver | Renaud | Vallejo | Deayon | Bell | Thompson | Moxey |
| 9/27 | @ Air Force * | Martin | Nance | McCaskill | Correa | Weaver | Renaud | Vallejo | Moxey | Bell | James | Douglas |
| 10/4 | @ Nevada * | Martin | Nance | McCaskill | Correa | Weaver | Martarano | Vallejo | Deayon | Bell | Thompson | Moxey |
| 10/17 | FRESNO STATE * | Martin | Nance | McCaskill | Correa | Gray | Renaud | Vallejo | Deayon | Bell | Thompson | Moxey |
| 10/24 | BYU | | | | | | | | | | | |
| 11/8 | @ New Mexico * | | | | | | | | | | | |
| 11/15 | SAN DIEGO STATE * | | | | | | | | | | | |
| 11/22 | @ Wyoming * | | | | | | | | | | | |
| 11/29 | UTAH STATE * | | | | | | | | | | | |



CAREER PARTICIPATION / STARTS

| | | | | | | | | | | | | | |
|-------------------------|---|----------------------|---|---------------------------|---|-------------------------|---|-----------------------|---|-----------------------------|--|------------------------------|--|
| Jay Ajayi | 2012 11-0 2013 13-12 2014 7-7 TOTAL 31-19 | Matt Cota | 2014 1-0 TOTAL 1-0 | Mason Hampton | 2014 7-0 TOTAL 7-0 | Kevin Keane | 2012 4-0 2013 13-0 2014 7-0 TOTAL 24-0 | Jonathan Moxey | 2013 13-1 2014 7-6 TOTAL 20-7 | Tanner Shipley | 2014 4-0 TOTAL 4-0 | Mario Yakoo | 2013 13-1 2014 7-7 TOTAL 20-8 |
| Chaz Anderson | 2013 10-0 2014 7-1 TOTAL 17-1 | DJ Dean | 2014 4-0 TOTAL 4-0 | Jake Hardee | 2012 7-0 2013 13-0 2014 7-2 TOTAL 27-2 | Darren Lee | 2013 13-0 2014 7-0 TOTAL 20-0 | Armand Nance | 2012 8-0 2013 13-8 2014 7-7 TOTAL 28-15 | Thomas Sperbeck | 2013 8-0 2014 7-1 TOTAL 15-1 | | |
| Robert Ash | 2012 1-0 2013 6-0 2014 5-0 TOTAL 12-0 | Donte Deayon | 2012 5-1 2013 13-13 2014 5-5 TOTAL 23-19 | Cameron Hartsfield | 2014 7-0 TOTAL 7-0 | Archie Lewis | 2014 6-4 TOTAL 6-4 | Rees Odhiambo | 2012 7-0 2013 8-8 2014 3-2 TOTAL 18-10 | Dylan Sumner-Gardner | 2014 6-0 TOTAL 6-0 | | |
| Travis Averill | 2013 9-3 2014 7-7 TOTAL 16-10 | Devan Demas | 2013 7-0 2014 7-0 TOTAL 14-0 | Grant Hedrick | 2011 8-0 2012 8-0 2013 13-5 2014 7-7 TOTAL 36-12 | Dillon Lukehart | 2012 13-0 2013 13-1 2014 7-0 TOTAL 33-1 | Cleshawn Page | 2013 12-0 2014 4-2 TOTAL 16-2 | Darian Thompson | 2012 13-6 2013 13-13 2014 0-0 TOTAL 26-9 | | |
| Steven Baggett | 2013 6-2 2014 7-7 TOTAL 13-9 | Alec Dhaenens | 2013 13-10 2014 4-1 TOTAL 32-15 | Tyler Horn | 2011 8-0 2012 13-2 2013 12-6 2014 1-1 TOTAL 34-9 | Joe Martarano | 2014 7-1 TOTAL 7-1 | Gabe Perez | 2013 12-0 2014 7-0 TOTAL 19-0 | Antoine Turner | 2012 7-0 TOTAL 7-0 | | |
| Corey Bell | 2011 8-0 2012 13-4 2013 13-11 2014 7-6 TOTAL 41-21 | Brennyn Dunn | 2013 4-0 2014 1-0 TOTAL 5-0 | Elliot Hoyte | 2012 4-0 2013 4-0 2014 7-0 TOTAL 11-0 | Beau Martin | 2012 12-1 2013 13-1 2014 7-1 TOTAL 32-9 | Mercy Maston | 2013 13-4 2014 0-0 TOTAL 13-4 | Taylor Pope | 2013 1-0 2014 4-0 TOTAL 5-0 | Sean Wale | 2013 10-0 2014 7-0 TOTAL 17-0 |
| Charles Bertoli | 2013 13-0 2014 7-0 TOTAL 20-0 | Jack Fields | 2013 9-0 2013 13-0 2014 6-0 TOTAL 28-0 | Holden Huff | 2012 13-5 2013 10-3 2014 6-3 TOTAL 29-11 | Sam McCaskill | 2013 11-0 2014 7-6 TOTAL 18-6 | Blake Renaud | 2011 10-0 2012 13-0 2013 10-6 2014 6-4 TOTAL 39-10 | Troy Ware | 2012 5-0 2013 12-2 2014 5-1 TOTAL 22-3 | | |
| Mat Boesen | 2014 7-0 TOTAL 7-0 | Ryan Finley | 2014 2-0 TOTAL 2-0 | Jeremy Ioane | 2011 10-1 2012 13-13 2013 12-12 2014 4-3 TOTAL 39-29 | Eli McCullough | 2014 3-1 TOTAL 3-1 | Rondell McNair | 2014 2-0 TOTAL 2-0 | Jake Roh | 2014 7-4 TOTAL 7-4 | Ben Weaver | 2013 12-6 2014 6-6 TOTAL 18-12 |
| Kellen Buhr | 2013 2-0 2014 5-0 TOTAL 7-0 | Dusty Fisher | 2014 7-0 TOTAL 7-0 | Chancellor James | 2014 6-1 TOTAL 6-1 | Jeremy McNichols | 2014 2-0 TOTAL 2-0 | Matt Miller | 2011 13-8 2012 13-12 2013 13-12 2014 5-5 TOTAL 44-37 | Chris Santini | 2013 12-0 2014 7-0 TOTAL 19-0 | Shane Williams-Rhodes | 2012 13-3 2013 11-8 2014 7-5 TOTAL 31-16 |
| Dallas Burroughs | 2011 13-1 2012 12-1 2013 13-0 2014 7-4 TOTAL 45-6 | Dan Goodale | 2011 11-0 2012 4-0 2013 13-0 2014 7-0 TOTAL 35-0 | Tyler Gray | 2012 13-0 2013 13-7 2014 7-1 TOTAL 33-8 | Terrell Johnson | 2014 2-0 TOTAL 2-0 | Travis Saxton | 2011 4-0 2012 12-0 2013 2-0 2014 5-0 TOTAL 23-0 | | | | |
| Kamalei Correa | 2013 13-0 2014 7-7 TOTAL 20-7 | | | | | | | | | | | | |



The Bronco Radio Network is comprised of 15 stations throughout the northwest, with KBOI 670 AM in Boise serving as the flagship.

The Bronco Sports Network includes the following stations:

IDAHO

Boise **Preston**
 KBOI 670 AM KACH 1340 AM
 KKGL 96.9 FM KACH 104.5 FM

Driggs * **Salmon**
 KCHQ 102.1 FM KSRA 960 AM

Idaho Falls * **St. Maries**
 KID 96.1 FM KOFE 1240 AM

McCall **Twin Falls**
 KDZY 98.3 FM KSNQ 98.3 FM

Pocatello *
 KID 96.1 FM

* Broadcasts on stations in Driggs, Idaho Falls and Pocatello may air on the following stations:

KPKY 94.9 FM (Pocatello)
 KZKY 104.5 FM (Idaho Falls)

OREGON

Burns **LaGrande**
 KORC 92.7 FM KBKR 1450 AM

Baker City
 KLBM 1490 AM



Bob Behler (left), named Idaho Sportscaster of the Year in each of the last four years, is in his seventh season calling play-by-play for the Broncos.

Former Boise State offensive lineman Pete Cavender is in his sixth season providing commentary.



**NATIONAL HOME WINNING %
(2000-PRESENT)**

| TEAM | RECORD | PCT |
|-----------------------|-------------|-------------|
| 1. Boise State | 88-4 | .957 |
| 2. Oklahoma | 83-6 | .933 |
| 3. Ohio State | 91-12 | .883 |
| 4. LSU | 91-13 | .875 |
| 5. Georgia | 78-15 | .839 |
| 6. TCU | 72-14 | .837 |
| 7. Oregon | 80-16 | .833 |
| 8. Virginia Tech | 79-17 | .823 |
| 9. Nebraska | 84-20 | .808 |
| 10. Florida | 78-19 | .804 |
| 11. Wisconsin | 82-20 | .803 |
| 12. Auburn | 85-21 | .802 |
| 13. Texas | 72-18 | .800 |
| 14. USC | 73-20 | .785 |
| 15. Florida State | 73-21 | .777 |

Albertsons Stadium - and Lyle Smith Field - is the home of Boise State football and the annual Famous Idaho Potato Bowl.

Smith is the undisputed father of Bronco football, who from 1946-67 built one of the top junior college programs in the country. When he retired from his head coaching position to become the athletic director, Smith had a record of 156-6-6 (.846).

Completed during the summer of 1970 at a cost of \$2.2 million, what was originally known as Bronco Stadium had a seating capacity of 14,500. Since that time the stadium has expanded four times to its current capacity of 36,387.

Boise State established a first in 1986 by installing the first blue AstroTurf in the country. The second blue AstroTurf field was installed in 1995, with the third prior to the 2002 season.

The first Blue FieldTurf surface was installed in 2008. A second Blue FieldTurf field was installed prior to the 2010 season, making a total of five different blue fields at the stadium.

Boise State's was the first collegiate stadium to have the entire field produced in a special color.



GAMES PLAYED WHEN RANKED (88-11)

| SEASON | OPPONENT | COACH | AP | W/L | SCORE |
|----------------------|------------------|-----------|-----------|-----|----------|
| 2002 | Louisiana Tech | 22 | -- | W | 36-10 |
| 2002 | Nevada | 21 | 23 | W | 44-7 |
| 2002 | Iowa State | 15 | 18 | W | 34-16 |
| Final Ranking | | 12 | 15 | | |
| 2003 | UTEP | 23 | 24 | W | 51-21 |
| 2003 | Fresno State | 20 | 20 | W | 31-17 |
| 2003 | Nevada | 18 | 18 | W | 56-3 |
| 2003 | Hawaii | 17 | 18 | W | 45-28 |
| 2003 | TCU | 16 | 18 | W | 34-31 |
| Final Ranking | | 15 | 16 | | |
| 2004 | UTEP | 23 | 23 | W | 47-31 |
| 2004 | BYU | 21 | 21 | W | 28-27 |
| 2004 | SMU | 21 | 23 | W | 38-20 |
| 2004 | Tulsa | 18 | 21 | W | 45-42 |
| 2004 | Fresno State | 16 | 19 | W | 33-16 |
| 2004 | Hawaii | 15 | 18 | W | 69-3 |
| 2004 | San Jose State | 13 | 14 | W | 56-49 |
| 2004 | Louisiana Tech | 12 | 13 | W | 55-14 |
| 2004 | Nevada | 10 | 10 | W | 58-21 |
| 2004 | Louisville | 10 | 10 | L | 40-44 |
| Final Ranking | | 13 | 12 | | |
| 2005 | Georgia | 19 | 18 | L | 13-48 |
| Final Ranking | | - | - | | |
| 2006 | Hawaii | 25 | 25 | W | 41-34 |
| 2006 | Utah | 22 | 22 | W | 36-3 |
| 2006 | Louisiana Tech | 21 | 20 | W | 55-14 |
| 2006 | New Mexico State | 19 | 20 | W | 40-28 |
| 2006 | Idaho | 17 | 18 | W | 42-26 |
| 2006 | Fresno State | 14 | 14 | W | 45-21 |
| 2006 | San Jose State | 13 | 14 | W | 23-20 |
| 2006 | Utah State | 13 | 13 | W | 49-10 |
| 2006 | Nevada | 12 | 12 | W | 38-7 |
| 2006 | Oklahoma | 9 | 9 | W | 43-42 OT |
| Final Ranking | | 6 | 5 | | |
| 2007 | Weber State | 23 | 24 | W | 56-7 |
| 2007 | Washington | 20 | 22 | L | 10-24 |
| 2007 | San Jose State | 22 | 21 | W | 42-7 |
| 2007 | Utah State | 19 | 19 | W | 52-0 |
| 2007 | Idaho | 15 | 17 | W | 58-14 |
| 2007 | Hawai'i | 17 | 17 | L | 27-39 |
| 2007 | East Carolina | 22 | 24 | L | 38-41 |
| Final Ranking | | - | - | | |
| 2008 | Louisiana Tech | 18 | 17 | W | 38-3 |
| 2008 | Southern Miss | 16 | 15 | W | 24-7 |
| 2008 | Hawai'i | 16 | 15 | W | 27-7 |
| 2008 | San Jose State | 13 | 13 | W | 33-16 |
| 2008 | New Mexico State | 11 | 11 | W | 49-0 |
| 2008 | Utah State | 10 | 9 | W | 49-14 |
| 2008 | Idaho | 9 | 9 | W | 49-10 |
| 2008 | Nevada | 9 | 9 | W | 41-34 |
| 2008 | Fresno State | 9 | 9 | W | 61-10 |
| 2008 | TCU | 9 | 9 | L | 16-17 |
| Final Ranking | | 13 | 11 | | |
| 2009 | Oregon | 16 | 14 | W | 19-8 |
| 2009 | Miami (OH) | 11 | 12 | W | 48-0 |
| 2009 | Fresno State | 10 | 10 | W | 51-34 |
| 2009 | Bowling Green | 8 | 8 | W | 49-14 |
| 2009 | UC Davis | 5 | 5 | W | 34-16 |
| 2009 | Tulsa | 6 | 5 | W | 28-21 |
| 2009 | Hawai'i | 5 | 6 | W | 54-9 |
| 2009 | San Jose State | 5 | 6 | W | 45-7 |
| 2009 | Louisiana Tech | 5 | 5 | W | 45-35 |
| 2009 | Idaho | 6 | 6 | W | 63-25 |
| 2009 | Utah State | 6 | 6 | W | 52-21 |
| 2009 | Nevada | 6 | 6 | W | 44-33 |
| 2009 | New Mexico State | 6 | 6 | W | 42-7 |
| 2009 | TCU | 6 | 6 | W | 17-10 |
| Final Ranking | | 4 | 4 | | |

| SEASON | OPPONENT | COACH | AP | W/L | SCORE |
|----------------------|------------------|-----------|-----------|-----|----------|
| 2010 | Virginia Tech | 5 | 3 | W | 33-30 |
| 2010 | Wyoming | 3 | 3 | W | 51-6 |
| 2010 | Oregon State | 3 | 3 | W | 37-24 |
| 2010 | New Mexico State | 3 | 3 | W | 59-0 |
| 2010 | Toledo | 4 | 4 | W | 57-14 |
| 2010 | San Jose State | 3 | 3 | W | 48-0 |
| 2010 | Louisiana Tech | 2 | 2 | W | 49-20 |
| 2010 | Hawai'i | 3 | 2 | W | 42-7 |
| 2010 | Idaho | 4 | 4 | W | 52-14 |
| 2010 | Fresno State | 3 | 3 | W | 51-0 |
| 2010 | Nevada | 3 | 3 | L | 31-34 OT |
| 2010 | Utah State | 10 | 9 | W | 50-14 |
| 2010 | Utah | 10 | 10 | W | 26-3 |
| Final Ranking | | 7 | 9 | | |
| 2011 | Georgia | 7 | 5 | W | 35-21 |
| 2011 | Toledo | 4 | 4 | W | 40-15 |
| 2011 | Tulsa | 4 | 4 | W | 41-21 |
| 2011 | Nevada | 5 | 4 | W | 30-10 |
| 2011 | Fresno State | 6 | 5 | W | 57-7 |
| 2011 | Colorado State | 6 | 5 | W | 63-13 |
| 2011 | Air Force | 7 | 5 | W | 37-26 |
| 2011 | UNLV | 5 | 5 | W | 48-21 |
| 2011 | TCU | 5 | 5 | L | 35-36 |
| 2011 | San Diego State | 11 | 10 | W | 52-35 |
| 2011 | Wyoming | 8 | 7 | W | 36-14 |
| 2011 | New Mexico | 8 | T9 | W | 45-0 |
| 2011 | Arizona State | 6 | 8 | W | 56-24 |
| Final Ranking | | 6 | 8 | | |
| 2012 | Michigan State | 22 | 24 | L | 13-17 |
| 2012 | BYU | | 24 | W | 7-6 |
| 2012 | New Mexico | | 24 | W | 32-29 |
| 2012 | Southern Miss | 25 | | W | 40-14 |
| 2012 | Fresno State | 22 | 24 | W | 20-10 |
| 2012 | UNLV | 22 | 24 | W | 32-7 |
| 2012 | Wyoming | 18 | 21 | W | 45-14 |
| 2012 | San Diego State | 14 | 19 | L | 19-21 |
| 2012 | Hawai'i | 24 | | W | 49-14 |
| 2012 | Colorado State | 22 | | W | 42-14 |
| 2012 | Nevada | 15 | 25 | W | 27-21 |
| 2012 | Washington | 15 | 20 | W | 28-26 |
| Final Ranking | | 14 | 18 | | |
| 2013 | Washington | 19 | 19 | L | 6-38 |
| Final Ranking | | -- | -- | | |

BLOCKED KICKS



| SEASON | PAT | FG | PUNT | TOTAL |
|-----------|-----|----|------|-------|
| 1990..... | 2 | 5 | 5 | 12 |
| 1991..... | 0 | 2 | 1 | 3 |
| 1992..... | 0 | 0 | 2 | 2 |
| 1993..... | 3 | 3 | 1 | 7 |
| 1994..... | 2 | 2 | 0 | 4 |
| 1995..... | 1 | 1 | 0 | 2 |
| 1996..... | 0 | 1 | 1 | 2 |
| 1997..... | 0 | 2 | 1 | 3 |
| 1998..... | 0 | 0 | 0 | 0 |
| 1999..... | 0 | 2 | 3 | 5 |
| 2000..... | 0 | 0 | 3 | 3 |
| 2001..... | 0 | 0 | 1 | 1 |
| 2002..... | 0 | 1 | 4 | 5 |
| 2003..... | 0 | 1 | 4 | 5 |
| 2004..... | 1 | 1 | 2 | 4 |
| 2005..... | 1 | 1 | 1 | 3 |
| 2006..... | 0 | 2 | 0 | 2 |
| 2007..... | 3 | 4 | 4 | 11 |
| 2008..... | 0 | 2 | 2 | 4 |
| 2009..... | 0 | 0 | 1 | 1 |
| 2010..... | 0 | 2 | 2 | 4 |
| 2011..... | 3 | 0 | 4 | 7 |
| 2012..... | 0 | 1 | 0 | 1 |
| 2013..... | 0 | 3 | 0 | 3 |
| 2014..... | 0 | 0 | 0 | 0 |

RANKED OPPONENTS



| SEASON | OPPONENT | BSU | LOC | W/L | SCORE |
|------------|-----------------------|------|-----|-----|------------|
| 1996 | (5) Arizona State | | A | L | 7-56 |
| 1997 | (15) Washington State | | A | L | 0-58 |
| 1999 | (17) UCLA | | A | L | 7-38 |
| 2001 | (21) South Carolina | | A | L | 13-32 |
| 2001 | (8) Fresno State | | A | W | 35-30 |
| 2003 | (19) TCU | (18) | A | W | 34-31 |
| 2004 | (8) Louisville | | N | L | 40-44 |
| 2005 | (13) Georgia | (18) | A | L | 13-48 |
| 2005 | (20) Fresno State | | A | L | 7-27 |
| 2005 | (19) Boston College | | H | L | 21-27 |
| 2006 ('07) | (7) Oklahoma | (9) | N | W | 43-42 (OT) |
| 2007 | (13) Hawaii | (17) | A | L | 29-39 |
| 2008 | (12) Oregon | | A | W | 37-32 |
| 2008 | (11) TCU | (9) | N | L | 16-17 |
| 2009 | (16) Oregon | (14) | H | W | 19-8 |
| 2009 ('10) | (4) TCU | (6) | N | W | 17-10 |
| 2010 | (10) Virginia Tech | (3) | N | W | 33-30 |
| 2010 | (24) Oregon State | (3) | H | W | 37-24 |
| 2010 | (19) Nevada | (4) | A | L | 31-34 (OT) |
| 2010 | (20) Utah | (10) | N | W | 26-3 |
| 2011 | (19) Georgia | (5) | N | W | 35-21 |
| 2011 | (24) TCU | (5) | H | L | 35-36 |
| 2012 | (13) Michigan State | (24) | A | L | 13-17 |
| 2013 | (25) Fresno State | | A | L | 40-41 |
| 2014 | (18) Ole Miss | | N | L | 13-35 |

ALL-TIME RECORD: 10-14

OVERTIME GAMES



ALL-TIME RECORD: 5-3
STREAK: Lost 1

| SEASON | OPPONENT | LOC | W/L | SCORE | # OT |
|--------|-----------------|-----|-----|-------|------|
| 1988 | N. Arizona | A | W | 24-21 | 1 |
| 1990 | Nevada | A | L | 52-59 | 3 |
| 1997 | Idaho | A | W | 30-23 | 1 |
| 1998 | Idaho | H | L | 35-36 | 1 |
| 2004 | San Jose State | A | W | 56-49 | 2 |
| 2006 | Oklahoma | N | W | 43-42 | 1 |
| 2007 | Nevada | H | W | 69-67 | 4 |
| 2010 | Nevada | A | L | 31-34 | 1 |
| 2013 | San Diego State | A | L | 31-34 | 1 |



NON-SATURDAY GAMES RECORD: (42-12)

| DATE | OPPONENT | DAY | W/L | SCORE | DATE | OPPONENT | DAY | W/L | SCORE |
|----------|---------------------|-----------|-----|--------------|----------|------------------------|-----------|-----|------------|
| 10/19/01 | @ (8) Fresno State | Friday | W | 35-30 | 09/03/09 | (16) Oregon | Thursday | W | 19-8 |
| 10/18/02 | Fresno State | Friday | W | 67-21 | 09/18/09 | @ Fresno State | Friday | W | 51-34 |
| 12/31/02 | vs. Iowa State* | Tuesday | W | 34-16 | 10/14/09 | @ Tulsa | Wednesday | W | 28-21 |
| 10/30/03 | @ BYU | Thursday | W | 50-21 | 11/06/09 | @ Louisiana Tech | Friday | W | 45-35 |
| 11/21/03 | @ Fresno State | Friday | W | 31-17 | 11/20/09 | @ Utah State | Friday | W | 52-21 |
| 12/23/03 | vs. (19) TCU* | Tuesday | W | 34-31 | 11/27/09 | Nevada | Friday | W | 44-33 |
| 09/10/04 | Oregon State | Friday | W | 53-34 | 01/04/10 | (4) TCU* | Monday | W | 17-10 |
| 09/24/04 | BYU | Friday | W | 28-27 | 09/06/10 | vs. (10) Virginia Tech | Monday | W | 33-30 |
| 10/29/04 | Hawaii | Friday | W | 69-3 | 09/26/10 | Louisiana Tech | Tuesday | W | 49-20 |
| 12/31/04 | vs. Louisville* | Friday | L | 40-44 | 11/12/10 | @ Idaho | Friday | W | 52-14 |
| 09/21/05 | Bowling Green | Wednesday | W | 48-20 | 11/19/10 | Fresno State | Friday | W | 51-0 |
| 11/10/05 | @ Fresno State | Thursday | L | 7-27 | 11/26/10 | @ (19) Nevada | Friday | L | 31-34 (OT) |
| 12/28/05 | vs. Boston College* | Wednesday | L | 21-27 | 12/22/10 | vs. (19) Utah* | Wednesday | W | 26-3 |
| 08/31/06 | Sacramento State | Thursday | W | 45-0 | 09/16/11 | @ Toledo | Friday | W | 40-15 |
| 09/07/06 | Oregon State | Thursday | W | 42-14 | 10/07/11 | @ Fresno State | Friday | W | 57-7 |
| 10/15/06 | @ New Mexico State | Sunday | W | 40-28 | 12/22/11 | vs. Arizona State* | Thursday | W | 56-24 |
| 11/01/06 | Fresno State | Wednesday | W | 45-21 | 08/31/12 | @ Michigan State | Friday | L | 13-17 |
| 01/01/07 | vs. (7) Oklahoma* | Monday | W | 43-42 (OT) | 09/20/12 | BYU | Thursday | W | 7-6 |
| 08/31/07 | Weber State | Friday | W | 56-7 | 09/13/13 | Air Force | Friday | W | 42-20 |
| 09/27/07 | Southern Miss | Thursday | W | 38-16 | 09/20/13 | @ Fresno State | Friday | L | 40-41 |
| 10/07/07 | New Mexico State | Sunday | W | 58-0 | 10/25/13 | @ BYU | Friday | L | 20-37 |
| 10/14/07 | Nevada | Sunday | W | 69-67 (4 OT) | 12/24/13 | vs. Oregon State * | Tuesday | L | 23-38 |
| 10/26/07 | @ Fresno State | Friday | W | 34-21 | 08/28/14 | vs. Ole Miss | Thursday | L | 13-35 |
| 11/23/07 | @ (13) Hawaii | Friday | L | 27-39 | 10/17/14 | Fresno State | Friday | W | 37-27 |
| 12/23/07 | vs. East Carolina* | Friday | L | 38-41 | 10/24 | BYU | Friday | | |
| 10/01/08 | Louisiana Tech | Wednesday | W | 38-3 | | | | | |
| 10/17/08 | Hawaii | Friday | W | 27-7 | | | | | |
| 10/24/08 | @ San Jose State | Friday | W | 33-16 | | | | | |
| 11/28/08 | Fresno State | Friday | W | 61-10 | | | | | |
| 12/23/08 | vs. (11) TCU* | Tuesday | L | 16-17 | | | | | |

* Bowl Game

Broken Down by Day of the Week:

| DAY | REGULAR SEASON | BOWL GAME |
|--------------|----------------|------------|
| Monday | 1-0 | 2-0 |
| Tuesday | 1-0 | 2-2 |
| Wednesday | 4-0 | 1-1 |
| Thursday | 6-2 | 1-0 |
| Friday | 21-5 | 0-2 |
| Sunday | 3-0 | -- |
| TOTAL | 36-7 | 6-5 |



NATIONAL TV GAMES (SINCE 1996): 78-18

| DATE | OPPONENT | LOC | W/L | SCORE | TV | DATE | OPPONENT | LOC | W/L | SCORE | TV |
|----------|----------------|-----|-----|-------------|----------|----------|-----------------|-----|-----|------------|-----------|
| 12/30/99 | Louisville | H | W | 34-31 | ESPN | 09/03/11 | Georgia | N | W | 35-21 | ESPN |
| 12/28/00 | UTEP | H | W | 38-23 | ESPN | 09/16/11 | Toledo | A | W | 40-15 | ESPN |
| 10/19/01 | Fresno State | A | W | 35-30 | ESPN | 09/24/11 | Tulsa | H | W | 41-21 | CBS SN |
| 10/18/02 | Fresno State | H | W | 67-21 | ESPN | 10/01/11 | Nevada | H | W | 30-10 | VERSUS |
| 12/31/02 | Iowa State | H | W | 34-16 | ESPN | 10/07/11 | Fresno State | A | W | 57-7 | ESPN |
| 10/30/03 | BYU | A | W | 50-12 | ESPN | 10/15/11 | Colorado State | A | W | 63-13 | The Mtn. |
| 11/02/03 | Fresno State | A | W | 31-17 | ESPN2 | 10/22/11 | Air Force | H | W | 37-26 | VERSUS |
| 12/06/03 | Hawaii | A | W | 45-28 | ESPN2 | 11/05/11 | UNLV | A | W | 48-21 | CBS SN |
| 12/23/03 | TCU | N | W | 34-31 | ESPN | 11/12/11 | TCU | H | L | 35-36 | VERSUS |
| 09/10/04 | Oregon State | H | W | 53-34 | ESPN | 11/19/11 | San Diego State | A | W | 52-35 | CBS SN |
| 09/24/04 | BYU | H | W | 28-27 | ESPN | 11/26/11 | Wyoming | H | W | 36-14 | The Mtn. |
| 10/23/04 | Fresno State | H | W | 33-16 | ESPN2 | 12/03/11 | New Mexico | H | W | 45-0 | The Mtn. |
| 10/29/04 | Hawaii | H | W | 69-3 | ESPN2 | 12/22/11 | Arizona State | N | W | 56-24 | ESPN |
| 11/13/04 | San Jose State | A | W | 56-49 (2OT) | ESPN2 | 08/31/12 | Michigan State | A | L | 13-17 | ESPN |
| 11/22/04 | Nevada | A | W | 58-21 | ESPN | 09/15/12 | Miami (Ohio) | H | W | 39-12 | NBC SN |
| 12/31/04 | Louisville | N | L | 41-44 | ESPN | 09/20/12 | BYU | H | W | 7-6 | ESPN |
| 09/03/05 | Georgia | A | L | 13-48 | ESPN | 10/13/12 | Fresno State | H | W | 20-10 | NBC SN |
| 09/21/05 | Bowling Green | H | W | 48-20 | ESPN2 | 10/20/12 | UNLV | H | W | 32-7 | NBC SN |
| 11/10/05 | Fresno State | A | L | 7-27 | ESPN | 10/27/12 | Wyoming | A | W | 45-14 | CBS SN |
| 12/28/05 | Boston College | H | L | 20-27 | ESPN | 11/03/12 | San Diego State | H | L | 19-21 | CBS SN |
| 09/07/06 | Oregon State | H | W | 42-14 | ESPN | 11/10/12 | Hawai'i | A | W | 49-14 | NBC SN |
| 10/15/06 | New Mexico St. | A | W | 40-28 | ESPN | 11/17/12 | Colorado State | H | W | 42-14 | NBC SN |
| 11/01/06 | Fresno State | H | W | 45-21 | ESPN2 | 12/01/12 | Nevada | A | W | 27-21 | ABC |
| 11/25/06 | Nevada | A | W | 38-7 | ESPN2 | 12/22/12 | Washington | N | W | 28-26 | ESPN |
| 01/01/07 | Oklahoma | N | W | 43-42 (OT) | FOX | 08/31/13 | Washington | A | L | 6-38 | FS1 |
| 09/27/07 | Southern Miss | H | W | 38-16 | ESPN | 09/13/13 | Air Force | H | W | 42-20 | ESPN |
| 10/07/07 | New Mexico St. | H | W | 58-0 | ESPN | 09/20/13 | Fresno State | A | L | 40-41 | ESPN |
| 10/14/07 | Nevada | H | W | 69-67 (4OT) | ESPN | 09/28/13 | Southern Miss | H | W | 60-7 | ESPNU |
| 10/26/07 | Fresno State | A | W | 34-21 | ESPN2 | 10/12/13 | Utah State | A | W | 34-23 | CBS SN |
| 11/23/07 | Hawaii | A | L | 27-39 | ESPN2 | 10/19/13 | Nevada | H | W | 34-17 | CBS SN |
| 12/23/07 | East Carolina | N | L | 38-41 | ESPN | 10/25/13 | BYU | A | L | 20-37 | ESPN |
| 10/01/08 | Louisiana Tech | H | W | 38-3 | ESPN | 11/02/13 | Colorado State | A | W | 42-30 | CBS SN |
| 10/11/08 | Southern Miss | A | W | 24-7 | CBS CTV | 11/16/13 | Wyoming | H | W | 48-7 | ESPN2 |
| 10/17/08 | Hawaii | H | W | 27-7 | ESPN | 11/23/13 | San Diego State | A | L | 31-34 (OT) | CBS SN |
| 10/24/08 | San Jose State | A | W | 33-16 | ESPN2 | 11/30/13 | New Mexico | H | W | 45-17 | ESPN2 |
| 11/21/08 | Nevada | A | W | 41-34 | ESPN2 | 12/24/13 | Oregon State | N | L | 23-38 | ESPN |
| 11/28/08 | Fresno State | H | W | 61-10 | ESPN2 | 08/28/14 | Ole Miss | N | L | 13-35 | ESPN |
| 12/23/08 | TCU | N | L | 16-17 | ESPN | 09/06/14 | Colorado State | H | W | 37-24 | ESPN2 |
| 09/03/09 | Oregon | H | W | 19-8 | ESPN | 09/13/14 | Connecticut | A | W | 38-21 | ABC/ESPN2 |
| 09/09/09 | Fresno State | A | W | 51-34 | ESPN | 09/20/14 | Louisiana | H | W | 34-9 | CBS SN |
| 10/14/09 | Tulsa | A | W | 28-21 | ESPN | 09/27/14 | Air Force | A | L | 14-28 | CBS SN |
| 11/06/09 | Louisiana Tech | A | W | 45-35 | ESPN2 | 10/04/14 | Nevada | A | W | 51-46 | CBS SN |
| 11/14/09 | Idaho | H | W | 63-25 | ESPNU | 10/17/14 | Fresno State | H | W | 37-27 | ESPN |
| 11/20/09 | Utah State | A | W | 52-21 | ESPN2 | 10/24/14 | BYU | H | | | ESPN |
| 11/27/09 | Nevada | A | W | 44-33 | ESPN2 | 11/08/14 | New Mexico | A | | | CBS SN |
| 01/04/10 | TCU | N | W | 17-10 | FOX | 11/15/14 | San Diego State | H | | | ESPN FAM |
| 09/06/10 | Virginia Tech | N | W | 33-30 | ESPN | 11/22/14 | Wyoming | A | | | ESPN FAM |
| 09/18/10 | Wyoming | A | W | 51-6 | CBS CTV | 11/29/14 | Utah State | H | | | ESPN FAM |
| 09/25/10 | Oregon State | H | W | 37-24 | ABC | | | | | | |
| 10/26/10 | Louisiana Tech | H | W | 49-20 | ESPN2 | | | | | | |
| 11/06/10 | Hawaii | H | W | 42-7 | ESPNU/3D | | | | | | |
| 11/12/10 | Idaho | A | W | 52-14 | ESPN2/3D | | | | | | |
| 11/19/10 | Fresno State | H | W | 51-0 | ESPN2 | | | | | | |
| 11/26/10 | Nevada | A | L | 31-34 (OT) | ESPN | | | | | | |
| 12/22/10 | Utah | N | W | 26-3 | ESPN | | | | | | |



NON-OFFENSIVE TOUCHDOWNS SINCE 1999

1999 (3)

... Kareem Williams 34-yard fumble recovery vs. E. Washington (Oct. 9)
..... Gavin Reed 15-yard blocked punt return vs. Nevada (Oct. 23)
..... Kareem Williams 44-yard interception return vs. Idaho (Nov. 20)
..... Shaunard Harts 80-yard interception return vs. Louisville (Dec. 30)

2000 (3)

..... Shaunard Harts 34-yard interception return vs. New Mexico (Sept. 2)
..... Julius Brown 47-yard interception return vs. North Texas (Oct. 21)
..... LaGary Mitchell 5-yard blocked punt return vs. Utah State (Nov. 11)

2001 (3)

..... Wes Nurse 27-yard blocked punt return vs. Louisiana Tech (Nov. 3)
..... David Mikell 98-yard kickoff return vs. Hawaii (Nov. 10)
... Quintin Mikell 28-yard interception return vs. San Jose State (Nov. 17)

2002 (4)

..... Travis Burgher 18-yard interception return vs. Wyoming (Sept. 14)
..... Julius Brown 38-yard fumble recovery vs. Utah State (Sept. 28)
..... Chris Carr 0-yard blocked punt return vs. Hawaii (Oct. 5)
..... Chris Barrios 23-yard interception return vs. Fresno State (Oct. 18)

2003 (4)

..... Tim Gilligan 62-yard punt return vs. Oregon State (Sept. 20)
..... Gabe Franklin 19-yard fumble recovery vs. San Jose State (Oct. 25)
..... Cam Hall blocked punt return vs. BYU (Oct. 30)
..... Wes Nurse 42-yard interception return vs. BYU (Oct. 30)

2004 (7)

..... Chris Carr 62-yard punt return vs. Idaho (Sept. 4)
..... Korey Hall 46-yard interception return vs. Oregon State (Sept. 10)
..... Chris Carr 78-yard punt return vs. SMU (Oct. 2)
... Ashlie Nyong-Dunham 2-yard blocked punt return vs. Tulsa (Oct. 16)
..... Chris Barrios 50-yard interception return vs. Hawaii (Oct. 29)
..... Cam Hall 52-yard interception return vs. Nevada (Nov. 27)
..... Andy Avalos 92-yard interception return vs. Louisville (Dec. 31)

2005 (8)

..... Lee Marks 92-yard kickoff return vs. Bowling Green (Sept. 21)
..... Marty Tadman 40-yard interception return vs. Hawaii (Oct. 1)
..... Quinton Jones 92-yard punt return vs. Hawaii (Oct. 1)
..... Orlando Scandrick 69-yard blocked FG return vs. Hawaii (Oct. 1)
..... Quinton Jones 73-yard punt return vs. Idaho (Nov. 19)
..... Austin Smith 39-yard fumble recovery vs. Idaho (Nov. 19)
..... Orlando Scandrick 50-yard interception return vs. Idaho (Nov. 19)
..... Quinton Jones 92-yard punt return vs. Boston College (Dec. 28)

2006 (4)

..... Quinton Jones 61-yard interception return vs. Wyoming (Sept. 16)
..... Colt Brooks 12-yard interception return vs. Utah (Sept. 30)
... Marty Tadman 98-yard interception return vs. Louisiana Tech (Oct. 7)
..... Marty Tadman 27-yard interception return vs. Oklahoma (Jan. 1)

2007 (3)

..... Ia Falo 16-yard blocked punt return vs. Utah State (Nov. 10)
..... Marty Tadman 47-yard fumble recovery vs. East Carolina (Dec. 23)
..... Austin Smith 89-yard kickoff return vs. East Carolina (Dec. 23)

2008 (5)

..... Kyle Wilson 71-yard punt return vs. New Mexico State (Nov. 1)
..... Ellis Powers 4-yard fumble recovery vs. Utah State (Nov. 8)
..... Ellis Powers 45-yard fumble recovery vs. Idaho (Nov. 15)
..... Kyle Wilson 79-yard punt return vs. Idaho (Nov. 15)
..... Kyle Wilson 90-yard punt return vs. Fresno State (Nov. 28)

2009 (6)

.. Winston Venable 30-yard interception return vs. Fresno State (Sept. 18)
..... Kyle Wilson 27-yard interception return vs. San Jose State (Oct. 31)
..... Titus Young 100-yard kickoff return vs. Idaho (Nov. 14)
..... Kyle Wilson 71-yard interception return vs. Idaho (Nov. 14)
..... Titus Young 95-yard kickoff return vs. Nevada (Nov. 27)
..... Brandyn Thompson, 51-yard interception return vs. TCU (Jan. 4)

2010 (5)

..... Shea McClellin 0-yard fumble recovery vs. Wyoming (Sept. 18)
..... Shea McClellin 36-yard interception return vs. Toledo (Oct. 9)
..... Aaron Tevis 43-yd interception return vs. San Jose State (Oct. 16)
..... Chris Potter 76-yard punt return vs. Idaho (Nov. 12)
..... Derrell Acrey 31-yard interception return vs. Utah State (Dec. 4)

2011 (5)

..... Hunter White 16-yard fumble recovery vs. Air Force (Oct. 22)
..... Tyrone Crawford 32-yard fumble recovery vs. TCU (Nov. 12)
..... Doug Martin 100-yard kickoff return vs. Arizona State (Dec. 22)
... Jamar Taylor 100-yard interception return vs. Arizona State (Dec. 22)
..... Travis Stanaway 26-yard fumble return vs. Arizona State (Dec. 22)

2012 (5)

... Jeremy Ioane 43-yard interception return vs. Michigan State (Aug. 31)
..... Mike Atkinson 36-yard interception return vs. BYU (Sept. 20)
..... Jerrell Gavins 16-yard fumble recovery vs. UNLV (Oct. 20)
..... Corey Bell 19-yard fumble recovery vs. Wyoming (Oct. 27)
..... Demarcus Lawrence 25-yd fumble recovery vs. Hawaii (Nov. 10)

2013 (2)

..... Bryan Douglas 33-yard interception return vs. UT Martin (Sept. 7)
..... Bryan Douglas 100-yard kick return vs. San Diego State (Nov. 23)

2014 (3)

..... Tanner Vallejo 31-yard fumble recovery vs. Connecticut (Sept. 13)
... Donte Deayon 50-yard interception return vs. Connecticut (Sept. 13)
..... Tyler Gray 32-yard interception return vs. Nevada (Oct. 4)



THE LAST TIME... INDIVIDUAL

TOTAL OFFENSE

Yards

500+ Kellen Moore (507)
 Nov. 6, 2010; Hawai'i
 400+ Grant Hedrick (432)
 Sept. 6, 2014; Colorado State
 300+ Grant Hedrick (386)
 Oct. 4, 2014; Nevada

PASSING

Yards

500+ Kellen Moore (507)
 Nov. 6, 2010; Hawai'i
 400+ Kellen Moore (455)
 Sept. 16, 2011; Toledo
 300+ Grant Hedrick (346)
 Oct. 4, 2014; Nevada

300+ Passing at Halftime

..... Kellen Moore (322; 26-of-32)
 Nov. 6, 2010; Hawai'i

Attempts

60+ Ryan Dinwiddie (60)
 Oct. 4, 2003; Louisiana Tech
 50+ Travis Stuart (51)
 Oct. 31, 1993; Montana State
 40+ Grant Hedrick (46)
 Aug. 28, 2014; Ole Miss
 30+ Grant Hedrick (30)
 Oct. 17, 2014; Fresno State

Completions

40+ Ryan Dinwiddie (40)
 Oct. 4, 2003; Louisiana Tech
 30+ Grant Hedrick (36)
 Aug. 28, 2014; Ole Miss
 20+ Grant Hedrick (21)
 Oct. 17, 2014; Fresno State

Pass Percentage (Min. 15 Attempts)

.800+ Grant Hedrick (.839/26-31)
 Oct. 4, 2014; Nevada
 .700+ Grant Hedrick (.700/21-30)
 Oct. 17, 2014; Fresno State
 .600+ Grant Hedrick (.700/21-30)
 Oct. 17, 2014; Fresno State

Touchdown Passes

6+ Jim McMillan (6)
 Nov. 16, 1974; Montana
 5+ Grant Hedrick (5)
 Nov. 2, 2013; Colorado State
 4+ Grant Hedrick (5)
 Nov. 2, 2013; Colorado State
 3+ Grant Hedrick (3)
 Nov. 30, 2013; New Mexico

Passes Had Intercepted

5+ Mike Virden (6)
 Oct. 28, 1989; Montana
 4+ Grant Hedrick (4)
 Sept. 27, 2014; Air Force
 3+ Grant Hedrick (4)
 Sept. 27, 2014; Air Force

RUSHING

Yards

250+ Eron Hurley (254)
 Nov. 21, 1998; Idaho
 200+ Jay Ajayi (219)
 Sept. 6, 2014; Colorado State
 150+ Jay Ajayi (158)
 Oct. 17, 2014; Fresno State
 100+ Jay Ajayi (158)
 Oct. 17, 2014; Fresno State

100-Yards by Halftime

..... Jay Ajayi (120)
 Sept. 20, 2014; Louisiana

Multiple Players with 100+

..... Jay Ajayi (222) / Grant Hedrick (115)
 Oct. 19, 2013; Nevada

Attempts

35+ Doug Martin (36)
 Nov. 19, 2011; San Diego State
 30+ Jay Ajayi (30)
 Oct. 17, 2014; Fresno State
 25+ Jay Ajayi (30)
 Oct. 17, 2014; Fresno State
 20+ Jay Ajayi (30)
 Oct. 17, 2014; Fresno State

Yards Per Carry (Min. 10 Attempts)

10.0+ D.J. Harper (10.7)
 Nov. 17, 2012; Colorado State
 8.0+ Jay Ajayi (9.2)
 Oct. 19, 2013; Nevada
 6.0+ Jay Ajayi (6.6)
 Sept. 6, 2014; Colorado State

Touchdowns

5+ Ian Johnson (5)
 Sept. 7, 2006; Oregon State
 4+ Jay Ajayi (4)
 Sept. 13, 2013; Air Force
 3+ Jay Ajayi (3)
 Oct. 4, 2014; Nevada

Longest Run From Scrimmage

80+ D.J. Harper (80)
 Nov. 17, 2012; Colorado State
 70+ Jay Ajayi (74)
 Oct. 4, 2014; Nevada
 60+ Jay Ajayi (74)
 Oct. 4, 2014; Nevada
 50+ Jay Ajayi (54)
 Oct. 17, 2014; Fresno State
 40+ Jay Ajayi (54) /
 Shane Williams-Rhodes (49)
 Oct. 17, 2014; Fresno State

RECEIVING

Receptions

15+ Tim Gilligan (16)
 Oct. 4, 2003; Louisiana Tech
 10+ Shane Williams-Rhodes (14) /
 Jay Ajayi (12)
 Aug. 28, 2014; Ole Miss
 8+ Matt Miller (8)
 Sept. 6, 2014; Colorado State
 5+ Shane Williams-Rhodes (6)
 Oct. 4, 2014; Nevada

10 Receptions at Halftime

..... Shane Williams-Rhodes (10)
 Nov. 16, 2013; Wyoming

Yards

250+ Tim Gilligan (255)
 Oct. 4, 2003; Louisiana Tech
 200+ Matt Miller (206)
 Dec. 24, 2013; Oregon State
 150+ Matt Miller (151)
 Sept. 6, 2014; Colorado State
 100+ Matt Miller (107)
 Sept. 20, 2014; Louisiana

100+ Receiving at Halftime

..... Jay Ajayi (104; 4 receptions)
 Nov. 30, 2013; New Mexico

Multiple Receivers w/ 10-plus Catches

... Shane Williams-Rhodes (14) / Jay Ajayi (12)
 Aug. 28, 2014; Ole Miss

Multiple 100-yard Receivers

..... Matt Miller (111) / Jay Ajayi (105)
 Nov. 30, 2013; New Mexico

Yards Per Catch (Min. Five Receptions)

40.0+ Al Marshall (40.8/5-204)
 Nov. 4, 1972; Portland State
 30.0+ Jeb Putzier (31.8/6-191)
 Nov. 17, 2001; San Jose State
 20.0+ Matt Miller (21.4/5-107)
 Sept. 20, 2014; Louisiana



THE LAST TIME... INDIVIDUAL

Touchdowns

4+ Austin Pettis (4)
 Nov. 14, 2009; Idaho
 3+ Matt Miller (3)
 Nov. 30, 2013; New Mexico
 2+ Matt Miller (2)
 Sept. 13, 2014; Connecticut

Longest Reception

90+ Lawrence Bady (98)
 Oct. 18, 2003; SMU
 80+ Matt Miller (85)
 Dec. 24, 2013; Oregon State
 70+ Matt Miller (85)
 Dec. 24, 2013; Oregon State
 60+ Matt Miller (85)
 Dec. 24, 2013; Oregon State
 50+ Chaz Anderson (55)
 Oct. 4, 2014; Nevada

MISC.

100+ Yard Rush/Receiving

..... Jay Ajayi
 147 rushing/105 receiving
 Nov. 30, 2013; New Mexico

Threw and Caught a TD Pass

..... Grant Hedrick (21-yd passes/9-yd catch)
 Oct. 17, 2014; Fresno State

Fumble Recovered for a TD

..... Tanner Vallejo (31-yard recovery)
 Sept. 13, 2014; Connecticut

Multiple Players Threw for TDs

4+ Kellen Moore (2) / Tanyon Bissell (1) /
 Mike Coughlin (1) / Vinny Perretta (1)
 Nov. 8, 2008; Utah State
 3+ Kellen Moore (2) / Tanyon Bissell (1) /
 Mike Coughlin (1) / Vinny Perretta (1)
 Nov. 8, 2008; Utah State
 2+ Grant Hedrick (1) / Thomas Sperbeck (1)
 Oct. 17, 2014; Fresno State

DEFENSE

Interceptions

4+ Steve Forrey (4)
 1968; Idaho State
 3+ Brandyn Thompson (3)
 Oct. 17, 2008; Hawai'i
 2+ Darian Thompson (2)
 Oct. 4, 2014; Nevada

Interception Return for a TD

..... Tyler Gray (32)
 Oct. 4, 2014; Nevada

Total Tackles

25+ Scott Russell (28)
 Sept. 17, 1988; Northern Arizona
 20+ Scott Russell (28)
 Sept. 17, 1988; Northern Arizona
 15+ J.C. Percy (17)
 Dec. 22, 2012; Washington
 10+ Tyler Gray (11)
 Oct. 17, 2014; Fresno State

Solo Tackles

10+ Chancellor James (10)
 Sept. 27, 2014; Air Force

Sacks

4+ Chris Wing (4.0)
 Sept. 7, 1996; Portland State
 3+ Demarcus Lawrence (3.5)
 Oct. 19, 2013; Nevada
 2+ Tyler Gray (2.0)
 Oct. 17, 2014; Fresno State

Tackles For Loss

4+ Shea McClellin (4.0)
 Sept. 6, 2010; Virginia Tech
 3+ Tanner Vallejo (3.0)
 Oct. 4, 2014; Nevada

SPECIAL TEAMS

Kickoff Returns

7+ Robby Washington (7)
 Oct. 28, 1989; Montana
 6+ Dallas Burroughs (6)
 Oct. 4, 2014; Nevada
 5+ Dallas Burroughs (6)
 Oct. 4, 2014; Nevada

Longest Kickoff Return

90+ Bryan Douglas (100)
 Nov. 23, 2013; San Diego State
 80+ Bryan Douglas (100)
 Nov. 23, 2013; San Diego State
 70+ Bryan Douglas (76)
 Nov. 30, 2013; New Mexico
 60+ Bryan Douglas (76)
 Nov. 30, 2013; New Mexico
 50+ Bryan Douglas (76)
 Nov. 30, 2013; New Mexico

Kickoff Return for a TD

..... Bryan Douglas (100)
 Nov. 23, 2013; San Diego State

Punt Return

9+ Rick Woods (9)
 Oct. 20, 1979; Idaho State
 7+ Quinton Jones (7)
 Dec. 28, 2005; Boston College
 6+ Kyle Wilson (6)
 Nov. 21, 2008; Nevada

Punt Return Yardage

150+ Quinton Jones (151)
 Dec. 28, 2005; Boston College
 100+ Chris Potter (106)
 Nov. 12, 2010; Idaho

Longest Punt Return

90+ Kyle Wilson (90)
 Nov. 28, 2008; Fresno State
 80+ Kyle Wilson (90)
 Nov. 28, 2008; Fresno State
 70+ Chris Potter (76)
 Nov. 12, 2010; Idaho
 60+ Mitch Burroughs (64)
 Oct. 15, 2011; Colorado State
 50+ Mitch Burroughs (64)
 Oct. 15, 2011; Colorado State

Punt Return for a TD

..... Chris Potter (73)
 Nov. 12, 2010; Idaho

Punts

10+ Danny Weeks (11)
 Oct. 26, 1991; Nevada
 8+ Kyle Brotzman (8)
 Jan. 4, 2010; TCU
 6+ Sean Wale (7)
 Sept. 13, 2014; Connecticut

Punt Average (Min. Five Punts)

50.0+ Trevor Harman (53.2/5-266)
 Nov. 12, 2010; Idaho
 48.0+ Trevor Harman (53.2/5-266)
 Nov. 12, 2010; Idaho
 46.0+ Brad Elkin (47.0/5-235)
 Oct. 7, 2011; Fresno State

Field Goals

5+ Roberto Moran (5)
 Nov. 2, 1985; Idaho State
 4+ Kyle Brotzman (4)
 Oct. 24, 2009; Hawaii
 3+ Dan Goodale (3)
 Oct. 17, 2014; Fresno State

Long Field Goals

55+ Roberto Moran (56)
 Sept. 14, 1985; UC Davis
 50+ Kyle Brotzman (50)
 Nov. 19, 2010; Fresno State
 45+ Dan Goodale (47)
 Nov. 16, 2013; Wyoming

Points After Touchdown

10+ Anthony Montgomery (10)
 Nov. 19, 2005; Idaho
 9+ Dan Goodale (9)
 Sept. 7, 2013; UT Martin
 8+ Dan Goodale (9)
 Sept. 7, 2013; UT Martin



THE LAST TIME... TEAM

OFFENSE - TEAM

Yards of Total Offense

| | |
|------|----------------------|
| 700+ | Colorado State (742) |
| 500+ | Oct. 15, 2011 |
| 600+ | Colorado State (676) |
| 500+ | Sept. 6, 2014 |
| 500+ | Nevada (570) |
| | Oct. 4, 2014 |

Fewest Yards of Total Offense

| | |
|------|-------------------|
| 100- | Fresno State (69) |
| | Sept. 17, 1977 |
| 200- | Montana (191) |
| | Oct. 12, 1991 |
| 300- | Connecticut (292) |
| | Sept. 13, 2014 |

Passing Yards

| | |
|------|----------------|
| 500+ | Hawai'i (507) |
| | Nov. 6, 2010 |
| 400+ | Toledo (465) |
| | Sept. 16, 2011 |
| 300+ | Nevada (346) |
| | Oct. 4, 2014 |

Fewest Passing Yards

| | |
|------|-----------------------|
| 50- | Northern Arizona (49) |
| | Nov. 11, 1978 |
| 100- | North Texas (78) |
| | Oct. 18, 1997 |
| 150- | Fresno State (120) |
| | Oct. 13, 2012 |

Passing Touchdowns

| | |
|----|--------------------|
| 6+ | Idaho (6) |
| | Nov. 14, 2009 |
| 5+ | Colorado State (5) |
| | Nov. 2, 2013 |
| 4+ | New Mexico (4) |
| | Nov. 30, 2013 |

Rushing Yards

| | |
|------|----------------------|
| 500+ | Montana (531) |
| | Oct. 27, 1973 |
| 400+ | Nevada (407) |
| | Oct. 19, 2013 |
| 300+ | Colorado State (324) |
| | Sept. 6, 2014 |

Fewest Rushing Yards

| | |
|------|------------------------|
| 0- | Northern Arizona (-11) |
| | Oct. 9, 1993 |
| 50- | Michigan State (37) |
| | Aug. 31, 2012 |
| 100- | Air Force (97) |
| | Sept. 27, 2014 |

Rushing Touchdowns

| | |
|----|--------------------|
| 8+ | San Jose State (8) |
| | Nov. 13, 2004 |
| 7+ | Weber State (7) |
| | Aug. 30, 2007 |
| 6+ | Utah State (6) |
| | Nov. 20, 2009 |
| 5+ | Nevada (5) |
| | Oct. 19, 2013 |

Points Scored

| | |
|-----|--------------------|
| 70+ | Idaho (70) |
| | Nov. 19, 2005 |
| 60+ | Southern Miss (60) |
| | Sept. 28, 2013 |
| 50+ | Nevada (51) |
| | Oct. 4, 2014 |
| 40+ | Nevada (51) |
| | Oct. 4, 2014 |

Fewest Points Scored

| | |
|-----|----------------------|
| 0 | Washington State (0) |
| | Sept. 27, 1997 |
| 7- | Washington (6) |
| | Aug. 31, 2013 |
| 14- | Air Force (14) |
| | Sept. 27, 2014 |

Scoring Differential (+)

| | |
|-----|---------------------------|
| 50+ | Southern Miss (60-7; +53) |
| | Sept. 28, 2013 |
| 40+ | Wyoming (48-7; +41) |
| | Nov. 16, 2013 |
| 30+ | Wyoming (48-7; +41) |
| | Nov. 16, 2013 |
| 20+ | Louisiana (34-9; +25) |
| | Sept. 20, 2014 |

DEFENSE - TEAM

Fumbles Recovered

| | |
|----|----------------------------|
| 6+ | Northeastern Louisiana (6) |
| | Nov. 15, 1986 |
| 5+ | Eastern Washington (5) |
| | Oct. 14, 2000 |

Interceptions

| | |
|----|-------------------|
| 7+ | Cal Poly (7) |
| | Nov. 17, 1979 |
| 6+ | Northern Iowa (6) |
| | Nov. 24, 1990 |
| 5+ | Idaho (5) |
| | Nov. 14, 2009 |
| 4+ | Nevada (4) |
| | Oct. 4, 2014 |

Fewest Yards Allowed

| | |
|------|----------------------|
| 50- | Humboldt State (35) |
| | Sept. 13, 1986 |
| 100- | San Jose State (80) |
| | Oct. 16, 2010 |
| 150- | Nevada (123) |
| | Oct. 1, 2011; Nevada |

Most Total Yards Allowed

| | |
|------|----------------------|
| 600+ | Colorado State (626) |
| | Nov. 2, 2013 |
| 500+ | Colorado State (626) |
| | Nov. 2, 2013 |
| 400+ | Nevada (460) |
| | Oct. 4, 2014 |

Fewest Passing Yards Allowed

| | |
|------|-----------------------|
| 0- | Northern Arizona (-4) |
| | Oct. 25, 1975 |
| 50- | Air Force (48) |
| | Sept. 27, 2014 |
| 100- | Air Force (48) |
| | Sept. 27, 2014 |

Most Passing Yards Allowed

| | |
|------|------------------------|
| 600+ | Louisiana Tech (602) |
| | Oct. 3, 1998 |
| 500+ | New Mexico State (526) |
| | Oct. 15, 2006 |
| 400+ | Colorado State (434) |
| | Sept. 6, 2014 |

Fewest Rushing Yards Allowed

| | |
|------|------------------|
| 0- | Hawaii (-14) |
| | Nov. 10, 2012 |
| 50- | Connecticut (48) |
| | Sept. 13, 2014 |
| 100- | Louisiana (67) |
| | Sept. 20, 2014 |

Most Rushing Yards Allowed

| | |
|------|------------------|
| 400+ | Rice (430) |
| | Oct. 6, 2001 |
| 300+ | New Mexico (300) |
| | Nov. 30, 2013 |
| 200+ | Air Force (287) |
| | Sept. 27, 2014 |

Fewest Points Allowed

| | |
|----|----------------|
| 0- | New Mexico (0) |
| | Dec. 3, 2011 |
| 3- | New Mexico (0) |
| | Dec. 3, 2011 |
| 7- | Wyoming (7) |
| | Nov. 16, 2013 |

Most Points Allowed

| | |
|-----|---------------|
| 60+ | Nevada (67) |
| | Oct. 14, 2007 |
| 50+ | Nevada (67) |
| | Oct. 14, 2007 |
| 40+ | Nevada (46) |
| | Oct. 4, 2014 |



GAME-BY-GAME SUMMARIES

GAME ONE

Boise State vs.


(18/19) Ole Miss

Aug. 28, 2014

Georgia Dome • Atlanta

Att.: 32,823 • TV: ESPN

ATLANTA (AP) – Boise State trailed just 7-6 entering the third quarter, but Ole Miss scored 28 points in the final period - and the Broncos added just one more touchdown - en route to a 35-13 victory in the Chick-fil-A-Kickoff Game at the Georgia Dome. Grant Hedrick was 36-of-46 for 264 yards and a touchdown, but tossed four interceptions. The Rebels' Bo Wallace went 25-for-36 for 387 yards, adding four touchdowns to three interceptions. Laqun Treadwell (105) and Cody Core (110) each went over 100 yards receiving, as Treadwell added a touchdown and Core added a pair. Jay Ajayi led the Broncos with 86 yards rushing and 93 yards receiving, hauling in a career-high 12 receptions.



SCORE BY QUARTER

| | | | | | |
|-------------|---|---|---|----|----|
| Boise State | 0 | 3 | 3 | 7 | 13 |
| Ole Miss | 7 | 0 | 0 | 28 | 35 |

SCORING SUMMARY

FIRST QUARTER

0:57 OM Core 30-yard pass from Wallace (Fletcher kick) 9 plays, 80 yards, TOP: 3:26

SECOND QUARTER

7:58 BSU Goodale 25-yd field goal 12 plays, 65 yards, TOP: 5:16

THIRD QUARTER

1:02 BSU Goodale 43-yd field goal 9 plays, 42 yards, TOP: 3:36

FOURTH QUARTER

12:26 OM Treadwell 14-yd pass from Wallace (Fletcher kick) 11 plays, 75 yards, TOP: 3:36

10:05 OM Adeboyejo 31-yd pass from Wallace (Fletcher kick) 2 plays, 40 yards, TOP: 0:36

7:45 OM Core 76-yd pass from Wallace (Fletcher kick) 1 play, 76 yards, TOP: 0:11

4:26 BSU Ajayi 9-yd pass from Hedrick (Goodale kick) 12 plays, 73 yards, TOP: 3:11

2:50 OM Dodson 19-yd run (Fletcher kick) 5 plays, 40 yards, TOP: 1:35

TEAM STATISTICS

| | BSU | OM |
|-----------------------------|-----------------|--------------|
| First Downs | 26 | 22 |
| Net Yards Rushing | 135 | 71 |
| Net Yards Passing | 264 | 387 |
| Completions-Attempts-Int. | 36-48-4 | 25-36-3 |
| Total Offense (plays-yards) | 85-399 | 70-458 |
| Fumbles: Number-Lost | 1-0 | 1-0 |
| Penalties: Number-Yards | 9-72 | 14-78 |
| Punts-Yards | 5-169 (33.8) | 4-189 (47.2) |
| Kickoff returns-Yds-TD | 6-135-0 (22.5) | 1-3-0 (3.0) |
| Punt returns-Yards-TD | 1-(-2)-0 (-2.0) | 1-2-0 (2.0) |
| Interceptions-Yds-TD | 3-7-0 | 4-23-0 |
| Time of Possession | 36:14 | 23:46 |
| Third-Down Conversions | 5-of-15 | 5-of-13 |
| Fourth-Down Conversions | 1-of-2 | 1-of-2 |
| Red-Zone Scores-Chances | 2-for-3 | 2-for-4 |
| Sacks By: Number-Yards | 2-9 | 3-36 |

INDIVIDUAL STATISTICS

Boise State

Rushing (Rushes-Yards-TDs): Ajayi (20-86-0), Hedrick (14-24-0), Williams-Rhodes (1-23-0), Demas (1-3-0).

Passing (Comp.-Att.-TD-Int.-Yards): Hedrick (36-46-1-4-264), Miller (0-2-0-0-0).

Receiving (Receptions-Yards-TDs): Williams-Rhodes (14-53-0), Ajayi (12-93-1), Miller (6-84-0), Roh (4-34-0).

Interceptions: Gray, (1), Ioane (1), Thompson (1).

Sacks: Horn (1.0), Martin (0.5), Nance (0.5).

Ole Miss

Rushing (Rushes-Yards-TDs): Dodson (4-27-1), Wilkins (5-21-0), Mathers (8-17-0), Wallace (9-13-0), Liggins (1-1-0), Kincade (1-[-2]-0), Walton (4-[-3]-0).

Passing (Comp.-Att.-TD-Int.-Yards): Wallace (25-36-4-3-387).

Receiving (Receptions-Yards-TDs): Treadwell (7-105-1), Core (4-110-2), Ingram (4-41-0), Walton (3-51-0), Dodson (3-15-0), Sanders (2-36-0), Adeboyejo (2-29-1).

Interceptions: Prewitt (1), Golson (1), Conner (1), Johnson (1).

Sacks: Shackelford (1.0), Haynes (1.0), Youngblood (1.0).

GAME TWO

Boise State vs.


Colorado State

Sept. 6, 2014

Albertsons Stadium • Boise

Att.: 34,910 • TV: ESPN2

BOISE, Idaho (AP) – Boise State proved its offense is plenty potent Saturday night as the Broncos exploded for 676 yards in a 37-24 victory over Colorado State in the Mountain West Conference opener for both teams. Jay Ajayi provided most of the spark for the Broncos, finishing with 219 yards rushing, 61 yards receiving and three touchdowns. The team's 676 yards were the fifth most in school history. Grant Hedrick was 22-of-33 passing for 352 yards with two touchdowns and an interception. He also ran for 80 yards and a touchdown.



SCORE BY QUARTER

| | | | | | |
|----------------|----|----|---|----|----|
| Colorado State | 10 | 0 | 0 | 14 | 24 |
| Boise State | 13 | 17 | 7 | 0 | 37 |

SCORING SUMMARY

FIRST QUARTER

11:55 CSU Roberts 39-yd field goal 8 plays, 51 yards, TOP: 3:05

9:12 BSU Ajayi 8-yd run (Goodale kick blocked) 9 plays, 75 yards, TOP: 2:43

3:56 BSU Hedrick 1-yd run (Goodale kick) 12 plays, 70 yards, TOP: 4:16

2:03 CSU Walker 24-yd pass from Grayson (Roberts kick) 8 plays, 75 yards, TOP: 1:53

SECOND QUARTER

13:18 BSU Ajayi 14-yd run (Goodale kick) 11 plays, 90 yards, TOP: 3:45

1:45 BSU Ajayi 21-yd pass from Hedrick (Goodale kick) 4 plays, 68 yards, TOP: 1:00

0:03 BSU Goodale 23-yd field goal 8 plays, 44 yards, TOP: 1:01

THIRD QUARTER

3:54 BSU Miller 44-yd pass from Hedrick (Goodale kick) 7 plays, 94 yards, TOP: 2:50

FOURTH QUARTER

12:15 CSU Hansley 55-yd pass from Grayson (Roberts kick) 5 plays, 80 yards, TOP: 2:04

7:20 CSU Oden, Jr. 7-yd pass from Grayson (Roberts kick) 9 plays, 72 yards, TOP: 3:11

TEAM STATISTICS

| | CSU | BSU |
|-----------------------------|---------------|---------------|
| First Downs | 23 | 35 |
| Net Yards Rushing | 28 | 324 |
| Net Yards Passing | 434 | 352 |
| Completions-Attempts-Int. | 31-58-2 | 22-33-1 |
| Total Offense (plays-yards) | 81-462 | 89-676 |
| Fumbles: Number-Lost | 1-1 | 0-0 |
| Penalties: Number-Yards | 2-20 | 10-101 |
| Punts-Yards | 5-244 (48.8) | 5-193 (38.6) |
| Kickoff returns-Yds-TD | 4-88-0 (22.0) | 4-88-0 (22.0) |
| Punt returns-Yards-TD | 0-0-0 (-) | 4-35-0 (8.8) |
| Interceptions-Yds-TD | 1-0-0 | 2-0-0 |
| Time of Possession | 28:38 | 31:22 |
| Third-Down Conversions | 8-of-18 | 7-of-14 |
| Fourth-Down Conversions | 1-of-2 | 0-of-1 |
| Red-Zone Scores-Chances | 2-for-3 | 4-for-6 |
| Sacks By: Number-Yards | 2-13 | 2-15 |

INDIVIDUAL STATISTICS

Boise State

Rushing (Rushes-Yards-TDs): Ajayi (33-219-2), Hedrick (16-80-1), Williams-Rhodes (2-17-0), Fields (2-6-0), Demas (2-4-0).

Passing (Comp.-Att.-TD-Int.-Yards): Hedrick (22-33-2-1-352).

Receiving (Receptions-Yards-TDs): Miller (8-151-1), Williams-Rhodes (4-63-0), Ajayi (4-61-1), Burroughs (2-27-0), Ware (2-25-0), Roh (1-17-0), Fields (1-8-0).

Interceptions: Ioane (1), Thompson (1).

Sacks: bell (1.0), Boesen (1.0).

Colorado State

Rushing (Rushes-Yards-TDs): Hart (10-16-0), Jarrells (5-7-0), Oden, Jr. (2-7-0), Gaines (1-4-0), Grayson (5-[-6]-0).

Passing (Comp.-Att.-TD-Int.-Yards): Grayson (31-58-3-2-434).

Receiving (Receptions-Yards-TDs): Higgins (11-143-0), Hansley (7-149-1), Walker (5-55-1), Lovett (2-44-0), Hart (2-17-0), Vaden (2-13-0), Oden, Jr. (2-13-1).

Interceptions: Matthews (1).

Sacks: James (1.0), Fa'apito (0.5), Ohene-Gyeni (0.5).




GAME-BY-GAME SUMMARIES

GAME THREE

Boise State at Connecticut
Sept. 13, 2014
Rentschler Field • East Hartford, Conn.
Att.: 30,098 • TV: ABC/ESPN2

EAST HARTFORD, Conn. (AP) – Grant Hedrick threw two touchdown passes to Matt Miller and caught one from the senior receiver on a trick play as Boise State beat UConn 38-21 on Saturday. The Broncos (2-1) scored on a fumble recovery in the first quarter and an interception in the fourth, held UConn (1-2) to 48 yards rushing and sacked the Huskies quarterbacks eight times. Hedrick completed 19 of 27 passes for 233 yards and the two scores.



SCORE BY QUARTER

| | | | | | |
|--------------------|----------|-----------|-----------|-----------|-----------|
| Boise State | 7 | 14 | 3 | 14 | 38 |
| Connecticut | 3 | 7 | 11 | 0 | 21 |

SCORING SUMMARY

FIRST QUARTER

12:24 BSU Vallejo 31-yd fumble recovery (Goodale kick)
6:46 UC Puyol 39-yd field goal 12 plays, 60 yards, TOP: 5:38

SECOND QUARTER

9:54 UC Bloom 16-yd pass from Whitmer (Puyol kick) 6 plays, 83 yards, TOP: 2:46
5:03 BSU Miller 35-yd pass from Hedrick (Goodale kick) 5 plays, 65 yards, TOP: 1:22
0:32 BSU Hedrick 7-yd pass from Miller (Goodale kick) 6 plays, 35 yards, TOP: 2:01

THIRD QUARTER

7:30 UC Puyol 24-yd field goal 13 plays, 80 yards, TOP: 5:31
3:26 BSU Goodale 38-yd field goal 8 plays, 58 yards, TOP: 4:04
1:09 UC Davis 10-yd pass from Whitmer (Newsome rec.) 3 plays, 30 yards, TOP: 1:14

FOURTH QUARTER

9:19 BSU Miller 9-yd pass from Hedrick (Goodale kick) 4 plays, 37 yards, TOP: 1:51
4:00 BSU Deayon 50-yd interception return (Goodale kick)

TEAM STATISTICS

| | BSU | UCONN |
|-----------------------------|---------------|---------------|
| First Downs | 13 | 18 |
| Net Yards Rushing | 52 | 48 |
| Net Yards Passing | 240 | 242 |
| Completions-Attempts-Int. | 20-29-0 | 22-38-2 |
| Total Offense (plays-yards) | 56-292 | 74-290 |
| Fumbles: Number-Lost | 1-1 | 1-1 |
| Penalties: Number-Yards | 7-65 | 3-30 |
| Punts-Yards | 7-299 (42.7) | 7-294 (42.0) |
| Kickoff returns-Yds-TD | 4-51-0 (12.8) | 2-26-0 (13.0) |
| Punt returns-Yards-TD | 3-14-0 (4.7) | 0-0-0 (-) |
| Interceptions-Yds-TD | 2-50-1 | 0-0-0 |
| Time of Possession | 24:06 | 35:54 |
| Third-Down Conversions | 4-of-13 | 7-of-18 |
| Fourth-Down Conversions | 0-of-1 | 0-of-1 |
| Red-Zone Scores-Chances | 3-for-3 | 3-for-3 |
| Sacks By: Number-Yards | 8-51 | 1-11 |

INDIVIDUAL STATISTICS

Boise State

Rushing (Rushes-Yards-TDs): Ajayi (18-39-0), Williams-Rhodes (2-11-0), Demas (1-8-0), Hedrick (5-[-4]-0).

Passing (Comp.-Att.-TD-Int.-Yards): Hedrick (19-27-2-0-233), Miller (1-1-1-0-7), Johnson (0-1-0-0-0).

Receiving (Receptions-Yards-TDs): Williams-Rhodes (6-67-0), Miller (5-74-2), Roh (3-44-0), Huff (2-33-0), Ajayi (2-13-0), Hedrick (1-7-1), Burroughs (1-2-0).

Interceptions: Deayon (1), Moxey (1).

Sacks: Boesen (2.0), Correa (2.0), Martin (1.5), Ash (1.0), Perez (1.0), Nance (0.5).

Connecticut

Rushing (Rushes-Yards-TDs): DeLorenzo (10-43-0), Johnson (1-13-0), Marriner (6-11-0), Newsome (5-3-0), Boyle (1-[-9]-0), Whitmer (13-[-13]-0).

Passing (Comp.-Att.-TD-Int.-Yards): Whitmer (16-29-2-2-209), Boyle (6-9-0-0-33).

Receiving (Receptions-Yards-TDs): Foxx (6-107-0), Lucas (5-35-0), Davis (3-47-1), McQuillan (3-27-0), LeMelle (2-3-0), Bloom (1-16-1), Clax (1-4-0), Marriner (1-3-0).

Interceptions: N/A

Sacks: Ormsby (1.0).

GAME FOUR

Boise State vs Louisiana
Sept. 20, 2014
Albertsons Stadium • Boise, Idaho
Att.: 33,337 • TV: CBS SN



BOISE, Idaho (AP) – Jay Ajayi rushed for 150 yards and three touchdowns to lead Boise State past Louisiana-Lafayette, 34-9. The Broncos (3-1) have won three straight since losing its opener while Louisiana-Lafayette (1-3) has dropped its last three. Boise State's Grant Hedrick was 24-of-31 passing for 237 yards. Matt Miller had 5 catches for 107 yards. Louisiana-Lafayette entered the game averaging more than 200 rushing yards per game. However, the Ragin' Cajuns mustered just 67 yards on 23 carries, the lowest total since Arkansas State held them to 66 yards on Nov. 12, 2011. Through the air was equally daunting for Louisiana-Lafayette. Terrance Broadway, who finished with 20-of-38 passing for 160 yards with one interception, remained under duress most of the game from Boise State's pass rush.

SCORE BY QUARTER

| | | | | | |
|--------------------|-----------|----------|-----------|----------|-----------|
| Louisiana | 3 | 0 | 0 | 6 | 9 |
| Boise State | 14 | 7 | 10 | 3 | 34 |

SCORING SUMMARY

FIRST QUARTER

8:37 BSU Ajayi 2-yd run (Goodale kick) 12 plays, 70 yards, TOP: 4:46
6:21 BSU Ajayi 2-yd run (Goodale kick) 3 plays, 64 yards, TOP: 0:54
2:01 UL Stover 22-yd field goal 12 plays, 70 yards, TOP: 4:20

SECOND QUARTER

12:04 BSU Ajayi 16-yd run (Goodale kick) 5 plays, 62 yards, TOP: 1:28

THIRD QUARTER

10:58 BSU Goodale 40-yd field goal 10 plays, 30 yards, TOP: 4:02
6:39 BSU Demas 5-yd run (Goodale kick) 6 plays, 73 yards, TOP: 2:07

FOURTH QUARTER

11:56 UL McGuire 7-yd run (Stover kick failed) 11 plays, 80 yards, TOP: 4:56
1:27 BSU Goodale 33-yd field goal 5 plays, 75 yards, TOP: 2:35

TEAM STATISTICS

| | LOUISIANA | BSU |
|-----------------------------|---------------|---------------|
| First Downs | 14 | 24 |
| Net Yards Rushing | 67 | 262 |
| Net Yards Passing | 174 | 237 |
| Completions-Attempts-Int. | 21-39-1 | 24-31-0 |
| Total Offense (plays-yards) | 62-241 | 79-499 |
| Fumbles: Number-Lost | 0-0 | 0-0 |
| Penalties: Number-Yards | 7-40 | 8-60 |
| Punts-Yards | 7-297 (42.4) | 3-119 (39.7) |
| Kickoff returns-Yds-TD | 1-17-0 (17.0) | 2-74-0 (37.0) |
| Punt returns-Yards-TD | 2-33-0 (16.5) | 1-12-0 (12.0) |
| Interceptions-Yds-TD | 0-0-0 | 1-0-0 |
| Time of Possession | 26:00 | 34:00 |
| Third-Down Conversions | 2-of-15 | 8-of-17 |
| Fourth-Down Conversions | 1-of-3 | 1-of-2 |
| Red-Zone Scores-Chances | 2-for-3 | 6-for-8 |
| Sacks By: Number-Yards | 3-26 | 2-8 |

INDIVIDUAL STATISTICS

Boise State

Rushing (Rushes-Yards-TDs): Ajayi (27-150-3), Demas (2-78-1), Williams-Rhodes (1-33-0), Hedrick (13-24-0), Fields (2-1-0), Goodale (1-[-7]-0).

Passing (Comp.-Att.-TD-Int.-Yards): Hedrick (24-31-0-0-237).

Receiving (Receptions-Yards-TDs): Miller (5-107-0), Ajayi (5-37-0), Williams-Rhodes (5-32-0), Roh (3-23-0), Anderson (3-12-0), Burroughs (2-10-0), Huff (1-16-0).

Interceptions: Deayon (1).

Sacks: Renaud (1.0), Martin (0.5), Vallejo (0.5).

Louisiana

Rushing (Rushes-Yards-TDs): McGuire (7-31-1), Broadway (7-17-0), Pierce (3-13-0), Harris (6-6-0).

Passing (Comp.-Att.-TD-Int.-Yards): Broadway (20-38-0-1-160), Stover (1-1-0-0-14).

Receiving (Receptions-Yards-TDs): McGuire (10-106-0), Riles (3-29-0), Pierce (3-15-0), Pettis (2-5-0), Harris (2-5-0), Tattford (1-14-0).

Interceptions: N/A

Sacks: Ringo (1.0), Tovell (1.0), White (1.0).



GAME-BY-GAME SUMMARIES

GAME FIVE

Boise State at

Air Force

Sept. 27, 2014

Falcon Stadium • USAFA, Colo.

Att.: 30,012 • TV: CBS SN

USAFA, Colo. (AP) - Quarterback Kale Pearson rushed for a career-best 127 yards and a TD and threw a touchdown pass as the Falcons (3-1, 1-1) beat Boise State for the first time in three tries. Wes Steelhammer had three interceptions, two off Grant Hedrick who had four on the day. Boise State (3-2, 1-1) had lost just four league games - by a combined seven points - since joining the MWC. Its biggest loss before this was by three points - 34-31 on an overtime field goal against San Diego State last season.



SCORE BY QUARTER

| | | | | | |
|-------------|---|----|---|----|----|
| Boise State | 0 | 0 | 0 | 14 | 14 |
| Air Force | 7 | 10 | 3 | 8 | 28 |

SCORING SUMMARY

FIRST QUARTER

7:26 AF Brown 4-yd pass from Pearson (Conant kick) 3 plays, 10 yards, TOP: 0:58

SECOND QUARTER

8:19 AF Pearson 5-yd run (Conant kick) 10 plays, 70 yards, TOP: 4:28

0:00 AF Conant 25-yd field goal 10 plays, 78 yards, TOP: 1:48

THIRD QUARTER

1:47 AF Conant 21-yd field goal 4 plays, 6 yards, TOP: 2:05

FOURTH QUARTER

11:35 AF Owens 10-yd run (Brown pass from Pearson) 5 plays, 81 yards, TOP: 1:29

9:55 BSU Dhaenens 2-yd pass from Finley (Goodale kick) 6 plays, 69 yards, TOP: 1:33

6:21 BSU Williams-Rhodes 10-yd pass from Finley (Goodale kick) 5 plays, 39 yards, TOP: 1:29

TEAM STATISTICS

| | BSU | AF |
|-----------------------------|---------------|--------------|
| First Downs | 24 | 16 |
| Net Yards Rushing | 97 | 287 |
| Net Yards Passing | 370 | 48 |
| Completions-Attempts-Int. | 30-58-5 | 5-12-0 |
| Total Offense (plays-yards) | 87-467 | 72-335 |
| Fumbles: Number-Lost | 2-2 | 4-2 |
| Penalties: Number-Yards | 9-80 | 5-47 |
| Punts-Yards | 3-126 (42.0) | 9-407 (45.2) |
| Kickoff returns-Yds-TD | 4-66 (16.5) | 0-0-0 (-) |
| Punt returns-Yards-TD | 3-52-0 (17.3) | 0-0-0 (-) |
| Interceptions-Yds-TD | 0-0-0 | 5-57-0 |
| Time of Possession | 27:59 | 32:01 |
| Third-Down Conversions | 7-of-18 | 6-of-17 |
| Fourth-Down Conversions | 2-of-6 | 1-of-1 |
| Red-Zone Scores-Chances | 2-for-4 | 5-for-5 |
| Sacks By: Number-Yards | 0-0 | 2-6 |

INDIVIDUAL STATISTICS

Boise State

Rushing (Rushes-Yards-TDs): Ajayi (17-63-0), Hedrick (7-40-0), Demas (1-{-}1-0), Finley (4-{-}5-0).

Passing (Comp.-Att.-TD-Int.-Yards): Hedrick (18-33-0-4-209), Finley (12-25-2-1-161).

Receiving (Receptions-Yards-TDs): Sperbeck (6-79-0), Williams-Rhodes (6-33-1), Ajayi (5-58-0), Miller (4-45-0), Roh (3-72-0), Anderson (2-50-0), Burroughs (2-15-0), Huff (1-16-0), Dhaenens (1-2-1).

Interceptions: None.

Sacks: None.

Air Force

Rushing (Rushes-Yards-TDs): Pearson (20-127-1), Owens (24-108-1), Rushing (6-35-0), Brown (2-10-0), Hart (4-7-0), Johnson (2-4-0).

Passing (Comp.-Att.-TD-Int.-Yards): Pearson (5-11-1-0-48).

Receiving (Receptions-Yards-TDs): Brown (3-28-1), Robinette (1-11-0), Griffin (1-9-0).

Interceptions: Steelhammer (3), McHenry (1), Pierce (1).

Sacks: Steelhammer (1.0), Hansen (1.0).

GAME SIX

Boise State at

Nevada

Oct. 4, 2014

Mackay Stadium • Reno, Nev.

Att.: 32,327 • TV: CBS SN

RENO, Nev. (AP) - Jay Ajayi had 116 of his 152 rushing yards in the second half and Boise State withstood a Nevada comeback for a 51-46 victory. Boise State (4-2, 2-1 MW) intercepted Cody Fajardo four times, each leading to touchdowns, but turned the ball over three times itself. Fajardo passed for 306 yards and three touchdowns, but was intercepted three times in the firsts half, including a pick six by Tyler Gray, which gave the Broncos the lead 23-21.



SCORE BY QUARTER

| | | | | | |
|-------------|----|----|----|----|----|
| Boise State | 13 | 17 | 14 | 7 | 51 |
| Nevada | 7 | 14 | 8 | 17 | 46 |

SCORING SUMMARY

FIRST QUARTER

6:54 BSU Roh 3-yd pass from Hedrick (Goodale kick) 6 plays, 27 yards, TOP: 2:27

5:13 NEV Fajardo 13-yd run (Zuzo kick) 5 plays, 75 yards, TOP: 1:41

2:11 BSU Williams-Rhodes 4-yd pass from Hedrick (Goodale kick blocked) 8 plays, 82 yards, TOP: 2:58

SECOND QUARTER

13:36 NEV Gipson 10-yd pass from Fajardo (Zuzo kick) 11 plays, 75 yards, TOP: 3:35

8:59 BSU Goodale 35-yd field goal 12 plays, 62 yards, TOP: 4:32

6:08 NEV Richardson 12-yd pass from Fajardo (Zuzo kick) 8 plays, 75 yards, TOP: 2:51

3:22 BSU Gray 32-yd interception return (Goodale kick) 3 plays, 59 yards, TOP: 0:45

THIRD QUARTER

12:38 BSU Ajayi 1-yd run (Goodale kick) 3 plays, 29 yards, TOP: 1:03

10:53 NEV Fajardo 56-yd run (Turner pass from Fajardo) 4 plays, 79 yards, TOP: 1:40

4:03 BSU Ajayi 26-yd run (Goodale kick) 10 plays, 80 yards, TOP: 4:06

FOURTH QUARTER

14:18 NEV Seau 32-yd interception return (Zuzo kick) 2 plays, 79 yards, TOP: 0:52

13:22 BSU Ajayi 2-yd run (Goodale kick) 4 plays, 75 yards, TOP: 1:18

12:04 NEV Gipson 12-yd pass from Fajardo (Zuzo kick) 9 plays, 14 yards, TOP: 3:34

7:56 NEV Zuzo 45-yd field goal

TEAM STATISTICS

| | BSU | NEV |
|-----------------------------|----------------|---------------|
| First Downs | 25 | 24 |
| Net Yards Rushing | 224 | 156 |
| Net Yards Passing | 346 | 306 |
| Completions-Attempts-Int. | 26-31-1 | 23-43-4 |
| Total Offense (plays-yards) | 79-570 | 73-462 |
| Fumbles: Number-Lost | 4-2 | 1-0 |
| Penalties: Number-Yards | 5-63 | 3-22 |
| Punts-Yards | 3-132 (44.0) | 3-146 (48.7) |
| Kickoff returns-Yds-TD | 6-106-0 (17.7) | 1-18-0 (18.0) |
| Punt returns-Yards-TD | 1-16-0 (16.0) | 2-18-0 (9.0) |
| Interceptions-Yds-TD | 4-47-1 | 1-32-1 |
| Time of Possession | 34:42 | 25:16 |
| Third-Down Conversions | 10-of-16 | 7-of-13 |
| Fourth-Down Conversions | 0-of-0 | 0-of-1 |
| Red-Zone Scores-Chances | 6-for-6 | 5-for-5 |
| Sacks By: Number-Yards | 3-32 | 2-5 |

INDIVIDUAL STATISTICS

Boise State

Rushing (Rushes-Yards-TDs): Ajayi (27-152-3), Hedrick (16-40-1), McNichols (1-28-0), Williams-Rhodes (1-9-0), Demas (1-{-}2-0).

Passing (Comp.-Att.-TD-Int.-Yards): Hedrick (26-31-2-1-346).

Receiving (Receptions-Yards-TDs): Williams-Rhodes (6-54-1), McNichols (4-54-0), Sperbeck (3-51-0), Burroughs (3-39-0), Roh (3-27-1), Ajayi (3-18-0), Ware (2-25-0), Anderson (1-55-0), Huff (1-23-0).

Interceptions: Thompson (2), Deayon (1), Gray (1).

Sacks: Vallejo (1.0), Martin (1.0), Correa (0.5), Perez (0.5).

Nevada

Rushing (Rushes-Yards-TDs): Fajardo (12-71-2), Butler (7-63-0), Jackson (11-22-0).

Passing (Comp.-Att.-TD-Int.-Yards): Fajardo (23-43-3-4-306).

Receiving (Receptions-Yards-TDs): Henderson (7-141-0), Gipson (6-74-2), Richardson (4-41-1), Turner (2-36-0), Butler (2-{-}4-0), Demps (1-22-0), Jackson (1-{-}4-0).

Interceptions: Seau (1).

35 Sacks: Lane, Jr. (1.0), Hekking (1.0).



GAME-BY-GAME SUMMARIES

GAME SEVEN

Boise State vs.

Fresno State

Oct. 17, 2014

Albertsons Stadium • Boise, Idaho

Att.: 35,008 • TV: ESPN

BOISE, Idaho (AP) – Jay Ajayi ran for 158 yards and two touchdowns, including a 54-yard run on Boise State's clinching drive in the Broncos' 37-27 victory over Fresno State. Boise State (5-2, 3-1) avenged a 41-40 loss to the Bulldogs last season to reclaim the Milk Can. Fresno State (3-5, 2-2), winless in Boise since 1984, squandered Marteze Waller's 164-yard rushing performance. Grant Hedrick completed 21 of 30 passes for 190 yards and a touchdown, caught a scoring pass and ran for 56 yards for the Broncos.



SCORE BY QUARTER

| | | | | | |
|--------------|----|---|----|----|----|
| Fresno State | 10 | 0 | 17 | 0 | 27 |
| Boise State | 13 | 7 | 7 | 10 | 37 |

SCORING SUMMARY

FIRST QUARTER

| | | | |
|------|-----|----------------------------------|-------------------------------|
| 9:14 | BSU | Ajayi 9-yd run (Goodale kick) | 5 plays, 74 yards, TOP: 1:53 |
| 5:22 | FS | Kroening 34-yd field goal | 10 plays, 58 yards, TOP: 3:52 |
| 2:50 | BSU | Goodale 34-yd field goal | 8 plays, 50 yards, TOP: 2:32 |
| 2:32 | FS | Waller 76-yd run (Kroening kick) | 1 play, 76 yards, TOP: 0:18 |
| 0:17 | BSU | Goodale 40-yd field goal | 6 plays, 39 yards, TOP: 2:15 |

SECOND QUARTER

| | | | |
|------|-----|-------------------------------|-------------------------------|
| 8:25 | BSU | Ajayi 3-yd run (Goodale kick) | 10 plays, 73 yards, TOP: 3:58 |
|------|-----|-------------------------------|-------------------------------|

THIRD QUARTER

| | | | |
|-------|-----|--|-------------------------------|
| 14:23 | FS | Harper 32-yd pass from Burrell (Kroening kick) | 2 plays, 75 yards, TOP: 0:37 |
| 9:13 | BSU | Williams-Rhodes 21-yd pass from Hedrick (Goodale kick) | 12 plays, 62 yards, TOP: 5:10 |
| 2:41 | FS | Kroening 44-yd field goal | 16 plays, 56 yards, TOP: 6:32 |
| 1:57 | FS | Waller 3-yd run (Kroening kick) | 2 plays, 5 yards, TOP: 0:44 |

FOURTH QUARTER

| | | | |
|------|-----|--|-------------------------------|
| 9:11 | BSU | Hedrick 9-yd pass from Sperbeck (Goodale kick) | 17 plays, 75 yards, TOP: 7:46 |
| 1:41 | BSU | Goodale 24-yd field goal | 7 plays, 69 yards, TOP: 2:57 |

TEAM STATISTICS

| | FS | BSU |
|-----------------------------|---------------|---------------|
| First Downs | 12 | 24 |
| Net Yards Rushing | 186 | 264 |
| Net Yards Passing | 127 | 228 |
| Completions-Attempts-Int. | 13-25-1 | 23-32-0 |
| Total Offense (plays-yards) | 59-313 | 83-492 |
| Fumbles: Number-Lost | 1-0 | 3-1 |
| Penalties: Number-Yards | 2-20 | 6-30 |
| Punts-Yards | 7-298 (42.6) | 4-163 (40.8) |
| Kickoff returns-Yds-TD | 3-42-0 (14.0) | 5-78-0 (15.6) |
| Punt returns-Yards-TD | 1-12-0 (12.0) | 3-7-0 (2.3) |
| Interceptions-Yds-TD | 0-0-0 | 1-4-0 |
| Time of Possession | 24:27 | 35:33 |
| Third-Down Conversions | 6-of-16 | 9-of-19 |
| Fourth-Down Conversions | 0-of-0 | 2-of-2 |
| Red-Zone Scores-Chances | 2-for-2 | 5-for-5 |
| Sacks By: Number-Yards | 2-10 | 5-22 |

INDIVIDUAL STATISTICS

Boise State

Rushing (Rushes-Yards-TDs): Ajayi (30-158-2), Hedrick (15-56-0), Williams-Rhodes (1-49-0), Sperbeck (1-6-0), Demas (1-1-0).

Passing (Comp.-Att.-TD-Int.-Yards): Hedrick (21-30-1-0-190), Sperbeck (2-2-1-0-38).

Receiving (Receptions-Yards-TDs): Williams-Rhodes (4-41-1), Ajayi (4-37-0), Ware (3-43-0), Roh (3-26-0), McNichols (3-20-0), Sperbeck (2-21-0), Burroughs (2-20-0), Huff (1-11-0), Hedrick (1-9-1).

Interceptions: Deayon (1).

Sacks: Gray (2.0), Correa (1.0), Deayon (1.0), Hoyte (1.0).

Fresno State

Rushing (Rushes-Yards-TDs): Waller (18-164-2), Burrell (10-19-0), Root (1-1-0), Connette (2-1-0), Quezada (3-1-0).

Passing (Comp.-Att.-TD-Int.-Yards): Burrell (13-25-1-1-127).

Receiving (Receptions-Yards-TDs): Harper (4-57-1), Waller (3-12-0), Hardaway (2-44-0), Root (2-11-0), Quezada (2-3-0).

Interceptions: N/A

Sacks: Davison (1.0), Washington (1.0).



2014 ROSTER

NUMERICAL

| NO. | NAME | POS |
|-----|-----------------------|------|
| 1 | Bryan Douglas | CB |
| 2 | Matt Miller | WR |
| 3 | Cleshawn Page | CB |
| 3 | Thomas Stuart | QB |
| 4 | Darian Thompson | S |
| 5 | Donte Deayon | CB |
| 6 | Chaz Anderson | WR |
| 7 | Joe Martarano | LB |
| 8 | Kamalei Correa | DL |
| 8 | Sean Modster | WR |
| 9 | Grant Hedrick | QB |
| 9 | Mercy Maston | CB |
| 10 | Jeremy Ioane | S |
| 10 | Cory Young | RB |
| 11 | Shane Williams-Rhodes | WR |
| 13 | Jeremy McNichols | RB |
| 13 | Blake Renaud | LB |
| 14 | Kaleb Hill | DE |
| 14 | Troy Ware | WR |
| 15 | Ryan Finley | QB |
| 16 | Blake Gonzalez | K |
| 16 | Anthony Upshaw | QB |
| 17 | Brandon Brown | S |
| 18 | Alex Ogle | QB |
| 19 | Taylor Pope | WR |
| 19 | Sean Wale | P |
| 20 | Terrell Johnson | WR |
| 20 | Tanner Vallejo | LB |
| 21 | Jack Fields | RB |
| 22 | Chancellor James | S |
| 23 | Tanner Shipley | WR |
| 24 | Dusty Fisher | WR |
| 24 | Taylor Loffler | S |
| 25 | Chris Santini | LB |
| 26 | Devan Demas | RB |
| 27 | Jay Ajayi | RB |
| 28 | Dillon Lukehart | S |
| 28 | A.J. Richardson | WR |
| 29 | Rick Smith | WR |
| 29 | Dylan Sumner-Gardner | S |
| 30 | Jonathan Moxey | CB |
| 31 | Zavior Hoxie | N |
| 31 | Skyler Seibold | RB |
| 32 | Rondell McNair | DE |
| 33 | Gabe Perez | STUD |
| 34 | Jaxon Pryor | DB |
| 35 | Charles Bertoli | RB |
| 36 | Tyler Gray | LB |
| 37 | Cameron Hartsfield | CB |
| 37 | Ryan Wolpin | RB |
| 38 | Corey Bell | N |
| 39 | David McKinzie | WR |
| 40 | Armand Nance | DT |
| 41 | Dan Goodale | K |
| 42 | Matt Cota | LS |
| 43 | Joe Provenzano | LB |
| 44 | Darren Lee | LB |
| 45 | Travis Saxton | LB |
| 46 | Kevin Keane | LS |
| 47 | Eric Yates | CB |
| 48 | David Moa | DL |

ALPHABETICAL

| NO. | NAME | POS | HT | WT | CL | EX | HOMETOWN (HS/IC) |
|-----|----------------------|------|------|-----|-------|----|--|
| 27 | Jay Ajayi | RB | 6-0 | 216 | R-Jr. | 2L | Plano, Texas (Frisco Liberty HS) |
| 6 | Chaz Anderson | WR | 5-10 | 182 | R-So. | 1L | Los Angeles (Loyola HS) |
| 58 | Robert Ash | DT | 6-3 | 286 | R-Jr. | 1L | Elk Grove, Calif. (Cosumnes Oaks HS) |
| 73 | Travis Averill | OL | 6-3 | 298 | R-So. | 1L | Anaheim, Calif. (Servite HS) |
| 56 | Troy Bacon | OL | 6-3 | 291 | Fr. | HS | Hesperia, Calif. (Oak Hills HS) |
| 70 | Steven Baggett | OL | 6-3 | 289 | R-So. | 1L | Arlington, Texas (Martin HS) |
| 38 | Corey Bell | N | 5-11 | 203 | Sr. | 3L | Boise, Idaho (Capital HS) |
| 35 | Charles Bertoli | RB | 5-11 | 200 | R-So. | 1L | St. Helena, Calif. (St. Helena HS) |
| 86 | Chase Blakley | TE | 6-4 | 234 | Fr. | HS | Coeur d'Alene, Idaho (Coeur d'Alene HS) |
| 54 | Mat Boesen | STUD | 6-4 | 219 | R-Fr. | RS | Torrance, Calif. (West HS) |
| 99 | Dereck Boles | DT | 6-2 | 294 | Fr. | HS | Lakeland, Fla. (Lakeland HS) |
| 17 | Brandon Brown | S | 5-11 | 194 | R-Fr. | RS | Phoenix (Sandra Day O'Connor HS) |
| 60 | Kellen Buhr | OL | 6-1 | 290 | R-So. | SQ | Boise, Idaho (Capital HS) |
| 81 | Dallas Burroughs | WR | 5-9 | 169 | Sr. | 3L | Meridian, Idaho (Rocky Mountain HS) |
| 8 | Kamalei Correa | DL | 6-3 | 247 | So. | 1L | Honolulu (Saint Louis School) |
| 42 | Matt Cota | LS | 6-1 | 189 | R-Fr. | RS | Eagle, Idaho (Eagle HS) |
| 80 | D.J. Dean | WR | 6-1 | 195 | R-Fr. | RS | Eagle, Idaho (Eagle HS) |
| 5 | Donte Deayon | CB | 5-9 | 152 | Jr. | 2L | Rialto, Calif. (Summit HS) |
| 26 | Devan Demas | RB | 5-8 | 174 | R-So. | 1L | Houston (Cypress Creek HS) |
| 87 | Alec Dhaenens | TE | 6-3 | 239 | R-Fr. | RS | Fruitland, Idaho (Fruitland HS) |
| 1 | Bryan Douglas | CB | 5-9 | 175 | R-Sr. | 3L | Los Angeles (Narbonne HS) |
| 93 | Brennyn Dunn | TE | 6-3 | 215 | R-So. | SQ | Preston, Idaho (Preston HS) |
| 76 | Jerhen Ertel | OL | 6-6 | 271 | R-Jr. | TR | Bagdad, Ariz. (Glendale CC/Bagdad HS) |
| 21 | Jack Fields | RB | 5-9 | 203 | Jr. | 2L | El Paso, Texas (Americas HS) |
| 15 | Ryan Finley | QB | 6-4 | 190 | R-Fr. | RS | Phoenix (Paradise Valley HS) |
| 24 | Dusty Fisher | WR | 6-2 | 179 | R-Fr. | HS | Douglas, Nev. (Douglas HS) |
| 16 | Blake Gonzalez | K | 5-9 | 168 | Fr. | HS | San Clemente, Calif. (San Clemente HS) |
| 41 | Dan Goodale | K | 5-10 | 185 | R-Sr. | 3L | Boise, Idaho (Timberline HS) |
| 36 | Tyler Gray | LB | 6-4 | 229 | Jr. | 2L | Templeton, Calif. (Templeton HS) |
| 59 | Mason Hampton | OL | 6-3 | 274 | R-Fr. | RS | Meridian, Idaho (Meridian HS) |
| 84 | Jake Hardee | TE | 6-3 | 238 | R-Jr. | 2L | Boise, Idaho (Bishop Kelly HS) |
| 37 | Cameron Hartsfield | CB | 5-10 | 186 | R-Fr. | RS | Allen, Texas (Allen HS) |
| 9 | Grant Hedrick | QB | 6-0 | 198 | R-Sr. | 3L | Independence, Ore. (Central HS) |
| 72 | Marcus Henry | OL | 6-3 | 286 | R-Jr. | 2L | Bellevue, Wash. (Bellevue HS) |
| 14 | Kaleb Hill | DE | 6-1 | 229 | Fr. | HS | Schertz, Texas (Samuel Clemons HS) |
| 69 | Tyler Horn | DT | 6-5 | 273 | Sr. | 3L | Meridian, Idaho (Mountain View HS) |
| 31 | Zavior Hoxie | N | 5-11 | 184 | Fr. | HS | Buford, Ga. (Buford HS) |
| 96 | Elliot Hoyte | DT | 6-4 | 271 | R-So. | SQ | Tavistock, England (Ivybridge CC) |
| 85 | Holden Huff | TE | 6-6 | 222 | R-Jr. | 2L | Rocklin, Calif. (Rocklin HS) |
| 10 | Jeremy Ioane | S | 5-10 | 192 | R-Sr. | 3L | Honolulu (Punahou School) |
| 22 | Chancellor James | S | 6-2 | 208 | R-So. | SQ | Spring Valley, Calif. (Steele Canyon HS) |
| 20 | Terrell Johnson | WR | 5-9 | 174 | R-Jr. | RS | Montgomery, Ala. (San Clemente HS / Saddleback JC) |
| 63 | Sitini Kauvaka | OL | 6-2 | 287 | Fr. | HS | Lovelock, Nev. (Pershing County HS) |
| 46 | Kevin Keane | LS | 6-0 | 207 | Jr. | 2L | Moorpark, Calif. (Moorpark HS / Ohio Wesleyan) |
| 44 | Darren Lee | LB | 6-1 | 224 | So. | 1L | Susanville, Calif. (Lassen HS) |
| 74 | Archie Lewis | OL | 6-3 | 283 | R-Fr. | RS | Rancho Cucamonga, Calif. (Rancho Cucamonga HS) |
| 24 | Taylor Loffler | S | 6-3 | 219 | R-Jr. | 1L | Kelowna, British Columbia (Kelowna Secondary School) |
| 91 | David Lucero | TE | 6-5 | 213 | Fr. | HS | Holtville, Calif. (Holtville HS) |
| 28 | Dillon Lukehart | S | 6-1 | 208 | R-Jr. | 2L | Eagle, Idaho (Eagle HS) |
| 7 | Joe Martarano | LB | 6-3 | 234 | R-Fr. | RS | Fruitland, Idaho (Fruitland HS) |
| 53 | Beau Martin | DE | 6-2 | 258 | R-Sr. | 2L | Denver (JK Mullen HS / CSU-Pueblo) |
| 9 | Mercy Maston | CB | 5-11 | 197 | Sr. | 1L | Bakersfield, Calif. (Bakersfield HS / Bakersfield College) |
| 55 | Tutulupeatau Mataele | DT | 6-3 | 294 | R-Jr. | TR | West Valley, Utah (Granger HS / Mt. San Antonio Col.) |
| 94 | Sam McCaskill | DE | 6-3 | 250 | R-So. | 1L | Eugene, Ore. (Sheldon HS) |
| 75 | Eli McCullough | OL | 6-5 | 288 | R-Fr. | RS | Boise, Idaho (Rocky Mountain HS) |
| 39 | David McKinzie | WR | 6-0 | 166 | R-Fr. | RS | Frisco, Texas (Princeton HS) |
| 32 | Rondell McNair | DE | 6-2 | 242 | R-Jr. | TR | New Bern, N.C. (New Bern HS / Contra Costa College) |
| 13 | Jeremy McNichols | RB | 5-9 | 195 | Fr. | HS | Long Beach, Calif. (Santa Margarita HS) |
| 2 | Matt Miller | WR | 6-3 | 213 | R-Sr. | 3L | Helena, Mont. (Capital HS) |
| 48 | David Moa | DL | 6-3 | 249 | Fr. | HS | San Diego (Kearny HS) |
| 8 | Sean Modster | WR | 5-11 | 189 | Fr. | HS | Mission Viejo, Calif. (Mission Viejo HS) |



2014 ROSTER / PRONUNCIATION GUIDE

ALPHABETICAL

| NO. | NAME | POS | HT | WT | CL | EX | HOMETOWN (HS/JC) |
|-----|-----------------------|------|------|-----|-------|----|---|
| 30 | Jonathan Moxey | CB | 5-10 | 187 | So. | 1L | West Palm Beach, Fla. (Dwyer HS) |
| 40 | Armand Nance | DT | 6-0 | 301 | Jr. | 2L | Houston (DeKaney HS) |
| 71 | Rees Odhiambo | OL | 6-4 | 310 | R-Jr. | 2L | Mansfield, Texas (Mansfield Legacy HS) |
| 18 | Alex Ogle | QB | 6-3 | 203 | Fr. | HS | Palm City, Fla. (Jensen Beach HS) |
| 3 | Cleshawn Page | CB | 5-9 | 178 | Sr. | 1L | Los Angeles (Dorsey HS / LA Harbor College) |
| 33 | Gabe Perez | STUD | 6-4 | 231 | So. | 1L | Placentia, Calif. (Valencia HS) |
| 89 | Connor Peters | TE | 6-4 | 251 | Sr. | 2L | Antioch, Calif. (De La Salle HS / Laney College) |
| 19 | Taylor Pope | WR | 6-0 | 178 | R-So. | SQ | La Quinta, Calif. (La Quinta HS) |
| 78 | Andres Preciado | OL | 6-6 | 258 | Fr. | HS | Imperial Beach, Calif. (Mar Vista HS) |
| 43 | Joe Provenzano | LB | 5-11 | 205 | Fr. | HS | Glendora, Calif. (Damien HS) |
| 34 | Jaxon Pryor | DB | 5-9 | 205 | Fr. | HS | Nampa, Idaho (Skyview HS) |
| 49 | Tyler Rausa | K | 5-9 | 192 | R-So. | RS | Murrieta, Calif. (Vista Murrieta HS / Riverside CC) |
| 13 | Blake Renaud | LB | 6-2 | 255 | Sr. | 3L | Concord, Calif. (De La Salle HS) |
| 28 | A.J. Richardson | WR | 6-0 | 199 | Fr. | HS | Lomita, Calif. (Narbonne HS) |
| 88 | Jake Roh | TE | 6-3 | 228 | R-Fr. | RS | Scottsdale, Ariz. (Chaparral HS) |
| 25 | Chris Santini | LB | 6-1 | 221 | R-So. | 1L | San Jose, Calif. (Leland HS) |
| 45 | Travis Saxton | LB | 6-1 | 228 | R-Sr. | 2L | Star, Idaho (Eagle HS) |
| 31 | Skyler Seibold | RB | 6-1 | 185 | Fr. | HS | Temecula, Calif. (Chaparral HS) |
| 92 | Paul Semons | DT | 6-3 | 249 | Fr. | HS | Eagle, Idaho (Eagle HS) |
| 23 | Tanner Shipley | WR | 6-1 | 181 | R-Fr. | RS | Wilsonville, Ore. (Wilsonville HS) |
| 97 | Austin Silsby | DE | 6-3 | 221 | R-Fr. | RS | Kuna, Idaho (Kuna HS) |
| 29 | Rick Smith | WR | 5-9 | 174 | Jr. | TR | Long Beach, Calif. (Long Beach Poly HS / Arizona State) |
| 82 | Thomas Sperbeck | WR | 6-0 | 173 | So. | 1L | Carmichael, Calif. (Jesuit HS) |
| 3 | Thomas Stuart | QB | 5-11 | 193 | So. | TR | Baltimore, Md. (Butte JC / Calvert Hall College HS) |
| 57 | Tennessee Suèsuè | OL | 6-1 | 289 | Fr. | HS | Salt Lake City, Utah (East HS) |
| 29 | Dylan Sumner-Gardner | S | 6-1 | 196 | Fr. | HS | Mesquite, Texas (West Mesquite HS) |
| 90 | Justin Taimatuia | DT | 6-0 | 287 | Sr. | 1L | American Samoa (Fort Scott CC) |
| 68 | Jake Templeton | OL | 6-2 | 275 | Fr. | HS | Boise, Idaho (Timberline HS) |
| 52 | Andrew Tercek | OL | 6-1 | 280 | R-Fr. | RS | San Antonio (East Central HS) |
| 50 | Nick Terry | DT | 6-3 | 282 | R-Fr. | RS | Elk Grove, Calif. (Pleasant Grove HS) |
| 4 | Darian Thompson | S | 6-2 | 208 | R-Jr. | 2L | Lancaster, Calif. (Paraclete HS) |
| 77 | RJ Thorne | OL | 6-1 | 305 | Fr. | HS | Alexandria, Va. (TC Williams HS) |
| 98 | Antoine Turner | DT | 6-1 | 290 | R-Jr. | TR | New Orleans, La. (McDonogh 35 HS / Fullerton College) |
| 16 | Anthony Upshaw | QB | 5-11 | 187 | Fr. | HS | Moorpark, Calif. (Moorpark HS) |
| 20 | Tanner Vallejo | LB | 6-1 | 228 | So. | 1L | Penn Valley, Calif. (Nevada Union HS) |
| 95 | Leighton Vander Esch | LB | 6-4 | 215 | Fr. | HS | Riggins, Idaho (Salmon River HS) |
| 19 | Sean Wale | P | 6-2 | 186 | R-So. | 1L | La Habra, Calif. (La Habra HS) |
| 14 | Troy Ware | WR | 6-2 | 183 | R-Jr. | 2L | Oceanside, Calif. (Vista HS) |
| 51 | Ben Weaver | LB | 6-0 | 235 | R-So. | 1L | Klein, Texas (Klein HS) |
| 11 | Shane Williams-Rhodes | WR | 5-6 | 158 | Jr. | 2L | Spring, Texas (Klein Collins HS) |
| 37 | Ryan Wolpin | RB | 5-8 | 194 | R-Fr. | TR | Trabuco Canyon, Calif. (Northern Colorado/Santa Margarita HS) |
| 66 | Mario Yakoo | OL | 6-4 | 339 | R-So. | 1L | San Diego (Steele Canyon HS) |
| 47 | Eric Yates | CB | 5-9 | 161 | Fr. | HS | College Station, Texas (A&M Consolidated HS) |
| 10 | Cory Young | RB | 5-10 | 185 | Fr. | HS | Norco, Calif. (Norco HS) |

NUMERICAL

| NO. | NAME | POS |
|-----|-----------------------|------|
| 49 | Tyler Rausa | K |
| 50 | Nick Terry | DT |
| 51 | Ben Weaver | LB |
| 52 | Andrew Tercek | OL |
| 53 | Beau Martin | DE |
| 54 | Mat Boesen | STUD |
| 55 | Tutulupeatau Mataeale | DT |
| 56 | Troy Bacon | OL |
| 57 | Tennessee Suèsuè | OL |
| 58 | Robert Ash | DT |
| 59 | Mason Hampton | OL |
| 60 | Kellen Buhr | OL |
| 63 | Sitini Kauvaka | OL |
| 66 | Mario Yakoo | OL |
| 68 | Jake Templeton | OL |
| 69 | Tyler Horn | DT |
| 70 | Steven Baggett | OL |
| 71 | Rees Odhiambo | OL |
| 72 | Marcus Henry | OL |
| 73 | Travis Averill | OL |
| 74 | Archie Lewis | OL |
| 75 | Eli McCullough | OL |
| 76 | Jerhen Ertel | OL |
| 77 | RJ Thorne | OL |
| 78 | Andres Preciado | OL |
| 80 | D.J. Dean | WR |
| 81 | Dallas Burroughs | WR |
| 82 | Thomas Sperbeck | WR |
| 84 | Jake Hardee | TE |
| 85 | Holden Huff | TE |
| 86 | Chase Blakley | TE |
| 87 | Alec Dhaenens | TE |
| 88 | Jake Roh | TE |
| 89 | Connor Peters | TE |
| 90 | Justin Taimatuia | DT |
| 91 | David Lucero | TE |
| 92 | Paul Semons | DT |
| 93 | Brennyn Dunn | TE |
| 94 | Sam McCaskill | DE |
| 95 | Leighton Vander Esch | LB |
| 96 | Elliot Hoyte | DT |
| 97 | Austin Silsby | DE |
| 98 | Antoine Turner | DT |
| 99 | Derek Boles | DT |

PRONUNCIATION GUIDE

| | | |
|---|--|--|
| Jay Ajayi uh-JYE-ee | Jerhen Ertel JARE-en / uhr-TELL | Alex Ogle OH-guhl |
| Travis Averill A-vuhr-uhl | Dan Goodale GOOD-ale | Tyler Rausa ROSS-uh |
| Charles Bertoli buhr-TOLL-ee | Zavior Hoxie ZAVE-yuhr / HAWK-see | Blake Renaud REE-no |
| Chase Blakley BLAKE-lee | Elliot Hoyte hoit | Jake Roh row |
| Mat Boesen BO-zen | Jeremy Ioane ee-oh-AH-nay | Tennessee Suèsuè SUH-ay-SUH-ay |
| Kellen Buhr burr | Terrell Johnson tuhr-ELL | Justin Taimatuia TIE-muh-too-EE-uh |
| Dallas Burroughs BURR-owes | Sitini Kauvaka sih-TEE-nee / cow-VAH-kuh | Andrew Tercek TUHR-sek |
| Kamalei Correa KAH-muh-lay / corr-AY-uh | Tutulupeatau Mataeale | Tanner Vallejo vuh-LAY-ho |
| Matt Cota COAT-uh | too-TOO-loo-PEE-uh-tau / mah-tah-AY-lay | Sean Wale whale |
| Donte Deayon DEE-on | David Moa MO-uh | Mario Yakoo YAW-koo |
| Devan Demas DEE-muss | Jonathan Moxey MOX-ee | |
| Alec Dhaenens DAY-nenz | Rees Odhiambo reese / AH-dee-AHM-bo | |

2014 BOISE STATE FOOTBALL STATISTICS - After Seven Games

5-2, 3-1 Mountain West

| DATE | OPPONENT <TV> | W/L | SCORE | ATTENDANCE |
|-----------------|---|----------|--------------|---------------|
| Aug. 28 | vs. Ole Miss <ESPN> <i>Chick-fil-A Kickoff Classic, Atlanta, Ga.</i> | L | 13-35 | 32,823 |
| Sept. 6 | * Colorado State <ESPN2> | W | 37-24 | 34,910 |
| Sept. 13 | at Connecticut <ABC/ESPN2> | W | 38-21 | 30,098 |
| Sept. 20 | Louisiana-Lafayette <CBS Sports Network> | W | 34-9 | 33,337 |
| Sept. 27 | * at Air Force <CBS Sports Network> | L | 14-28 | 30,012 |
| Oct. 4 | * at Nevada <CBS Sports Network> | W | 51-46 | 32,327 |
| Oct. 17 | * Fresno State <ESPN> | W | 37-27 | 35,008 |
| Oct. 24 | BYU, 7 p.m. <ESPN> | | | |
| Nov. 11 | * at New Mexico, 5 p.m. <CBS Sports Network> | | | |
| Nov. 15 | * San Diego State, TBA <ESPN Networks> | | | |
| Nov. 22 | * at Wyoming, TBA <ESPN Networks> | | | |
| Nov. 29 | * Utah State, TBA <ESPN Networks> | | | |

* Mountain West Games **Home Games in Bold** All Times Mountain

| <u>ATTENDANCE</u> | <u>All Games</u> | <u>Home</u> | <u>Away</u> | <u>Neutral</u> | <u>SCR BY QUARTER</u> | <u>1</u> | <u>2</u> | <u>3</u> | <u>4</u> | <u>TOTAL</u> | <u>AVG</u> |
|-------------------|------------------|-------------|-------------|----------------|-----------------------|-----------|-----------|-----------|-----------|--------------|-------------|
| Total | 228,515 | 103,255 | 92,437 | 32,823 | Boise State | 60 | 65 | 44 | 55 | 224 | 32.0 |
| Average | 32,645 | 34,418 | 30,812 | 32,823 | Opponents | 47 | 31 | 39 | 73 | 190 | 27.1 |

| <u>TEAM STATISTICS</u> | <u>BSU</u> | <u>OPP</u> | <u>TEAM STATISTICS</u> | <u>BSU</u> | <u>OPP</u> |
|-------------------------------|----------------|----------------|----------------------------------|------------------|------------------|
| FIRST DOWNS | 171 | 129 | PUNT RETURNS: #/YDS | 16/ 134 | 6/ 65 |
| Rushing | 66 | 41 | Average Per Return | 8.4 | 10.8 |
| Passing | 94 | 75 | PUNTS-YARDS | 30/ 1,201 | 42/ 1,875 |
| Penalty | 11 | 13 | Average Per Punt | 40.0 | 44.6 |
| TOTAL OFFENSE | 3,395 | 2,561 | Net Punt Average | 35.9 | 39.1 |
| Total Plays | 558 | 491 | PENALTIES/YARDS | 54/ 471 | 36/ 257 |
| Yards Per Play | 6.1 | 5.2 | Average Per Game | 67.3 | 36.7 |
| Yards Per Game | 485.0 | 365.9 | 3rd DOWN CONVERSIONS | 50/ 112 | 41/ 110 |
| RUSHING YARDAGE | 1,358 | 843 | Percentage | 44.6 | 37.3 |
| Yards Gained Rushing | 1,583 | 1,060 | 4th DOWN CONVERSIONS | 6/ 14 | 4/ 10 |
| Yards Lost Rushing | 225 | 217 | Percentage | 42.9 | 40.0 |
| Rushing Attempts | 296 | 240 | TIME OF POSSESSION / GAME | 31:59 | 28:01 |
| Average Per Rush | 4.6 | 3.5 | TURNOVERS | 17 | 17 |
| Average Per Game | 194.0 | 120.4 | Fumbles/ Lost | 11/ 6 | 9/ 4 |
| Touchdowns | 13 | 8 | Interceptions | 11 | 13 |
| PASSING YARDS | 2,037 | 1,718 | SACKS BY | 22/ 137 | 15/ 107 |
| Comp/Att/Int | 181/ 262/ 11 | 140/ 251/ 13 | RED-ZONE SCORES | 28/ 35 | 21/ 25 |
| Average Per Attempt | 7.8 | 6.8 | Percentage | 80.0 | 84.0 |
| Average Per Completion | 11.3 | 12.3 | RED-ZONE TOUCHDOWNS | 20/ 35 | 14/ 25 |
| Average Per Game | 291.0 | 245.4 | Percentage | 57.1 | 56.0 |
| Touchdowns | 12 | 14 | | | |
| Eff. Rating | 141.11 | 121.32 | | | |
| KICKOFF RETURNS: #/YDS | 31/ 598 | 12/ 194 | | | |
| Average Per Return | 19.3 | 16.2 | | | |

-more-

INDIVIDUAL STATISTICS

| RUSHING | G | TC | YDS-G | YDS-L | TOTAL | TDs | YPC | YPG | LG |
|---------------------------|----------|------------|--------------|--------------|--------------|------------|------------|--------------|-----------|
| Jay Ajayi | 7 | 172 | 911 | 44 | 867 | 10 | 5.0 | 123.9 | 74 |
| Grant Hedrick | 7 | 86 | 385 | 125 | 260 | 2 | 3.0 | 37.1 | 32 |
| Shane Williams-Rhodes | 7 | 8 | 142 | 0 | 142 | 0 | 17.8 | 20.3 | 49 |
| Devan Demas | 7 | 9 | 94 | 3 | 91 | 1 | 10.1 | 13.0 | 73 |
| Jeremy McNichols | 2 | 1 | 28 | 0 | 28 | 0 | 28.0 | 14.0 | 28 |
| Jack Fields | 6 | 4 | 12 | 5 | 7 | 0 | 1.8 | 1.2 | 6 |
| Thomas Sperbeck | 7 | 1 | 6 | 0 | 6 | 0 | 6.0 | 0.9 | 6 |
| Ryan Finley | 2 | 4 | 5 | 10 | -5 | 0 | -1.2 | -2.5 | 5 |
| Dan Goodale | 7 | 1 | 0 | 7 | -7 | 0 | -7.0 | -1.0 | 0 |
| Team | | 10 | 0 | 31 | -31 | | | | |
| BOISE STATE TOTALS | 7 | 296 | 1,583 | 225 | 1,358 | 13 | 4.6 | 194.0 | 74 |
| OPP TOTAL | 7 | 240 | 1,060 | 217 | 843 | 8 | 3.5 | 120.4 | 76 |

| PASSING | G | CMP | ATT | INT | PCT. | TDs | YARDS | YPG | RATING | LG |
|---------------------------|----------|------------|------------|------------|-------------|------------|--------------|--------------|---------------|-----------|
| Grant Hedrick | 7 | 166 | 231 | 10 | 71.9 | 8 | 1,831 | 261.6 | 141.21 | 57 |
| Ryan Finley | 2 | 12 | 25 | 1 | 48.0 | 2 | 161 | 80.5 | 120.50 | 43 |
| Thomas Sperbeck | 7 | 2 | 2 | 0 | 100.0 | 1 | 38 | 5.4 | 424.60 | 29 |
| Matt Miller | 5 | 1 | 3 | 0 | 33.3 | 1 | 7 | 1.4 | 162.93 | 7 |
| Terrell Johnson | 2 | 0 | 1 | 0 | 00.0 | 0 | 0 | 0.0 | 0.00 | 0 |
| BOISE STATE TOTALS | 7 | 181 | 262 | 12 | 69.1 | 12 | 2,037 | 191.0 | 141.11 | 57 |
| OPP TOTALS | 7 | 140 | 251 | 13 | 55.8 | 14 | 1,718 | 245.4 | 121.32 | 76 |

| TOTAL OFFENSE | G | PLAYS | RUSH | PASS | TOTAL | YPG |
|----------------------|----------|--------------|-------------|-------------|--------------|------------|
| Grant Hedrick | 7 | 317 | 260 | 1,831 | 2,091 | 298.7 |
| Jay Ajayi | 7 | 172 | 867 | 0 | 867 | 123.9 |

| ALL-PURPOSE | G | RUSH | REC. | PUNT-R | KOFF-R | INT-R | TOTAL | YPG |
|-----------------------|----------|-------------|-------------|---------------|---------------|--------------|--------------|------------|
| Jay Ajayi | 7 | 867 | 317 | 0 | 0 | 0 | 1,184 | 169.1 |
| Matt Miller | 5 | 0 | 461 | 0 | 0 | 0 | 461 | 92.2 |
| Shane Williams-Rhodes | 7 | 142 | 343 | 134 | 0 | 0 | 619 | 88.4 |

| RECEIVING | G | REC | YARDS | TDs | YPC | YPG | LG |
|---------------------------|----------|------------|--------------|------------|-------------|--------------|-----------|
| Shane Williams-Rhodes | 7 | 45 | 343 | 3 | 7.6 | 49.0 | 50 |
| Jay Ajayi | 7 | 35 | 317 | 2 | 9.1 | 45.3 | 34 |
| Matt Miller | 5 | 28 | 461 | 3 | 16.5 | 92.2 | 57 |
| Jake Roh | 7 | 20 | 243 | 1 | 12.1 | 34.7 | 43 |
| Dallas Burroughs | 7 | 12 | 113 | 0 | 9.4 | 16.1 | 26 |
| Thomas Sperbeck | 7 | 11 | 151 | 0 | 13.7 | 21.6 | 31 |
| Troy Ware | 5 | 7 | 93 | 0 | 13.3 | 18.6 | 29 |
| Jeremy McNichols | 2 | 7 | 74 | 0 | 10.6 | 37.0 | 20 |
| Holden Huff | 6 | 6 | 99 | 0 | 16.5 | 16.5 | 25 |
| Chaz Anderson | 7 | 6 | 117 | 0 | 19.5 | 16.7 | 55 |
| Grant Hedrick | 7 | 2 | 16 | 2 | 8.0 | 2.3 | 9 |
| Alec Dhaenens | 7 | 1 | 2 | 1 | 2.0 | 0.3 | 2 |
| Jack Fields | 6 | 1 | 8 | 0 | 8.0 | 1.3 | 8 |
| BOISE STATE TOTALS | 7 | 181 | 2,037 | 12 | 11.3 | 291.0 | 57 |
| OPP TOTALS | 7 | 140 | 1,718 | 14 | 12.3 | 245.4 | 76 |

| PUNTING | G | NO | YARDS | AVG | LONG | I/20 | PUNT RETURNS | G | NO | YARDS | TDs | AVG | LG |
|-------------------|----------|-----------|--------------|-------------|-------------|-------------|-----------------------|----------|-----------|--------------|------------|-------------|-----------|
| Sean Wale | 7 | 30 | 1,201 | 40.0 | 55 | 11 | Shane Williams-Rhodes | 7 | 16 | 134 | 0 | 8.4 | 37 |
| BSU TOTALS | 7 | 30 | 1,201 | 40.0 | 55 | 11 | BSU TOTALS | 7 | 16 | 134 | 0 | 8.4 | 37 |
| OPP TOTALS | 7 | 42 | 1,875 | 44.6 | 70 | 6 | OPP TOTALS | 7 | 6 | 65 | 0 | 10.8 | 26 |

| KICKOFF RETURNS | G | NO | YARDS | TDs | AVG | LG | INTERCEPTIONS | G | NO | YARDS | TDs | AVG/PG | LG |
|------------------------|----------|-----------|--------------|------------|-------------|-----------|----------------------|----------|-----------|--------------|------------|---------------|-----------|
| Dallas Burroughs | 7 | 17 | 347 | 0 | 20.4 | 47 | Donte Deayon | 5 | 4 | 54 | 1 | 0.8 | 50 |
| Bryan Douglas | 6 | 10 | 210 | 0 | 21.0 | 28 | Darian Thompson | 6 | 4 | 0 | 0 | 0.7 | 15 |
| Terrell Johnson | 2 | 2 | 26 | 0 | 13.0 | 16 | Tyler Gray | 7 | 2 | 39 | 1 | 0.3 | 32 |
| Jake Hardee | 7 | 1 | 8 | 0 | 8.0 | 8 | Jeremy Ioane | 5 | 2 | 0 | 0 | 0.4 | 0 |
| Jake Roh | 7 | 1 | 7 | 0 | 7.0 | 7 | Jonathan Moxey | 7 | 1 | 0 | 0 | 0.1 | 0 |
| BSU TOTALS | 7 | 31 | 598 | 0 | 19.3 | 47 | BSU TOTALS | 7 | 13 | 108 | 2 | 1.9 | 50 |
| OPP TOTALS | 7 | 12 | 194 | 0 | 16.2 | 29 | OPP TOTALS | 7 | 11 | 112 | 1 | 1.6 | 56 |

| FUMBLE RETURNS | G | NO | YARDS | TDs | LONG | KICKOFFS | G | NO | YARDS | AVG | TB | OB |
|-----------------------|----------|-----------|--------------|------------|-------------|-------------------|----------|-----------|--------------|-------------|-----------|-----------|
| Tanner Vallejo | 7 | 1 | 31 | 1 | 31 | Dan Goodale | 7 | 44 | 2,837 | 64.5 | 33 | 0 |
| BSU TOTALS | 7 | 1 | 31 | 1 | 31 | BSU TOTALS | 7 | 44 | 2,837 | 64.5 | 33 | 0 |
| OPP TOTALS | 7 | 1 | 4 | 0 | 4 | OPP TOTALS | 7 | 37 | 2,283 | 61.7 | 5 | 1 |

| SCORING | G | TDs | PAT-1 | PAT-2 | FGs | DXP | Saf | TOTAL |
|---------------------------|----------|------------|--------------|--------------|--------------|------------|------------|--------------|
| Jay Ajayi | 7 | 12 | | | | | | 72 |
| Dan Goodale | 7 | | 26/28 | | 10/14 | | | 56 |
| Grant Hedrick | 7 | 4 | | | | | | 24 |
| Matt Miller | 5 | 3 | | | | | | 18 |
| Shane Williams-Rhodes | 7 | 3 | | | | | | 18 |
| Devan Demas | 7 | 1 | | | | | | 6 |
| Donte Deayon | 5 | 1 | | | | | | 6 |
| Jake Roh | 7 | 1 | | | | | | 6 |
| Alec Dhaenens | 7 | 1 | | | | | | 6 |
| Tyler Gray | 7 | 1 | | | | | | 6 |
| Tanner Vallejo | 7 | 1 | | | | | | 6 |
| BOISE STATE TOTALS | 7 | 28 | 26/28 | | 10/14 | | | 224 |
| OPP TOTALS | 7 | 23 | 19/20 | 3/3 | 9/9 | | | 190 |

| FIELD GOALS | G | FGM | FGA | PCT | AVG | 10-19 | 20-29 | 30-39 | 40-49 | 50-UP | LONG |
|--------------------|----------|------------|------------|------------|------------|--------------|--------------|--------------|--------------|--------------|-------------|
| Dan Goodale | 7 | 10 | 14 | 71.4 | 1.4 | 0/0 | 3/3 | 4/5 | 3/6 | | 43 |

| | | | |
|---------------------|---|-----------------|-------------------------------|
| Ole Miss | 25 & 43 - made | Fresno State | 34, 40 & 24 - made |
| Colorado State | 23 - made | BYU | |
| Connecticut | 38 - made | New Mexico | |
| Louisiana-Lafayette | 40 & 33 - made; 44 & 32 - missed | San Diego State | |
| Air Force | 46 - missed | Wyoming | |
| Nevada | 35 - made; 43 - missed | Utah State | |

| TACKLES | G | UT | AT | TOTAL | TFL-YARDS | QB-SACKS | PBU | F-FUM | R-FUM/Yds |
|----------------------|----------|-----------|-----------|--------------|------------------|-----------------|------------|--------------|------------------|
| Tanner Vallejo | 7 | 27 | 20 | 47 | 8.5 / 30 | 1.5 / 18 | 1 | | 2 / 31 |
| Tyler Gray | 7 | 17 | 17 | 34 | 3.0 / 8 | 2.0 / 5 | 4 | 1 | |
| Corey Bell | 7 | 22 | 11 | 33 | 3.0 / 11 | 1.0 / 8 | 1 | | |
| Kamalei Correa | 7 | 20 | 9 | 29 | 6.0 / 27 | 3.5 / 21 | | 2 | |
| Darian Thompson | 6 | 20 | 6 | 26 | 3.5 / 5 | | 1 | | |
| Blake Renaud | 6 | 13 | 12 | 25 | 5.0 / 13 | 1.0 / 4 | | | 1 / 0 |
| Ben Weaver | 6 | 12 | 11 | 23 | | | | | |
| Donte Deayon | 5 | 14 | 8 | 22 | 2.0 / 6 | 1.0 / 4 | 2 | 1 | |
| Armand Nance | 7 | 10 | 11 | 21 | 3.0 / 11 | 1.0 / 5 | | 1 | |
| Beau Martin | 7 | 14 | 6 | 20 | 9.0 / 27 | 3.5 / 16 | 2 | | |
| Chancellor James | 7 | 13 | 6 | 19 | 1.0 / 4 | | | | 1 / 0 |
| Gabe Perez | 7 | 6 | 9 | 15 | 2.5 / 13 | 1.5 / 12 | 1 | | |
| Jonathan Moxey | 7 | 8 | 4 | 12 | | | 3 | 1 | |
| Jeremy Ioane | 4 | 2 | 8 | 10 | | | 1 | | |
| Sam McCaskill | 7 | 5 | 5 | 10 | 1.5 / 4 | | | | |
| Cleshawn Paige | 4 | 8 | 1 | 9 | 1.0 / 2 | | 4 | | |
| Dylan Sumner-Gardner | 6 | 6 | 3 | 9 | 1.0 / 1 | | 1 | | |
| Mat Boesen | 7 | 8 | 1 | 9 | 3.0 / 20 | 3.0 / 20 | 1 | | |
| Elliot Hoyte | 7 | 4 | 4 | 8 | 1.5 / 11 | 1.0 / 10 | | | |
| Antoine Turner | 7 | 3 | 4 | 7 | 0.5 / 1 | | 2 | | |
| Joey Martarano | 7 | 4 | 3 | 7 | | | | | |
| Dillon Lukehart | 7 | 6 | 1 | 7 | | | | | |
| Cameron Hartsfield | 7 | 4 | 2 | 6 | | | | | |
| Bryan Douglas | 4 | 3 | 3 | 6 | | | 1 | | |
| Tyler Horn | 1 | 3 | 1 | 4 | 1.0 / 4 | 1.0 / 4 | | | |
| Travis Saxton | 5 | 2 | 1 | 3 | | | | | |
| Marcus Henry | 7 | 2 | 0 | 2 | | | | | |
| Dusty Fisher | 7 | 1 | 1 | 2 | | | | | |
| Thomas Sperbeck | 7 | 2 | 0 | 2 | | | | | |
| Robert Ash | 5 | 1 | 0 | 1 | 1.0 / 10 | 1.0 / 10 | | | |
| Dan Goodale | 7 | 0 | 1 | 1 | | | | | |
| Darren Lee | 7 | 1 | 0 | 1 | | | | | |
| Taylor Pope | 3 | 0 | 1 | 1 | | | | | |
| Rondell McNair | 2 | 1 | 0 | 1 | | | | | |
| Charles Bertoli | 7 | 1 | 0 | 1 | | | | | |
| Chris Santini | 7 | 1 | 0 | 1 | | | | | |

Blocked Kicks