

## The Coaches

### UCONN HEAD COACH BOB DIACO

UConn head coach **Bob Diaco** is in his second year as the head coach at UConn and his second overall as a collegiate head coach. Diaco served on the Notre Dame coaching staff as the defensive coordinator from 2000-13 and was the assistant head coach in 2012 and '13. He was the 2012 winner of the Frank Broyles Award, given to the top assistant college football coach in the country and was the first Irish assistant to receive the prestigious award. He was a semifinalist for the award in 2011. Diaco joined the Notre Dame staff in 2010 as defensive coordinator and inside linebacker coach, took responsibility for the entire linebacker position in 2011 and added responsibilities as associate head coach in 2012. His 2012 Irish defense ranked among the top 10 in the Football Bowl Subdivision in 12 different categories as the school played in the BCS National Championship Game and posted an overall record of 12-1. Diaco has an impressive coaching resume as he served at Virginia (2006-08) as the linebackers and special teams coordinator and Cincinnati (2009) as the defensive coordinator and inside linebackers coach before joining the Notre Dame staff. A native of Cedar Grove, N.J., and a 1995 Iowa graduate, Diaco began his coaching career in 1996-97 as a graduate assistant at his alma mater. He then served on the staffs of Western Illinois (1999-2000) as the special teams coordinator and running backs coach, Eastern Michigan (2001-2003) working with the same positions and Central Michigan (2005) as the co-defensive coordinator and linebackers coach. He was a two-time All-Big Ten selection at Iowa as a linebacker under Hall of Fame coach Hayden Fry and was named the team's co-MVP in 1995, starting in all 23 games over his junior and senior seasons.

### BYU HEAD COACH BRONCO MENDENHALL

**Bronco Mendenhall** is in his 11th season in charge of the BYU program and has led the Cougars to bowl games in each of his seasons in Provo. He has an overall record of 92-41 at BYU and the team won 34 games from 2011-14. Last year, BYU was 8-5 and played in the Miami Beach Bowl against Memphis. In 2014, the Cougars went 8-5 and played in the Kraft Fight Hunger Bowl against Washington. Mendenhall led the Cougars to a 10-3 record in 2011, including a win over Tulsa in the Armed Force Bowl and a final national ranking of 25th in country by the Associated Press. Prior to become head coach at BYU, he was the defensive coordinator for the Cougars from 2003-04 and also had coaching stints at Oregon State (1989-90 and 1995-96), Snow College in Ephraim, Utah (1991-92), Northern Arizona (1993-94), Louisiana Tech (1997) and New Mexico (1998-2002), where he served as defensive coordinator and assistant head coach. He was a defensive back at Oregon State and is a 1988 Oregon State graduate.

## Radio & TV Coverage

### TELEVISION COVERAGE

Friday's game will be televised live nationally on ESPN2. **Eamon McAnaney** is on play-by-play, **Rocky Boiman** does color and **Chris Damiani** is the producer.

### RADIO COVERAGE

The UConn IMG Sports Network is the home of Husky football on the radio. WTIC Newstalk 1080 in Hartford serves as the flagship station and is the state's only 50,000 watt signal and can be heard in 23 states and parts of Canada. The 2015-16 year marks the 24th consecutive season that WTIC is the flagship for UConn sports. The 2015-16 football and men's and women's basketball season also marks the third year that the radio rights are held by IMG College, which is UConn's multi-media rights partner.

Veteran UConn announcers **Joe D'Ambrosio** (play-by-play) and **Wayne Norman** (color commentary) return to call the action with **Kevin Nathan** on the sidelines and **Anthony "Rex" McCalla** on production.

*Norman, who is in his 35th season of being part of the UConn radio team, is ranked 14th in country in terms of consecutive years broadcasting college football for a single school – play-by-play or color. Bob Robertson of Washington State leads the way with 49. The survey was done by the Louisiana Tech Athletic Communications Office.*

For home noon games, the day begins early for WTIC at 5:30 a.m. with "Ray at

## UConn Schedule/Results

Date	Opponent (TV)	Score/Time
9/3	VILLANOVA (SNY)	W, 20-15
9/12	ARMY (CBSSN)	W, 22-17
9/19	at Missouri (ESPN)	L, 9-6
9/26	NAVY * (CBSSN)	L, 28-18
10/2	at BYU (ESPN2)	10:15 p.m.
10/10	at UCF *	TBA
10/17	USF *	TBA
10/24	at Cincinnati *	TBA
10/30	EAST CAROLINA * (ESPNU)	7 p.m.
11/7	at Tulane *	TBA
11/21	HOUSTON *	TBA
11/28	at Temple *	TBA

\*Denotes American Athletic Conference Game

## BYU Schedule/Results

Date	Opponent (TV)	Score/Time
9/5	at Nebraska	W, 33-28
9/12	BOISE STATE	W, 35-24
9/19	at UCLA	L, 24-23
9/26	at Michigan (ABC)	L, 31-0
10/2	UCONN (ESPN2)	8:15 p.m.
10/10	EAST CAROLINA	TBA
10/16	CINCINNATI (ESPN)	6 p.m.
10/24	WAGNER (BYUtv)	1 p.m.
11/6	at San Jose State (CBSSN)	8:30 p.m.
11/14	at Missouri	TBA
11/21	FRESNO STATE	TBA
11/28	at Utah State (CBSSN)	1:30 p.m.

## Quick Hits

- UConn plays its final non-conference game of the regular season as it travels to BYU. The game is the longest regular season trip in the history of the program at approximately 2,000 miles.
- Redshirt sophomore quarterback Bryant Shirreffs has thrown for over 200 yards in three of his first four career starts.
- First or second year players have accounted for 44 of UConn's 67 receptions this season and only two have been made by a player in final year of eligibility.
- UConn is ranked 21st in the country this week in total defense and is first in the American. The Huskies are 24th in the country in scoring defense and second in the American.
- UConn is beginning a stretch of three of its next four games on the road.



# Oct. 2 vs. BYU Game Notes

## The Match-Up



### Rushing Yards-TD

Newsome.....153-1	Hine.....312-2
Johnson.....131-3	Hill.....72-2
Shirreffs.....115-0	Bernard.....30-0

### Passing Yards-TD-INT

Shirreffs.....847-4-1	Mangum.....719-4-3
	Hill.....268-1-1

### Receptions-Receiving Yards-TD

Thomas.....19-286-0	Mathews.....18-189-3
Beals.....13-132-1	Juergens.....15-250-2
Newsome.....11-104-1	Blackmon.....15-185-0

### Points Scored

Johnson.....18	Samson.....25
Puyol.....16	Mathews.....18
Two Players.....12	Three Players.....12

### Total Tackles

Adams.....34	Wadsworth.....32
Joseph.....28	Langi.....27
Melifonwu.....23	Pikula.....20
Walsh.....21	Warner.....18
Stewart.....20	Hannemann.....18

### Interceptions

Adams.....2	Nacua.....4
J. Williams.....1	Langi.....2
	Hannemann.....1

### TFLs-Sacks

Carrezola.....4.0-1.0	Langi.....5.0-4.0
Fatukasi.....3.0-2.5	Taele.....5.0-1.5
Two Players.....2.5-0.0	Wadsworth.....2.5-0.0

Category.....	UConn	BYU
Total Offense.....	320.0	350.5
Rushing Offense.....	108.2	103.8
Passing Offense.....	211.8	246.8
Passing Efficiency.....	140.3	118.94
Scoring Offense.....	16.5	22.8
First Downs For.....	73	71
Third Down Conv.....	36%	35%
Turnovers-INT/FUM.....	5-2/3	4-4/0
Total Defense.....	295.2	414.0
Rushing Defense.....	170.5	185.0
Passing Defense.....	124.8	229.0
Passing Eff. Defense.....	116.6	123.42
Scoring Defense.....	17.2	26.8
First Downs Against.....	64	82
Third Down Defense.....	46%	35%
TOs Forced-INT/FUM.....	5-3/2	8-7/1
Time Of Possession.....	31:11	30:04
Turnover Margin.....	0	+4
Penalties-Yards.....	22-187	19-164

the Rent" with **Ray Dunaway**. The Tailgate Show is next with **Bob Joyce** and Nathan from 9:30 a.m. to 10:30 a.m. The IMG Network pregame show with Joyce and – new to the broadcast team this year -- former Husky quarterback **Casey Cochran** at 10:30 a.m. with the game broadcast starting at 11:30 a.m.

Other affiliates for UConn football on the UConn IMG Sports Network include longtime affiliate WILI 1400-AM in Willimantic and WAVZ-1300 AM in New Haven and WGCH 1490-AM in Greenwich. **In addition, the games can be heard on the TuneIn Radio app.**

**The BYU game will also be available on Sirius Radio Channel 84 and XM Channel 84.**

### "THE UCONN FOOTBALL COACH'S RADIO SHOW"

The UConn IMG Sports Network airs the UConn Football Coach's Show presented by Webster Bank throughout the fall, normally on Thursday evenings from 6:00 p.m. to 7:00 p.m. at the Wood-n-Tap in Vernon, Conn.

Hosted by **Joe D'Ambrosio**, the show is heard on WTIC NewsTalk 1080, WILI 1400-AM in Willimantic, WAVZ-1300 AM in New Haven and WGCH 1490-AM in Greenwich. In addition, the games can be heard on the TuneIn Radio app.

Coach **Bob Diaco**, two student-athletes and other individuals associated with UConn football will participate in the hour-long show looking forward to upcoming match-ups. The Wood-n-Tap in Vernon is located at 236 Hartford Turnpike and fans are invited to attend to watch the show live in person. There will be ticket and prize giveaways every show.

## The Game

### UCONN VS. BYU HISTORY

Friday's game is the second meeting between UConn and BYU in the sport of football as the two teams kicked off the 2014 season with a 35-10 BYU win at Rentschler Field on August 29. The game marked the head coaching debut of UConn's Bob Diaco.

BYU QB Taysom Hill threw for 308 yards and two touchdowns in the game and also rushed for 97 yards. BYU led 14-0 after the first quarter and 28-7 at the half. UConn QB Casey Cochran threw for 171 yards in the game while Jeremy Davis had seven receptions for 96 yards.

BYU is the second independent team that UConn has played this year after defeating Army by a 22-17 score on Sept. 12. UConn has an all-time record of 6-3 against the three current FBS independents (1-0 vs. Notre Dame with a win in 2009, 0-1 vs. BYU and 5-2 vs. Army).

The trip to BYU is also the longest in UConn football regular season history at approximately 2,023 miles – only topped by UConn's trip to the Phoenix area for the 2011 Fiesta Bowl. UConn will travel to play at Boise State on September 8, 2018, which will then become the longest regular season trip in Husky football history at 2,191 miles. The previous longest trips in UConn football regular season history were to SMU in Dallas in 1989 and 2013.

UConn's trip to BYU this year is the ninth-longest in college football this season in continental games.

### UCONN VS. BYU CONNECTIONS

UConn does not have any players from Utah on its roster while BYU does not have any Connecticut natives on its roster...UConn assistant coaches Don Patterson and Frank Verducci were on the Iowa staff when BYU and Iowa played to a 13-13 tie in 1991 Holiday Bowl...UConn assistant coach Kevin Wolthausen was on the 1994 Oklahoma staff that played BYU in the Copper Bowl.

# Oct. 2 vs. BYU Game Notes



## Squad Notes

### UCONN AND NATIONAL LEADERS

Here is where UConn stands in selected NCAA Statistical Categories:

#### QB Bryant Shirreffs

Passing Yards Per Game, 236.0 yards per game, 47th in country, 5th in American

Passing Efficiency, 145.0, 48th in country, 6th in American

Total Offense, 268.0 yards per game, 39th in country, 6th in American

#### SS Andrew Adams

Interceptions, 0.5 per game, 31st in country, 4th in American

#### Team

Total Defense, 295.3 yards per game, 21st in country, 1st in American

Scoring Defense, 17.3 ppg, 24th in country, 2nd in American

Pass Efficiency Defense: 116.64, 57th in country, 2nd in American

### THE HUSKY CAPTAINS

The four UConn football captains for the 2015 season were announced on August 26th and they were selected by voting by members of the entire UConn program. The captains- redshirt senior safety **Andrew Adams** (Fayetteville, Ga.), redshirt senior defensive lineman **Julian Campenni** (West Pittston, Pa.), redshirt junior offensive tackle **Andreas Knappe** (Silkeborg, Denmark) and redshirt senior linebacker **Marquise Vann** (Cincinnati, Ohio). Here are comments from Diaco on each one:

**Andrew Adams:** "Andrew has a lot of experience at the position. He's played a lot of reps at the position, and he has a lot of cache with the team, being a veteran player. He's demonstrative, he's a quick thinker, so he has a lot of answers. He presents like a coach on the field, running a lot of our automatics and getting guys in the proper position."

**Julian Campenni:** "He is kind of quiet, but a great listener. He does it the right way on campus, and then he goes on the field and produces. I think his greatest trait is that he goes on the field and does well. He plays well, he makes plays, he's hard to block, he's disruptive and that's recognized by the football family in terms of that value."

**Andreas Knappe:** "He is new to the game, but does it all over the place. He takes accountability. He is the epitome of tough gentleman. He has the concept of a gentleman but he has a real backbone there and his principle. When I say toughness that's what I mean, a person with principle. He's definitely that. He knows he's good at the game, and good at the position. He's the first one to tell you that, but he's working on it every day, getting better and better. His best football is out in front of him."

**Marquise Vann:** "He is a very strong and faithful person. He has a real strong moral compass, which the guys enjoy. Not that anybody's perfect, but he's a pretty unflappable guy and a very focused individual. He loves hard work. He loves working hard. The guys really respect that."

### PRESEASON WATCH LISTS

The following Huskies were named to Award Watch Lists prior to the 2015 season.

[Lombardi Award Watch List](#)

**LB Graham Stewart**

**LB Marquise Vann**

[Rimington Trophy Watch List](#)

**C Ryan Crozier (out for season with injury)**

[Wuerffel Trophy](#)

**OT Andreas Knappe**

## American Standings

EAST	Conference	Overall	Streak
Temple	1-0 1.000	3-0 1.000	W3
USF	0-0 .000	1-2 .333	L2
UCF	0-0 .000	0-4 .000	L4
East Carolina	0-1 .000	2-2 .500	W1
<b>UConn</b>	<b>0-1 .000</b>	<b>2-2 .500</b>	<b>L2</b>
Cincinnati	0-2 .000	2-2 .500	L1
WEST			
Navy	2-0 1.000	3-0 1.000	W3
Memphis	1-0 1.000	4-0 1.000	W4
Houston	0-0 .000	3-0 1.000	W3
Tulsa	0-0 .000	2-1 .667	L1
Tulane	0-0 .000	1-2 .333	W1
SMU	0-0 .000	1-3 .250	L2

## Out of Town Scoreboard

### Thursday, Oct. 1

Miami at Cincinnati, 7:30 p.m.

### Friday, Oct. 2

Temple at Charlotte, 7 p.m.

Memphis at USF, 7 p.m.

UConn at BYU, 10:15 p.m.

### Saturday, Oct. 3

Air Force at Navy, 3:30 p.m.

UCF at Tulane, TBD

East Carolina at SMU, TBD

Houston at Tulsa, TBD



**AMERICAN**

ATHLETIC CONFERENCE



# Oct. 2 vs. BYU Game Notes

Allstate American Football Coaches Association Good Works Team Nominee

**OT Andreas Knappe**

## HUSKIES AND NATIONAL POLLS

UConn has been ranked in the Associated Press poll for six weeks during its FBS history, four weeks in the USA Today poll and seven weeks in the BCS rankings. UConn was No. 25 on Dec. 5, 2010, in its only ranking of that year. The Huskies were No. 16 on Oct. 28, 2007 and Nov. 4, 2007, No. 25 on Nov. 11, 2007, No. 20 on Nov. 18, 2007 and No. 24 on Sept. 28, 2008.

## HUSKIES VS. NON-CONFERENCE FOES SINCE 2002

Connecticut boasts a 48-31 record against non-conference opponents in the regular season since making the move to the FBS in 2002. The Huskies have won 21 of their last 33 regular season non-league games overall. UConn has posted the following records in non-conference regular season games: 6-6 (2002), 9-3 (2003), 4-1 (2004), 3-1 (2005), 3-2 (2006), 4-1 (2007), 4-1 (2008), 4-1 (2009), 3-2 (2010), 2-3 (2011), 3-2 (2012), 0-4 (2013), 1-3 (2014) and now 2-1 in 2015.

## YOUTH IN THE LINEUP

UConn used a total of 51 players in its victory against Villanova on September 3 and then used 55 in the win against Army. The Huskies used 47 players on the road against Missouri and then 55 vs. Navy on Saturday.

The youth in the UConn lineup is impressive as the 11 Husky starters on offense in the Villanova opener were comprised of seven redshirt sophomores or true sophomores with three redshirt juniors or true juniors. The only senior in the starting offense was right guard **Tyler Samra** (Fairlawn, N.J.) in all four games this season.

On defense, the UConn starting 11 on opening day had four redshirt sophomores or true sophomores with two redshirt juniors.

Two true freshmen made their collegiate debuts against Villanova in wide receiver **Tyraiq Beals** (East Oragne, N.J.) and kicker **Michael Tarbutt** (Grimsby, Ont.). Three more freshmen made their collegiate debut on Saturday vs. Army – linebacker **Dallas Parker** (Ponte Vedra Beach, Fla.), WR **Hergy Mayala** (Montreal, Que.) and tight end **Chris Lee** (Severna Park, Md.). Freshman wide receiver **Aaron McLean** (Southborough, Mass.) made his collegiate debut vs. Missouri.

Beals has 13 receptions for 132 yards on the season, including three for 42 yards in the win vs. Army and three more for 15 yards against Missouri. He led UConn with a career-high six receptions for 63 yards and his first career TD reception.

Of the 51 players used by UConn in the opener vs. Villanova, only 11 are in their final season of eligibility.

## POINDEXTER, DORSEY ON HALL OF FAME BALLOT

UConn defensive coordinator **Anthony Poindexter** and former All-American linebacker **John Dorsey** are on the 2016 National Football Foundation College Football Hall of Fame ballot. The announcement of the 2016 Class will be made on Jan. 8, 2016.

Poindexter, UConn's co-defensive coordinator and safeties coach, is in his second year on the Husky coaching staff. As a player, he was a standout defensive back at Virginia from 1995-

98 before a three-year NFL career with the Baltimore Ravens and Cleveland Browns. A two-time All-American with the Cavaliers, Poindexter was the 1998 ACC Defensive Player of the Year.

The current General Manager of the Kansas City Chiefs, Dorsey was an All-American at linebacker for UConn following the 1983 season. A four-year starter, he was twice named Yankee Conference Defensive Player of the Year. At UConn, he is first in program history in career tackles (495) and single-season tackles (184, 1983). Following his sterling collegiate career, Dorsey was selected in the fourth round of the 1983 NFL Draft by the Green Bay Packers. As a rookie in 1984, he set a team record with 35 special teams tackles, a mark that still stands. Following his five-year playing career, he joined the front office in Green Bay in 1991. Dorsey moved to the Seattle Seahawks in 1999 before a second stint with the Packers from 2000-11. In 2013 he was appointed General Manager of the Chiefs and has held the position since. Kansas City holds a 20-12 record during the regular season under Dorsey's guidance.

## Offense Notes

### SHIRREFFS IMPRESSIVE IN DEBUT

UConn redshirt sophomore quarterback **Bryant Shirreffs** (Jefferson, Ga.) has had a successful start to his Husky career with over 200 yards of passing in three of his first four collegiate starts.

He made his debut against Villanova on September 3 and was 12 of 20 for 202 yards in the air with a pair of touchdowns. He also rushed ten times for 33 yards. His touchdown passes were 14 and 27 yards. Shirreffs also team up with redshirt sophomore Tommy Myers (Coventry, Conn.) for a 69-yard completion on the second play from scrimmage of the second half to set up a go-ahead touchdown.

For his efforts against the Wildcats, he was named the winner of the weekly Gold Helmet Award by the New England Collegiate Football Writers Association.

Against Army on September 12, he was 19 of 25 in the air for 270 yards. He was named to the American Athletic Conference Honor Roll for the week.

Against Missouri on September 19, he was 17 of 26 in the air for 156 yards. Against Navy on Saturday, he was 19 of 32 in the air for 219 yards and two touchdowns.

In 67 pass attempts this season, he has thrown just one interception, Shirreffs transferred to UConn from North Carolina State and sat out the 2014 season. He played in one game for the Wolfpack in 2014 and last Thursday's game was his first collegiate start.

### THOMAS LEADS THE RECEIVERS

UConn junior **Noel Thomas** (Norwalk, Conn.) is the leading receiver for the Huskies this season with 19 catches for 286 yards. He had a career-high seven receptions for 86 yards vs. Missouri, including an incredible 29-yard grab on a third-and-ten play that set up UConn's lone TD of the day. He also had five receptions for 78 yards against Navy.

### TRUE-BLUE MYERS SETS CAREER HIGHS

UConn redshirt sophomore **Tommy Myers** (Coventry, Conn.) set career highs against Villanova on September 3 with 83 receptions yards, including one for 69 yards. Entering the game,

# Oct. 2 vs. BYU Game Notes



Myers had just eight career receiving yards. Myers' father Norm played football at UConn from 1981-84 and his mother Peggy (Walsh) Myers played women's basketball from 1982-86 and had 1,413 career points – among the top 25 in school history. Myers had one reception for 14 yards vs. Army and one for six vs. Navy for his second career TD reception.

## YOUTH AT RECEIVER

The receiving statistics for UConn demonstrate how young the Huskies are this year and the great promise for the future. Of the 67 receptions made by UConn this year, only two have been made by a player in their final year of eligibility and 44 of them have been made by players in either their first or second year of eligibility.

## Defense Notes

### ADAMS PICKS RIGHT UP IN INTERCEPTIONS

Redshirt senior **Andrew Adams** (Fayetteville, Ga.) has had an interception in each of the Huskies' win this year – and both came at critical times.

His first interception of the season in the win over Villanova with a third-quarter grab with 6:32 to play as Villanova had moved to the UConn 36-yard line as the Huskies had a 13-9 lead.

On Sept. 13 vs. Army, Adams had a pick with 2:21 left in the game as the Black Knights had the ball and were trying for a game-winning TD drive.

Adams now has eight career interceptions and led the Huskies last season with four last season – including three against UCF on Nov. 1, which tied a school single-game record.

### SOPHOMORE STANDOUT PERFORMANCES

Redshirt sophomore linebacker **Junior Joseph** (Sinking Springs, Pa.) had a career-high nine tackles vs. Villanova as he made his fifth career start. Classmate **Folorunso Fatukasi** (Far Rockaway, N.Y.) also set his career high with six tackles while registered a pair of sacks for a total loss of 13 yards. Sophomore **Luke Carrezola** (Langhorne, Pa) also set a career high with six tackles and had a complete game with two tackles for a loss, including a sack. He also had a fumble recovery and two QB hurries.

Joseph was the second-leading tackler for the Huskies vs. Army with five stops while Carrezola had two.

Joseph again led the sensational defensive performance vs. Missouri with nine stops and sophomore cornerback Jamar Summers (East Orange, N.J.) was tied for second with eight. *In the game against Missouri, an amazing ten different Huskies had at least part of a tackle for a loss.*

## Special Teams Notes

### WAIN PINNING THE BALL

Redshirt junior punter **Justin Wain** (Wilmington, N.C.) had an outstanding game vs. Army as he had three punts and put all three of them within the Black Knight 20-yard line. The most critical came with 2:30 left in the game and Army had closed the lead to 22-17. UConn was forced to punt from its own 39 and Wain got off a 50-yard to pin Army to its own 11.

Wain also pinned the Black Knights to their own ten-yard line in the in the second quarter and their own seven early in fourth quarter.

Wain has a total of 15 punts this season and has four within the 20-yard line.

## Stadium/Attendance Notes

### SAME STADIUM/NEW NAME

Starting with the 2015 season, the home field of UConn football will be known at "Pratt & Whitney Stadium at Rentschler Field" – instead of just "Rentschler Field" as it was known for since it opened in 2003.

## Media Services

### CONTACT:

Mike Enright  
2095 Hillside Road U-1173  
Storrs, CT 06269-1173  
Phone: (860) 486-3531  
Cell: (860) 208-4756  
FAX: (860) 486-5085  
Email: mike.enright@uconn.edu  
Online: UConnHuskies.com

### SECONDARY CONTACT:

Jennifer Greene  
2095 Hillside Road U-1173  
Storrs, CT 06269-1173  
Phone: (860) 486-1496  
Cell: (207) 712-9809  
Email: Jennifer.greene@uconn.edu

### IMAGES

For high resolution logos and head shots, visit the the American Athletic Conference and UConn section of CollegePressBox.com. For action shots, please contact Mike Enright.

### ALL INFORMATION BELOW IS BASED ON A SATURDAY GAMEWEEK.

### AMERICAN ATHLETIC CONFERENCE TELECONFERENCE

Coach Bob Diaco will be available on the weekly American Athletic Conference teleconference on Mondays at 11:20 a.m. For dial in information, please contact Mike Enright.

### MEDIA LUNCHEONS

UConn will host its weekly media luncheon on Tuesday during game weeks. The schedule is as follows:  
11:30 a.m.: Lunch served  
12:00 p.m.: Coach Diaco Press Conference  
12:30 p.m.: Limited Number of UConn Players  
TBA: Opposing Coach On Phone (If Available)

### PRACTICES/POST-PRACTICE INTERVIEWS

All game week practices (Monday- Thursday of a traditional Saturday game week) will be open to the media for their entirety. Normally these practices run from 4:00 p.m. to 6:00 p.m. Media will be notified of any changes in the schedule.

The final 20 minutes of each practice will be available for print and still photography. Still and video photography will be allowed for the final 20 minutes of the scrimmage and media is requested to shoot tight shots and close-ups of players.

Post-practice reports should not include any narration or commentary of the content of the practice. Any "breaking news" story at practice, i.e. injury during practice, player not at practice, etc., should be addressed with Coach Bob Diaco before any reporting or releasing of information\ to the public.

Please no social media postings during practice.

Requested players will be made available on the practice field at the conclusion of Tuesday's practice.

Requested assistant coaches will be made available on the practice field at the conclusion of Wednesday's practice.

*The University of Connecticut football program appreciates the media's interest in covering the team and has adapted these media policies to aid and assist in that coverage. In return, we ask that the media adhere to these policies and not report on anything that might put the team at a competitive disadvantage. Violations of these policies could result in the loss of access.*



# Oct. 2 vs. BYU Game Notes

Pratt & Whitney President Paul Adams and UConn President Susan Herbst announced the name change on July 17, during a groundbreaking ceremony for Pratt & Whitney's new 425,000-square-foot global headquarters and engineering building on the company's campus, within sight of the stadium. Pratt & Whitney is a unit of United Technologies Corp. (UTC).

"Pratt & Whitney is proud of its long-standing and successful partnership with the state's flagship university," Adams said. "We consider UConn an ideal partner to ensure we have a strong pipeline of talented professionals to join our ranks in the future. There's no better time to rename the stadium than as part of Pratt & Whitney's 90th anniversary celebration, especially as we begin to construct our new headquarters and engineering building that will sit just a few hundred yards from Pratt & Whitney Stadium at Rentschler Field."

As part of the stadium agreement, UTC will contribute 10 acres of land to the state of Connecticut for additional stadium parking. UTC also will provide an easement for the use of an additional 15 acres adjacent to existing stadium parking, further expanding the parking available to UConn fans. In return, UTC's stadium naming rights will be extended through 2030. Since its opening, the stadium has been known simply as Rentschler Field.

UTC originally received stadium naming rights through 2018 as part of a 2000 agreement that provided the state with 75 acres to build the stadium, which opened in 2003. The land had previously served Pratt & Whitney as part of Rentschler Field airport from 1933 to 1999. With today's announcement, UTC has transferred more than 150 acres of the former Rentschler Field airport to the state for the stadium and associated parking.

The University of Connecticut football team is the primary tenant of Pratt & Whitney Stadium at Rentschler Field. The stadium is owned by the State of Connecticut, with the Connecticut Office of Policy and Management overseeing operations. Spectra Inc. manages the stadium. Pratt & Whitney is a world leader in the design, manufacture, and service of aircraft engines and auxiliary power units. United Technologies Corp., based in Hartford, Conn., provides high-technology systems and services to the building and aerospace industries.

## STADIUM HISTORY

The Huskies moved into Rentschler Field in East Hartford for the 2003 season and UConn entered its 12th season of play there on Friday. Located within miles of Interstates 91, 84 and 384, the home of the Huskies lies on 75 acres of land donated to the State of Connecticut from the historic Pratt & Whitney Airfield. The stadium, like the former airfield, was originally named for that company's founder, Frederick Rentschler. The stadium boasts a capacity of 40,000 with 38 luxury suites.

UConn has an all-time record of 52-29 at Rentschler Field and a 29-13 mark in non-conference games. UConn has played to 88.9-pct. of capacity all-time there, drawing 2,883,281 fans, or an average of 35,596 per game.

UConn set a new all-time single-game attendance record at Rentschler Field on Sept. 21, 2013 against Michigan with a crowd of 42,704. That capacity was achieved with extra bleachers brought in for that game.

# Oct. 2 vs. BYU Game Notes



## Tracking the Opponents



### Villanova (2-2)

This Week: BYE

Next Week: vs. William & Mary



### Army (1-3)

This Week: at Penn State

Next Week: vs. Duke



### -/ARV Missouri (3-1)

This Week: vs. South Carolina

Next Week: vs. Florida



### ARV/ARV Navy (3-0)

This Week: vs. Air Force

Next Week: at Notre Dame



### ARV/ARV BYU (2-2)

This Week: vs. UConn

Next Week: vs. East Carolina



### at UCF (0-4)

This Week: at Tulane

Next Week: vs. UConn



### at USF (1-2)

This Week: vs. Memphis

Next Week: vs. Syracuse



### at Cincinnati (2-2)

This Week: vs. Miami

Next Week: BYE



### East Carolina (2-2)

This Week: at SMU

Next Week: at BYU



### Tulane (1-2)

This Week: vs. UCF

Next Week: at Temple



### ARV/ARV Houston (3-0)

This Week: at Tulsa

Next Week: vs. SMU



### ARV/ARV Temple (3-0)

This Week: at Charlotte

Next Week: vs. Tulane

## Future UConn Non-Conference Games

**2016:** September 3, Maine; September 10, at UMass (Gillette Stadium, Foxborough Mass.), September 17, Virginia; September 24, Syracuse.

**2017:** September 2, UMass, September 9, Holy Cross; September 16, at Virginia; September 23, Missouri.

**2018:** August 30, Rhode Island; September 8, at Boise State; September 29 at Syracuse.

**2019:** September 7, Illinois; September 21, at Indiana

**2020:** September 12, at Illinois; September 26, Indiana

*UConn and Tennessee have a two-game home-and-home series under contract with dates to be determined.*



# Oct. 2 vs. BYU Game Notes

## Huskies in the Pros

### NATIONAL FOOTBALL LEAGUE

Player	Pos.	Current Team	2015 Highlights	Career Summary
Will Beatty	OT	New York Giants	On PUP list	63 starts in 82 games, six seasons all with Giants
Tyvon Branch	DB	Kansas City Chiefs	1 tackle vs. Houston	477 tackles, four INTS and eight sacks in eight years, first seven with Oakland
Donald Brown	RB	San Diego Chargers	--	2,600 rushing yards, 978 receiving yards and 19 total TDs in six seasons
Darius Butler	CB/S	Indianapolis Colts	8 tackles vs. Buffalo	229 tackles, 51 PBUs, 11 INTs and 4 TDs in seven seasons
Jeremy Davis	WR	New York Giants	1 reception for five yards vs. Atlanta	Entering his rookie year with the Giants
Marcus Easley	WR	Buffalo Bills	--	40 tackles, 24.4 KOR AVG in four years with BUF
Dwayne Gratz	CB	Jacksonville Jaguars	2 tackles vs. Carolina	89 tackles, 11 PBU, 3 INT in three years with the Jags
Ryan Griffin	TE	Houston Texans	1 reception for 18 yds against Kansas City	29 receptions for 353 yards and a TD in three years with the Texans
Byron Jones	CB	Dallas Cowboys	Made NFL debut against the New York Giants and made one solo tackle	Entering rookie year with Dallas
Danny Lanasanah	LB	Tampa Bay Buccaneers	5 tackles vs. Tennessee, 2 tacksels vs. New Orleans	89 tackles, three INT's, two TD's and eight PBU's last year with TB
Sio Moore	LB	Indianapolis Colts	Traded to Colts from Oakland on Sept. 4	140 tackles, 7.5 sacks and two FF in two years with Oakland
Dan Orlovsky	QB	Detroit Lions	--	2,931 yards and 14 TDs in 10 seasons with four teams
Kendall Reyes	DE	San Diego Chargers	1 tackle vs. Detroit, 1 tackle at Cincinnati	96 tackles, 11.5 sacks in three years
Anthony Sherman	RB	Kansas City Chiefs	1 reception vs. Cleveland	42 receptions for 337 yards and 41 tackles in five years with KC and ARI
Shamar Stephen	DT	Minnesota Vikings	--	23 tackles in 16 games for MIN last year
Jordan Todman	WR	Pittsburgh Steelers	1 rush for 11 yards vs. San Francisco	450 yards and 3 TDs in five seasons with JAX, Minnesota and San Diego.
Nick Williams	WR	Atlanta Falcons	1 reception for five yards vs. Philadelphia, 1 reception for 12 yards at New York Giants	5 receptions, 20.9 KOR average in 2013 with Washington
Bliidi Wreh-Wilson	CB	Tennessee Titans	1 tackle, 1 PBU vs. Tampa Bay, 1 tackle, 1 PBU at Cleveland	59 tackles, 13 PBU's in two years with the Titans



# Oct. 2 vs. BYU Game Notes



## Huskies in the Pros/2015 Game-By-Game Starters

### CANADIAN FOOTBALL LEAGUE

Player	Pos.	Current Team	2015 Highlights	Career Highlights
Martin Bedard	LS	Montreal Alouettes	6 tackles in 13 games	46 STT, one FR in seven seasons
Jesse Joseph	DT	Montreal Alouettes	6 tackles, 1 kick return	First year in CFL
Alex Mateas	OL	Ottawa Redblacks	Back up center	'15 Draft First Overall Pick

### UCONN OFFENSE

Game	WR	WR	LT	LG	C	RG	RT	TE	TE	QB	TB
Villanova	Thomas	Lucas	Levy	Hopkins	Vechery	Samra	Knappe	Bloom	T. Myers	Shirreffs	Johnson
Army	Thomas	Lucas	Levy	Hopkins	Vechery	Samra	Knappe	Bloom	Newsome (TB)	Shirreffs	Johnson
Missouri	Thomas	Lucas	Levy	Hopkins	Vechery	Samra	Knappe	Beals (WR)	Lemelle (WR)	Shirreffs	Newsome
Navy	Thomas	DeLorenzo(FB)	Levy	Hopkins	Vechery	Samra	Knappe	Bloom	T. Myers	Shirreffs	Newsome
at BYU											
at UCF											
USF											
at Cincinnati											
ECU											
at Tulane											
Houston											
at Temple											

### UCONN DEFENSE

Game	DE	DT	DT	DE	SLB	MLB	WLB	CB	S	S	CB
Villanova	Adeyemi	Fatukasi	Campenni	Carrezola	Stewart	Joseph	Vann	Williams	Adams	Marder	Summers
Army	Adeyemi	M. Myers	Campenni	Carrezola	Stewart	Joseph	Walsh	Williams	Adams	Melifonwu	Summers
Missouri	Adeyemi	Fatukasi	Campenni	Green (CB)	Stewart	Joseph	Walsh	Williams	Adams	Melifonwu	Summers
Navy	Adeyemi	M. Myers	Campenni	Carrezola	Stewart	Joseph	Walsh	Williams	Adams	Melifonwu	Summers
at BYU											
at UCF											
USF											
at Cincinnati											
ECU											
at Tulane											
Houston											
at Temple											



# Oct. 2 vs. BYU Game Notes

No.	Name	Ht.	Wt.	Pos.	Cl.
1	Bradley, Dhameer	5-10	180	WR	Jr.
2	Beals, Tyraiq	6-0	178	WR	Fr.
3	Stewart, Graham	6-1	237	LB	r-Sr.
3	Johnson, Ron	5-11	226	RB	So.
4	Hadley, Javon	5-10	175	CB	Jr.
4	Shirreffs, Bryant	6-2	220	QB	r-So.
5	Thomas, Noel	6-1	195	WR	Jr.
6	Williams, Jhavon	5-10	190	CB	r-Jr.
7	Anderson, Garrett	6-1	236	QB	Jr.
7	Green, John	5-10	187	CB	r-Jr.
8	Lucas, Thomas	6-2	213	WR	r-So.
9	Davis, Tyler	6-4	225	QB	Fr.
9	Richardson, William	6-2	238	LB	Fr.
10	Stapleton, Cameron	6-4	246	LB	r-So.
11	Joseph, Junior	6-1	242	LB	r-So.
12	Bisack, Brandon	6-5	213	QB	Fr.
12	Levenberry, E.J.	6-3	243	LB	Jr.
13	Diggs, Vontae	6-2	225	LB	So.
13	Tully, Tony	5-9	172	WR	r-Jr.
14	Boyle, Tim	6-3	224	QB	Jr.
15	Carrezola, Luke	6-3	255	LB	So.
16	McAllister, Brice	5-11	193	CB	So.
16	Rishell, Will	5-11	184	QB/K	r-So.
17	Coney, Bryan	6-1	188	WR	Fr.
17	Puyol, Bobby	5-10	178	K	r-Jr.
18	Lemelle, Brian	5-10	172	WR	Jr.
19	Marder, Ellis	6-1	199	S	r-Jr.
20	Melfonwu, Obi	6-3	216	S	r-Jr.
21	Summers, Jamar	6-0	185	CB	So.
22	Adams, Andrew	6-0	198	S	r-Sr.
22	Newsome, Arkeel	5-7	182	RB	So.
23	Lee, Junior	6-0	209	S	r-Sr.
24	Bivona, JJ	5-8	191	S	r-Jr.
25	Sullivan, James	6-1	187	WR	r-So.
26	Marriner, Josh	5-9	201	RB	r-So.
27	Vitale, Nick	5-8	176	CB	r-Jr.
28	Floyd, Jordan	6-0	210	S	r-Jr.
29	Watkins, Anthony	5-11	198	S	r-Fr.
30	Stevens, Jalen	6-3	240	LB	r-So.
31	Robinson IV, John	6-2	181	CB	Fr.
32	Garland, Aaron	5-11	192	CB	Fr.
33	Wilson, Tahj-Anthony	5-9	200	RB	Fr.
34	Clax, Jazzmar	5-11	242	FB	r-Jr.
35	Sowa, Luke	6-2	220	LB	Fr.
36	Walsh, Matthew	6-1	241	LB	Jr.
37	Clafin, Jeremy	6-1	212	S	r-Sr.
39	Jean-Pierre, Chris	5-11	196	S	Fr.
40	Tarbutt, Michael	6-0	177	K	Fr.
41	Terry, Marshé	6-4	192	S	Fr.
42	Wain, Justin	6-3	214	P	r-Jr.
43	Williams, Billy	6-2	235	TE	So.
44	DeLorenzo, Max	5-11	216	RB	r-Sr.
44	Dexter, Jack	6-2	200	LB	Fr.
45	Britton, Chris	6-1	235	LB	r-Fr.
46	Vann, Marquise	6-0	231	LB	r-Sr.
47	Williams, Nazir	6-3	242	LB	Fr.
48	Thompson, Jason	5-7	178	RB	r-Fr.
49	Parker, Dallas	6-4	245	TE	Fr.
50	Lawley, Sheriden	6-4	275	DL	r-Fr.
51	Freeborn, Connor	6-5	241	LB	Fr.
52	Williams, Richmond	6-0	232	LB	So.
53	Knappe, Andreas	6-8	311	OL	Jr.
54	Stephens, Omaine	6-3	235	LB	r-Jr.
55	Hicks, Jon	6-2	246	LB	r-Jr.
57	Ormsby, Cole	6-4	262	DL	r-So.
58	Okounam, Philippe	6-5	288	DL	Fr.
60	Samra, Tyler	6-2	301	OL	Sr.
61	Tabur, Tom	6-3	283	OL	Fr.
62	Hopkins, Tommy	6-6	309	OL	r-So.
63	Crozier, Ryan	6-4	296	OL	So.
65	Pearl, Matt	6-7	279	OL	Fr.
66	Manco, Dominick	6-3	221	LS	r-Sr.
67	Céspedes, Bryan	6-7	287	OL	Fr.
68	Bedell, James	6-1	192	LS	Fr.
69	Ryslik, David	6-4	300	DL	Fr.
70	Bockeloh, Kyle	6-3	295	OL	r-Jr.
71	Levy, Richard	6-6	312	OL	r-Jr.
72	Vechery, Brendan	6-6	302	OL	r-So.
73	Hashemi, Steve	6-6	286	OL	So.
74	Nwokeji, Paul	6-6	300	OL	r-Sr.
75	Oak, Daniel	6-3	292	OL	r-Fr.
76	Rugg, Zach	6-3	297	OL	r-Jr.
77	Rutherford, Trey	6-5	300	OL	So.
78	Gifford, Dalton	6-4	303	OL	r-Sr.
79	Schafenacker, Kyle	6-3	290	OL	r-So.
80	Myers, Tommy	6-5	255	TE	r-So.
81	Bogue, John-Luke	6-1	186	WR	r-Sr.
83	Campbell, Ian	6-5	259	TE	Fr.
84	Battle, Frank	6-5	193	WR	Fr.
85	McLean, Aaron	6-5	203	WR	Fr.
86	Bloom, Alec	6-6	257	TE	So.
87	Sims, Tyrae	5-6	154	WR	r-Fr.
88	Mayala, Hergy	6-2	200	WR	Fr.
89	Lee, Chris	6-7	252	TE	Fr.
90	Campenni, Julian	6-0	306	DL	r-Sr.
90	Holman, Zordan	6-5	250	TE	Fr.
91	Blackwell, Felton	6-2	340	DL	Fr.
92	Myers, Mikal	6-1	323	DL	r-Jr.
93	Fatukasi, Folorunso	6-4	304	DL	r-So.
94	Lensander, Nicholas	6-2	247	TE	r-Jr.
94	Murphy, Kevin	6-1	285	DL	Fr.
95	Adeyemi, Kenton	6-4	291	DL	r-Sr.
96	Atkins, James	6-5	267	DL	r-Fr.
98	Andrew Paluch	6-2	163	K	r-Jr.
99	Marinan, Sean	6-1	296	DL	r-Jr.

Hometown/HS/Prep
New Castle, Del./Eastern Christian Academy
East Orange, N.J./East Orange
Durham, Conn./Florida
Naples, Fla./Palmetto Ridge
Miami, Fla./Miami Palmetta
Jefferson, Ga./North Carolina State
Norwalk, Conn./St. Luke's School
Delray Beach, Fla./Palm Beach Central
Walnut Creek, Calif./Laney JC (Calif.)
Miami, Fla./Felix Varela
Silver Springs, Md./Paint Branch
North Bellmore, N.Y./Mepham
Washington, DC/Frank. W Ballou Senior
Staten Island, N.Y./Poly Prep Country
Sinking Springs, Pa./Wilson Westlawn
Fairfield, Conn./Warde
Woodbridge, Va./Florida State
Downers Grove, Ill./Downers Grove North
East Sandwich, Mass./Sandwich
Middlefield, Conn./Xavier
Langhorne, Pa./Neshaminy
East Longmeadow, Mass./Suffield (Conn.) Acad.
Hebron, Conn./RHAM
Naugatuck, Conn./Naugatuck
North Palm Beach, Fla./Dwyer
Harrisburg, Pa./Bishop McDevitt
Windermere, Fla./Lake Highland Prep
South Grafton, Mass./Grafton
East Orange, N.J.
Fayetteville, Ga./Woodward Academy
Ansonia, Conn./Ansonia
Brooklyn, N.Y./Boys and Girls
Stratford, Conn./Bunnell
Wethersfield, Conn./Xavier
Chesapeake, Va./Western Branch
Madison, Conn./Stony Brook
Bell Air, Md./Loyola Blakefield
Fort Meade, Md./Lawrenceville (N.J.)
Goose Creek, S.C./Goose Creek
Englewood, N.J./Dwight Morrow
Oak Park, Ill./Fenwick
Long Island, N.Y./Valley Stream South
Freehold, N.J./Neptune
Millstone, N.J./The Gunnery (Conn.)
Madison, Conn./Daniel Hand
West Hartford, Conn./Conard
Deep River, Conn./Valley Regional
Grimsby, Ont./Canisius
Columbus, N.J./North Burlington
Wilmington, N.C./Eugene Ashley
Knoxville, Tenn./Farragut
Berlin, Conn./Berlin
Wilton, Conn./Wilton
Harrisburg, Pa./Harrisburg
Cincinnati, Ohio/Fairfield Senior
Bridgeton, N.J./Bridgeton
Shleton, Conn./Shelton
Ponte Vedra Beach, Fla./Ponte Vedra
Abbotsford, B.C./Lawrenceville Prep (N.J.)
Wilmington, Del./Salesianum School
Hayfield, Va./Hayfield
Silkeborg, Denmark/Handelsskolen Silkeborg
East Orange, N.J./East Orange Campus
Palmyra, Pa./Palmyra
Windsor, Conn./Windsor
Chateaugay, Que./St. Paul School (N.H.)
Fairlawn, N.J./Don Bosco
Whitinsville, Mass./Worcester Academy
Hawthorne, N.Y./Westlake
Plantation, Fla./St. Thomas Aquinas
Bronx, N.Y./Governor's Academy (Mass.)
Lagrangeville, N.Y./Arlington
New London, Conn./New London
Oceanport, N.J./Shore Regional
Freehood, N.J./Pieddie School
Houston, Texas/Cypress Creek
Trenton, N.J./Trenton West
Ashburn, Va./Broad Run
Trumbull, Conn./St. Joseph
Randolph, Mass./Thayer Academy
Fort Myers, Fla./Fort Myers
Windber, Pa./Bishop McCort
Markham, Ont./Kent School (Conn.)
Fairhaven, Mass./Bridgton (Maine) Academy
Cooper City, Fla./St. Thomas Aquinas
Coventry, Conn./Coventry
New Rochelle, N.Y./New Rochelle
Pompton Plains, N.J./Pequanock
Miami, Fla./Belen Jesuit Prep
Southborough, Mass./St. Mark's
Ligonier, Pa./Ligonier Valley Senior
Worcester, Mass./Burncoat
Montreal, Que./Trinity Pawling (N.Y.)
Severna Park, Md./Severna Park
West Pittston, Pa./Wyoming Area
Portland, Maine/Cheverus
Egg Harbor City, N.J./Cedar Creek
Newburgh, N.Y./Newburgh Free Academy
Far Rockaway, N.Y./Beach Channel
Santa Barbara, Calif./Pratt Institute (N.Y.)
Westchester, Pa./Westchester East
Wethersfield, Conn./Fork Union (Va.) Academy
Saugus, Mass./Blair Academy (N.J.)
Rocky Hill, Conn./Rocky Hill
Higganum, Conn./Xavier

## Head Coach

Bob Diaco (Iowa '95)

## Assistant Head Coach/Tight Ends

Don Patterson (Army '73)

## Offensive Coordinator/Running Backs

Frank Verducci (Seton Hall '80)

## Offensive Line/Co-Offensive Coordinator

Mike Cummings (Buffalo '84)

## Defensive Coordinator/Safeties

Anthony Poindexter (Virginia '99)

## Quarterbacks

Wayne Lineburg (Virginia '96)

## Co-Defensive Coordinator/Linebackers

Vincent Brown (Mississippi Valley State '88)

## Dir. of Player Engagement/Wide Receivers/Special Teams Coord.

David Corley (William & Mary '02)

## Defensive Line/Recruiting Coordinator

Kevin Wolthausen (Humboldt State '81)

## Cornerbacks/Co-Spec. Teams Coordinator

Josh Reardon (Central Michigan '06)

## Graduate Assistants

Offense: David Deboer (Hope '10)

Offense: Nick Lezynski (Notre Dame '11)

Defense: Tyler Stockton (Notre Dame '14)

Defense: Chris DeBerry (UConn '15)

## Strength and Conditioning Coordinator

Matt Balis (Northern Illinois '96)

## Director of Football Operations

Sarah Lawless (Notre Dame '08)

## Director of External Football Relations

Andru Creighton (Notre Dame '13)

## Dir. of Alumni and Community Affairs:

Andy Baylock (Central Connecticut '60)

## Director of Player Personnel:

Michael Painter (Bowling Green '06)

## Coord. of Football Internal Affairs

Adam Hannon (Bowling Green '12)

## Director of Football Administration:

Rebecca Dunstan (Eastern Connecticut '99)

## Head Athletic Trainer:

Bob Howard, MA, ATC ('88)

## COACHES DURING THE GAME

### Upstairs: Lineburg, Reardon, Verducci,

Wolthausen, DeBerry, Lezynski

### Downstairs: Diaco, Brown, Corley, Cummings,

Patterson, Poindexter, Deboer, Stockton

## Kenton Adeyemi - Ken-ten ADD-a-YEM-ee

Tyraiq Beals - TIE-reel

James Bedell - BA-dell

Brandon Bisack - BEE-zack

JJ Bivona - BAH-vone-ah

Kyle Bockeloh - BOCH-ah-low

Dhameer Bradley - Dah-mear

Byran Coney - CO-knee

Ryan Crozier - Crow-shur

Folorunso Fatukasi - Fah-too-kasi

Chris Jean-Pierre - GENE-Pierre

Andreas Knappe - K-nap-EE

Brian Lemelle - le-mel

Sean Marinan - Maar-i-NAN

Hergy Mayala - Her-GEE MY-alla

Obi Melfonwu - Melon-FON-wuh

Mikal Meyers - Michael

Arkeel Newsome - Ar-kell

Paul Nwokeji - Who-cage-E

Philippe Okounam - PHIL-eep O-cooh-numb

Matt Pearl - PEAR-it

David Ryslik - RIZZ-lick

Kyle Schafenacker - shaff-a-nacker

Bryant Shirreffs - Sheriffs

Tyrae Sims - TIE-ray

Tom Tabur - TAY-burr

Marshé Terry - MAR-shea

Brendan Vechey - Vech-er-ee

Jhavon Williams - Ja-VON

Nazir Williams - NA-zere

# Oct. 2 vs. BYU Game Notes



## 2015 UConn Football Two-Deep

vs. BYU | October 2, 2015



### OFFENSE

<b>LT:</b>	<b>71 Richard Levy (RJr., 6-6, 312)</b> 65 Matt Peart (Fr., 6-7, 263)
<b>LG:</b>	<b>62 Tommy Hopkins (RSo., 6-6, 309)</b> 73 Steve Hashemi (So., 6-6, 286)
<b>C:</b>	<b>72 Brendan Vechery (RSo., 6-6, 302)</b> 75 Dan Oak (RFr., 6-3, 292)
<b>RG:</b>	<b>60 Tyler Samra (Sr., 6-2, 301)</b> 70 Kyle Bockeloh (RJr., 6-3, 295)
<b>RT:</b>	<b>53 Andreas Knappe (RJr., 6-8, 311)</b> 77 Trey Rutherford (So., 6-5, 300)
<b>TE:</b>	<b>86 Alec Bloom (So., 6-6, 257)</b> 89 Chris Lee (Fr., 6-7, 252)
<b>TE:</b>	<b>80 Tommy Myers (RSo., 6-5, 255)</b> 90 Zordan Holman (Fr., 6-5, 224)
<b>WR:</b>	<b>5 Noel Thomas (Jr., 6-1, 195)</b> 18 Brian Lemelle (Jr., 5-10, 172)
<b>WR:</b>	<b>8 Thomas Lucas (RSo., 6-2, 213)</b> 2 Tyraiq Beals (Fr., 6-0, 171)
<b>QB:</b>	<b>4 Bryant Shirreffs (RSo., 6-2, 220)</b> 14 Tim Boyle (Jr., 6-3, 224)
<b>TB:</b>	<b>3 Ron Johnson (So., 5-11, 226) OR</b> <b>22 Arkeel Newsome (So., 5-7, 182)</b> 44 Max DeLorenzo (RSr., 5-11, 216)

### DEFENSE

<b>DE:</b>	<b>95 Kenton Adeyemi (RSr., 6-4, 291)</b> 57 Cole Ormsby (RSo., 6-3, 262)
<b>DT:</b>	<b>93 Foley Fatukasi (RSo., 6-4, 304)</b> 99 Sean Marinan (RJr., 6-1, 296)
<b>DT:</b>	<b>90 Julian Campeni (RSr., 6-0, 306)</b> 92 Mikal Myers (RJr., 6-1, 323)
<b>DE:</b>	<b>15 Luke Carrezola (So., 6-3, 255)</b> 10 Cameron Stapleton (RSo., 6-4, 246)
<b>LB:</b>	<b>2 Graham Stewart (RSr., 6-1, 237)</b> 13 Vontae Diggs (So., 6-2, 225)
<b>LB:</b>	<b>11 Junior Joseph (RSo., 6-1, 242)</b> 55 John Hicks (RJr., 6-2, 246)
<b>LB:</b>	<b>46 Marquise Vann (RSr., 6-0, 231)</b> 36 Matt Walsh (Jr., 6-1, 241)
<b>CB:</b>	<b>6 Jhavon Williams (RJr., 5-10, 190)</b> 7 John Green (RJr., 5-10, 187)
<b>SS:</b>	<b>22 Andrew Adams (RSr., 6-0, 198)</b> 19 Ellis Marder (RJr., 6-1, 199)
<b>FS:</b>	<b>20 Obi Melifonwu (RJr., 6-3, 216)</b> 23 Junior Lee (RSr., 6-0, 209)
<b>CB:</b>	<b>21 Jamar Summers (So., 6-0, 185)</b> 4 Javon Hadley (Jr., 5-10, 168)

### SPECIAL TEAMS

<b>KO:</b>	<b>40 Michael Tarbutt (Fr., 6-0, 177)</b> 17 Bobby Puyol (RJo., 5-10, 178)
<b>PK:</b>	<b>17 Bobby Puyol (RJo., 5-10, 178)</b> 40 Michael Tarbutt (Fr., 6-0, 177)
<b>P:</b>	<b>42 Justin Wain (RJr., 6-3, 214)</b> 17 Bobby Puyol (RJo., 5-10, 178)
<b>HL:</b>	<b>14 Tim Boyle (Jr., 6-3, 224)</b> 18 Brian Lemelle (Jr., 5-10, 172)
<b>KR:</b>	<b>22 Arkeel Newsome (So., 5-7, 182)</b> 26 Josh Marriner (RSo., 5-9, 201)
<b>PR:</b>	<b>18 Brian Lemelle (Jr., 5-10, 172)</b> 2 Tyraiq Beals (Fr., 6-0, 171)
<b>LS:</b>	<b>66 Dominick Manco (RSr., 6-3, 221)</b> 68 James Bedell (Fr., 6-1, 192)



# Oct. 2 vs. BYU Game Notes

## The Last Time an Individual...

### KICKOFF RETURN FOR A TOUCHDOWN

By UConn: Robbie Frey (95), vs. Oklahoma, Jan. 1, 2011  
By Opp.: Adrian Bushell (100), Louisville, Nov. 19, 2011

### OPENING KICKOFF RETURN FOR A TOUCHDOWN

By UConn: Larry Taylor (97), vs. Temple, Oct. 23, 2004  
By Opp.: Adrian Bushell (100), Louisville, Nov. 19, 2011

### STANDARD PUNT RETURN FOR A TOUCHDOWN

By UConn: Deshon Foxx (72), vs. Stony Brook, Sept. 6, 2014  
By Opp.: Doug Beaumont (74), Louisville, Oct. 23, 2010

### BLOCKED PUNT RETURN FOR A TOUCHDOWN

By UConn: Max DeLorenzo (0), vs. Massachusetts, Aug. 30, 2012  
By Opp.: Charles Gaines (7), Louisville, Nov. 8, 2013

### INTERCEPTION RETURN FOR A TOUCHDOWN

By UConn: Byron Jones (70), at USF, Sept. 19, 2014  
By Opp.: Chris Carnegie (99), vs. Army, Nov. 8, 2014

### FUMBLE RETURN FOR A TOUCHDOWN

By UConn: Marquise Vann (40), at Cincinnati, Oct. 19, 2013  
By Opp.: Praise Martin-Oguike (11), Temple, Sept. 27, 2014

### 30-PLUS CARRIES

By UConn: Lyle McCombs (32), vs. USF, Oct. 15, 2011  
By Opp.: Marlon Mack (31), USF, Sept. 19, 2014

### 100 YARDS RUSHING

By UConn: Deshon Foxx (102), vs. UCF, Nov. 1, 2014  
By Opp.: **Keenan Reynolds (142), Navy, Sept. 26, 2015**

### 150 YARDS RUSHING

By UConn: Lyle McCombs (164), vs. USF, Oct. 12, 2013  
By Opp.: Terrance West (156), Towson, Aug. 29, 2013

### 200 YARDS RUSHING

By UConn: Jordan Todman (222), vs. Pittsburgh, Nov. 11, 2010  
By Opp.: Ray Rice (217), Rutgers, Oct. 22, 2005

### THREE RUSHING TOUCHDOWNS

By UConn: Lyle McCombs (4), vs. Fordham, Sept. 3, 2011  
By Opp.: **Keenan Reynolds (3), Navy, Sept. 26, 2015**

### FOUR-PLUS RUSHING TOUCHDOWNS

By UConn: Lyle McCombs (4), vs. Fordham, Sept. 3, 2011  
By Opp.: Tony Hollings (4), Georgia Tech, Sept. 7, 2002

### RUSHING TOUCHDOWN AND A RECEIVING TOUCHDOWN

By UConn: Lyle McCombs, vs. Memphis, Dec. 7, 2013  
By Opp.: Storm Johnson, UCF, Oct. 26, 2013

### 50-PLUS PASSING ATTEMPTS

By UConn: Casey Cochran (54), vs. Memphis, Dec. 7, 2013  
By Opp.: Shane Carden (64), at East Carolina, Oct. 23, 2014

### 300 YARDS PASSING

By UConn: Chandler Whitmer (303), at East Carolina, Oct. 23, 2014  
By Opp.: Shane Carden (445), at East Carolina, Oct. 23, 2014

### 400 YARDS PASSING

By UConn: Casey Cochran (461), vs. Memphis, Dec. 7, 2013  
By Opp.: Shane Carden (445), at East Carolina, Oct. 23, 2014

### THREE TOUCHDOWN PASSES

By UConn: Casey Cochran (4), vs. Memphis, Dec. 7, 2013  
By Opp.: Paxton Lynch (4), Memphis, Nov. 29, 2014

### FOUR-PLUS TOUCHDOWN PASSES

By UConn: Casey Cochran (4), vs. Memphis, Dec. 7, 2013  
By Opp.: Paxton Lynch (4), Memphis, Nov. 29, 2014

### TEN-PLUS RECEPTIONS

By UConn: Jeremy Davis (15), vs. Memphis, Dec. 7, 2013  
Deshon Foxx (11), vs. Memphis, Dec. 7, 2013  
By Opp.: J.J. Worton (11), UCF, Nov. 1, 2014

### 100 YARDS RECEIVING

By UConn: Deshon Foxx (120), at East Carolina, Oct. 23, 2014  
By Opp.: J.J. Worton (178), UCF, Nov. 1, 2014

### 150 YARDS RECEIVING

By UConn: Jeremy Davis (207), vs. Memphis, Dec. 7, 2013  
By Opp.: J.J. Worton (178), UCF, Nov. 1, 2014

### 200 YARDS RECEIVING

By UConn: Jeremy Davis (207), vs. Memphis, Dec. 7, 2013  
By Opp.: Brandon Coleman (223), Rutgers, Nov. 26, 2011

### TWO RECEIVING TOUCHDOWNS

By UConn: Noel Thomas (2), vs. UCF, Nov. 1, 2014  
By Opp.: Keiwone Malone (2), Memphis, Nov. 29, 2014

### THREE-PLUS RECEIVING TOUCHDOWNS

By UConn: Dak Newton (3), vs. Villanova, Oct. 5, 1996  
By Opp.: Jeff Godfrey (3), UCF, Oct. 26, 2013

### 70-YARD PUNT

By UConn: Chris Pavasaris (74), at Louisville, Dec. 2, 2006  
By Opp.: Tyson Beattie (71), Indiana, Sept. 23, 2006

### MADE A 50-PLUS YARD FIELD GOAL

By UConn: Chad Christen (50), at USF, Nov. 3, 2012  
By Opp.: Shawn Moffit (50), UCF, Oct. 26, 2013

### THREE FIELD GOALS

By UConn: **Bobby Puyol (3), vs. Army, Sept. 12, 2015**  
By Opp.: Austin Jones (3), Temple, Sept. 27, 2014

### FOUR FIELD GOALS

By UConn: Dave Teggart (4), at Cincinnati, Dec. 3, 2011  
By Opp.: Ross Krautman (4), Syracuse, Oct. 19, 2012

### TWO SACKS

By UConn: **Foley Fatukasi (2.0), vs. Villanova, Sept. 3, 2015**  
By Opp.: Jeff Luc (2.0), Cincinnati, Nov. 22, 2014

### THREE-PLUS SACKS

By UConn: Trevardo Williams (3.0), at Louisville, Nov. 24, 2012  
By Opp.: Marcus Whitfield (3.0), Maryland, Sept. 14, 2013

### TWO INTERCEPTIONS

By UConn: Andrew Adams (3), vs. UCF, Nov. 1, 2014  
By Opp.: Chris Carnegie (2), vs. Army, Nov. 8, 2014

### THREE-PLUS INTERCEPTIONS

By UConn: Andrew Adams (3), vs. UCF, Nov. 1, 2014  
By Opp.: Derek Carter (3), Maine, Oct. 14, 1995

# Oct. 2 vs. BYU Game Notes



## The Last Time a Team...

### BLOCKED PUNT

By UConn: vs. Massachusetts, Aug. 30, 2012  
(Taylor Mack block of Jeff Strait)  
By Opp.: **Missouri, Sept. 19, 2015**  
(Clarence Green block of Justin Wain)

### BLOCKED FIELD GOAL

By UConn: at Rutgers, Oct. 6, 2012  
(Shamar Stephen block of Kyle Federico)  
By Opp.: USF, Oct. 12, 2013  
(Mike McFarland block of Chad Christen)

### 100-YARD RUSHER AND A 300-YARD PASSER

By UConn: at W. Michigan, Sep. 22, 2012  
(Lyle McCombs and Chandler Whitmer)  
By Opp.: Notre Dame, Nov. 21, 2009  
(Armando Allen and Jimmy Clausen)

### 100-YARD RECEIVER AND A 300-YARD PASSER

By UConn: at East Carolina, Oct. 23, 2014  
(Deshon Foxx and Chandler Whitmer)  
By Opp.: East Carolina, Oct. 23, 2014  
(Justin Hardy, Cam Worthy and Shane Carden)

### 100-YARD RUSHER, 100-YARD RECEIVER AND A 300-YARD PASSER

By UConn: at W. Michigan, Sep. 22, 2012  
(Lyle McCombs, Jeremy Davis and Chandler Whitmer)  
By Opp.: Notre Dame, Nov. 21, 2009  
(Armando Allen, Golden Tate, Michael Floyd, and Jimmy Clausen)

### TWO 100-YARD RUSHERS

By UConn: vs. Texas Southern, Sept. 11, 2010  
(Jordan Todman and Robbie Frey)  
By Opp.: Louisville, Sept. 26, 2008  
(Bilal Powell and Vic Anderson)

### TWO 100-YARD RECEIVERS

By UConn: vs. Memphis, Dec. 7, 2013  
(Jeremy Davis and Deshon Foxx)  
By Opp.: East Carolina, Oct. 23, 2014  
(Justin Hardy and Cam Worthy)

### TWO QBS THROW OVER 100 YARDS

By UConn: vs. BYU, Aug. 29, 2014  
(Casey Cochran and Chandler Whitmer)  
By Opp.: Rutgers, Nov. 26, 2011  
(Chas Dodd and Gary Nova)

### 30-PLUS FIRST DOWNS

By UConn: 31, vs. Memphis, Dec. 7, 2013  
By Opp.: 31, East Carolina, Oct. 23, 2014

### FEWER THAN 10 FIRST DOWNS

By UConn: 6, at USF, Sept. 19, 2014  
By Opp.: **9, Army, Sept. 12, 2015**

### LESS THAN 50 YARDS RUSHING

By UConn: 48, vs. Boise State, Sept. 13, 2014  
By Opp.: 41, Temple, Sept. 27, 2014

### ATTEMPTED 50-PLUS PASSES

By UConn: 55, vs. Memphis, Dec. 7, 2013  
By Opp.: 65, East Carolina, Oct. 23, 2014

### 300 YARDS RUSHING

By UConn: 358, vs. Buffalo, Jan. 3, 2009  
By Opp.: **303, vs. Navy, Sept. 26, 2015**

### 400 YARDS PASSING

By UConn: 463, vs. Memphis, Dec. 7, 2013  
By Opp.: 439, Rutgers, Nov. 29, 2011

### LESS THAN 100 YARDS PASSING

By UConn: 81, vs. Cincinnati, Nov. 22, 2014  
By Opp.: **40, vs. Navy, Sept. 26, 2015**

### 90-PLUS OFFENSIVE PLAYS

By UConn: 91, vs. Pittsburgh, Nov. 11, 2006  
By Opp.: 100, East Carolina, Oct. 23, 2014

### 500 YARDS OF TOTAL OFFENSE

By UConn: 538, vs. Memphis, Dec. 7, 2013  
By Opp.: 580, East Carolina, Oct. 23, 2014

### 600 YARDS OF TOTAL OFFENSE

By UConn: 600, vs. Liberty, Sept. 10, 2005  
By Opp.: 711, Cincinnati, Nov. 7, 2009

### TEN-PLUS PUNTS

By UConn: 10, at Louisville, Nov. 24, 2012  
By Opp.: 11, Stony Brook, Sept. 6, 2014

### ZERO PUNTS

By UConn: at Syracuse, Oct. 30, 2004  
By Opp.: unknown (records available since 1961)

### SUCCESSFUL ONSIDE KICK

By UConn: vs. Army, Nov. 8, 2014  
By Opp.: Buffalo, Sept. 29, 2012

### RECORDED A SAFETY

By UConn: vs. Vanderbilt, Oct. 2, 2010  
(Ball snapped through the back of the end zone)  
By Opp.: **Missouri, Sept. 19, 2015**  
(Missouri recovered the ball off a blocked punt)

### MADE TWO-POINT CONVERSION

By UConn: **vs. Navy, Sept. 26, 2015**  
(Bryant Shirreffs pass to Noel Thomas)  
By Opp.: Pittsburgh, Oct. 10, 2009 (Bill Stull pass to Cedric McGee)

### SCORED 50 POINTS

By UConn: UConn 62, Texas Southern 3, Sept. 11, 2010  
By Opp.: UCF 62, UConn 17, Oct. 26, 2013

### RECORDED A SHUTOUT

By UConn: UConn 37, Massachusetts 0, Aug. 30, 2012  
By Opp.: Cincinnati 41, UConn 0, Nov. 22, 2014

### RECORDED A SHUTOUT AT UCONN

By UConn: UConn 37, Massachusetts 0, Aug. 30, 2012  
By Opp.: Cincinnati 41, UConn 0, Nov. 22, 2014

### WON BY 30 OR MORE POINTS

By UConn: UConn 45, Memphis 10, Dec. 7, 2013  
By Opp.: Memphis 41, UConn 10, Nov. 29, 2014

### CAME FROM AT LEAST 10 POINTS BEHIND TO WIN

By UConn: UConn 28, Temple 21 (trailed 21-0), Nov. 23, 2013  
By Opp.: Michigan 24, UConn 21 (trailed 21-7), Sept. 21, 2013

### SCORED ON FIRST PLAY FROM SCRIMMAGE

By UConn: at Wake Forest, Nov. 15, 2003  
(O'Neil Wilson 55 pass from Dan Orlovsky)  
By Opp.: USF, Oct. 7, 2006 (Matt Grothe 16 run)

### WON ON THE FINAL SNAP OF REGULATION (NOT OT)

By UConn: UConn 29, South Florida 27, Dec. 5, 2009  
(Dave Teggart Field Goal)  
By Opp.: Pittsburgh 24, UConn 21, Oct. 10, 2009  
(Dan Hutchins field goal)

### OVERTIME WIN

By UConn: UConn 23, Louisville 20, Nov. 24, 2012  
By Opp.: Temple 17, UConn 14, Oct. 13, 2012



# Oct. 2 vs. BYU Game Notes

## Offensive Career Highs

### ALEC BLOOM • SO • TE • #86

Most Receptions: 3, vs. Army, 9/12/15  
 Longest Reception: 23, vs. Army, 9/12/15  
 Most Rec. Yards: 42, vs. Army, 9/12/15

### TYRAIQ BEALS • FR • WR • #2

Most Receptions: 6, vs. Navy, 9/26/15  
 Longest Reception: 39, vs. Navy, 9/26/15  
 Most Rec. Yards: 63, vs. Navy, 9/26/15  
 Most Carries: 1, vs. Navy, 9/26/15  
 Most Rushing Yards: 15, vs. Navy, 9/26/15  
 Longest Run: 15, vs. Navy, 9/26/15

### TIM BOYLE • JR • QB • #14

Most Passing Yards: 310, at Cincinnati, 10/19/13  
 Most Passing Attempts: 43, vs. USF, 10/12/13  
 Most Completions: 22, at Cincinnati, 10/19/13  
 Longest Pass: 39, at Memphis, 11/29/14  
 Most Rushing Yards: 12, vs. USF, 10/12/13  
 Longest Run: 19, vs. USF, 10/12/13

### DHAMEER BRADLEY • JR • WR • #1

Most Rec.: 4 (2x), last at ECU, 10/23/14  
 Most Rec. Yards: 41, vs. Rutgers, 11/30/13  
 Longest Reception: 19, vs. Rutgers, 11/30/13

### JAZZMAR CLAX • JR • FB • #34

Most Carries: 7, vs. Memphis, 12/7/13  
 Most Rushing Yards: 11, vs. Memphis, 12/7/13  
 Longest Run: 5, vs. Memphis, 12/7/13  
 Most Receptions: 1, four times  
 Longest Reception: 15, vs. Cincinnati, 11/22/14  
 Most Rec. Yards: 15, vs. Cincinnati, 11/22/14

### MAX DeLORENZO • SR • RB • #44

Most Carries: 23, vs. Temple, 10/13/12  
 Most Rush Yards: 91, vs. Temple, 10/13/12  
 Longest Run: 26 (2x), last at Memphis, 11/29/14  
 Most TDs: 2, vs. Rutgers, 11/30/13  
 Longest Reception: 17, vs. Rutgers, 11/30/13  
 Most Receptions: 2 (2x), last vs. Rutgers, 11/30/13  
 Most Rec. Yards: 21, vs. Rutgers, 11/30/13

### JOHN GREEN • JR • WR • #7

Most Receptions: 2, vs. Maryland 9/14/13  
 Most Rec. Yards: 22, vs. Maryland 9/14/13  
 Long Reception: 19, vs. Maryland 9/14/13

### RON JOHNSON • SO • RB • #3

Most Carries: 23 (2x), last vs. Villanova, 9/3/15  
 Most Rush Yards: 101, vs. SMU, 12/6/14  
 Longest Run: 23, at Tulane, 10/11/14  
 Most Rush TDs: 2, vs. UCF, 11/1/14  
 Most Receptions: 1(4x), last vs. Army, 9/12/15  
 Longest Reception: 11, vs. BYU, 8/29/14  
 Most Rec. Yards: 11, vs. BYU, 8/29/14

### BRIAN LEMELLE • JR • WR • #18

Most Receptions: 5 (2x), last vs. Memphis, 12/7/13  
 Most Rec. Yards: 81, at UCF, 10/26/13  
 Long Reception: 46, at UCF, 10/26/13  
 Longest Kick Return: 28, at ECU, 10/23/14

### THOMAS LUCAS • SO • WR • #8

Most Receptions: 5, vs. Boise State, 9/13/14  
 Most Rec. Yards: 80, at ECU, 10/23/14  
 Long Reception: 43, at ECU, 10/23/14

### JOSHUA MARRINER • SO • RB • #26

Most Carries: 9, vs. BYU, 8/29/14  
 Most Rush Yds: 27 (2x), last vs. Cincinnati, 11/22/14  
 Longest Run: 16, vs. Cincinnati, 11/22/14  
 Most TDs: 1, vs. BYU, 8/29/14  
 Most Receptions: 3, at ECU, 10/23/14  
 Longest Reception: 17 (2x), last vs. Army, 9/12/15  
 Most Rec. Yards: 20, vs. vs. Army, 9/12/15

### TOMMY MYERS • SO • TE • #80

Most Receptions: 2, vs. Villanova, 9/3/15  
 Most Rec. Yards: 83, vs. Villanova, 9/3/15  
 Longest Reception: 69, vs. Villanova, 9/3/15  
 Most TDs: 1 (2x), vs. Navy, 9/26/15

### ARKEEL NEWSOME • SO • RB • #22

Most Carries: 14, vs. Navy, 9/26/15  
 Most Rushing Yards: 73, vs. Army, 9/12/15  
 Longest Run: 22, vs. Stony Brook, 9/6/14  
 Most Receptions: 5, vs. Navy, 9/26/15  
 Longest Reception: 74t, vs. Temple, 9/27/14  
 Most Rec. Yards: 77, vs. Temple, 9/27/14  
 Longest Kick Return: 47, at Tulane, 10/11/14

### BRYANT SHIRREFFS • SO • QB • #4

Most Passing Yards: 270, vs. Army, 9/12/15  
 Most Passing Attempts: 32, vs. Navy, 9/26/15  
 Most Completions: 19 (2x), last vs. Navy, 9/26/15  
 Longest Pass: 69, vs. Villanova, 9/3/15  
 Most Rushing Yards: 33, vs. Villanova, 9/3/15  
 Longest Run: 15, vs. Villanova, 9/3/15

### NOEL THOMAS • JR • WR • #5

Most Rec.: 7, at Mizzou, 12/19/15  
 Most Rec. Yards: 86, at Mizzou, 9/19/15  
 Most Rec. TDs: 2, vs. UCF, 11/1/14  
 Longest Reception: 38t, vs. UCF, 11/1/14  
 Most Carries: 1, vs. Army, 9/12/15  
 Most Rushing Yards: 1, vs. Army, 9/12/15  
 Longest Run: 1, vs. Army, 9/12/15

# Oct. 2 vs. BYU Game Notes



## Defensive Career Highs

### ANDREW ADAMS • SR • S • #22

Most Tackles: 17, vs. Navy, 9/26/15  
Most Interceptions: 3, vs. UCF, 11/1/14  
Most PBU: 2, at Cincinnati, 10/19/13  
Longest Int. Return: 43, vs. UCF, 11/1/14

### KENTON ADEYEMI • SR • DE • #95

Most Tackles: 9, at ECU, 10/23/14  
Most TFL: 1.0 (3x), last vs. Villanova, 9/3/15  
Most Sacks: 1.0, vs. Temple, 9/27/14

### JULIAN CAMPENNI • SR • DT • #90

Most Tackles: 6 (2x), last at Tulane, 10/11/14  
Most TFL: 1.5, (2x), last vs. Stony Brook, 9/6/14  
Most Sacks: 1.0(2x), last vs. Temple, 9/27/14

### LUKE CARREZOLA • SO • LB • #15

Most Tackles: 6, vs. Villanova, 9/3/15  
Most TFL: 2.0, vs. Villanova, 9/3/15  
Most Sacks: 1.0, vs. Villanova, 9/3/15  
Most FR: 1, vs. Villanova, 9/3/15  
Most PBU: 1, vs. Army, 9/12/15

### FOLORUNSO FATUKASI • SO • DL • #93

Most Tackles: 6, vs. Villanova, 9/3/15  
Most TFL: 2.0, vs. Villanova, 9/3/15  
Most Sacks: 2.0, vs. Villanova, 9/3/15  
Most FF: 1, vs. Villanova, 9/3/15

### JORDAN FLOYD • JR • S • #28

Most Tackles: 2, vs. Army, 9/12/15

### JOHN GREEN • JR • DB • #7

Most Tackles: 6, at ECU, 10/23/14  
Most PBU: 2, vs. Cincinnati, 11/22/14

### JAVON HADLEY • JR • DB • #4

Most Tackles: 3 (2x), last vs. Villanova, 9/3/15  
Most Sacks: 1.0, vs. Villanova, 9/3/15

### JON HICKS • JR • LB • #55

Most Tackles: 4, (2x), last vs. SMU, 12/6/14

### JUNIOR JOSEPH • SO • LB • #11

Most Tackles: 9 (2x), last at Mizzou, 9/19/15  
Most TFL: 2.0, at USF, 9/19/14  
Most FF: 1, vs. BYU, 8/29/14  
Most FR: 1, vs. Army, 11/8/14

### JUNIOR LEE • SR • S • #23

Most Tackles: 4, at ECU, 10/23/14  
Longest Int. Return: 20, at Cincinnati, 10/19/13  
Most PBU: 1, at Mizzou, 9/19/15

### ELLIS MARDER • JR • S • #19

Most Tackles: 2, vs. Temple, 9/27/14  
Most PBU: 1, at Mizzou, 9/19/15

### BRICE McALLISTER • SO • CB • #16

Most Tackles: 2, vs. Cincinnati, 11/22/14  
Most FF: 1, vs. Navy, 9/26/15

### OBI MELIFONWU • JR • S • #20

Most Tackles: 12, vs. Navy, 9/26/15  
Most TFL: 1.5, vs. Towson, 8/29/13  
Most PBU: 2, vs. Maryland 9/14/13  
Longest Int. Return: 15, at Buffalo 9/28/13

### MIKAL MYERS • JR • DL • #92

Most Tackles: 6, vs. Army, 11/8/14  
Most TFL: 2.0, vs. Stony Brook, 9/6/14  
Most Sacks: 1.0, vs. Stony Brook, 9/6/14

### COLE ORMSBY • SO • LB • #57

Most Tackles: 4, vs. Navy, 9/26/15  
Most TFL: 1.0 (3x), last at Memphis, 11/29/14  
Most Sacks: 1.0 (3x), last at Memphis, 11/29/14

### CAMERON STAPLETON • SO • LB • #10

Most Tackles: 3, vs. UCF, 11/1/14  
Most TFL: 2.0, at Mizzou, 9/19/15  
Most Sacks: 0.5, vs. BYU, 8/29/14  
Most PBU: 1, vs. BYU, 8/29/14

### OMAIN STEPHENS • JR • LB • #54

Most Tackles: 1, vs. Army, 9/12/15

### GRAHAM STEWART • SR • LB • #2

Most Tackles: 12, vs. UCF, 11/1/14

Most TFL: 2.0 (2x), last at Memphis, 11/29/14  
Most Sacks: 1.0 (3x), last vs. Villanova, 9/3/15

### JAMAR SUMMERS • SO • CB • #21

Most Tackles: 8, at Mizzou, 9/19/15  
Most Sacks: 0.5, vs. Villanova, 9/3/15

### MARQUISE VANN • SR • LB • #46

Most Tackles: 14, at USF, 9/19/14  
Most TFL: 2.5, at USF, 9/19/14  
Longest FR: 40t, at Cincinnati, 10/19/13

### MATT WALSH • JR • LB • #36

Most Tackles: 8 (2x), last vs. Navy, 9/26/15  
Most TFL: 1.5, at Mizzou, 9/19/15

### JHAVON WILLIAMS • JR • CB • #6

Most Tackles: 6, at Memphis, 11/29/14  
Most Interceptions: 1, at Mizzou, 9/19/15

## Special Teams Career Highs

### BOBBY PUYOL • JR • K • #17

Most FGM: 3, vs. Army, 9/12/15  
Most FGA: 2 (2x), last vs. Boise State, 9/13/14  
Longest FG Made: 45, at Memphis, 11/29/14  
Most Punts: 6, vs. Temple, 9/27/14  
Highest AVG (min. 3): 35.0, vs. Temple, 9/27/14  
Longest Punt: 41, vs. Temple, 9/27/14  
Most Inside 20: 2, vs. Temple, 9/27/14  
Most PATs: 3, at ECU, 10/23/14

### JUSTIN WAIN • JR • P • #42

Most Punts: 9, vs. Stony Brook, 9/6/14  
Highest AVG (min. 3): 44.5, at USF, 9/19/14  
Longest Punt: 59, at Memphis, 11/29/14  
Most Inside 20: 6, vs. Stony Brook, 9/6/14



# Oct. 2 vs. BYU Game Notes

## UConn Team Statistics (2015)

Date	Opponent	Score	Att.	Record:	Overall	Home	Away	Neutral
Sept 3, 2015	VILLANOVA	W 20-15	26113	All games	2-2	2-1	0-1	0-0
Sep 12, 201	ARMY	W 22-17	28260	Conference	0-1	0-1	0-0	0-0
Sep 19, 201	at #20 MIZZOU	L 6-9	70079	Non-Conference	2-1	2-0	0-1	0-0
* Sep 26, 201	NAVY	L 18-28	33204					

Team Statistics	UCONN	OPP
SCORING	66	69
Points Per Game	16.5	17.2
Points Off Turnovers	6	3
FIRST DOWNS	73	64
Rushing	31	37
Passing	36	21
Penalty	6	6
RUSHING YARDAGE	433	682
Yards gained rushing	557	752
Yards lost rushing	124	70
Rushing Attempts	149	164
Average Per Rush	2.9	4.2
Average Per Game	108.2	170.5
TDs Rushing	4	6
PASSING YARDAGE	847	499
Comp-Att-Int	67-105-2	44-77-3
Average Per Pass	8.1	6.5
Average Per Catch	12.6	11.3
Average Per Game	211.8	124.8
TDs Passing	4	3
TOTAL OFFENSE	1280	1181
Total Plays	254	241
Average Per Play	5.0	4.9
Average Per Game	320.0	295.2
KICK RETURNS: #-Yards	6-85	14-257
PUNT RETURNS: #-Yards	0-0	4--2
INT RETURNS: #-Yards	3-23	2-50
KICK RETURN AVERAGE	14.2	18.4
PUNT RETURN AVERAGE	0.0	-0.5
INT RETURN AVERAGE	7.7	25.0
FUMBLES-LOST	5-3	7-2
PENALTIES-Yards	22-187	17-172
Average Per Game	46.8	43.0
PUNTS-Yards	16-571	16-673
Average Per Punt	35.7	42.1
Net punt average	33.3	39.6
KICKOFFS-Yards	17-993	14-860
Average Per Kick	58.4	61.4
Net kick average	38.9	41.1
TIME OF POSSESSION/Game	31:11	28:49
3RD-DOWN Conversions	19/53	24/52
3rd-Down Pct	36%	46%
4TH-DOWN Conversions	3/9	2/8
4th-Down Pct	33%	25%
SACKS BY-Yards	5-21	12-58
MISC YARDS	0	0
TOUCHDOWNS SCORED	8	9
FIELD GOALS-ATTEMPTS	4-5	1-3
ON-SIDE KICKS	1-1	0-0
RED-ZONE SCORES	(9-11) 82%	(7-10) 70%
RED-ZONE TOUCHDOWNS	(6-11) 55%	(7-10) 70%
PAT-ATTEMPTS	(4-7) 57%	(8-8) 100%
ATTENDANCE	87577	70079
Games/Avg Per Game	3/29192	1/70079
Neutral Site Games		0/0



# Oct. 2 vs. BYU Game Notes



## UConn Individual Statistics (2015)

Rushing	g	att	gain	loss	net	avg	td	lg	avg/g
NEWSOME, Arkeel	4	32	160	7	153	4.8	1	19	38.2
JOHNSON, Ron	4	55	169	38	131	2.4	3	14	32.8
SHIRREFFS, Byr.	4	52	185	70	115	2.2	0	15	28.8
BEALS, Tyraiq	4	1	15	0	15	15.0	0	15	3.8
WAIN, Justin	4	1	13	0	13	13.0	0	13	3.2
THOMAS, Noel	4	2	9	0	9	4.5	0	8	2.2
DeLORENZO, Max	4	1	3	0	3	3.0	0	3	0.8
MARRINER, Josh	4	1	3	0	3	3.0	0	3	0.8
TEAM	3	4	0	9	-9	-2.2	0	0	-3.0
Total	4	149	557	124	433	2.9	4	19	108.2
Opponents	4	164	752	70	682	4.2	6	56	170.5

Passing	g	effic	comp-att-in	pct	yds	td	lg	avg/g
SHIRREFFS, Byr.	4	145.00	67-103-1	65.0	847	4	69	211.8
BOYLE, Tim	4	-100.0	0-2-1	0.0	0	0	0	0.0
Total	4	140.33	67-105-2	63.8	847	4	69	211.8
Opponents	4	116.64	44-77-3	57.1	499	3	71	124.8

Receiving	g	no.	yds	avg	td	lg	avg/g
THOMAS, Noel	4	19	286	15.1	0	33	71.5
BEALS, Tyraiq	4	13	132	10.2	1	39	33.0
NEWSOME, Arkeel	4	11	104	9.5	1	27	26.0
BLOOM, Alec	4	6	82	13.7	0	23	20.5
LUCAS, Thomas	4	6	74	12.3	0	34	18.5
MYERS, Tommy	4	4	103	25.8	2	69	25.8
LEMELLE, Brian	4	2	27	13.5	0	17	6.8
MARRINER, Josh	4	2	20	10.0	0	17	5.0
DeLORENZO, Max	4	2	11	5.5	0	11	2.8
McLEAN, Aaron	3	1	10	10.0	0	10	3.3
JOHNSON, Ron	4	1	-2	-2.0	0	0	-0.5
Total	4	67	847	12.6	4	69	211.8
Opponents	4	44	499	11.3	3	71	124.8

Punt Returns	no.	yds	avg	td	lg
Total	0	0	0.0	0	0
Opponents	4	-2	-0.5	0	0

Interceptions	no.	yds	avg	td	lg
ADAMS, Andrew	2	6	3.0	0	6
WILLIAMS, Jhav.	1	17	17.0	0	17
Total	3	23	7.7	0	17
Opponents	2	50	25.0	0	50

Kick Returns	no.	yds	avg	td	lg
NEWSOME, Arkeel	4	61	15.2	0	20
LEMELLE, Brian	2	24	12.0	0	12
Total	6	85	14.2	0	20
Opponents	14	257	18.4	0	44

Fumble Returns	no.	yds	avg	td	lg
Total	0	0	0.0	0	0
Opponents	0	0	0.0	0	0



# Oct. 2 vs. BYU Game Notes

## UConn Individual Statistics (2015)

Scoring	td	fg	PAI				dx	saf	pts
			kick	rush	rcv	pass			
JOHNSON, Ron	3	-	-	-	-	-	-	-	18
PUYOL, Bobby	-	4-4	4-7	-	-	-	-	-	16
MYERS, Tommy	2	-	-	-	-	-	-	-	12
NEWSOME, Arkeel	2	-	-	-	-	-	-	-	12
BEALS, Tyraiq	1	-	-	-	-	-	-	-	6
THOMAS, Noel	-	-	-	-	1	-	-	-	2
TARBUTT, Mich.	-	0-1	-	-	-	-	-	-	0
SHIRREFFS, Byr.	-	-	-	-	-	1-1	-	-	0
<b>Total</b>	<b>8</b>	<b>4-5</b>	<b>4-7</b>	<b>-</b>	<b>1</b>	<b>1-1</b>	<b>-</b>	<b>-</b>	<b>66</b>

Field Goals	fg	pct.	01-19	20-29	30-39	40-49	50-99	lg	blk
PUYOL, Bobby	4-4	100.	0-0	2-2	2-2	0-0	0-0	39	0
TARBUTT, Mich.	0-1	0.0	0-0	0-0	0-0	0-1	0-0	0	0

Total Offense	g	plays	rush	pass	total	avg/g
SHIRREFFS, Byr.	4	155	115	847	962	240.5
NEWSOME, Arkeel	4	32	153	0	153	38.2
JOHNSON, Ron	4	55	131	0	131	32.8
BEALS, Tyraiq	4	1	15	0	15	3.8
WAIN, Justin	4	1	13	0	13	3.2
THOMAS, Noel	4	2	9	0	9	2.2
MARRINER, Josh	4	1	3	0	3	0.8
DeLORENZO, Max	4	1	3	0	3	0.8
TEAM	3	4	-9	0	-9	-3.0
<b>Total</b>	<b>4</b>	<b>254</b>	<b>433</b>	<b>847</b>	<b>1280</b>	<b>320.0</b>
<b>Opponents</b>	<b>4</b>	<b>241</b>	<b>682</b>	<b>499</b>	<b>1181</b>	<b>295.2</b>

Punting	no.	yds	avg	lg	tb	fc	i20	50+	blk
WAIN, Justin	15	571	38.1	50	2	8	4	1	1
TEAM	1	0	0.0	0	0	0	0	0	0
<b>Total</b>	<b>16</b>	<b>571</b>	<b>35.7</b>	<b>50</b>	<b>2</b>	<b>8</b>	<b>4</b>	<b>1</b>	<b>1</b>
<b>Opponents</b>	<b>16</b>	<b>673</b>	<b>42.1</b>	<b>56</b>	<b>2</b>	<b>7</b>	<b>6</b>	<b>3</b>	<b>0</b>

Kickoffs	no.	yds	avg	tb	ob	retn	net	ydIn
TARBUTT, Mich.	15	885	59.0	3	0			
WAIN, Justin	2	108	54.0	0	0			
<b>Total</b>	<b>17</b>	<b>993</b>	<b>58.4</b>	<b>3</b>	<b>0</b>	<b>0</b>	<b>18.4</b>	<b>38.9</b>
<b>Opponents</b>	<b>14</b>	<b>860</b>	<b>61.4</b>	<b>8</b>	<b>0</b>	<b>14.2</b>	<b>41.1</b>	<b>23</b>

All Purpose	g	rush	rcv	pr	kr	lr	total	avg/g
NEWSOME, Arkeel	4	153	104	0	61	0	318	79.5
THOMAS, Noel	4	9	286	0	0	0	295	73.8
BEALS, Tyraiq	4	15	132	0	0	0	147	36.8
JOHNSON, Ron	4	131	-2	0	0	0	129	32.2
SHIRREFFS, Byr.	4	115	0	0	0	0	115	28.8
MYERS, Tommy	4	0	103	0	0	0	103	25.8
BLOOM, Alec	4	0	82	0	0	0	82	20.5
LUCAS, Thomas	4	0	74	0	0	0	74	18.5
LEMELLE, Brian	4	0	27	0	24	0	51	12.8
MARRINER, Josh	4	3	20	0	0	0	23	5.8
WILLIAMS, Justin	4	0	0	0	0	17	17	4.2
DeLORENZO, Max	4	3	11	0	0	0	14	3.5
WAIN, Justin	4	13	0	0	0	0	13	3.2
McLEAN, Aaron	3	0	10	0	0	0	10	3.3
ADAMS, Andrew	4	0	0	0	0	6	6	1.5
TEAM	3	-9	0	0	0	0	-9	-3.0
<b>Total</b>	<b>4</b>	<b>433</b>	<b>847</b>	<b>0</b>	<b>85</b>	<b>23</b>	<b>1388</b>	<b>347.0</b>
<b>Opponents</b>	<b>4</b>	<b>682</b>	<b>499</b>	<b>-2</b>	<b>257</b>	<b>50</b>	<b>1486</b>	<b>371.5</b>

## Career Starts History

### OFFENSE

Offensive Line	'12	'13	'14	'15	Total
Dalton Gifford, OT	-	6	5	-	11
Tommy Hopkins, LG	-	-	-	4	4
Andreas, Knappe, RT	-	-	7	4	11
Richard Levy, LT	-	-	12	4	16
Tyler Samra, OG	-	1	12	4	17
Brendan Vechery, C	-	-	-	4	4
Wide Receivers	'12	'13	'14	'15	Total
Tyraiq Beals, WR	-	-	-	1	1
Dhameer Bradley, WR	-	2	-	-	2
John Green, WR	-	1	-	-	1
Brian Lemelle, WR	-	1	-	1	2
Thomas Lucas, WR	-	-	2	3	5
Noel Thomas, WR	-	-	5	4	9
Tight Ends	'12	'13	'14	'15	Total
Alec Bloom, TE	-	-	-	3	3
Tommy Myers, TE	-	-	-	2	2
Quarterbacks	'12	'13	'14	'15	Total
Tim Boyle, QB	-	4	3	-	7
Bryant Shirreffs, QB	-	-	-	4	4
Running Backs	'12	'13	'14	'15	Total
Jazzmar Claz	-	-	5	-	5
Max DeLorenzo, RB	1	-	5	1	7
Ron Johnson, RB	-	-	5	2	7
Arkeel Newsome, RB	-	-	2	3	5
<b>Totals</b>	<b>1</b>	<b>15</b>	<b>63</b>	<b>44</b>	<b>123</b>

### DEFENSE

Defensive Line	'12	'13	'14	'15	Total
Kenton Adeyemi, DE	-	-	12	4	16
Julian Campenni, DT	2	11	12	4	29
Luke Carrezola, DE	-	-	-	3	3
Foley Fatukasi, DT	-	-	3	2	5
Mikal Myers, DT	-	-	1	2	3
Linebackers	'12	'13	'14	'15	Total
Junior Joseph, LB	-	-	4	4	8
Graham Stewart, LB	-	2	12	4	18
Marquise Vann, LB	-	3	12	1	16
Matt Walsh, LB	-	-	1	3	4
Defensive Backs	'12	'13	'14	'15	Total
Andrew Adams, S	2	6	12	4	24
John Green, CB	-	-	-	1	1
Ellis Marder, S	-	-	-	1	1
Obi Melifonwu, S	-	12	11	3	26
Jamar Summers, CB	-	-	5	4	9
Jhavon Williams, CB	-	5	12	4	21
<b>Totals</b>	<b>4</b>	<b>39</b>	<b>97</b>	<b>44</b>	<b>184</b>

# Oct. 2 vs. BYU Game Notes



## UConn Defensive Statistics (2015)

#	Defensive Leaders	gp	Tackles				tfl/yds	Sacks no-yds	Pass defense			Fumbles		blkd	
			ua	a	tot				int-yds	brup	qbh	rcv-yds	ff	kick	saf
1H	ADAMS, Andrew	4	18	16	26.0	.	.	2-6	1	.	.	.	.	.	
11	JOSEPH, Junior	4	13	15	20.5	0.5-1	.	.	.	.	.	.	.	.	
20	MELIFONWU, Obi	4	16	7	19.5	1.0-6	.	.	2	.	.	.	.	.	
2	STEWART, Graham	4	12	8	16.0	1.5-5	1.0-5	.	1	.	.	.	.	.	
36	WALSH, Matt	4	6	15	13.5	2.5-3	.	.	.	.	.	.	.	.	
21	SUMMERS, Jamar	4	10	5	12.5	0.5-2	.	.	.	.	.	.	.	.	
15	CARREZOLA, Luke	4	6	10	11.0	4.0-8	1.0-1	.	1	2	1-0	1	.	.	
93	FATUKASI, Foley	4	4	7	7.5	3.0-15	2.5-14	.	.	.	.	1	.	.	
90	CAMPENNI, Jul.	4	5	4	7.0	2.5-5	.	.	.	.	.	.	.	.	
6	WILLIAMS, Jhav.	4	5	4	7.0	.	.	1-17	1	.	.	.	.	.	
23	LEE, Junior	4	6	1	6.5	.	.	.	1	.	.	.	.	.	
92	MYERS, Mikal	4	4	5	6.5	2.5-3	.	.	.	.	.	.	.	.	
95	ADEYEMI, Kenton	4	4	4	6.0	1.5-2	.	.	.	1	.	.	.	.	
57	ORMSBY, Cole	4	4	3	5.5	0.5-1	0.5-1	.	.	.	.	.	.	.	
10	STAPLETON, Cam.	4	5	.	5.0	2.0-11	.	.	.	.	.	.	.	.	
1B	HADLEY, Javon	4	4	.	4.0	1.0-3	.	.	.	.	.	.	.	.	
16	McALLISTER, Br.	4	3	1	3.5	.	.	.	.	.	1-0	1	.	.	
55	HICKS, Jon	4	2	3	3.5	.	.	.	.	.	.	.	.	.	
19	MARDER, Ellis	3	3	.	3.0	.	.	.	1	.	.	.	.	.	
46	VANN, Marquise	3	1	4	3.0	.	.	.	.	1	.	.	.	.	
28	FLOYD, Jordan	4	3	.	3.0	.	.	.	.	.	.	.	.	.	
13	DIGGS, Vontae	3	1	2	2.0	.	.	.	.	.	.	.	.	.	
26	MARRINER, Josh	4	1	1	1.5	.	.	.	.	.	.	.	.	.	
7	GREEN, John	3	1	1	1.5	.	.	.	1	.	.	.	.	.	
99	MARINAN, Sean	4	1	1	1.5	.	.	.	.	.	.	.	.	.	
18	LEMELLE, Brian	4	.	2	1.0	.	.	.	.	.	.	.	.	.	
54	STEPHENS, Om.	3	1	.	1.0	.	.	.	.	.	.	.	.	.	
14	BOYLE, Tim	4	1	.	1.0	.	.	.	.	.	.	.	.	.	
40	TARBUTT, Mich.	4	.	1	0.5	.	.	.	.	.	.	.	.	.	
22	NEWSOME, Arkeel	4	.	1	0.5	.	.	.	.	.	.	.	.	.	
4	SHIRREFFS, Byr.	4	.	1	0.5	.	.	.	.	.	.	.	.	.	
Total		4	140	122	201.0	23-65	5-21	3-23	9	4	2-0	3	.	.	
Opponents		4	138	120	198.0	32-115	12-58	2-50	15	6	3-0	4	4	2	



# Oct. 2 vs. BYU Game Notes

## 2015 Offense Season/Career Stat Comparison

	SEASON								CAREER									
Rushing	gp	att	gain	loss	net	avg	td	lg	avg/g	gp	att	gain	loss	net	avg	td	lg	avg/g
NEWSOME, Arkeel	4	32	160	7	153	4.8	1	19	38.2	17	83	383	27	356	4.3	1	22	20.9
JOHNSON, Ron	4	55	169	38	131	2.4	3	14	32.8	17	175	677	69	608	3.5	6	23	35.8
SHIRREFFS, Byr.	4	52	185	70	115	2.2	0	15	28.8	4	52	185	70	115	2.2	0	15	28.8
BEALS, Tyraiq	4	1	15	0	15	15.0	0	15	3.8	4	1	15	0	15	15.0	0	15	3.8
WAIN, Justin	4	1	13	0	13	13.0	0	13	3.2	16	1	13	0	13	13.0	0	13	0.8
THOMAS, Noel	4	2	9	0	9	4.5	0	8	2.2	22	2	9	0	9	4.5	0	8	0.4
DeLORENZO, Max	4	1	3	0	3	3.0	0	3	0.8	38	215	900	57	843	3.9	6	46	22.2
MARRINER, Josh	4	1	3	0	3	3.0	0	3	0.8	16	37	120	7	113	3.1	1	16	7.1
TEAM	3	4	0	9	-9	-2.2	0	0	-3.0									
Total	4	149	557	124	433	2.9	4	19	108.2									
Opponents	4	164	752	70	682	4.2	6	56	170.5									

Passing	gp	effic	comp	att	int	pct	yds	td	lg	avg/g	gp	effic	comp	att	int	pct	yds	td	lg	avg/g
SHIRREFFS, Byr.	4	145.00	67	103	1	65.0	847	4	69	211.8	4	145.00	67	103	1	65.0	847	4	69	211.8
BOYLE, Tim	4	-100.0	0	2	1	0.0	0	0	0	0.0	19	75.02	106	223	12	47.5	976	1	39	51.4
Total	4	140.33	67	105	2	63.8	847	4	69	211.8										
Opponents	4	116.64	44	77	3	57.1	499	3	71	124.8										

Receiving	gp	no.	yds	avg	td	lg	avg/g	gp	no.	yds	avg	td	lg	avg/g
THOMAS, Noel	4	19	286	15.1	0	33	71.5	22	53	675	12.7	5	38	30.7
BEALS, Tyraiq	4	13	132	10.2	1	39	33.0	4	13	132	10.2	1	39	33.0
NEWSOME, Arkeel	4	11	104	9.5	1	27	26.0	17	23	255	11.1	3	74	15.0
BLOOM, Alec	4	6	82	13.7	0	23	20.5	16	9	122	13.6	1	23	7.6
LUCAS, Thomas	4	6	74	12.3	0	34	18.5	16	17	203	11.9	0	43	12.7
MYERS, Tommy	4	4	103	25.8	2	69	25.8	17	6	111	18.5	2	69	6.5
LEMELLE, Brian	4	2	27	13.5	0	17	6.8	25	25	245	9.8	2	46	9.8
MARRINER, Josh	4	2	20	10.0	0	17	5.0	16	8	93	11.6	0	38	5.8
DeLORENZO, Max	4	2	11	5.5	0	11	2.8	38	16	136	8.5	0	17	3.6
McLEAN, Aaron	3	1	10	10.0	0	10	3.3	3	1	10	10.0	0	10	3.3
JOHNSON, Ron	4	1	-2	-2.0	0	0	-0.5	17	5	18	3.6	0	11	1.1
Total	4	67	847	12.6	4	69	211.8							
Opponents	4	44	499	11.3	3	71	124.8							

Total Offense	q	plays	rush	pass	total	avg/g	q	plays	rush	pass	total	avg/g
SHIRREFFS, Byr.	4	155	115	847	962	240.5	4	155	115	847	962	240.5
NEWSOME, Arkeel	4	32	153	0	153	38.2	17	83	356	0	356	20.9
JOHNSON, Ron	4	55	131	0	131	32.8	17	175	608	0	608	35.8
BEALS, Tyraiq	4	1	15	0	15	3.8	4	1	15	0	15	3.8
WAIN, Justin	4	1	13	0	13	3.2	16	1	13	0	13	0.8
THOMAS, Noel	4	2	9	0	9	2.2	22	2	9	0	9	0.4
MARRINER, Josh	4	1	3	0	3	0.8	16	37	113	0	113	7.1
DeLORENZO, Max	4	1	3	0	3	0.8	38	215	843	0	843	22.2
TEAM	3	4	-9	0	-9	-3.0						
Total	4	254	433	847	1280	320.0						
Opponents	4	241	682	499	1181	295.2						

Scoring	td	fg	PAT				kxp	saf	pts	td	fg	PAT				kxp	saf	pts
			kick	rush	rcv	pass						kick	rush	rcv	pass			
JOHNSON, Ron	3	-	-	-	-	-	-	18	6	-	-	-	-	-	-	-	36	
PUYOL, Bobby	-	4-4	4-7	-	-	-	-	16	-	14-19	28-34	-	-	-	-	-	70	
MYERS, Tommy	2	-	-	-	-	-	-	12	2	-	-	-	-	-	-	12		
NEWSOME, Arkeel	2	-	-	-	-	-	-	12	4	-	-	-	1	-	-	26		
BEALS, Tyraiq	1	-	-	-	-	-	-	6	1	-	-	-	-	-	-	6		
THOMAS, Noel	-	-	-	-	1	-	-	2	5	-	-	-	1	-	-	32		
TARBUTT, Mich.	-	0-1	-	-	-	-	-	0	-	0-1	-	-	-	-	-	0		
SHIRREFFS, Byr.	-	-	-	-	-	1-1	-	0	-	-	-	-	-	1-1	-	0		
Total	8	4-5	4-7	-	1	1-1	-	66										
Opponents	9	1-3	8-8	-	-	0-1	-	69										

Punt Returns	no.	yds	avg	td	lg	no.	yds	avg	td	lg
Total	0	0	0.0	0	0					
Opponents	4	-2	-0.5	0	0					

# Oct. 2 vs. BYU Game Notes



## 2015 Season/Career Stat Comparison

SEASON						CAREER					
Kick Returns	no.	yds	avg	td	lg	no.	yds	avg	td	lg	
NEWSOME, Arkeel	4	61	15.2	0	20	46	941	20.5	0	47	
LEMELLE, Brian	2	24	12.0	0	12	7	140	20.0	0	28	
Total	6	85	14.2	0	20						
Opponents	14	257	18.4	0	44						

SEASON						CAREER					
Interceptions	no.	yds	avg	td	lg	no.	yds	avg	td	lg	
ADAMS, Andrew	2	6	3.0	0	6	8	113	14.1	0	43	
WILLIAMS, Jhav.	1	17	17.0	0	17	1	17	17.0	0	17	
Total	3	23	7.7	0	17						
Opponents	2	50	25.0	0	50						

SEASON						CAREER					
Fumble Returns	no.	yds	avg	td	lg	no.	yds	avg	td	lg	
Total	0	0	0.0	0	0						
Opponents	0	0	0.0	0	0						

All Purpose	g	rush	rcv	pr	kr	ir	total	avg/g	g	rush	rcv	pr	kr	ir	total	avg/g
NEWSOME, Arkeel	4	153	104	0	61	0	318	79.5	17	356	255	0	941	0	1552	91.3
THOMAS, No	4	9	286	0	0	0	295	73.8	22	9	675	0	0	0	684	31.1
BEALS, Tyrai	4	15	132	0	0	0	147	36.8	4	15	132	0	0	0	147	36.8
JOHNSON, R	4	131	-2	0	0	0	129	32.2	17	608	18	0	0	0	626	36.8
SHIRREFFS, J	4	115	0	0	0	0	115	28.8	4	115	0	0	0	0	115	28.8
MYERS, Tom	4	0	103	0	0	0	103	25.8	17	0	111	0	0	0	111	6.5
BLOOM, Alec	4	0	82	0	0	0	82	20.5	16	0	122	0	0	0	122	7.6
LUCAS, Tho	4	0	74	0	0	0	74	18.5	16	0	203	0	0	0	203	12.7
LEMELLE, Bri	4	0	27	0	24	0	51	12.8	25	7	245	22	140	0	414	16.6
MARRINER, J	4	3	20	0	0	0	23	5.8	16	113	93	0	55	0	261	16.3
WILLIAMS, Jh	4	0	0	0	0	17	17	4.2	4	0	0	0	0	17	17	4.2
DeLORENZO, J	4	3	11	0	0	0	14	3.5	38	843	136	0	0	0	979	25.8
WAIN, Justin	4	13	0	0	0	0	13	3.2	16	13	0	0	0	0	13	0.8
McLEAN, Aar	3	0	10	0	0	0	10	3.3	3	0	10	0	0	0	10	3.3
ADAMS, Andr	4	0	0	0	0	6	6	1.5	36	0	0	0	0	113	113	3.1
TEAM	3	-9	0	0	0	0	-9	-3.0								
Total	4	433	847	0	85	23	1388	347.0								
Opponents	4	682	499	-2	257	50	1486	371.5								

SEASON					CAREER				
Field Goals	att	good	long	blkd	att	good	long	blkd	
PUYOL, Bobby	4	4	39	0	19	14	45	2	
TARBUTT, Mich.	1	0	0	0	1	0	0	0	
Total	5	4	39	0					
Opponents	3	1	41	0					

SEASON						CAREER					
Punting	no.	yds	avg	lg	blk	no.	yds	avg	lg	blk	
WAIN, Justin	15	571	38.1	50	1	93	3591	38.6	59	1	
TEAM	1	0	0.0	0	0						
Total	16	571	35.7	50	1						
Opponents	16	673	42.1	56	0						

SEASON						CAREER					
Kickoffs	no.	yds	avg	tb	ob	no.	yds	avg	tb	ob	
TARBUTT, Mich.	15	885	59.0	3	0	15	885	59.0	3	0	
WAIN, Justin	2	108	54.0	0	0	2	108	54.0	0	0	
Total	17	993	58.4	3	0						
Opponents	14	860	61.4	8	0						



# Oct. 2 vs. BYU Game Notes

## 2015 Season/Career Stat Comparison

#	Defensive Leaders	SEASON										CAREER										
		gp	ua	a	total	tfl	sack	int	pb	fr	ff	blk	gp	ua	a	total	tfl	sack	int	pb	fr	ff
1H	ADAMS, Andrew	4	18	16	26	0.0	.	2	1	.	.	36	13	75	167.	3.0	.	8	1	3	1	.
11	JOSEPH, Junior	4	13	15	20.	0.5	.	.	.	.	.	16	40	34	57.0	4.5	.	.	.	3	1	.
20	MELIFONWU, Obi	4	16	7	19.	1.0	.	.	2	.	.	28	11	64	146.	7.5	.	2	1	1	2	.
2	STEWART, Graha	4	12	8	16.	1.5	1.	.	1	.	.	25	61	74	98.0	12.5	3.0	.	1	.	3	.
36	WALSH, Matt	4	6	15	13.	2.5	.	.	.	.	.	4	6	15	13.5	2.5	.	.	.	.	.	.
21	SUMMERS, Jamar	4	10	5	12.	0.5	.	.	.	.	.	17	28	13	34.5	0.5	.	1	2	.	.	1
15	CARREZOLA, Luk	4	6	10	11.	4.0	1.	.	1	1	.	10	9	15	16.5	4.0	1.0	.	1	1	1	.
93	FATUKASI, Foley	4	4	7	7.	3.0	2.	.	.	1	.	17	26	20	36.0	6.0	2.5	.	.	.	1	.
6	WILLIAMS, Jhav.	4	5	4	7.	0.0	.	1	1	.	.	4	5	4	7.0	0.0	.	1	1	.	.	.
90	CAMPENNI, Jul.	4	5	4	7.	2.5	.	.	.	.	.	4	5	4	7.0	2.5	.	.	.	.	.	.
92	MYERS, Mikal	4	4	5	6.	2.5	.	.	.	.	.	25	28	22	39.0	9.5	2.0	.	.	.	.	.
23	LEE, Junior	4	6	1	6.	0.0	.	.	1	.	.	39	36	13	42.5	1.0	.	1	3	.	.	.
95	ADEYEMI, Kenton	4	4	4	6.	1.5	.	.	.	.	.	23	13	30	28.0	7.0	1.0	.	1	.	.	.
57	ORMSBY, Cole	4	4	3	5.	0.5	0.	.	.	.	.	15	12	14	19.0	5.5	4.0	.	.	.	.	.
10	STAPLETON, Cam	4	5	.	5.	2.0	.	.	.	.	.	14	9	6	12.0	2.5	0.5	.	1	.	.	.
1B	HADLEY, Javon	4	4	.	4.	1.0	.	.	.	.	.	15	9	8	13.0	1.0	.	.	.	.	1	.
16	McALLISTER, Br.	4	3	1	3.	0.0	.	.	.	1	1	4	3	1	3.5	0.0	.	.	.	1	1	.
55	HICKS, Jon	4	2	3	3.	0.0	.	.	.	.	.	26	14	10	19.0	0.5	.	.	.	1	.	.
28	FLOYD, Jordan	4	3	.	3.	0.0	.	.	.	.	.	25	4	2	5.0	0.0	.	.	.	.	.	.
46	VANN, Marquise	3	1	4	3.	0.0	.	.	.	.	.	37	76	63	107.	8.0	0.5	.	3	1	2	.
19	MARDER, Ellis	3	3	.	3.	0.0	.	.	1	.	.	14	7	3	8.5	0.5	.	.	1	1	.	.
13	DIGGS, Vontae	3	1	2	2.	0.0	.	.	.	.	.	16	4	9	8.5	0.0	.	.	.	.	.	.
99	MARINAN, Sean	4	1	1	1.	0.0	.	.	.	.	.	16	1	1	1.5	0.0	.	.	.	.	.	.
26	MARRINER, Josh	4	1	1	1.	0.0	.	.	.	.	.	16	2	2	3.0	0.0	.	.	.	.	.	.
7	GREEN, John	3	1	1	1.	0.0	.	.	1	.	.	26	9	6	12.0	0.0	.	.	6	.	.	.
54	STEPHENS, Om.	3	1	.	1.	0.0	.	.	.	.	.	3	1	.	1.0	0.0	.	.	.	.	.	.
18	LEMELLE, Brian	4	.	2	1.	0.0	.	.	.	.	.	25	.	2	1.0	0.0	.	.	.	.	.	.
14	BOYLE, Tim	4	1	.	1.	0.0	.	.	.	.	.	19	2	.	2.0	0.0	.	.	.	.	.	.
22	NEWSOME, Arkeel	4	.	1	0.	0.0	.	.	.	.	.	17	.	1	0.5	0.0	.	.	.	.	.	.
40	TARBUTT, Mich.	4	.	1	0.	0.0	.	.	.	.	.	4	.	1	0.5	0.0	.	.	.	.	.	.
4	SHIRREFFS, Byr.	4	.	1	0.	0.0	.	.	.	.	.	4	.	1	0.5	0.0	.	.	.	.	.	.
Total		4	14	12	201	23	5	3	9	2	3											
Opponents		4	13	12	198	32	12	2	1	3	4											

# Oct. 2 vs. BYU Game Notes



## Game-By-Game Team Defensive Totals

Game	UT	AT	TT	SKS (YDS)	TBL (YDS)	TTFL (YDS)	FF	FR	BU	INT	BLK
Villanova	33	30	63	4.0 (19)	4.0 (13)	8.0 (32)	1	1	4	1	0
Army	28	20	48	0.0 (0)	4.0 (9)	4.0 (9)	0	0	2	1	0
at Missouri	38	34	72	1.0 (2)	9.0 (21)	10.0 (23)	1	1	3	1	0
Navy	41	38	79	0.0 (0)	1.0 (1)	1.0 (1)	1	0	0	0	0
at BYU											
at UCF											
at USF											
at Cincinnati											
ECU											
at Tulane											
Houston											
at Temple											
<b>UConn Totals</b>	<b>140</b>	<b>122</b>	<b>262</b>	<b>5.0 (21)</b>	<b>18.0 (44)</b>	<b>23.0 (65)</b>	<b>3</b>	<b>2</b>	<b>9</b>	<b>3</b>	<b>0</b>
<b>Opp. Totals</b>	<b>138</b>	<b>120</b>	<b>258</b>	<b>12.0 (58)</b>	<b>20.0 (57)</b>	<b>32.0 (115)</b>	<b>4</b>	<b>3</b>	<b>15</b>	<b>2</b>	<b>4</b>

**Key:** UT (unassisted tackles); AT (assisted tackles); TT (total tackles); SKS (quarterback sacks); TBL (tackles other than sacks behind the line of scrimmage); TTFL (tackles for loss: SKS + TBL); FF (forced fumbles); FR (fumble recoveries); BU (break ups); INT (interceptions); BLK (blocked punts, FGs and PATs).

## Defensive Category Leaders By Game

Game	UT	AT	TT	SKS (YDS)	TBL (YDS)	TTFL (YDS)	FF	FR	BU	INT	BLK
<b>Villanova</b>											
<b>Solo Tackles</b>											
5, Graham Stewart											
4, Foley Fatukasi											
<b>Total Tackles</b>											
9, Junior Joseph											
6, Luke Carrezola											
6, Foley Fatukasi											
<b>Tackles for Loss</b>											
2.0, Luke Carrezola											
2.0, Foley Fatukasi											
<b>Sacks</b>											
2.0, Foley Fatukasi											
1.0, Luke Carrezola											
1.0, Graham Stewart											
<b>Army</b>											
<b>Solo Tackles</b>											
4, Andrew Adams											
3, Junior Joseph											
3, Graham Stewart											
3, Obi Melifonwu											
<b>Total Tackles</b>											
6, Andrew Adams											
5, Junior Joseph											
<b>Tackles for Loss</b>											
1.0, Obi Melifonwu											
1.0, Matt Walsh											
1.0, Julian Campenni											
1.0, Luke Carrezola											
<b>Sacks</b>											
N/A											
<b>at Missouri</b>											
<b>Solo Tackles</b>											
6, Jamar Summers											
5, Junior Joseph											
<b>Total Tackles</b>											
9, Junior Joseph											
8, Jamar Summers											
8, Matt Walsh											
6, Andrew Adams											
5, Graham Stewart											
<b>Tackles for Loss</b>											
2.0, Cameron Stapleton											
1.5, Matt Walsh											
1.5, Mikal Myers											
<b>Sacks</b>											
0.5, Foley Fatukasi											
0.5, Cole Ormsby											
<b>Navy</b>											
<b>Solo Tackles</b>											
9, Andrew Adams											
8, Obi Melifonwu											
3, Graham Stewart											
<b>Total Tackles</b>											
17, Andrew Adams											
12, Obi Melifonwu											
8, Matt Walsh											
<b>Tackles for Loss</b>											
1.0, Mikal Myers											
<b>Sacks</b>											
N/A											
<b>at BYU</b>											
<b>Solo Tackles</b>											
<b>Total Tackles</b>											
<b>Tackles for Loss</b>											
<b>Sacks</b>											
<b>at UCF</b>											
<b>Solo Tackles</b>											
<b>Total Tackles</b>											
<b>Tackles for Loss</b>											
<b>Sacks</b>											
<b>at USF</b>											
<b>Solo Tackles</b>											
<b>Total Tackles</b>											
<b>Tackles for Loss</b>											
<b>Sacks</b>											
<b>at Cincinnati</b>											
<b>Solo Tackles</b>											
<b>Total Tackles</b>											
<b>Tackles for Loss</b>											
<b>Sacks</b>											
<b>ECU</b>											
<b>Solo Tackles</b>											
<b>Total Tackles</b>											
<b>Tackles for Loss</b>											
<b>Sacks</b>											
<b>at Tulane</b>											
<b>Solo Tackles</b>											
<b>Total Tackles</b>											
<b>Tackles for Loss</b>											
<b>Sacks</b>											
<b>Houston</b>											
<b>Solo Tackles</b>											
<b>Total Tackles</b>											
<b>Tackles for Loss</b>											
<b>Sacks</b>											
<b>at Temple</b>											
<b>Solo Tackles</b>											
<b>Total Tackles</b>											
<b>Tackles for Loss</b>											
<b>Sacks</b>											



# Oct. 2 vs. BYU Game Notes

## Game-By-Game Rushing

Player	'NOVA <u>Att-Yds-TD</u>	ARMY <u>Att-Yds-TD</u>	@MIZZU <u>Att-Yds-TD</u>	NAVY <u>Att-Yds-TD</u>	@BYU <u>Att-Yds-TD</u>	@UCF <u>Att-Yds-TD</u>	USF <u>Att-Yds-TD</u>	@CIN <u>Att-Yds-TD</u>	ECU <u>Att-Yds-TD</u>	@TUL <u>Att-Yds-TD</u>	HOU <u>Att-Yds-TD</u>	@TEM <u>Att-Yds-TD</u>
Tyraiq Beals	-	-	-	1-15-0								
Max DeLorenzo	-	1-3-0	-	-								
Ron Johnson	23-69-1	18-39-1	14-23-1	-								
Josh Marriner	-	-	1-3-0	-								
Arkeel Newsome	3-1-0	13-73-1	2-10-0	14-69-0								
Bryant Shirreffs	10-33-0	12-31-0	14-29-0	16-22-0								
Noel Thomas	1-8-0	1-1-0	-	-								

## Game-By-Game Passing

Player	'NOVA <u>Cmp-Yds-TD</u>	ARMY <u>Cmp-Yds-TD</u>	@MIZZU <u>Cmp-Yds-TD</u>	NAVY <u>Cmp-Yds-TD</u>	@BYU <u>Cmp-Yds-TD</u>	@UCF <u>Cmp-Yds-TD</u>	USF <u>Cmp-Yds-TD</u>	@CIN <u>Cmp-Yds-TD</u>	ECU <u>Cmp-Yds-TD</u>	@TUL <u>Cmp-Yds-TD</u>	HOU <u>Cmp-Yds-TD</u>	@TEM <u>Cmp-Yds-TD</u>
Bryant Shirreffs	12-202-2	19-270-0	17-156-0	19-219-2								

## Game-By-Game Receiving

Player	'NOVA <u>Rec-Yds-TD</u>	ARMY <u>Rec-Yds-TD</u>	@MIZZU <u>Rec-Yds-TD</u>	NAVY <u>Rec-Yds-TD</u>	@BYU <u>Rec-Yds-TD</u>	@UCF <u>Rec-Yds-TD</u>	USF <u>Rec-Yds-TD</u>	@CIN <u>Rec-Yds-TD</u>	ECU <u>Rec-Yds-TD</u>	@TUL <u>Rec-Yds-TD</u>	HOU <u>Rec-Yds-TD</u>	@TEM <u>Rec-Yds-TD</u>
Tyraiq Beals	1-9-0	3-45-0	3-15-0	6-63-1								
Alec Bloom	1-16-0	3-42-0	1-13-0	1-11-0								
Max DeLorenzo	1-11-0	-	1-0-0	-								
Ron Johnson	-	1-(-2)-0	-	-								
Brian Lemelle	-	1-10-0	1-17-0	-								
Thomas Lucas	1-8-0	2-42-0	3-24-0	-								
Josh Marriner	-	2-20-0	-	-								
Aaron McLean	-	-	-	1-10-0								
Tommy Myers	2-83-1	1-14-0	-	1-6-1								
Arkeel Newsome	3-36-1	2-16-0	1-1-0	5-51-0								
Noel Thomas	3-39-0	4-83-0	7-86-0	5-78-0								

## Game-By-Game Kickoff Returns

Player	'NOVA <u>No-Yds-TD</u>	ARMY <u>No-Yds-TD</u>	@MIZZU <u>No-Yds-TD</u>	NAVY <u>No-Yds-TD</u>	@BYU <u>No-Yds-TD</u>	@UCF <u>No-Yds-TD</u>	USF <u>No-Yds-TD</u>	@CIN <u>No-Yds-TD</u>	ECU <u>No-Yds-TD</u>	@TUL <u>No-Yds-TD</u>	HOU <u>No-Yds-TD</u>	@TEM <u>No-Yds-TD</u>
Brian Lemelle	1-12-0	1-12-0	-	-								
Arkeel Newsome	-	-	-	4-61-0								



# Oct. 2 vs. BYU Game Notes



## Game-By-Game Tackles: Defensive Line-

Player	'NOVA <u>UT-AT-TT</u>	ARMY <u>UT-AT-TT</u>	@MIZZU <u>UT-AT-TT</u>	NAVY <u>UT-AT-TT</u>	@BYU <u>UT-AT-TT</u>	@UCF <u>UT-AT-TT</u>	USF <u>UT-AT-TT</u>	@CIN <u>UT-AT-TT</u>	ECU <u>UT-AT-TT</u>	@TUL <u>UT-AT-TT</u>	HOU <u>UT-AT-TT</u>	@TEM <u>UT-AT-TT</u>
Kenton Adeyemi	1-1-2	1-0-1	0-1-1	2-2-4								
Julian Campenni	1-2-3	2-1-3	-	0-1-1								
Luke Carrezola	2-4-6	1-1-2	2-2-4	1-3-4								
Foley Fatukasi	4-2-6	-	0-4-4	0-1-1								
Sean Marinar	-	-	-	1-1-2								
Mikal Myers	-	1-0-1	1-2-3	2-2-4								
Cole Ormsby	-	1-0-1	1-1-2	2-2-4								

## Game-By-Game Tackles: Linebackers

Player	'NOVA <u>UT-AT-TT</u>	ARMY <u>UT-AT-TT</u>	@MIZZU <u>UT-AT-TT</u>	NAVY <u>UT-AT-TT</u>	@BYU <u>UT-AT-TT</u>	@UCF <u>UT-AT-TT</u>	USF <u>UT-AT-TT</u>	@CIN <u>UT-AT-TT</u>	ECU <u>UT-AT-TT</u>	@TUL <u>UT-AT-TT</u>	HOU <u>UT-AT-TT</u>	@TEM <u>UT-AT-TT</u>
Vontae Diggs	-	-	1-0-1	-								
Jon Hicks	-	-	1-1-1	-								
Junior Joseph	3-6-9	3-2-5	5-4-9	2-3-5								
Cameron Stapleton	-	1-0-1	2-0-2	1-0-1								
Omaine Stephens	-	1-0-1	-	-								
Graham Stewart	5-0-5	3-1-4	1-4-5	3-3-6								
Marquise Vann	0-1-1	1-3-4	-	-								
Matt Walsh	-	1-3-4	2-6-8	2-6-8								

## Game-By-Game Tackles: Defensive Backs

Player	'NOVA <u>UT-AT-TT</u>	ARMY <u>UT-AT-TT</u>	@MIZZU <u>UT-AT-TT</u>	NAVY <u>UT-AT-TT</u>	@BYU <u>UT-AT-TT</u>	@UCF <u>UT-AT-TT</u>	USF <u>UT-AT-TT</u>	@CIN <u>UT-AT-TT</u>	ECU <u>UT-AT-TT</u>	@TUL <u>UT-AT-TT</u>	HOU <u>UT-AT-TT</u>	@TEM <u>UT-AT-TT</u>
Andrew Adams	2-3-5	4-2-6	3-3-6	9-8-17								
Jordan Floyd	-	2-0-2	1-0-1	-								
Javon Hadley	-	-	1-0-1	-								
Junior Lee	-	-	2-0-2	2-1-3								
Ellis Marder	1-0-1	-	1-0-1	1-0-1								
Brice McAllister	-	1-0-1	1-0-1	1-0-1								
Obi Melifonwu	-	3-1-4	3-1-4	8-4-12								
Jamar Summers	1-2-3	1-1-2	6-2-8	2-0-2								
Jhavon Williams	3-0-3	1-1-2	0-2-2	1-1-2								

## Game-By-Game Punt Returns

Player	'NOVA <u>No-Yds-TD</u>	ARMY <u>No-Yds-TD</u>	@MIZZU <u>No-Yds-TD</u>	NAVY <u>No-Yds-TD</u>	@BYU <u>No-Yds-TD</u>	@UCF <u>No-Yds-TD</u>	USF <u>No-Yds-TD</u>	@CIN <u>No-Yds-TD</u>	ECU <u>No-Yds-TD</u>	@TUL <u>No-Yds-TD</u>	HOU <u>No-Yds-TD</u>	@TEM <u>No-Yds-TD</u>
-	-	-	-	-								




# Oct. 2 vs. BYU Game Notes

## Game-By-Game Participation

Player	'NOVA	ARMY	@MIZZU	NAVY	@BYU	@UCF	USF	@CIN	ECU	@TUL	HOU	@TEM
Andrew Adams	S	S	S	S								
Kenton Adeyemi	DE	DE	DE	DE								
Tyraiq Beals	P		WR	P								
Alec Bloom	TE	TE	P	TE								
Kyle Bockeloh	-	P	-	P								
Tim Boyle	P	P	P	P								
Julian Campenni	DT	DT	DT	DT								
Luke Carrezola	DE	DE	P	DE								
Jeremy Clafin	P	P	-	P								
Jazzmar Clax	P	-	-	P								
Max DeLorenzo	P	P	P	FB								
Vontae Diggs	P	-	P	P								
Foley Fatukasi	DT	P	DT	P								
Jordan Floyd	P	P	P	P								
Dalton Gifford	P	P	P	P								
John Green	-	P	CB	P								
Javon Hadley	P	P	P	P								
Steve Hashemi	-	P	P	-								
Jon Hicks	P	P	P	P								
Tommy Hopkins	LG	LG	LG	LG								
Ron Johnson	TB	TB	P	P								
Junior Joseph	LB	LB	LB	LB								
Andreas Knappe	RT	RT	RT	RT								
Chris Lee	-	P	-	P								
Junior Lee	P	P	P	P								
Brian Lemelle	P	P	WR	P								
Richard Levy	LT	LT	LT	LT								
Thomas Lucas	WR	WR	WR	P								
Dominick Manco	P	P	P	P								
Ellis Marder	S	-	P	P								
Sean Marinan	P	P	P	P								
Josh Marriner	P	P	P	P								
Hergy Mayala	-	P	-	P								
Brice McAllister	P	P	P	P								
Aaron McLean	-	P	P	P								
Obi Melifonwu	P	S	S	S								
Mikal Myers	P	DT	P	DT								
Tommy Myers	TE	P	P	TE								
Arkeel Newsome	P	RB	TB	TB								
Cole Ormsby	P	P	P	P								
Dallas Parker	-	P	-	-								
Bobby Puyol	P	P	P	P								
Zach Rugg	P	-	-	-								
Trey Rutherford	P	P	-	P								
Tyler Samra	RG	RG	RG	RG								
Bryant Shirreffs	QB	QB	QB	QB								
Cameron Stapleton	P	P	P	P								
Omaine Stephens	P	P	P	-								
Graham Stewart	LB	LB	LB	LB								
Jamar Summers	CB	CB	CB	CB								
Michael Tarbutt	P	P	P	P								
Noel Thomas	WR	WR	WR	WR								
Tony Tully	-	P	-	-								
Marquise Vann	LB	P	-	P								
Brendan Vechery	C	C	C	C								
Nick Vitale	P	P	-	P								
Justin Wain	P	P	P	P								
Matt Walsh	P	LB	LB	LB								
Anthony Watkins	-	-	-	P								
Jhavon Williams	CB	CB	CB	CB								

KEY: P: Played in game, did not start...POS: Started at that position...INJ: Missed with injury...DNP: Did not play...XXXX: No longer on team

# Oct. 2 vs. BYU Game Notes



Game #1 • September 3, 2015



# 20 V 15

Pratt & Whitney Stadium  
at Rentschler Field • East Hartford, Conn.

## UConn Starters

Offense	Defense
WR 5 Thomas	DE 95 Adeyemi
WR 8 Lucas	DT 93 Fatukasi
LT 71 Levy	NG 90 Campenni
LG 62 Hopkins	DE 15 Carrezola
C 72 Vechery	LB 2 Stewart
RG 60 Samra	LB 11 Joseph
RT 53 Knappe	LB 46 Vann
QB 4 Shirreffs	CB 6 J. Williams
TE 86 Bloom	S 22 Adams
TE 80 T. Myers	S 19 Marder
TB 3 Johnson	CB 21 Summers

**Total Participants (50):** 2 Beals, 4 Hadley, 10 Stapleton, 13 Diggs, 14 Boyle, 17 Puyol, 18 Lemelle, 20 Melifonwu, 22 Newsome, 23 J. Lee, 26 Marriner, 27 Vitale, 28 Floyd, 34 Clax, 36 Walsh, 37 Clafin, 40 Tarbutt, 42 Wain, 44 DeLorenzo, 54 Stephens, 55 Hicks, 57 Ormsby, 66 Manco, 75 Rugg, 77 Rutherford, 78 Gifford, 92 M. Myers, 99 Marinan

## Team Statistics

	VU	UCONN
FIRST DOWNS	18	19
Rushing	7	8
Passing	10	9
Penalty	1	2
NET YARDS RUSHING	114	105
Rushing Attempts	36	39
Average Per Rush	3.2	2.7
Rushing Touchdowns	1	1
Yards Gained Rushing	146	132
Yards Lost Rushing	32	27
NET YARDS PASSING	189	202
Completions-Attempts-Int	18-33-1	12-20-1
Average Per Attempt	5.7	10.1
Average Per Completion	10.5	16.8
Passing Touchdowns	1	2
TOTAL OFFENSE YARDS	303	307
Total offense plays	69	59
Average Gain Per Play	4.4	5.2
Fumbles: Number-Lost	2-1	0-0
Penalties: Number-Yards	5-45	4-30
PUNTS-YARDS	3-148	4-176
Average Yards Per Punt	49.3	44.0
Net Yards Per Punt	49.3	34.0
Inside 20	1	1
50+ Yards	1	0
Touchbacks	0	2
Fair catch	1	2
KICKOFFS-YARDS	3-190	5-297
Average Yards Per Kickoff	63.3	59.4
Net Yards Per Kickoff	42.7	36.0
Touchbacks	2	1
Punt returns: Number-Yards-TD	0-0-0	0-0-0
Average Per Return	0.0	0.0
Kickoff returns: Number-Yds-TD	4-92-0	1-12-0
Average Per Return	23.0	12.0
Interceptions: Number-Yds-TD	1-0-0	1-6-0
Fumble Returns: Number-Yds-TD	0-0-0	0-0-0
Miscellaneous Yards	0	0
Possession Time	31:49	28:11
1st Quarter	6:19	8:41
2nd Quarter	11:25	3:35
3rd Quarter	5:36	9:24
4th Quarter	8:29	6:31
Third-Down Conversions	9 of 17	6 of 13
Fourth-Down Conversions	1 of 3	1 of 1
Red-Zone Scores-Chances	2-3	2-3
Touchdowns	2-3	2-3
Field goals	0-3	0-3
Sacks By: Number-Yards	1-7	4-19
PAT Kicks	1-1	2-3
Field Goals	0-1	0-0
Points off turnovers	0	0

Villanova (0-1)	0	9	0	6	-	15
UConn (1-0)	6	0	7	7	-	20
<b>First Quarter</b>						
UConn - T. Myers 14 yd pass from Shirreffs (Puyol kick blocked) 6:55 (13-79,7:05)						
<b>Second Quarter</b>						
Villanova - Team Safety 7:57						
Villanova - Gudzak 13 yd pass from Robertson (Weyler kick) 1:36 (14-67, 6:21)						
<b>Third Quarter</b>						
UConn - Johnson 1 yd run (Puyol kick) 12:57 (4-75, 2:03)						
<b>Fourth Quarter</b>						
UConn - Newsome 27 yd pass from Shirreffs (Puyol kick), 4:53 (7-64, 3:52)						
Villanova - Robertson 3 yd run (Robertson pass failed) 1:45 (11-54, 3:08)						

**EAST HARTFORD, Conn.** - University of Connecticut redshirt sophomore Bryant Shirreffs (Jefferson, Ga.) threw for 202 yards and two touchdowns in his first collegiate start and first game for the Huskies as the UConn football team defeated Villanova by a 20-15 score on Thursday night. The game was the season opener for both team and was played before a Pratt & Whitney Stadium at Rentschler Field crowd of 26,113.

The Huskies opened the scoring with a 14-yard TD reception by redshirt sophomore Tommy Myers (Coventry, Conn.) from Shirreffs that completed a 13 play, 79 yard drive that made it 6-0 Huskies with 6:55 to go in the first quarter.

The Wildcats led 9-6 at the half, but the Shirreffs to Myers duo was back at work on the second play from scrimmage of the second half for a 69-yard completion that put the ball at the Wildcat one-yard line. Two plays later, sophomore running back Ron Johnson (Naples, Fla.) ran the ball in for the score and give UConn the lead for good at 13-9.

The Huskies made it 20-9 on a 27-yard reception by sophomore Arkeel Newsome (Ansonia, Conn.) with 4:53 to go in the game. Villanova quarterback John Robertson scored on a three-yard run with 1:45 to go.

UConn had a key defensive stop early in the fourth quarter as Villanova had moved the ball to the Husky 36, but stopped the Wildcats on fourth and one.

Johnson was UConn's leading rusher with 69 yards while junior Noel Thomas (Norwalk, Conn.) and Newsome each had three receptions.

Redshirt sophomore Junior Joseph (Sinking Springs, Pa.) led the Huskies with nine tackles while sophomore linebacker Luke Carrezola (Langhorne, Pa.) had six tackles with a sack and redshirt sophomore Folorunso Fatukasi (Far Rockaway, N.Y.) had six tackles with two sacks.

Robertson passed for 153 yards and one TD while rushing 66 yards for the Wildcats, who are ranked fourth preseason in the NCAA FCS.

## UConn Individual Leaders

Rushing	No	Gain	Loss	Net	TD	Lg
Johson	23	80	11	69	1	10
Shirreffs	10	40	7	33	0	12
Thomas	1	8	0	8	0	8

Passing	Com-Att-Int	Yds	TD	Lg
Shirreffs	12-20-1	202	2	69

Receiving	No	Yds	TD	Lg
Myers	2	83	1	69
Thomas	3	39	0	14
Newsome	3	36	1	27
Bloom	1	16	0	16

Punting	No	Yds	Avg	Lg	In20
Wain	4	176	44.0	48	1

## Field Goal Attempts

N/A

Defense	UT-AT-TT	TFL	Sk	Int
Joseph	3-6-9			
Fatukasi	4-2-6	2.0	2.0	
Carrezola	2-4-6	2.0	1.0	
Stewart	5-0-5	1.0	1.0	
Adams	2-3-5			

## Villanova Individual Leaders

Rushing	No	Gain	Loss	Net	TD	Lg
Robertson	18	85	19	66	1	28
White	8	26	1	25	0	12
Underwood	5	19	6	13	0	8

Passing	Com-Att-Int	Yds	TD	Lg
Robertson	17-32-1	153	1	18
Underwood	1-1-0	36	0	36

Receiving	No	Yds	TD	Lg
Gulyas	4	64	0	36
Underwood	4	39	0	15
Phillips	4	34	0	14
Wells	1	18	0	18

Punting	No	Yds	Avg	Lg	In20
Hinchen	3	148	49.3	52	1

## Field Goal Attempts


Weyler 2Q 10:03 24 yds Miss

Defense	UT-AT-TT	TFL	Sk	Int
McCurry	3-7-10	2.0		
Smith	5-3-8			
Cherry	3-4-7	1.0		
McCann	2-5-7	1.0	0.5	
Calitro	5-1-6			
Majors	1-5-6	0.5		



# Oct. 2 vs. BYU Game Notes

## Game #2 • September 12, 2015



# 22



# 17

### Pratt & Whitney Stadium at Rentschler Field • East Hartford, Conn.

#### UConn Starters

Offense	Defense
WR 5 Thomas	DE 95 Adeyemi
WR 8 Lucas	DT 92 M. Myers
LT 71 Levy	NG 90 Campenni
LG 62 Hopkins	DE 15 Carrezola
C 70 Vechery	LB 2 Stewart
RG 60 Samra	LB 11 Joseph
RT 53 Knappe	LB 36 Walsh
QB 4 Shirreffs	CB 6 J. Williams
TE 86 Bloom	S 22 Adams
TB 22 Newsome	S 20 Melifonwu
TB 3 Johnson	CB 21 Summers

Army (0-2)	3	7	0	7	-	17
UConn (2-0)	3	9	7	3	-	22

#### First Quarter

Army - Grochowski 41 yd field goal 8:18 (8-29, 4:52)  
UConn - Puyol 23 yd field goal 2:13 (11-69, 6:05)

#### Second Quarter

Army - Bradshaw 56 yd run (Grochowski kick) 8:48 (5-90, 1:50)  
UConn - Newsome 10 yd run (Puyol kick blocked) 5:07 (7-75, 3:41)  
UConn - Puyol 25 yd field goal 0:42 (6-67, 2:46)

#### Third Quarter

UConn - Johnson 2 yd run (Puyol kick) 7:10 (8-62, 4:44)

#### Fourth Quarter

UConn - Puyol 39 yd field goal, 5:33 (10-34, 5:04)  
Army - Walker 71 yd pass from Schurr (Grochowski kick) 4:51 (3-75, 0:42)

**Total Participants (55):** 2 Beals, 4 Hadley, 7 Green, 10 Stapleton, 13, Tully, 14 Boyle, 16 McAllister, 17 Puyol, 18 Lemelle, 23 J. Lee, 26 Marriner, 27 Vitale, 28 Floyd, 37 Claflin, 40 Tarbutt, 42 Wain, 44 DeLorenzo, 46 Vann, 49 Parker, 54 Stephens, 55 Hicks, 57 Ormsby, 66 Manco, 70 Bockeloh, 73 Hashemi, 77 Rutherford, 78 Gifford, 80 T. Myers, 85 McLean, 88 Mayala, 89 C. Lee, 93 Fatukasi, 99 Marinar

**EAST HARTFORD, Conn.** - University of Connecticut redshirt sophomore quarterback Bryant Shirreffs (Jeffeson, Ga.) threw for 270 yards (19 of 25) and the Huskies got touchdown runs from sophomore running backs Arkeel Newsome (Ansonia, Conn.) and Ron Johnson (Naples, Fla.) as the Husky football team defeated Army 22-17 on Saturday afternoon. The game was played before a crowd of 28,260 at Pratt & Whitney Stadium at Rentschler Field. UConn led 12-10 at the half, sandwiching a 10-yard touchdown run from sophomore Arkeel Newsome (Ansonia, Conn.) around two field goals from redshirt sophomore Bobby Puyol (North Palm Beach, Fla.). Puyol's 23-yard with 2:13 to go in the first quarter tied the game at 3-3 while his second, a 25-yarder with 42 seconds left in the half, gave UConn the intermission lead. Newsome had a 10-yard TD run with 5:07 left in the half that gave UConn a 10-9 lead. Redshirt junior safety Obi Melifonwu (South Grafton, Mass.) sniffed out a misdirection pitch to Army's DeAndre Bell on a fourth down and made an open-field tackle to set up a UConn 62-yard touchdown drive early in the second half. Johnson completed that drive with a two-yard run to make it 19-10 Huskies with 7:10 left. Shirreffs' 32-yard throw to freshman Tyraiq Beals (East Orange, N.J.) set up the drive. Puyol hit a valuable 39-yard field goal with 5:33 left in the game that made it 22-10 Huskies. Army quarterback Ahmad Bradshaw rushed for 129 yards, including a 56-yard first-half touchdown that made it 10-3 Black Knights with 8:48 to go in the second quarter. His backup, senior A.J. Schurr, threw a 71-yard touchdown to Joe Walker in the fourth quarter to close the UConn lead to 22-17 with 4:51 left. Husky senior safety Andrew Adams (Fayetteville, Ga.) intercepted a pass with 2:21 left in the game to seal the win for UConn. UConn junior wide receiver Noel Thomas (Norwalk, Conn.) caught four balls for 83 yards Twenty-one of the 22 defensive players on UConn's depth chart played in that game. They held the Black Knights to 180 rushing yards on Saturday - as opposed to 325 yards last year in a 35-21 loss at Yankee Stadium. The Huskies outgained Army 415 yards to 265 and held onto the ball for 39 minutes. Schurr came into the game after the Huskies made it 22-10. Army had just five yards passing on two attempts before he went long to junior Joe Walker, who out-jumped Melifonwu and raced down the left sideline with just under five minutes left to cut lead to 22-17. Army could not get the ball back after Shurr's pass into coverage ended up with Adams. Newsome rushed 13 times for 73 yards for UConn, while Johnson added 39 yards on 18 carries, and Shirreffs had 31 yards on the ground. With the game tied at 3-3 after the teams traded first quarter field goals, Army took the lead back in the second quarter. After a taunting penalty gave the Black Knights first down at their 44, Bradshaw kept the ball, ran through the middle of the Husky defense, then cut right and outran the secondary for his touchdown. Newsome's touchdown run capped a 75-yard Husky drive. But for the second consecutive week, UConn had an extra point blocked, and trailed 10-9. On the final drive of the half, Thomas followed up a diving 33-yard catch, with a 26-yarder after a screen play to set up Puyol's 25-yard kick. Army's Andrew King had three sacks and 4 1/2 tackles for loss. UConn had not won back-to-back games since the end of the 2013 season in which it won three straight.

#### Team Statistics

	ARMY	UCONN
FIRST DOWNS	9	23
Rushing	6	11
Passing	1	10
Penalty	2	2
NET YARDS RUSHING	180	145
Rushing Attempts	33	46
Average Per Rush	5.5	3.2
Rushing Touchdowns	1	2
Yards Gained Rushing	191	184
Yards Lost Rushing	11	39
NET YARDS PASSING	85	270
Completions-Attempts-Int	3-8-1	19-25-0
Average Per Attempt	10.6	10.8
Average Per Completion	28.3	14.2
Passing Touchdowns	1	0
TOTAL OFFENSE YARDS	265	415
Total offense plays	41	71
Average Gain Per Play	6.5	5.8
Fumbles: Number-Lost	1-0	1-1
Penalties: Number-Yards	6-60	7-50
PUNTS-YARDS	4-174	3-121
Average Yards Per Punt	43.5	40.3
Net Yards Per Punt	43.5	40.3
Inside 20	1	3
50+ Yards	1	0
Touchbacks	0	0
Fair catch	3	3
KICKOFFS-YARDS	4-255	6-332
Average Yards Per Kickoff	63.8	55.3
Net Yards Per Kickoff	42.0	38.8
Touchbacks	3	1
Punt returns: Number-Yards-TD	0-0-0	0-0-0
Average Per Return	0.0	0.0
Kickoff returns: Number-Yds-TD	5-74-0	1-12-0
Average Per Return	14.8	12.0
Interceptions: Number-Yds-TD	0-0-0	1-0-0
Fumble Returns: Number-Yds-TD	0-0-0	0-0-0
Miscellaneous Yards	0	0
Possession Time	21:00	39:00
1st Quarter	6:57	8:03
2nd Quarter	4:11	10:49
3rd Quarter	5:29	9:31
4th Quarter	4:23	10:37
Third-Down Conversions	2 of 8	7 of 15
Fourth-Down Conversions	0 of 1	0 of 0
Red-Zone Scores-Chances	0-0	5-5
Touchdowns	0-0	2-5
Field goals	0-0	3-5
Sacks By: Number-Yards	3-16	0-0
PAT Kicks	2-2	1-2
Field Goals	1-1	3-3
Points off turnovers	3	0

#### UConn Individual Leaders

Rushing	No	Gain	Loss	Net	TD	Lg
Newsome	13	74	1	73	1	13
Johnson	18	50	11	39	1	10
Shirreffs	12	56	25	31	0	15

Passing	Com-Att-Int	Yds	TD	Lg
Shirreffs	19-25-0	270	0	34

Receiving	No	Yds	TD	Lg
Thomas	4	83	0	33
Beals	3	45	0	32
Bloom	3	42	0	23
Lucas	2	42	0	34

Punting	No	Yds	Avg	Lg	In20
Wain	3	121	40.3	50	3

#### Field Goal Attempts

Puyol	1Q	2:13	23 yds	Good
Puyol	2Q	0:42	25 yds	Good
Puyol	4Q	5:33	39 yds	Good

Defense	UT-AT-TT	TFL	Sk	Int
Adams	4-2-6			1
Joseph	3-2-5			
Stewart	3-1-4			
Melifonwu	3-1-4	1.0		
Vann	1-3-4			
Walsh	1-3-4	1.0		

#### Army Individual Leaders

Rushing	No	Gain	Loss	Net	TD	Lg
Bradshaw	16	134	5	129	1	56
Walker	4	24	0	24	0	10
Kemper	4	11	0	11	0	4

Passing	Com-Att-Int	Yds	TD	Lg
Schurr	2-5-1	80	1	71
Bradshaw	1-3-0	5	0	5

Receiving	No	Yds	TD	Lg
Walker	1	71	1	71
White	1	9	0	9
Giachinta	1	5	0	5

Punting	No	Yds	Avg	Lg	In20
Tardieu	4	174	43.5	56	1

#### Field Goal Attempts

Grochowski	1Q	8:18	41 yds	Good
------------	----	------	--------	------

Defense	UT-AT-TT	TFL	Sk	Int
England	7-6-13	2.0		
King	6-3-9	4.5	3.0	
Timpf	5-4-9			
Smith	1-7-8			1
Moss	4-3-7			

# Oct. 2 vs. BYU Game Notes



Game #3 • September 19, 2015



6



9

Memorial Stadium  
at Faurot Field • Columbia, Mo.

## UConn Starters

Offense		Defense	
WR 5	Thomas	DE 95	Adeyemi
WR 8	Lucas	DT 93	Fatukasi
LT 71	Levy	NG 90	Campenni
LG 62	Hopkins	CB 7	Green
C 72	Vechery	LB 2	Stewart
RG 60	Samra	LB 11	Joseph
RT 53	Knappe	LB 36	Walsh
QB 4	Shirreffs	CB 6	J. Williams
WR 18	Lemelle	S 22	Adams
WR 2	Beals	S 20	Melifonwu
TB 22	Newsome	CB 21	Summers

Mizzou (3-0)	2	0	7	0	-	9
UConn (2-1)	6	0	0	0	-	6

### First Quarter

MIZ - Green safety 7:44

UConn - Johnson 6 yd run (Puyol kick blocked) 4:14 (5-35, 2:38)

### Third Quarter

MIZ - Mauk 2 yd run (Baggett kick) 5:03 (15-68, 6:34)

**COLUMBIA, Mo.** -- The University of Connecticut football team came up just a few points short on Saturday from beating No. 22 Missouri. The Tigers hung on for a 9-6 lead over UConn before a crowd of 70,079 at Faurot Field at Memorial Stadium. The Huskies drop to 2-1 on the season while the Tigers improve to 3-0.

UConn was driving in the final moments of the game going for the victory. The Huskies faced a fourth-and-four with 45 seconds left and, in field goal formation, passed the ball which resulted the first career interception for safety Anthony Sherrills.

"Anthony made a great play," Missouri coach Gary Pinkel said. "He has been doing really well. He is an extraordinary athlete that has great speed and acceleration."

Sherrills said the Missouri defense sensed that a fake was a possibility. "We were anticipating it," Sherrills said. "We backed up off the line to get a good look at it. The tight end released, and I knew it was a fake."

Sherrills returned the interception 50 yards to the UConn 22 to seal the Tiger victory. He also had a fumble recovery in the second quarter.

"Credit to Missouri and their staff and their players for fighting hard for four quarters," UConn coach Bob Diaco said. "A game like that, it is one play. One play and it's in overtime. One play and it's a win."

UConn redshirt sophomore quarterback Bryant Shirreffs (Jefferson, Ga.) was 17 of 26 for 156 yards and ran 14 times for 29 yards. The Huskies were 1 of 3 on fourth-down plays, converting on a 13-yard run by redshirt junior Justin Wain (Wilmington, N.C.) off a fake punt. Missouri took a 2-0 lead in first-quarter on a safety after Clarence Greene blocked a punt that went out of the end zone.

UConn scored its only point on the day when sophomore Ron Johnson (Naples, Fla.) scored on a six-yard run with 4:14 left in the first quarter to make it 6-2 Huskies. The big play of that five-play-35 yard drive was a 29-yard pass from Shirreffs to junior Noel Thomas (Norwalk, Conn.) that put the ball at the Missouri six. The drive was set up by a nifty interception by redshirt junior cornerback Jhавon Williams (Delray Beach, Fla.).

The 6-2 Husky lead held up through halftime and into the third quarter, but Miz-zou scored a touchdown on a fourth and goal two-yard run by quarterback Maty Mauk that completed a 15 play-68 yard drive with 5:03 left in the third quarter. The Tigers converted three third down plays in that drive and the fourth down scoring play. Thomas had seven receptions for the Huskies for 86 yards while Shirreffs led UConn in rushing with 29 yards. Redshirt sophomore Junior Joseph (Sinking Springs, Pa.) led UConn in tackles with nine as ten different Husky player registered tackles for a loss.

Mauk completed 14 of 22 passes for 145 yards and an interception for the Tigers. Running back Ish Witter made his first career start for Missouri and carried the 17 times for 54 yards.

## UConn Individual Leaders

Rushing	No	Gain	Loss	Net	TD	Lg
Shirreffs	14	43	14	29	0	8
Johnson	14	39	16	23	1	14
Wain	1	13	0	13	0	13

Passing	Com-Att-Int	Yds	TD	Lg
Shirreffs	17-26-0	156	0	29
Boyle	0-2-1	0	0	0

Receiving	No	Yds	TD	Lg
Thomas	7	86	0	29
Lucas	3	24	0	11
Beals	3	15	0	9
Lemelle	1	17	0	17

Punting	No	Yds	Avg	Lg	In20
Wain	6	192	32.0	40	0

## Field Goal Attempts

Tarbutt	3Q	11:37	49yds	Miss
---------	----	-------	-------	------

Defense	UT-AT-TT	TFL	Sk	Int
Joseph	5-4-9	0.5		1
Summers	6-2-8			
Walsh	2-6-8	1.5		
Adams	3-3-6			
Stewart	1-4-5	0.5		
Melifonwu	3-1-4			
Carrezola	2-2-4	1.0		
Fatukasi	0-4-4	1.0	0.5	

## Army Individual Leaders

Rushing	No	Gain	Loss	Net	TD	Lg
Witter	17	64	10	54	0	13
Abbington	2	14	0	14	0	12
Mauk	9	20	7	13	1	9

Passing	Com-Att-Int	Yds	TD	Lg
Mauk	14-22-1	145	0	51
Lock	6-9-0	40	0	11

Receiving	No	Yds	TD	Lg
Moore	6	39	0	11
Witter	3	31	0	20
Culkin	3	22	0	11

Punting	No	Yds	Avg	Lg	In20
Fatony	6	235	39.2	51	2

## Field Goal Attempts

Baggett	2Q	9:58	40 yds	Miss
---------	----	------	--------	------

Defense	UT-AT-TT	TFL	Sk	Int
Brothers	6-4-10			
Dennis	5-0-5			
Penton	3-2-5			
Sherrills	3-0-3			1
Harris	3-0-3	2.0	1.0	
Simon	2-1-3			
Hatley	1-2-3			


## Team Statistics

	UConn	MIZ
FIRST DOWNS	11	16
Rushing	4	7
Passing	7	7
Penalty	0	2
NET YARDS RUSHING	77	85
Rushing Attempts	33	34
Average Per Rush	2.3	2.5
Rushing Touchdowns	1	1
Yards Gained Rushing	108	106
Yards Lost Rushing	31	21
NET YARDS PASSING	156	185
Completions-Attempts-Int	17-28-1	20-31-1
Average Per Attempt	5.6	6.0
Average Per Completion	9.2	9.2
Passing Touchdowns	0	0
TOTAL OFFENSE YARDS	233	270
Total offense plays	61	65
Average Gain Per Play	3.8	4.2
Fumbles: Number-Lost	3-1	2-1
Penalties: Number-Yards	8-85	3-30
PUNTS-YARDS	7-192	6-235
Average Yards Per Punt	27.4	39.2
Net Yards Per Punt	27.0	32.5
Inside 20	0	1
50+ Yards	0	1
Touchbacks	0	2
Fair catch	2	2
KICKOFFS-YARDS	3-183	2-130
Average Yards Per Kickoff	61.0	65.0
Net Yards Per Kickoff	46.3	40.0
Touchbacks	0	2
Punt returns: Number-Yards-TD	0-0-0	3-3-0
Average Per Return	0.0	1.0
Kickoff returns: Number-Yds-TD	0-0-0	3-44-0
Average Per Return	0.0	14.7
Interceptions: Number-Yds-TD	1-17-0	1-50-0
Fumble Returns: Number-Yds-TD	0-0-0	0-0-0
Miscellaneous Yards	0	0
Possession Time	30:18	29:42
1st Quarter	7:02	7:58
2nd Quarter	8:35	6:25
3rd Quarter	6:30	8:30
4th Quarter	8:11	6:49
Third-Down Conversions	2 of 13	5 of 15
Fourth-Down Conversions	1 of 3	1 of 3
Red-Zone Scores-Chances	1-1	1-2
Touchdowns	1-1	1-2
Field goals	0-1	0-2
Sacks By: Number-Yards	1-2	3-11
PAT Kicks	0-1	1-1
Field Goals	0-1	0-1
Points off turnovers	12	0



# Oct. 2 vs. BYU Game Notes

## Game #4 • September 26, 2015



# 18 N 28

### Pratt & Whitney Stadium at Rentschler Field • East Hartford, Conn.

#### UConn Starters

Offense		Defense	
WR 5	Thomas	DE 95	Adeyemi
FB 44	DeLorenzo	DT 92	M. Myers
LT 71	Levy	NG 90	Campenni
LG 62	Hopkins	DE 15	Carrezola
C 72	Vechery	LB 2	Stewart
RG 60	Samra	LB 11	Joseph
RT 53	Knappe	LB 36	Walsh
QB 4	Shirreffs	CB 6	J. Williams
TE 86	Bloom	S 22	Adams
TE 80	T. Myers	S 20	Melifonwu
TB 22	Newsome	CB 21	Summers

Navy (3-0)	7	14	0	7	-	28
UConn (2-1)	3	7	0	8	-	18

#### First Quarter

UConn - Puyol 38 yd field goal 11:09 (8-45, 3:51)  
 Navy - Reynolds 10 yd run (Grebe kick) 4:33 (12-62, 6:36)

#### Second Quarter

Navy - Tillman 19 yd pass from Reynolds (Grebe kick) 7:02 (10-85, 5:30)  
 UConn - Beals 39 yd pass from Shirreffs (Puyol kick) 3:29 (8-75, 3:33)  
 Navy - Reynolds 4 yd run (Grebe kick) 0:02 (14-77, 3:27)

#### Fourth Quarter

Navy - Reynolds 10 yd run (Grebe kick) 14:56 (10-69, 5:28)  
 UConn - T. Myers 6 yd pass from Shirreffs (Thomas pass from Shirreffs) 7:20 (10-68, 3:42)

**Total Participants (55):** 2, Beals, 3, Johnson, 4 Hadley, 7 Green, 8 Lucas, 10 Stapleton, 13 Diggs, 14 Boyle, 16 McAlister, 17 Puyol, 18, Lemelle, 19 Marder, 23 J. Lee, 26 Marriner, 27 Vitale, 28 Floyd, 29 Watkins, 34 Clax, 37 Claffin, 40 Tarbutt, 42 Wain, 46 Vann, 55 Hicks, 57 Ormsby, 66 Manco, 70 Bockeloh, 77 Rutherford, 78 Gifford, 85 McLean, 88 Mayala, 89 C. Lee, 93 Fatukasi, 99 Marinan

EAST HARTFORD, Conn. Navy quarterback Keenan Reynolds ran 28 times for 142 yards and three touchdowns and threw for another score as Navy beat the UConn football team by a 28-18 on Saturday before a crowd of 33,204 at Pratt & Whitney Stadium at Rentschler Field. UConn falls to 2-2 on the season and 0-1 in American Athletic Conference while Navy is 3-0 for the first time 2006 and 2-0.

Reynolds had touchdown runs of 10, 4 and 10 yards to give him 73 for his career, second in NCAA history behind former Wisconsin star Monte Ball, who ran for 77. The senior threw the ball just four times, but completed three of those, including a 19-yard touchdown to Jamir Tillman that gave Navy a 14-3 lead in the second quarter.

Navy had 343 yards of offense, 303 of them on the ground, but the Huskies held with them on that category with 325. Navy fullback Chris Swain ran 10 times for 58 yards.

UConn redshirt sophomore quarterback Bryant Sherriffs (Jefferson, Ga.) threw for 219 yards on a 19 of 32 performance with a pair of TD passes. Freshman wide receiver Tyraiq Beals (East Orange, N.J.) caught six passes for 63 yards and a score for the Huskies.

The Mids scored touchdowns on four of their first five possessions, but the Husky defense dug in and forced Navy to punt twice and be out on fourth down the rest of the game.

The Huskies went out to a 3-0 lead on a 38-yard field goal by redshirt junior Bobby Puyol (North Palm Beach, Fla), but Navy scored TDs on a 10-yard rush by Reynolds and a 19-yard pass from Reynolds to Jamir Tillman that made it 14-3 Navy with 7:02 to play in the first half.

Shirreffs hit Beals for a 39-yard TD pass with 3:29 left in the half that closed the gap to 14-10 Mids. Navy took advantage of the time left in the half to move the ball 77 yards on 14 plays as Reynolds scored on a four-yard run for a 21-10 halftime score. Reynolds capped a 10 play-69 yard drive four seconds into the fourth quarter on a 10-yard TD run that made it 28-10 Navy.

The Huskies made a late run at the game as redshirt sophomore tight end Tommy Myers (Coventry, Conn.) had a six-yard TD reception and Shirreffs hit junior wide receiver Noel Thomas (Norwalk, Conn.) for a two-point conversion to close to within ten.

UConn recovered the onside kick but could not gain a first down on four tries. The Huskies then held the Mids on their next two defensive possessions but could not take advantage on offense. Sophomore Arkeel Newsome (Ansonia, Conn.) got the start at tailback for the Huskies and had 14 carries on 69 yards. He also had five receptions for 51 yards while Thomas had five receptions for 78 yards.

#### UConn Individual Leaders

Rushing	No	Gain	Loss	Net	TD	Lg
Newsome	14	72	3	69	0	19
Shirreffs	16	46	24	22	0	8
Beals	1	15	0	15	0	15

Passing	Com	Att	Int	Yds	TD	Lg
Shirreffs	19	32	0	219	2	39

Receiving	No	Yds	TD	Lg
Beals	6	63	0	39
Thomas	5	78	0	26
Newsome	5	51	0	14
Bloom	1	11	0	11

Punting	No	Yds	Avg	Lg	In20
Wain	2	82	41.0	42	0

#### Field Goal Attempts

Puyol	1Q	11:09	38yds	Good
-------	----	-------	-------	------

Defense	UT	AT	TT	TFL	Sk	Int
Adams	9	8	17			
Melifonwu	8	4	12			
Walsh	2	6	8			
Stewart	3	3	6			
Joseph	2	3	5			
Adeyemi	2	2	4			
Ormsby	2	2	4			
M. Myers	2	2	4	1.0		
Carrezola	1	3	4			

#### Navy Individual Leaders

Rushing	No	Gain	Loss	Net	TD	Lg
Reynolds	28	146	4	142	3	17
Swain	10	58	0	58	0	19
Sanders	7	35	0	35	0	12

Passing	Com	Att	Int	Yds	TD	Lg
Reynolds	3	4	0	40	1	19

Receiving	No	Yds	TD	Lg
Tillman	1	19	1	19
Romine	1	11	0	11
Cass	1	10	0	10

Punting	No	Yds	Avg	Lg	In20
Jernigan	1	32	32.0	32	0
Barta	2	84	42.0	43	2

#### Field Goal Attempts

N/A

Defense	UT	AT	TT	TFL	Sk	Int
Thomas	3	7	10	2.0	1.0	
Adams	5	2	7			
Gonzales	5	1	6			
Barbour	3	3	6			
Mason	2	4	6			
Clements	4	1	5	1.0	0.5	
Anthony	2	3	3	0.5	0.5	

#### Team Statistics

	NAVY	UCONN
FIRST DOWNS	21	20
Rushing	17	8
Passing	3	10
Penalty	1	2
NET YARDS RUSHING	303	106
Rushing Attempts	61	31
Average Per Rush	5.0	3.4
Rushing Touchdowns	3	0
Yards Gained Rushing	309	133
Yards Lost Rushing	6	27
NET YARDS PASSING	40	219
Completions-Attempts-Int	3-5	19-32-0
Average Per Attempt	8.0	6.8
Average Per Completion	13.3	11.5
Passing Touchdowns	1	2
TOTAL OFFENSE YARDS	343	325
Total offense plays	66	63
Average Gain Per Play	5.2	5.2
Fumbles: Number-Lost	2-0	1-1
Penalties: Number-Yards	3-37	3-22
PUNTS-YARDS	3-116	2-82
Average Yards Per Punt	38.7	41.0
Net Yards Per Punt	38.7	43.5
Inside 20	2	0
50+ Yards	0	0
Touchbacks	0	0
Fair catch	1	1
KICKOFFS-YARDS	5-285	3-181
Average Yards Per Kickoff	57.0	60.3
Net Yards Per Kickoff	39.8	36.3
Touchbacks	1	1
Punt returns: Number-Yards-TD	1-5-0	0-0-0
Average Per Return	-5.0	0.0
Kickoff returns: Number-Yds-TD	2-47-0	4-61-0
Average Per Return	23.5	15.2
Interceptions: Number-Yds-TD	0-0-0	0-0-0
Fumble Returns: Number-Yds-TD	0-0-0	0-0-0
Miscellaneous Yards	0	0
Possession Time	32:44	27:16
1st Quarter	6:36	8:24
2nd Quarter	8:57	6:03
3rd Quarter	11:04	3:56
4th Quarter	6:07	8:53
Third-Down Conversions	8 of 12	4 of 12
Fourth-Down Conversions	0 of 1	1 of 5
Red-Zone Scores-Chances	4-5	1-2
Touchdowns	4-5	4-5
Field goals	0-5	0-2
Sacks By: Number-Yards	5-24	0-0
PAT Kicks	4-4	1-1
Field Goals	0-0	1-1
Points off turnovers	0	0