



CINCINNATI FOOTBALL

UC ATHLETICS COMMUNICATIONS: RICHARD E. LINDNER CENTER // 2751 O'VARSITY WAY SUITE 860 CINCINNATI, OHIO 45221-0021 // GOBEARCATS.COM

2016 SCHEDULE

DATE	OPPONENT	TIME (ET)	TV
Sept. 1	UT MARTIN	W, 28-7	ESPN3
Sept. 10	at Purdue	W, 38-20	BTN
Sept. 15	6/7 HOUSTON *	L, 40-16	ESPN
Sept. 24	MIAMI (OHIO)	W, 27-20	ESPNews
Oct. 1	USF *	L, 45-20	ESPNU
Oct. 8	at UConn *	L, 20-9	CBS SN
Oct. 22	EAST CAROLINA *	W, 31-19	CBS SN
Oct. 29	at Temple *	L, 34-13	CBS SN
Nov. 5	BYU	3:30 p.m.	CBS SN
Nov. 12	at UCF *	TBA	
Nov. 18	MEMPHIS *	8 p.m.	CBS SN
Nov. 25	at Tulsa *	TBA	

All times Eastern. Home games in **BOLD CAPS** and played at Nippert Stadium. * American Athletic Conference game.

TV: CBS SPORTS NETWORK

- » **Play-by-Play**.....Dave Ryan
- » **Analyst**.....Corey Chavous
- » **Sideline**.....Melanie Collins
- » Online: n/a
- » Mobile App: CBS Sports

RADIO: BEARCATS SPORTS NETWORK

- » **Play-by-Play**..... Dan Hoard
- » **Analyst**.....Jim Kelly Jr.
- » **Sideline Reporter**..... Tony Pike
- » **Engineer**.....Mo Egger
- » Local: 700 WLW AM
- » Satellite: Sirius 126, XM 204, Internet 964
- » Online: Tunein.com | GoBEARCATS.com
- » Mobile Apps: iHeartRadio | TuneIn
- » Streamed live on the Cincinnati Bearcats Gameday App

LIVE STATS: CINCINNATI.STATBROADCAST.COM

TWITTER: #BEARCATS

- » **Official Accounts**.....@GoBearcats | @GoBearcatsFB

MOBILE APP: CINCINNATI GAMEDAY

Improved for the 2016 season, the Cincinnati Gameday app for iPhone, iPad and Android devices offers fans a wide variety of information on the Bearcats — home and away. The free app is available in the App Store and Google Play.

CINCINNATI SPORTS COMMUNICATIONS

RYAN KOSLEN Assoc. AD/Football Contact
 Phone (O/C):..... 513-556-5186/513-497-3132
 Email:..... Ryan.Koslen@uc.edu
 Twitter..... @Koz_UC

Web:..... GoBEARCATS.com
 Nippert Stadium Press Box:..... 513-556-1010

// GAME 9: CINCINNATI (4-4) vs. BYU (4-4)

NOV. 5, 2016 • 3:30 P.M. (ET) • CINCINNATI, OHIO • NIPPERT STADIUM (40,000) • CBS SPORTS NETWORK • 700 WLW AM



CINCINNATI BEARCATS
 Head Coach: Tommy Tuberville
 Record at UC: 29-18 (4th Year)
 Overall: 159-95 (21st Year)

GAME INFORMATION
 Facility: Nippert Stadium
 Capacity: 40,000
 Surface: UBU Speed Series 6-M

BYU COUGARS
 Head Coach: Kalani Sitake
 Record at BYU: 4-4 (1st Year)
 Overall: 4-4 (1st Year)



TV..... CBS Sports Network
Radio..... 700 WLW AM | Sirius 126, XM 204, Internet 964
Twitter..... @GoBearcats | @GoBearcatsFB
Series Record.....BYU leads 1-0
At Cincinnati..... First Meeting
Last Meeting.....BYU W, 38-24 (10/16/15 in Provo)

// INSIDE THE MATCHUP ...

FOOTBALL CLOSES OUT NON-CONFERENCE PLAY WITH BYU SATURDAY

- » The University of Cincinnati football team puts a 30-game non-conference Nippert Stadium winning streak on the line Saturday as they step out of league play to welcome the BYU Cougars to the Queen City. The Bearcats are coming off a disappointing 34-13 loss at Temple which saw the Bearcats offense go dormant in the second half, tallying 11 yards and zero first downs in the final 30 minutes. BYU will come in well rested, having last played on Oct. 20, a 28-27 loss at Boise State.

THE SERIES

- » Saturday marks the second meeting in the all-time series. BYU holds a 1-0 lead after a 38-24 win in Provo, Utah on Oct. 16, 2105. UC led 24-17 entering the fourth quarter, but 21 Cougars points sealed the comeback win at Lavell Edwards Stadium.

THE COACHES

- » **TOMMY TUBERVILLE**, a 20-year head coaching veteran, is in his fourth year at Cincinnati. Widely regarded as one of the top coaches and recruiters in the collegiate game, Tuberville holds a 159-95 career record with head coaching stops at Texas Tech, Auburn and Ole Miss. He is 29-18 at UC and has led the Bearcats to a 2014 American Athletic Conference Championship and berths in the Belk Bowl (2013), Military Bowl (2014) and Hawai'i Bowl (2015).
- » **KALANI SITAKE** is 4-4 in his first season at BYU. Sitake, a former Cougars running back and defensive GA, returned to his alma mater in December 2015 after spending the campaign as the assistant head coach and defensive coordinator at Oregon State. He spent 10 years on the defensive staff at Utah and also coached at Southern Utah and Eastern Arizona.

// STREAKS, STORYLINES, SIDEBARS ...

- » The University of Cincinnati football team plays its 129th season in 2016. The program dates to 1885 and is one of the 10 oldest in major college football.
- » UC has won a league title in five of the last nine seasons and played in a bowl game for a school-record fifth straight year and the ninth time in 10 years.
- » The Bearcats' 94 wins over the last 10 years are the most among current American Athletic Conference teams.
- » UC's .693 winning percentage since 2007 ranks among the Top-20 teams in the NCAA FBS with the Bearcats winning at least nine games seven times in the last 10 years.
- » The Bearcats returned to Nippert Stadium in 2015 after a 20 month, \$86-million renovation and drew 222,578 fans in the first year back at Nippert Stadium, a single-season record average of 37,096.
- » The Oct. 24, 2015 attendance of 40,124 was the largest in Nippert Stadium history. The previous stadium record was 40,101 set on Oct. 1 against Miami (Fla.).
- » UC has won 30 straight home non-conference games at Nippert Stadium, dating back to a 30-24 win over Temple in three overtimes on Sept. 20, 2003.
- » HC Tommy Tuberville is No. 51 on the all-time major CFB coaches win list, with 159 victories and one of eight active FBS coaches with 150 or more career wins. Bill Yeoman is No. 50 with 160 wins according to Sports-Reference.com.
- » Tuberville enters his fourth season at the helm of the Bearcats program with 29 wins, a 2014 American Athletic Conference title and three straight bowl appearances.
- » UC raised over \$15,000 for the UC Cancer Institute's Comprehensive Breast Cancer Center & UC Athletics' Women's Excellence Fund at its 11th Annual Football 101 event in July.
- » UC won the American Athletic Conference Team Academic Excellence Award for football in 2015.
- » UC features new coordinators on both sides of the ball with Zac Taylor calling the offense and Jeff Koonz and Robert Prunty calling the defense.
- » OL Ryan Leahy won the 2015 American Athletic Conference Football Scholar-Athlete of the Year award.
- » Center Deyshawn Bond (Rimington), running back Mike Boone (Maxwell), tight end DJ Dowdy (Mackey), defensive back Zach Edwards (Thorpe), kicker Andrew Gantz (Groza), quarterback Gunner Kiel (Maxwell) and linebacker Eric Wilson (Butkus) were named to national preseason watch lists this summer.
- » UC's defense has forced 19 turnovers (14 INT, 5 FR) and 19 sacks after forcing only 14 turnovers (9 INT, 5 FR) and totaling 13 sacks for the entire 2015 season.
- » LB Eric Wilson leads the AAC and ranks sixth in the NCAA FBS averaging 11.0 tackles per game.
- » WR Nate Cole is seventh in the AAC, averaging 5.4 receptions per game. Cole has 43 catches for 424 yards passing his career receptions number (38) entering 2016.
- » Four UC players, Alex Thomas (4), Tyrell Gilbert (3), Mike Tyson (3) and Linden Stephens (2) all have multiple interceptions on the season.



MEDIA SCHEDULE • WEEK 8

MONDAY	31	TUESDAY	1	WEDNESDAY	2	THURSDAY	3	FRIDAY	4	SATURDAY	5	SUNDAY	6
American Teleconference 12 p.m. - Tuberville on call		Press Conference 11:30-1 p.m. (Goin Team Room) 11:30 - Lunch 11:45 - Players 12:00 - Tuberville 2:45-5 p.m. - Practice Players available after		No Availability		Radio Show 8 p.m. - Original Montgomery Inn.		No Availability		Gameday UC vs. BYU (Nippert) 3:30 p.m. ET • CBS SN Postgame Coach Tuberville is available in the press conference room. Players will follow Tuberville.		No Availability	

SPORTS COMMUNICATIONS

The University of Cincinnati Sports Communications Office is ready to assist you in every way possible to make the experience of covering UC Athletics productive and rewarding. For this reason, we have developed policies and procedures which will require cooperation on the part of the media. Not complying with these policies will result in the refusal of credentials/access.

Richard E. Lindner Center • Suite 860
2751 O'Varsity Way • Cincinnati, OH 45221-0021

SID Phone 513-556-5191
Fax 513-556-0619
Press Box Phone 513-556-1010
Website (University) GoBEARCATS.com
Twitter @GoBEARCATS | @GoBearsFB
Facebook Facebook.com/GoBears
..... Facebook.com/GoBearsFootball

COMMUNICATIONS

Ryan Koslen Associate AD/Football Contact
513-497-3132 Ryan.Koslen@uc.edu
Drew Weber Assistant Director/Credentials
513-556-0667 Andrew.Weber@uc.edu

Andre Foushee Assistant AD
513-556-5182 Andre.Foushee@uc.edu
Katie Botsis Director
513-556-5191 Katie.Botsis@uc.edu
Alex Ryan Associate Director
513-556-0618 Alex.Ryan@uc.edu
Alex Lange Assistant Director
513-556-5145 Alex.Lange@uc.edu
Megan Coffey Video Contact
513-556-5004 Megan.Coffey@uc.edu

MEDIA CREDENTIALS

Requests for official working media credentials should be directed to the UC Sports Communications Office.

SCOUTING PASSES

Professional scouts may obtain credentials through UC's Sports Communications Office. Scouts will be issued seating in the press box on a space-available basis.

GOING GREEN

Starting with the 2010 season, the University of Cincinnati will no longer print media guides Complete information, including

a record book/media supplement will be made available on the football page at www.GoBEARCATS.com.

ON THE WEB

Information on the University of Cincinnati football team is available at www.GoBEARCATS.com. To receive the UC updates via email, please send a request to Ryan Koslen (ryan.koslen@uc.edu). Information on the American Athletic Conference and all member institutions is available through the league's web site at www.TheAmerican.org.

WEEKLY MEDIA LUNCHEON

UC holds a weekly media luncheon each Tuesday in the second floor Bob Goin Team Room of Richard E. Lindner Center. Lunch is served at 11:30 a.m., selected players are available for one-on-one interviews from 11:45-noon, and head coach Tommy Tuberville takes the podium at noon.

POSTGAME INTERVIEWS

The UC locker room will remain closed following all football games. Media should request players through UC Sports Communications personnel for the media room during the fourth quarter. Media will be allowed to enter the field (for home games) late in the fourth quarter but will not be allowed to conduct interviews with UC football players on the field (home or away). Only the originating television and radio networks will be allowed to conduct interviews on the field.

There will be a 10-15 minute cooling off period between the end of the game and start of the postgame interview sessions. Coach Tuberville will address the media in the designated interview area following home games. Players will be brought into the interview area as soon as possible.

Postgame availability on the road will be determined on gameday. Please see football contact Ryan Koslen for details.

AMERICAN ATHLETIC TELECONFERENCE

The American Athletic Conference will coordinate a weekly teleconference of the league's 12 head football coaches, beginning Monday, Aug. 31, and continuing each Monday through the 2015 season Each coach will be available for 10 minutes. Media members who wish to access the teleconference should contact Chuck Sullivan at the American Athletic Conference for the phone number. The call begins at 11 a.m. ET (10 a.m. CT), with the Coach Tuberville appearing from 12-12:10 p.m. ET. For those who are not able to participate during the live teleconference, an archive of the call will be available on the American Athletic Conference website at www.TheAmerican.org.

2016 QUICK FACTS

GENERAL INFORMATION

Location: Cincinnati, OH 45221
Founded: 1819
Enrollment: 44,096
Conference: American Athletic
Nickname: Bearcats
Colors: Red (PMS 186) & Black
Home Field: Nippert Stadium
Surface/Capacity: UBU Speed Series M6-M/40,000
Interim President: Beverly Davenport, PhD
Director of Athletics: Mike Bohn
Faculty Representative: David M. Szymanski, PhD

HISTORY

First Year of Football: 1885
All-Time Record: 598-574-51
All-Time Bowl Record: 8-9
Last Bowl: 2015 Hawai'i
Last Bowl Opponent: San Diego State (L, 42-7)

2016 TEAM INFORMATION

Basic Offense: Multiple
Basic Defense: Multiple
Letterwinners Returning/Lost: 41/17
O | D | ST: 16/9 | 23/7 | 2/1
Starters Returning/Lost: 14/11
O | D | ST: 4/7 | 8/3 | 2/1

2015 INFORMATION

Overall Record: 7-6
Home/Road/Neutral: 5-1/2-4/0-1
American Record/Finish: 4-4/t-3rd AAC East
Final Ranking: n/a (AP) | n/a (USA Today)

COACHING STAFF

Head Coach Tommy Tuberville
Alma Mater Southern Arkansas '76
Record at UC/Years 29-18/Fourth
Career Record/Years 159-95/20
Football Office Phone (513) 556-4110
Twitter @TTuberville
Best time to reach coach Contact SID
Assoc. Head Coach/Co-Defensive Coordinator/DE Robert Prunty
Co-Defensive Coordinator/LB Jeff Koonz
Offensive Coordinator/QB Zac Taylor
Special Teams Coordinator/RB Ty Linder
Asst. Coaches Mike Gillhamer (DB), JB Grimes (OL)
Nick Grimes (TE), Kenny Ingram (DT), Blake Rolan (WR)
Defensive GAs Justin Jackson, Will Richard
Offensive GAs Austen Bujnoch, Jesse Smith
QC Assts. Luke Goodwin (Def.), Tucker Tuberville (Off.)



collegepressbox.com is the official media website for Division I football. Access and download weekly game notes, quotes, statistics, media guides, headshots, logos and more for each conference and its member schools. Apply for access at www.collegepressbox.com/password.



2016 UNIVERSITY OF CINCINNATI FOOTBALL

// THE LAST TIME THEY MET

GAME 6 | OCT. 16, 2015 | PROVO, UTAH



CINCINNATI	38
BYU	24

Score By Quarters	1	2	3	4	Score
Cincinnati	10	7	7	0	24
BYU	0	10	7	21	38

SCORING PLAYS

1st	11:48	CIN	Gantz 29 yd field goal 10-63 3:12, CIN 3 - BYU 0
	04:54	CIN	Dowdy 1 yd pass from Green (Gantz kick) 15-92 5:41, CIN 10 - BYU 0
2nd	13:29	BYU	Samson 29 yd field goal 5-43 1:23, CIN 10 - BYU 3
	06:50	CIN	Boone 5 yd run (Gantz kick) 7-20 3:12, CIN 17 - BYU 3
	04:30	BYU	Brown 5 yd run (Samson kick) 5-76 2:13, CIN 17 - BYU 10
3rd	09:31	BYU	Kurtz 19 yd pass from Mangum (Samson kick) 12-78 5:22, CIN 17 - BYU 17
	03:28	CIN	Green 2 yd run (Gantz kick) 8-64 3:10, CIN 24 - BYU 17
4th	10:24	BYU	Brown 2 yd run (Samson kick) 6-61 2:26, CIN 24 - BYU 24
	08:14	BYU	Kurtz 53 yd pass from Mangum (Samson kick) 1-53 0:09, CIN 24 - BYU 31
	04:35	BYU	Bernard 11 yd run (Samson kick) 4-32 2:01, CIN 24 - BYU 38

	UC	BYU
FIRST DOWNS	21	22
RUSHES-YARDS (NET)	46-121	29-197
PASSING YDS (NET)	220	252
Passes Att-Comp-Int	31-16-0	32-19-1
TOTAL OFFENSE PLAYS-YARDS	77-341	61-449
Fumble Returns-Yards	0-0	0-0
Punt Returns-Yards	1-0	2-47
Kickoff Returns-Yards	3-71	3-66
Interception Returns-Yards	1-0	0-0
Punts (Number-Avg)	7-45.4	5-47.4
Fumbles-Lost	3-0	0-0
Penalties-Yards	9-65	10-74
Possession Time	33:42	26:18
Third-Down Conversions	7 of 17	2 of 11
Fourth-Down Conversions	1 of 1	1 of 1
Red-Zone Scores-Chances	4-4	5-5
Sacks By: Number-Yards	0-0	8-30

RUSHING: Cincinnati-BOONE, Mike 9-53; GREEN, Tion 9-30; WILLIAMS, Hosey 8-29; MOORE, Hayden 20-9; BYU-BROWN, Algernon 20-88; BERNARD, Francis 4-60; BURT, Riley 2-48; CARTER, Nate 2-5; DYE, Trey 1-minus 4.

PASSING: Cincinnati-MOORE, Hayden 15-30-0-219; GREEN, Tion 1-1-0-1. BYU-MANGUM, Tanner 19-32-1-252.

RECEIVING: Cincinnati-WASHINGTON, Shaq 5-103; MORRISON, Max 4-31; BOONE, Mike 3-25; CHISUM, Alex 2-45; COLE, Nate 1-15; DOWDY, DJ 1-1. BYU-KURTZ, Nick 6-119; MATHEWS, Mitch 3-54; BLACKMON, Devon 3-32; PEARSON, Colby 2-21; BERNARD, Francis 2-7; HOUK, Terenn 1-10; BROWN, Algernon 1-5; JUERGENS, Mitch 1-4.

// SERIES BUSINESS - BYU

Series Record.....	BYU leads 1-0
At Cincinnati.....	—
At BYU.....	BYU leads 1-0
At Neutral Sites.....	—
Most UC points.....	24 (BYU 34-28, 2015)
Most BYU points.....	38 (BYU 34-28, 2015)
Combined points.....	62 (BYU 34-28, 2015)
Biggest UC win.....	—
Biggest BYU win.....	14 (BYU 34-28, 2015)
Current streak.....	BYU - 1

Game-by-Game Breakdown

Year	Site	Score	Winner
2015	Provo	38-24	BYU

// CONNECTIONS

- » BYU OC Ty Detmer squared off against Tommy Tuberville when the Bearcats HC was a defensive coach at the University of Miami in both 1988 and 1990. The teams split the series, with each squad defending their home turf.
- » BYU DL Logan Taelle is from Columbus, Ohio.
- » UC QB Gunner Kiel and BYU DB Chris Badger were on the 2012 Notre Dame squad together.

// LAST TIME THEY MET

- » UC was cruising after the first quarter, leading 10-0 and holding a 205-19 advantage in total yards. RB Tion Green found TE DJ Dowdy on a 1-yard jump pass for a score on fourth down in the first quarter.
- » The Bearcats defense held BYU to 19 total yards (9 rushing/10 passing) in the first quarter. Seventeen of BYU's 19 yards were on two of the eight plays their offense ran in the opening 15 minutes.
- » UC led 17-3 midway through the second quarter, but only led 17-10, at the break despite a significant statistical advantage.
- » Entering the fourth quarter, UC had held BYU to 106 yards rushing and 184 yards passing (290 yards total) but gave up 159 yards of offense (91 yards rushing, 68 yards passing) and 21 points. UC tallied -8 yards on the ground and

- one yard passing along with giving up three sacks.
- » QB Hayden Moore was sacked eight times as he made his second career start.
- » Following the game, HC Tommy Tuberville summed up the fourth quarter by saying: "They just whipped us."

// THESE GUYS CAN SLING IT

- » The UC-BYU matchup will feature a pair of experience QBs with over 6,000 yards passing apiece in the Bearcats' Gunner Kiel and Cougars' Taysom Hill.
- » Kiel ranks 19th and Hill 22nd among active NCAA FBS signal callers in terms of passing yardage.
- » Both seniors have dealt with some injuries with Kiel holding a career edge in passing categories and Hill having an advantage in rushing categories.

QB	C-A-I	YDS	TD	PCT.	RTG.	R	YDS	TD
Hill	544-942-27	6,213	40	.577	121.4	490	2,584	29
Kiel	480-784-24	6,545	56	.612	148.8	100	181	3

// TALE OF TWO HALVES IN PHILLY

- » UC trailed by four heading into halftime at Temple, 17-14. The Bearcats had 175 yards of total offense, a pair of TD scores, forced a turnover and held Temple's running game under 100 yards.
- » Then it all went south.
- » UC failed to convert a first down in the second half, tallied 11 yards of total offense, the defense was on the field for over 24 minutes, Temple rushed it for 176 yards and averaged nearly six yards per play.
- » It all added up to a 34-13 UC loss.
- » UC is being outscored 81-6 in the second half of its four conference losses this season.

// LETS' JUST GET THIS OUT OF THE WAY

- » UC was limited to a season-low 186 yards of total offense in its 34-13 loss to Temple.
- » It is the lowest offensive output for a Bearcats team since a 146-yard performance at Rutgers on Nov. 26, 2005.
- » It snaps a span of 137 games of registering 200 or more yards of offense.

// STATISTICAL COMPARISON

CINCINNATI (4-4)					
Team Statistics	UC	OPP			
Points/Game	22.8	25.6			
First Downs	163	190			
Rushing/Game	122.6	179.4			
Passing/Game	263.5	256.9			
Total Offense/Game	386.1	436.2			
Fumbles-Lost	11-6	12-5			
Pen./Yds per Game	39/49.2	43/49.0			
Time of Possession	26:35	33:25			

INDIVIDUAL LEADERS					
RUSHING	Att	Net	Avg	TD	YPG
Green	102	477	4.7	2	59.6
Boone	103	366	3.6	2	45.8

PASSING	C-A-I	Pct.	TD	YPG
Moore	90-159-4	.566	7	275.0

RECEIVING	Rec	Yds	Avg	TD	YPG
Cole	43	424	9.9	4	53.0
Gray	39	563	14.4	3	70.4

DEFENSE	U-A-TT	TFL	Int.	PBU
E. Wilson	45-43-88	6.0	0	2
Kinard	27-34-61	6.0	0	2

BYU (4-4)					
Team Statistics	BYU	OPP			
Points/Game	28.0	25.5			
First Downs	177	174			
Rushing/Game	192.6	130.9			
Passing/Game	202.0	292.1			
Total Offense/Game	394.6	423.0			
Fumbles-Lost	8-3	16-7			
Pen./Yds per Game	54/61.8	49/55.0			
Time of Possession	31:14	28:46			

INDIVIDUAL LEADERS					
RUSHING	Att	Net	Avg	TD	YPG
Williams	165	942	5.7	10	117.8
Hill	93	372	4.0	5	46.5

PASSING	C-A-I	Pct.	TD	YPG
Hill	157-268-7	.586	9	200.9

RECEIVING	Rec	Yds	Avg	TD	YPG
Kurtz	30	310	10.3	1	38.8
Pearson	26	252	9.7	2	31.5

DEFENSE	U-A-TT	TFL	Int.	PBU
Pau'u	29-31-60	7.0	1	0
Warner	34-24-58	5.5	2	4

2016 NCAA TEAM RANKINGS		
Category	UC	BYU
Total Offense	86	t-78
Rushing Offense	115	46
Passing Offense	36	93
Team Passing Efficiency	87	114
Scoring Offense	107	t-76
Total Defense	92	82
Rushing Defense	77	31
Passing Yards Allowed	94	119
Team Passing Effic. Def.	54	111
Scoring Defense	50	48
Turnover Margin	t-36	3
3rd Down Conversion Pct	t-47	28
4th Down Conversion Pct	t-62	t-62
3rd Down Conversion Pct Def.	119	85
4th Down Conversion Pct Def.	120	t-48
Red Zone Offense	t-36	2
Red Zone Defense	12	t-25
Net Punting	82	30
Punt Returns	99	t-43
Kickoff Returns	76	84
First Downs Offense	84	57
First Downs Defense	103	t-74
Fewest Penalties Per Game	t-21	81
Time of Possession	110	41

2016 UNIVERSITY OF CINCINNATI FOOTBALL

// AMERICAN ATHLETIC CONFERENCE STANDINGS

EAST SCHOOL	AMERICAN				OVERALL				H	A	N	STREAK
	W-L	PCT	PF	PA	W-L	PCT	PF	PA				
USF	4-1	.800	207	160	7-2	.778	391	272	5-1	2-1	0-0	Won 1
Temple	4-1	.800	178	122	6-3	.667	304	204	5-1	1-2	0-0	Won 3
UCF	2-2	.500	120	102	4-4	.500	249	197	1-2	3-2	0-0	Lost 1
East Carolina	1-3	.250	111	119	3-5	.375	228	230	3-1	0-4	0-0	Won 1
Cincinnati	1-4	.200	89	158	4-4	.500	182	205	3-2	1-2	0-0	Lost 1
UConn	1-5	.167	104	186	3-6	.333	165	248	3-2	0-4	0-0	Lost 3

WEST SCHOOL	AMERICAN				OVERALL				H	A	N	STREAK
	W-L	PCT	PF	PA	W-L	PCT	PF	PA				
Navy	4-1	.800	182	158	5-2	.714	248	202	4-0	1-2	0-0	Lost 1
Tulsa	3-1	.750	183	135	6-2	.750	337	255	4-0	2-2	0-0	Won 2
Houston	4-2	.667	207	169	7-2	.778	346	195	4-0	2-2	1-0	Won 1
Memphis	2-2	.500	116	142	5-3	.625	299	217	4-1	1-2	0-0	Lost 2
SMU	2-2	.500	133	135	4-4	.500	212	243	2-1	2-3	0-0	Won 2
Tulane	0-4	.000	86	130	3-5	.375	227	221	2-3	1-2	0-0	Lost 3

// GRAY STREET

- » WR Devin Gray had a strong first half at Temple, grabbing four passes and scoring a pair of TDs.
- » The junior hauled in a 4-yard TD pass to put UC on the board and had a 10-yard snag in the second quarter to notch his first career two TD game.
- » He has 39 catches for 563 yards and three TDs.

// THE KIDS ARE GROWING UP

- » Redshirt freshman DE Caleb Ashworth and true freshman LB Perry Young made their first career starts at Temple and both had career games.
- » Young, starting because Antonio Kinard was sitting out the first half due to a targeting penalty in the ECU game, racked up a career best eight tackles in the opening 30 minutes and finished with 12 stops, including one TFL.
- » Ashworth had a pair of tackles, a TFL and a QB sack.

// SCOOPING

- » DB Tyrell Gilbert recovered a Temple fumble just before the half, giving UC its 19th forced turnover of the season and fifth fumble recovered. UC forced only 14 turnovers in 2015.
- » It was the first career fumble recovery for Gilbert.

// SACK ATTACK

- » UC sacked Temple QB Phillip Walker three times. Cortez Broughton had a pair and Caleb Ashworth had the first of his career.
- » UC has 17 sacks on the year after only recording 13 during the 2015 season.

// HE'S SHIFTY

- » Mike Boone had a season- and career-long 60-yard kickoff return in the first quarter at Temple, setting the Bearcats up inside the Owls 30.
- » It was UC's longest kickoff return since Ralph David Abernathy IV had a 90-yard runback for a TD in the 2011 Auto-Zone Liberty Bowl.

// BEND BUT DON'T BREAK

- » UC is among the top-12 teams in the NCAA FBS in red zone defense, surrendering scores on 18 of 26 opportunities (.692).
- » When opponents get into the red zone, UC has forced them into settling for a field goal eight times.
- » In 2015, UC ranked 80th in red zone defense, with opponents scoring at an 86-percent clip inside the 20.

// LEAHY RETURNS

- » OL Ryan Leahy returned to the rotation at Temple after missing the ECU game with an undisclosed medical issue.
- » A 21-game starter, Leahy has become a stalwart at guard, earning Second-Team All-American Athletic Conference honors a year ago.
- » He has helped the Bearcats to a bowl game in each of his four seasons on campus and was a member of the 2014 AAC Championship squad.
- » A standout in the classroom as well, Leahy was recognized as the 2015 AAC Football Scholar-Athlete of the Year.
- » He earned his degree in operations management in 2016 while posting a 3.62 undergraduate GPA.

COMPARING THE OFFENSE - NON-CONFERENCE PLAY (FROM THE PDJ FILES)

- » In four non-conference games in 2015, UC showed offensive balance with 866 yards rushing and 1,102 yards passing, an average of 492.0 yards per game, its best per-game average over the last nine seasons of non-league play.

YEAR	G	PTS/GM	RUSH	PASS	TOTAL	YDS/GAME	YDS/PLAY	FUM	INT	TO
2007	5	46.4	965	1,300	2,265	453.0	6.3	3	4	7
2008	6	31.7	894	1,491	2,385	397.5	5.9	7	5	12
2009	5	42.4	545	1,552	2,097	419.4	6.7	1	2	3
2010	5	29.4	893	1,189	2,082	416.4	6.2	7	1	8
2011	5	45.0	1,104	1,096	2,200	440.0	6.3	3	3	6
2012	5	34.8	1,095	1,246	2,341	468.2	6.6	5	5	10
2013	4	34.8	891	1,028	1,919	479.8	6.4	4	5	9
2014	4	37.8	384	1,414	1,798	449.5	6.4	0	5	5
2015	4	36.8	866	1,102	1,968	492.0	6.0	4	3	7
2016	3	31.0	587	786	1,373	457.7	5.9	3	3	6

// GLANCING AT THE RECORD

	2016	STREAK	SINCE 2007
Overall	4-3	W1	86-38
Home	3-2	W1	48-13
Road/Neut.	1-1	L1	38-25
American	1-3	W1	47-23
American Home	1-2	W1	24-12
American Road	0-1	L1	23-11

// A LOOK AROUND THE AMERICAN ATHLETIC CONFERENCE

Friday, November 4

Temple at UConn * 7 p.m., ESPN2

Saturday, November 5

Navy vs. Notre Dame 11:30 a.m., CBS
 Brigham Young at Cincinnati 3:30 p.m., CBSSN
 Memphis at SMU * 4 p.m., ESPNNews
 Tulane at UCF * 5 p.m., ESPN3
 East Carolina at Tulsa * 8 p.m., ESPNNews

Saturday, November 12

Tulsa at Navy * Noon, CBSSN
 Cincinnati at UCF *
 SMU at East Carolina *
 USF at Memphis *
 Tulane at Houston *

Thursday, November 17

Louisville at Houston 8 p.m., ESPN

Friday, November 18

Memphis at Cincinnati * 8 p.m., CBSSN

Saturday, November 19

Tulsa at UCF *
 UConn at Boston College
 Navy at East Carolina *
 USF at SMU *
 Temple at Tulane *

Friday, November 25

Cincinnati at Tulsa *
 Houston at Memphis *

Saturday, November 26

UCF at USF *
 Tulane at UConn *
 East Carolina at Temple *
 Navy at SMU *

// BEARCATS IN THE PROS

NATIONAL FOOTBALL LEAGUE

- » Blake Annen, Buffalo (IR)
- » Connor Barwin, Philadelphia
- » Tyreek Burwell, San Diego
- » Brent Celek, Philadelphia
- » Trent Cole, Indianapolis
- » Parker Ehinger, Kansas City
- » Johnny Holton, Oakland
- » Kevin Huber, Cincinnati
- » John Hughes, Tampa Bay
- » Jason Kelce, Philadelphia
- » Travis Kelce, Kansas City
- » Jeff Linkenbach, Jacksonville (IR)
- » Ricardo Mathews, Pittsburgh
- » Chris Moore, Baltimore
- » Justin Murray, Denver (PS)
- » Mike Windt, San Diego
- » George Winn, Detroit (PS)
- » Derek Wolfe, Denver

CANADIAN FOOTBALL LEAGUE

- » Zach Collaros, Hamilton
- » Vidal Hazelton, Toronto
- » Nick Temple, Winnipeg

// BEARCATS POTPOURRI

// HIGH TECH EQUIPMENT

- » Cincinnati is one of a handful of teams to wear the Russell Athletic CarbonTek shoulder pad system. The pads are a collaboration between Russell Athletic and Boeing that uses excess carbon fiber from 787s.

// PROTECT THIS HOUSE

- » UC announced a long-term partnership with Under Armour, naming the global performance brand as the its official outfitter starting July 1, 2015.
- » As part of the multi-year agreement, Under Armour will exclusively design and supply the footwear, apparel and equipment for training and gameday uniforms for each of UC's 19 men's and women's varsity athletic teams beginning in the 2015-16 season.

// TAKE ME TO HIGHER GROUND

- » For the past 18 years, the UC football has called the Higher Ground Conference and Retreat Center in West Harrison, Ind., its preseason training home.
- » The 280-acre facility is located about 30 miles from campus and has served as the Bearcats training camp location since the lead up to the 1999 season.
- » Among many amenities, Higher Ground features a pair of 100-yard FieldTurf practice fields, ample living and meeting spaces and no distractions from football.

// A NEW OPTION ON PUNT RETURNS?

- » Devin Gray had a 15-yard punt return in the third quarter, the first of his career and the longest UC punt return of 2016.

// YOU GIVETH, WE TAKETH

- » UC forced a fumble at Temple to up its season takeaways total to 19 (5 FR, 14 INT), tied for fourth in the NCAA FBS.
- » The Bearcats forced only 14 turnovers (5 FR, 9 INT) during the entire 2015 season.
- » UC's 14 interceptions rank tied for fourth among FBS squads after the Bearcats totaled only 17 picks over the 2014 and 2015 campaigns.
- » UC sits tied for 36th in turnover margin after checking in at 124 out of 128 FBS teams in 2015.

// SUNSHINE VS. DARK CLOUDS

- » Through eight games, UC is 4-4, with a 1-4 mark in the AAC.
- » The biggest differences have been scoring and the rushing attack. UC averages 16.5 less ppg, 130.8 fewer rushing yards and averaging 2.4 fewer yards per carry in losses.
- » UC is +7 on the turnover margin in wins and -3 in losses.
- » UC trails by over 13 minutes in time of possession in losses.
- » UC has scored at least 27 points in each of its four wins and has been held to 20 points or fewer in its four losses.

CATEGORY	WINS	LOSSES
Points Per Game	31.0	14.5
Rushing Yards Per Game	188.0	57.2
Yard Per Rush	4.6	2.2
Passing Yards Per Game	283.5	243.5
Yard Per Catch	12.9	10.9
Total Yards Per Game	471.5	300.8
Yards Per Play	6.1	4.5
Takeaways (INT/FMB)	13 (10/3)	6 (4/2)
Turnovers (INT/FMB)	6 (3/3)	9 (7/2)
3rd Down Conversions Off.	32-65 (.490)	19-55 (.350)
3rd Down Conversions Def.	29-61 (.480)	33-69 (.480)
Red Zone Scores (TD/FG)	15-17 (.12/3)	9-10 (.6/3)
Time of Possession Differential	-00:20	-13:20

// HE'S BACK

- » QB Gunner Kiel made his first start of 2016 against East Carolina and first since Nov. 28, 2015 also against the Pirates.
- » In total, Kiel threw for 348 yards on a 23-of-40 passing effort, four TDs and no turnovers. It was Kiel's 10th 300-yard passing game and ninth with three or more passing TDs.
- » In three games against ECU, Kiel is 82-of-131 for 1,054 yards, nine TDs and four interceptions.

// NEW WRINKLE

- » UC started the East Carolina game with both Mike Boone and Tion Green in the backfield, giving Boone his first career start.
- » Boone had struggled to find running room in 2016, averaging just 3.2 yards per carry, well below his career average of 6.8 ypc entering 2016. Against the Pirates, Boone rushed 14 times for 88 yards, averaging 6.3 yards per tote.

- » His backfield partner Tion Green had an equally strong game, rushing 15 times for 71 yards.

// BREAKING OUT

- » WR Kahlil Lewis set career highs against East Carolina with 11 catches for 150 yards and three TDs.
- » He is UC's first receiver with three receiving TDs in a game since Chris Moore had three at Ohio State on Sept. 27, 2014.
- » Lewis was the first UC WR to tally 150 or more yards in a game since Moore and Max Morrison had 153- and 162-yards receiving, respectively, at Memphis in 2015.

// CENTER OF ATTENTION

- » C Deyshawn Bond made his 41st start in the middle of the Bearcats offensive line at Temple.
- » A four-year starter, Bond was thrust into the starting lineup the first week of training camp during his redshirt freshman year due to an injury to fifth-year senior Dan Sprague.
- » Bond was a Second-Team All-American Athletic Conference honoree in 2015 and his experience has been needed as UC has broken in two new tackles this season in Corey Cunningham and Ryan Stout.
- » With Ryan Leahy day-to-day with an undisclosed medical issue, Will Steur made his second career start against ECU.
- » If the Bearcats continue with the combination of Cunningham, LG Idarius Ray, Bond, Steur and Stout, Bond will hold the lead with 41 career starts while the other four in the group have a combined 34 starts.







// LONG ROAD BACK

- » Tshumbi Johnson, whose name is African for 'strong warrior', has certainly battled to get on the field at Cincinnati.
- » Johnson, a converted high school QB, never played receiver prior to arriving in the Queen City but his athleticism had the UC coaches salivating.
- » The Immokalee, Florida native has missed significant time due to injuries at UC, tearing his rotator cuff in one season and the patellar tendon in his knee the next year. He finally saw action in 2015, catching four passes for 64 yards.
- » After strong showing in the spring game, five receptions for 88 yards, Johnson looked like he had finally locked down a starting spot, but a broken toe in UC's first practice of training camp has limited him to two games in 2016.
- » Johnson is from an athletic family. His brother D'Ernest is a running back at USF and was the team's offensive co-MVP last year. Additionally his cousin is former Pro Bowl running back Edgerrin James.
- » He has worked his way back into the 2-deep and could be a key contributor for UC in the second half of the season.

// DROPPING DIMES

- » P Sam Geraci pinned three of his six punts inside the 10-yard line and four punts inside the 15 against ECU.
- » On the season, the junior has 14 kicks placed inside the 20-yard line.

COACHES ON GAMEDAY

SIDELINE									PRESS BOX		
	TOMMY TUBERVILLE Head Coach	ROBERT PRUNTY Associate HC, IC, DC, DE	MIKE GILLHAMER Defensive Backs	JB GRIMES Offensive Line	NICK GRIMES Tight Ends/H-Backs	KENNY INGRAM Defensive Tackles	TY LINDER Special Teams/Rushing Backs	BLAKE ROLAN Wide Receivers		ZAC TAYLOR Offensive Coord./QBs	JEFF KOONTZ Co-Defensive Coordinator/LBs

// PIRATES POTPOURRI

- » UC's 348 passing yards and 513 yards of total offense against East Carolina are both season highs.
- » UC's 93-yard touchdown drive in the second quarter, capped by a Kiel to Lewis 18-yard connection, was the longest drive of the season in yardage.
- » UC's 10 points scored in the third quarter was the most points scored in the third quarter this year. Previous was eight against UT Martin on Sept. 1.
- » UC had three players with 10 or more tackles on the night, led by LB Eric Wilson's 16. S Zach Edwards had 13 and LB Antonio Kinard had 11.

// SECOND-HALF LAUNDRY

- » The first penalty of the win over East Carolina came at the 14:14 mark of the third quarter on a holding penalty by UC.
- » In total there were 13 penalties on both teams, all called in the second half of the game for 116 yards.

// GANTZ ON THE SHELF

- » K Andrew Gantz will miss the remainder of the season due to a torn muscle in his hip.
- » Gantz was limited to two games this season, making both field goals he attempted as well as going 6-for-6 on PATs.
- » He is only the second placekicker in school history to tally a pair of 100-plus point scoring seasons and the first to do it in consecutive seasons (2014 & 15).
- » Gantz totaled a school-record 112 points by kicking a year ago and 100 points in 2014. Former Groza Award winner Jonathan Ruffin tallied 104 points in 2000 and 101 points in 2002.

// THE YOUNGER MOUHON

- » DE Kevin Mouhon is coming into his own as a pass rusher in his sophomore campaign.
- » Mouhon is tied for eighth in the American Athletic Conference with his 9.0 TFLs, averaging 1.12 per game.
- » He has also added 30 tackles, the top mark among UC's defensive ends.
- » Nick Temple's 13.5 stops behind the line of scrimmage in 2013 is the high-water mark of the Tommy Tuberville era.

// E WILSON LEADS THE PACK

- » LB Eric Wilson had a game-high 16 tackles against East Carolina, the fifth time this season he has led the team in stops and hit for double-digit tackles.
- » Wilson, who leads the American and ranks sixth nationally with his 11.0 tackles per game average, has nine career double-digit tackle games.

// SELF-INFLICTED WOUNDS

- » UC has racked up 13 turnovers over the past six games with nine interceptions and a four fumbles.
- » Nine have happened in the second half and all but four have occurred in minus territory on UC's side of the field.
- » UC has at least one takeaway in seven of eight games in 2016.

// STARTING FIELD POSITION KEY VS. USF

- » UC's average field position vs. USF was its own 23 yard line.
- » The Bearcats started three drives inside their own 10-yard line and 11 of their 14 drives inside their own 30-yard line.
- » UC turned the ball over four times with all four turnovers occurring on the Cincinnati side of the field.

// KICK THIS

- » UC's kicking game has been up and down this year due to K Andrew Gantz missing time with a leg injury.
- » Gantz, who was injured in camp, is out for the year with walk-on Josh Pasley handling the duties in his absence.
- » Redshirt freshman Ryan Jones is handling the kickoff duties.

// JENKINSON OUT FOR SEASON

- » LB Bryce Jenkinson had season-ending knee surgery on Sept. 27, 2016 and will miss the rest of the season.
- » Jenkinson had started 11 consecutive games at middle line-backer before his injury at Purdue.
- » He has 67 career stops in 15 games played.

// COMEBACK TRAIL

- » UC snapped a 14-game losing streak when trailing entering the fourth quarter against Miami (Ohio).
- » UC trailed 20-17 entering the final period and earned its first comeback win since Oct. 22, 2011 at USF.
- » That day, UC was down 27-17 entering the last 15 minutes and needed three TDs from QB Zach Collaros, including a 2-yard run with 12 seconds remaining to win 37-34.

// FILLING IN NICELY

- » S Malik Clements led UC vs. Miami with a career-high eight stops.
- » Clements was a late addition to the starting lineup after S Carter Jacobs was unable to play due to a leg injury.

// A.T. MIXING IT UP

- » CB Alex Thomas made his first start of the season against Houston and picked off his second pass of the year.
- » He has remained in the lineup, adding his third pick of 2016 at UConn and a team-leading fourth against East Carolina.

// CHUNK PLAYS

- » Entering his junior season, RB Mike Boone sat atop the UC career charts with a 6.8 yards per rush average.
- » The last time a UC rusher averaged over 6.5 yards for his career was Roger Stephens (6.65/1946-48).
- » Boone has 20 career rushing TDs and five 100-yard games.

// DING DONG ... 11 TIMES

- » Sept. 24 marked the 121st Battle for the Victory Bell in the second oldest rivalry in the NCAA FBS. Miami (Ohio) holds a 59-55-7 series lead, but UC has won 11-straight games.

// NOTING QB'S FIRST STARTS AT UC

- » For the 11th time since 2007 and the third time against Miami (Ohio), UC had a QB make his first career start with Ross Trail getting the nod against the RedHawks.
- » Trail was 25 of 38 for 276 yards with 19 yards on the ground

and a rushing TD.

- » Below a listing of how the signal callers have fared during their first time staring under center.

DATE	QB	OPP.	C-A-I	YDS.	TD
01/06/07	Nick Davila	W. Michigan	19-35-2	214	2
08/30/07	Ben Mauk	SEMO	18-27-1	244	1
09/15/07	Dustin Grutza	at Miami (OH)	25-35-0	290	2
09/20/08	Tony Pike	Miami (OH)	20-24-0	241	3
10/03/08	Chazz Anderson	at Marshall	16-26-1	158	2
10/24/09	Zach Collaros	Louisville	15-17-0	253	3
11/19/11	Munchie Legaux	at Rutgers	12-31-1	158	0
11/10/12	Brendon Kay	at Temple	13-21-0	244	2
09/12/14	Gunner Kiel	Toledo	25-37-0	418	6
10/01/15	Hayden Moore	Miami (Fla.)	22-33-1	279	2
09/24/16	Ross Trail	Miami (OH)	25-38-2	276	0

// THIRD DOWN SUCCESS

- » Cincinnati converted 13 of 21 third-down attempts (61.9 percent) against the Boilermakers, including all nine attempts in the second quarter.
- » UC sits at 42 percent (51 of 120) on third down in 2016.
- » The Bearcats 5/10 (50%) on fourth down attempts in 2016 with a pair of TDs scored.

// RUNNING GAME CAN'T GET GOING

- » The Bearcats offense had some fits this season, tallying 54 yards rushing against Houston and only mustering two total rushing yards at UConn.
- » That marked UC's lowest rushing output since tallying -4 yards rushing on 22 carries at Ohio State on Sept. 16, 2006.
- » UC's 78-game streak of rushing for 65 or more yards was snapped against Houston.

// WELCOME TO THE PARTY

- » WR Devin Gray has been a welcome addition to the WR corps, with 29 catches for 442 yards and a TD, along with a 15.2 yards per catch average.
- » He caught four passes for a team-best 97 yards and his first career TD on a 61-yard pass from Moore vs. Houston, UC's longest touchdown pass of the season and the team's longest reception and pass completion of the year.
- » Gray had an impactful UC debut against UT Martin, hauling in five balls for 111 yards, including a 47-yard strike from QB Hayden Moore, UC's longest pass play of the night.
- » He is the first wideout in UC's 129-year history to have 100 yards receiving in his first Bearcats contest.

// FLYING AROUND LIKE BATMAN

- » WR Nate Cole ranks tied for seventh in the AAC, averaging 5.4 receptions per game.
- » Cole has 43 catches for 424 yards and four TDs after entering 2016 with 38 career receptions and three TDs.
- » He tied or set a career high with 6, 6 and nine receptions in three of UC's first four games in 2016.
- » He set a career mark with a pair of TD grabs at Purdue.
- » Cole wears a shirt featuring the Batman logo under his pads on gameday.

// BY THE NUMBERS

30

- » UC has won 30 straight home non-conference games at Nippert Stadium, dating back to a 30-24 win over Temple in three overtimes on Sept. 20, 2003.

78

- » K Andrew Gantz recently had a streak of 78 straight PATs, the second best in school history. The 82 straight PATs by Kevin Lovell from 2004-06 is the top mark in the UC record book.

6

- » Number of senior wide receivers the Bearcats graduated in 2015. Of the six, two wideouts, Johnny Holton (Oakland) and Chris Moore (Baltimore) are on NFL rosters.

// FUTURE SCHEDULES

2017	2018
» Aug. 31 - AUSTIN PEAY	» Sept. 1 - @ UCLA
» Sept. 9 - @ Michigan	» Sept. 8 - MIAMI (OHIO)
» Sept. 16 - @ Miami (Ohio)	» Sept. 22 - OHIO
» Sept. 30 - MARSHALL	

// POLLING DATA

Associated Press Top-25

Rk.	Team	Rec	Pts
1	Alabama (60)	8-0	1524
2	Michigan (1)	8-0	1435
3	Clemson	8-0	1401
4	Washington	8-0	1369
5	Louisville	7-1	1262
6	Ohio State	7-1	1207
7	Texas A&M	7-1	1150
8	Wisconsin	6-2	1122
9	Nebraska	7-1	951
10	Florida	6-1	929
11	Auburn	6-2	927
12	Oklahoma	6-2	835
13	Baylor	6-1	693
14	West Virginia	6-1	620
15	LSU	5-2	586
16	Utah	7-2	506
17	Western Michigan	8-0	481
18	North Carolina	6-2	423
19	Florida State	5-3	409
20	Penn State	6-2	390
21	Colorado	6-2	375
22	Oklahoma State	6-2	355
23	Virginia Tech	6-2	345
24	Boise State	7-1	203
25	Washington State	6-2	139

Amway Coaches Top-25

Rk.	Team	Rec	Pts
1	Alabama (63)	8-0	1599
2	Michigan	8-0	1492
3	Clemson (1)	8-0	1488
4	Washington	8-0	1434
5	Louisville	7-1	1322
6	Ohio State	7-1	1269
7	Texas A&M	7-1	1207
8	Wisconsin	6-2	1147
9	Florida	6-1	1039
10	Nebraska	7-1	963
11	Oklahoma	6-2	907
12	Auburn	6-2	896
13	Baylor	6-1	810
14	LSU	5-2	652
15	West Virginia	6-1	642
16	Utah	7-2	523
17	North Carolina	6-2	500
18	Western Michigan	8-0	448
19	Florida State	5-3	432
20	Colorado	6-2	394
21	Virginia Tech	6-2	335
22	Oklahoma State	6-2	298
23	Penn State	6-2	296
24	Boise State	7-1	266
25	Washington State	6-2	146

// TWO HUNDRED A KEY NUMBER FOR BEARCATS

- » HC Tommy Tuberville has overseen the most prolific offense in school history over the past three seasons, but running the ball well is still one of UC's offensive philosophies.
- » When the Bearcats run it, especially for 200 or more yards, good things happen.
- » UC is 1-0 in 2016, was 5-0 in 2015, 13-0 under Tuberville and 35-1 since 2007 when rushing for 200 or more yards.

// BROUGHTON A FORCE IN THE MIDDLE

- » DT Cortez Broughton earned the Defensive Newcomer of the Year honor in 2015 after starting 11 games and playing in all but one with a total of 28 tackles (1.5 for a loss).
- » He grabbed his first career interception against Miami and 13 tackles in 2016.

// TUNING IN

- » Cincinnati's Sept. 15 matchup with Houston was a popular one on the television.
- » The rating (1.4) and viewership (2,159,000) were the second highest ever for an American Athletic Conference game ON ESPN, and the highest ever AAC or non-conference game on a Thursday night.
- » The Bearcats' rating in the Cincinnati market (7.70) was its second highest regular season rating on ESPN since the league was formed.
- » There were 40,015 fans and 7,318 students the third-largest crowd in Nippert history and a stadium record for student attendance, respectively.

// WHAT'S IN A NAME?

- » WR Avery Peterson has changed his name to Avery Johnson.

// COUGARS AN ACHILLES HEEL

- » For three quarters, it appeared as if UC was on the verge of one of the biggest upsets in school history.
- » The Bearcats led No. 6/7 Houston, 16-12, a few seconds into the fourth quarter, but it fell apart.
- » Aided by three interceptions, the Cougars ripped off 28 points in eight minutes and blew past UC, 40-16, turning a once-promising upset bid into a sobering blowout.
- » UC dropped to 0-20 all-time against Top-6 ranked teams.
- » The Bearcats had three interceptions and Houston converted all three into TDs.
- » In its last two games against the Cougars, UC has been its own worst enemy, turning the ball over six times along with two safeties, a blocked punt, a fumble into the end zone, a botched onside kick and three INTs returned for a TD.

// AN X-WING STRIKE

- » Star Wars buff Carter Jacobs forced his first fumble of the season and the second of his career against Houston.
- » Jacobs hurled himself at UH's Isaiah Johnson near the sideline, knocked the ball loose, which stayed in bounds.
- » The ball was returned 53 yards by CB Grant Coleman, setting up Andrew Gantz's field goal right before halftime.

// BREAKING A LONG STREAK

- » With the 38-20 win at Purdue, UC registered its first road win against a current Big Ten opponent in 59 years. The last road win against the conference came on Nov. 9, 1957 when the Bearcats shutout Indiana, 21-0, in Bloomington, Ind.

// DEFENSE ON THE ATTACK

- » The Bearcats snagged five interceptions against Purdue, including three by #5 S Mike Tyson, converting those

turnovers into 21 points.

- » It was the most interceptions in a single game for the Bearcats since the 2007 Oregon State game (six INTs).
- » The UC record for INTs is seven against Kansas State (1951).

// GREAT 8

- » QB Hayden Moore accounted for five touchdowns for the Bearcats at Purdue finishing 19 of 32 passing for 250 yards and three touchdowns through the air.
- » He also ran the ball eight times for 58 yards and two rushing touchdowns, including a 23-yard fourth-down scamper late in the game.

// JET SWEEPING AROUND

- » WR Khalil Lewis set up Cincinnati's first touchdown of the day with a 79-yard run to the Purdue 6-yard line midway through the first quarter.
- » It marked the Bearcats' longest play from scrimmage this season and the longest since Hosey Williams ran for 84-yards against UConn (Oct. 24, 2015).

// IRON MIKE'S TKO

- » S Mike Tyson registered three interceptions against Purdue, tying an American Athletic Conference single-game record.
- » He thwarted Purdue's first drive of the game, intercepting Boilermaker QB David Blough at the UC 15-yard line.
- » Tyson's second pick came in the Bearcats' end zone with 1:30 left in the second quarter. He completed the trio with his third interception with 4:56 left in the game. The interceptions were Tyson's first of the season.
- » It was the seventh time in UC history a player had three or more INTs in a game first since DeAngelo Smith had three against Southern Miss in the 2007 PapaJohns.com Bowl.

// PICK THIS

- » S Tyrell Gilbert had a career-best nine tackles and a pass break up as the defense held UT Martin scoreless for the final 52:38 of the season opener.
- » Gilbert also notched his first career score, returning an interception 58 yards for a TD, UC's first pick six since 2013.

// HIGH RANKING

- » Since 2007, UC has been one of the winningest teams in the NCAA FBS, taking .688 percent of its games and ranking in the top-20 in this category.

TEAM	RECORD	WIN %
Alabama	113-18	86.3%
Ohio State	107-20	84.2%
Boise State	107-20	84.2%
Oregon	101-27	78.9%
Oklahoma	99-29	77.3%
LSU	95-30	76.0%
TCU	93-31	75.0%
Florida State	96-33	74.4%
Clemson	96-33	74.4%
Wisconsin	92-36	71.9%
Oklahoma State	89-36	71.2%
USC	89-37	70.6%
Florida	88-37	70.4%
Georgia	89-38	70.1%
Stanford	88-38	69.8%
Michigan State	89-39	69.5%
Utah	86-38	69.3%
BYU	86-39	68.8%
Cincinnati	86-39	68.8%

// WHAT'S IN A NAME? PART 2

- » DL Lyndon Johnson, a native of West Point, Miss., joins the Bearcats 2015 class from Holmes CC in Mississippi.
- » His full name? Lyndon Baines Johnson Jr.
- » Johnson shares a name with the 36th President of the United States of America.

// FROM HOCKEY SKATES TO FOOTBALL CLEATS

- » OL Morgan James does not have the traditional background of a college football player.
- » He did not play in high school and spent time after graduation playing hockey in the Southern Professional Hockey League. The big man was an enforcer on ice.
- » His first exposure to playing football occurred when he joined the Bearcats during training camp in the fall of 2015.

// ACADEMIC EXCELLENCE

- » UC won the American Athletic Conference Team Academic Excellence Award for football in 2015.
- » The winners were chosen based on the highest GPA of all student-athletes on a roster at the conclusion of the last championship in the respective sport. UC won four awards.
- » The football team led the conference with a 2.939 grade-point average for the year, while also reaching a bowl game for the ninth time in the last decade. During the fall semester, 31 players made the Dean's List, followed by another 29 in the spring semester. The team also produced a total of 68 honor roll selections (34 fall, 34 spring),

// TURF MONSTERS

- » Entering 2016, Nippert Stadium has a new tenant, FC Cincinnati, who are sharing the home turf with the Bearcats.
- » The USL soccer squad played its first season in 2016. To comply with USL rules regarding no football lines on the field and to give the Bearcats the home advantage of having their marks on the field, a compromise emerged.
- » FCC matches are played on a green artificial surface free of any logos or marks. Following their games, a 36-hour process begins where six strips of turf in each end zone are replaced with branded 'Superpaw' end zones, which feature a black and red design with Cincinnati on one end and Bearcats on the other.
- » Soccer lines are scrubbed off with a special machine and solution and the center field CPAW, football lines, hashmarks, numbers and conference logos are chalked/painted on. The process is reversed when FCC plays following a UC football event.

// WALK-ON PARTY

- » Chad Banschbach (RB), Brayden Beard (WR), Franklin Brusciannelli (LB), Deionte Buckley (RB), Garrett Campbell (OL), Grant Coleman (CB), Andrew Gantz (K), Sam Geraci (P), Jon Vincent (LS), David Niehaus (OL), Will Steur (OL) and Eric Wilson (LB) are all expected to be regular contributors in the lineup and former or current walk-ons.

// ROPE THIS

- » One of the more unique biographical notes from media guide comes from LB Jaylyn Minor, who hails from Texas.
- » Minor is involved in the rodeo, taking part in calf roping and steer wrestling.

// THE JUCO GUYS

- » OL Kendall Calhoun, WR Devin Gray and CB Davin Pierce are all former junior college players brought in this offseason.
- » All should play key roles in 2016 and keep with Tuberville's

tradition of filling out the final spots in his signing class with immediate impact players from the JC ranks.

- » DT Hakeem Allonce, DT Lyndon Johnson, LB Antonio Kinard, LB Jaylyn Minor, K Josh Pasley, OL Idarius Ray and DT Sione Tongamoa all started their careers at junior colleges.

// THE FRENCH CANADIAN CONNECTION

- » TE Bruno Labelle, a native of Quebec, Canada, had a dream of playing NCAA FBS football since he was young.
- » Discovered by the Bearcats during a summer prospect camp on campus, Labelle earned a scholarship offer and enrolled at UC in January 2016, going through spring ball.
- » The freshman refers to football as his third language as he's fluent in both English and his native French.
- » He is not eligible to play this season and will redshirt.

// LATE TRANSFERS

- » WR Rashad Medaris and OL Grant Schmidt were added to the roster at the start of training camp.
- » Both are transfers and will sit out 2016, from Western Illinois (Medaris) and Ohio State (Schmidt), respectively.
- » Medaris is the brother of former UC standout WR Anthony McClung and was a Class 6A All-State Selection out of Pike HS in 2014. Medaris had 88 receptions for 1,218 yards and 12 TDs during his two year HS career.
- » Schmidt, likely the first Bearcats player to hail from South Dakota, was rated as the No. 1 offensive lineman in his state and No. 26 tackle nationally by Scout.com in 2014.

// UC FAMILY TIES

- » This year's roster includes six Bearcats who followed in family footsteps to play for UC.

Brother Played at Cincinnati

Kevin Mouhon - Silverberry (DE, 2011-15)
Rashad Medaris - Anthony McClung (WR, 2010-13)
Brayden Beard - Bryce (DB, 2016-)
Bryce Beard - Brayden (WR, 2015-)

Father Played at Cincinnati

Doug Bates - Doug (LB, 1989)
Franklin Brusciannelli - Jack (LB, 1988-89)

// NFL FAMILY TIES

- » Cincinnati boasts two players on the roster who had immediate family members play in the NFL.

UC Players w/NFL Ties

Avery Johnson - Brother Patrick Peterson, Arizona (2011-pres.)
Linden Stephens - Father Mac, Minn., NY Jets (1990-91)

// DOUBLE DUTY

- » UC radio voice Dan Hoard has added duties as the play-by-play man for the NFL's Cincinnati Bengals.
- » He joins Bill Hillgrove (Pittsburgh Panthers & Steelers) and Gene Deckerhoff (Florida State/Tampa Bay Buccaneers) as the only broadcasters in the country to handle radio play-by-play duties for both an NCAA FBS and NFL team.
- » Michigan's Jim Brandstatter is the color analyst on both Wolverines and Detroit Lions broadcasts while ESPN's Dave Pasch (Arizona Cardinals) and Bob Wischusen (NY Jets) are NFL play-by-play voices.

// A QUICK LOOK BACK AT 2015**The 2015 University of Cincinnati Offense ...**

- » Has set 18 school records with one game remaining.
- » Totaled 400 or more yards 11 times.
- » Totaled 500 or more yards eight times.
- » Totaled 600 or more yards five times.
- » Totaled 700 or more yards twice.
- » Scored 25 or more points 10 times.
- » Scored 30 or more points eight times.
- » Scored 40 or more points four times.
- » Scored 50 or more points twice.

Set Single-Game Team Records For:

- » Passing Attempts: 64 at Memphis
- » Completions: 38 at Memphis
- » Passing Yards: 620 at Memphis
- » TD Passes: 6 vs. UCF (tied)
- » Offensive Plays: 100 at Memphis
- » Total Offense: 752 at Memphis
- » First Downs: 38 at Memphis

Set Single-Game Individual Records For:

- » Passing Yards: 557 by Hayden Moore at Memphis

Set Single-Season Team Records For:

- » Passing Attempts: 515
- » Passes Completed: 322
- » Passing Yards: 4,477
- » Total Offense: 6,711
- » First Downs: 433

Set Single-Season Individual Records For:

- » Receptions: Shaq Washington, 88

Set Individual Career Records For:

- » Yards Per Rush: Mike Boone, 6.9
- » Receptions: Shaq Washington, 238
- » Receiving TDs: Chris Moore, 26
- » Points Scored - Kicking: Andrew Gantz, 111

// TRENDING UP OFFENSIVELY

- » The UC offense has been record setting over the past three years with the three best total offense outputs in school history. Below is a three-year ranking of NCAA and total offense numbers.

NCAA RANKINGS	2013	2014	2015
Total Offense	23	27	5
Rushing Offense	66	72	48
Passing Offense	18	13	4
Team Passing Efficiency	25	25	31
Scoring Offense	47	29	25

BY THE NUMBERS

Year	G	PPG	Rush	Pass	Plays	Total	Y/Gm	Y/Ply
2013	13	32.1	2,190	3,947	985	6,137	472.1	6.2
2014	13	34.0	2,035	3,947	945	5,982	460.2	6.3
2015	13	33.8	2,313	4,679	1,059	6,992	537.8	6.6
TOTAL			12,573	2,989	19,111			
3-YR AVG		34.0	2,153	4,191	996	6,370	490.0	6.4

// NIPPERT STADIUM

- » The reopening of Nippert Stadium coincided with the 100th anniversary of the 1915 original construction of the facility. Construction was completed in 1924.
- » UC has used the Nippert site as a playing field since 1901, making it the second-oldest playing site in the nation for college football behind Penn's Franklin Field (1895).
- » Among NCAA FBS schools, Nippert is the third-oldest stadium still in use, behind Bobby Dodd Stadium (Georgia Tech - 1913), Davis Wade Stadium (Mississippi State - 1914) and ahead of Ole Miss' Vaught-Hemingway Stadium (1915) and Wisconsin's Camp Randall Stadium (1917).
- » USA Today named Nippert as the best home-field venue in the former BIG EAST Conference and ESPN's Scott Van Pelt cited Nippert as a "one of the gems of college football".

// STREAKING AT HOME IN NON-LEAGUE PLAY

- » UC has won 30 straight home non-conference games at Nippert Stadium, dating back to a 30-24 win over Temple in three overtimes on Sept. 20, 2003.

// 2015 PRODUCES RECORDS

- » UC has set four stadium attendance records in 2015, including the all-time mark of 40,140 fans against UConn on Oct. 24, 2015. Entering 2015, the top mark of 36,007 was set in the 2013 opener against Purdue, a sellout. Following its renovation, Nippert's new sellout capacity is 40,000.

// WHAT'S IN A NAME?

- » During the season-ending clash with rival Miami (Ohio) in 1923, Jimmy Nippert sustained a spike wound injury and died a month later from blood poisoning. His grandfather, James N. Gamble of Procter and Gamble, provided the funds needed to complete the horseshoe-shaped structure, and the James Gamble Nippert Memorial Stadium was dedicated on Nov. 8, 1924.
- » The stadium's founder was Arch Carson, who as captain and principal organizer played a significant role in starting football on the UC campus in 1885. In 1901 as physical director of the university, Carson guided the construction of the field which was later named for him -- the playing surface is still called Carson Field.

// SELLOUTS AT NIPPERT STADIUM

- » Nippert Stadium has enjoyed a total of 26 sellouts in its lengthy history, including four of six home games in 2009.
- » Eleven of the Top 12 pre-renovation crowds, including the former stadium record of 36,007 against Purdue (2013), occurred between 2007-13.
- » Since 2007, UC has set four attendance records and over 1-million fans have come through Nippert Stadium.

// TOP-10 CROWDS IN NIPPERT HISTORY

ATT	DATE	OPPONENT	RESULT
40,140	10/24/15	UConn	W, 37-13*
40,101	10/1/15	Miami (Fla.)	W, 34-23*
40,015	9/15/16	Houston	L, 40-16*
39,095	9/5/15	Alabama A&M	W, 52-10
38,112	9/24/16	Miami (Ohio)	W, 27-20
38,112	9/12/15	Temple	L, 34-26
36,007	8/31/13	Purdue	W, 42-7*
35,106	11/27/09	Illinois	W, 49-36*
35,105	11/13/09	West Virginia	W, 24-21*
35,100	11/07/09	Connecticut	W, 47-45*

*--Sellouts



Carson Field at Nippert Stadium has been the venerable home of the University of Cincinnati football team since 1901 and provides the Bearcats with one of the best home-field environments in college football.

The third-oldest NCAA FBS stadium enters a new era in 2015 following the completion of a 20-month, \$86-million, privately funded renovation and expansion project. The reopening of Nippert Stadium coincides with the 100th anniversary of the 1915 original construction of the facility.

Through numerous renovations, the structure situated in the middle of the Clifton campus has retained its early-century brickwork, wrought iron gates, and trim giving Nippert a comfortable old-time stadium charm and appeal, while remaining a classic showplace for college football.

// #NIPPERT2015 - THE NIPPERT STADIUM RENOVATION & EXPANSION PROJECT

- » Both east and west concourses were completely renovated and widened and fans will find new concession stands and restrooms throughout the stadium, including ADA accessible seating and facilities. Concession stands feature the usual stadium staples along with offerings from premium local vendors. Nearly 75 permanent point-of-sale concession locations are available on gamedays.
- » East side patrons with seats in Herschede-Shank Pavilion will notice the skywalks connecting O'Varsity Way to the upper deck, allowing them to bypass the main concourse and have a quick and easy route to and from their seats. Electronic ribbon boards will be installed on the face of the press box and Herschede-Shank Pavilion. These feature statistics, graphics, out-of-town scores and more.
- » All the seating benches are covered by red and silver Perma-Cap vinyl bleacher covers by Hussey Seating. The covering gives the bleachers a different look and includes a CPAW painted in the south endzone student section.
- » The most striking changes however, sits five stories above the west concourse. At 105,000 square feet and 130 yards long, the five-story West Pavilion rises out of the stadium concourse in glass and angles which contain a host of new premium seating along with state-of-the-art press facilities.
- » The curvature of the facility matches that of Herschede-Shank Pavilion on the east side of the stadium and contains four levels; a press and operations level, suite level, scholarship club level, and patio suites mezzanine level.
- » UC went from having nearly no premium seating options to the addition of 1,100 scholarship club seats and 53 indoor and outdoor suites of varying sizes. A skywalk connects Tangeman University Center to the West Pavilion with premium area customers able to access the facility on gameday from the other side of campus.
- » In addition, three new lighting poles were installed along with new lights on existing poles and on the roof facing of the press box. The stadium lighting averages 165 footcandles, a vast improvement over the previous number.
- » The 2015 project was the latest in a series of enhancements that began in 1916 when construction began on a permanent brick-and-concrete stadium structure, which was completed, section-by-section, as funds were raised.
- » In 1936, the playing field was lowered 12 feet to allow spectator seating to increase to 24,000.
- » The Reed Shank Pavilion was added in 1954 to bring the capacity to 28,000. In 1991, the capacity was upped to 35,000 through extending the upper deck, now called the Herschede-Shank Pavilion.
- » In 2005, a permanent grandstand added new and improved seating and gameday locker rooms in the North endzone along with a new videoboard, doubling the previous display.
- » Artificial turf was first installed in 1970 and in 2000, the stadium became one of the first in the U.S. to utilize FieldTurf, a grass-like synthetic surface.
- » Prior to the 2013 season, UBU Sports' Speed Series S5-M synthetic turf system was installed as the playing surface at Nippert. The stadium's field orientation was shifted slightly north and west to even out the sideline areas and add a run-off area around the south endzone.
- » The stadium served as home for the Cincinnati Bengals, in 1968 and 1969, while their original permanent home at Riverfront Stadium was being constructed. It is currently the home field for FC Cincinnati, a professional soccer team in the United Soccer League.
- » Nippert has also served as a venue for concerts by Britney Spears, Michael Jackson, NSYNC, Janet Jackson, KT Tunstall, The North Mississippi All-Stars, The Roots, the Cincinnati Opera Company and many more.
- » Two US Presidents have spoken at the stadium. On Oct. 16, 1936, President Franklin Roosevelt, running for a second term, appeared at Nippert Stadium and spoke from an open car in the rain to a crowd estimated at 15,000 and on Nov. 2, 2008, President Barack Obama held a campaign rally at Nippert two days before the 2008 Presidential Election to an estimated 27,000 attendees.

2016 UNIVERSITY OF CINCINNATI FOOTBALL

NUMERICAL ROSTER

No.	Name	Pos.	Ht.	Wt.	Cl.	Ex.	Hometown/High School/Last School	No.	Name	Pos.	Ht.	Wt.	Cl.	Ex.	Hometown/High School/Last School
1	Kahlil Lewis	WR	6-0	205	So.	1L	Miami, Fla./Mirimar	51	Kimoni Fitz *	DE	6-3	252	So.	1L	Ringgold, Va./Dan River
2	Tyrell Gilbert *	S	6-1	200	So.	1L	Cincinnati, Ohio/Princeton	52	Reed Armagost *	OL	6-7	284	Fr.	RS	Gainesville, Fla./Gainesville
3	Christian Angulo *	CB	6-2	187	Fr.	RS	Tampa, Fla./East Bay	53	Franklin Brusciannielli * ^	LB	6-0	225	Sr.	SQ	Woodridge, Ill./Montini Catholic
4	Zach Edwards	S	6-1	200	Sr.	3L	Middletown, Ohio/Middletown	53	Tyler McGarr *	OL	6-4	289	Fr.	RS	Hamilton, Ga./Harris County
5	Mike Boone	RB	5-10	205	Jr.	2L	Macclenny, Fla./Baker County	54	Keith Minor *	OL	6-4	282	So.	SQ	Tyler, Texas/Chapel Hill
5	Mike Tyson	S	6-2	201	Sr.	3L	Norfolk, Va./Lake Taylor/Hargrave Military	54	Tyler Traylor ^	LB	6-3	205	Fr.	HS	Dayton, Ohio/Centerville
6	Tshumbi Johnson *	WR	5-11	185	Jr.	1L	Immokalee, Fla./Immokalee	55	Caleb Ashworth *	DE	6-3	255	Fr.	RS	Dry Fork, Va./Tunstall
7	Tion Green *	RB	6-0	230	Sr.	3L	Sanford, Fla./Lake Brantley	55	Alex Heil * ^	OL	6-2	250	Fr.	RS	Cleveland, Ohio/Benedictine/Air Force
8	Hayden Moore *	QB	6-3	218	So.	1L	Clay, Ala./Clay-Chalkville	56	Mark Wilson *	DE	6-3	243	Jr.	2L	Hampton, Va./Phoebus
9	Linden Stephens	CB	6-0	188	Jr.	2L	Euclid, Ohio/Euclid/Fork Union Military	57	Cory Armstrong ^	LS	6-1	247	Fr.	HS	Sagamore Hills, Ohio/Walsh Jesuit
10	Jake Sopko	QB	6-3	212	Fr.	HS	Avon, Ohio/Avon	58	Garrett Rigby ^	K	6-2	178	Fr.	HS	Stow, Ohio/Stow-Munroe Falls
10	Alex Thomas *	CB	6-1	180	So.	1L	Lauderdale Lakes, Fla./Chaminade Madonna	59	Deyshawn Bond *	OL	6-1	292	Sr.	3L	Indianapolis, Ind./Warren Central
11	Gunner Kiel *	QB	6-4	225	Sr.	2L	Columbus, Ind./East/Notre Dame	60	Zach Bycznski	OL	6-3	310	Fr.	HS	Berea, Ohio/Berea
12	Ross Trail *	QB	6-3	216	Fr.	RS	Wynne, Ark./Wynne	61	Mason Garrison * ^	OL	6-5	280	Fr.	RS	Cincinnati, Ohio/Oak Hills
13	Grant Coleman *	CB	6-0	179	Jr.	2L	Columbus, Ohio/Reynoldsburg	64	Will Steur * ^	OL	6-4	305	Jr.	SQ	Cincinnati, Ohio/Madeira
13	Avery Johnson *	WR	6-2	200	Jr.	TR	Pompano Beach, Fla./Ely/LSU	65	Idarius Ray	OL	6-6	325	Sr.	1L	Amarillo, Texas/Palo Duro/LA Valley
14	Sam Fette * ^	QB	6-0	195	Fr.	RS	Lawrenceburg, Ind./Lawrenceburg	66	David Niehaus * ^	OL	6-1	296	Sr.	1L	Cincinnati, Ohio/Colerain
15	Brayden Beard * ^	WR	6-0	180	Fr.	RS	Fredricksburg, Texas/IMG Academy	68	Grant Schmidt %	OL	6-6	300	Fr.	TR	Sioux Falls, S.D./Roosevelt/Ohio State
16	Andrew Gantz *	K	5-9	178	Jr.	2L	Dayton, Ohio/Centerville	71	Korey Cunningham *	OL	6-6	318	Jr.	2L	Montevallo, Ala./Montevallo
17	Collin Widecan ^	DB	5-10	177	Fr.	HS	Cincinnati, Ohio/Mariemont	72	Garrett Campbell * ^	OL	6-6	310	Jr.	1L	Cincinnati, Ohio/St. Xavier
18	Tyler Cogswell *	TE	6-5	254	Jr.	1L	Coral Springs, Fla./American Heritage	73	Ryan Leahy *	OL	6-6	300	Sr.	3L	Cincinnati, Ohio/LaSalle
19	Davin Pierce	DB	6-2	182	Jr.	JC	Orlando, Fla./Dr. Phillips/Blinn College	74	Kendall Calhoun	OL	6-7	290	Jr.	JC	Paducah, Ky./Tilghman/Lackawanna CC
19	Tyrin Summers	WR	5-9	173	Fr.	HS	Clewiston, Fla./Clewiston	75	Chris Ferguson *	DT	6-5	288	So.	SQ	Nassau, Bahamas/Lake Nona
20	Carter Jacobs	S	6-1	199	Jr.	2L	Fort Lauderdale, Fla./American Heritage	76	Evan Mallory *	OL	6-5	318	Fr.	RS	Brownsburg, Ind./IMG Academy
21	Devin Gray	WR	6-1	177	Jr.	JC	Reno, Nev./Reed/Sierra College	77	John Kurtz *	OL	6-5	293	So.	SQ	Louisville, Ky./St. Xavier
22	Deionte Buckley * ^	RB	5-9	225	Jr.	TR	Indianapolis, Ind./Warren Central/Indiana State	78	Morgan James * ^	OL	6-6	307	Fr.	RS	Highland, Mich./Lakeland
23	Eric Wilson *	LB	6-2	225	Sr.	2L	Redford, Mich./Thurston/Northwestern	79	Ryan Stout *	OL	6-6	293	So.	SQ	Sylvania, Ohio/Southview
24	Malik Clements	S	6-0	199	So.	1L	Danville, Va./George Washington	80	Malick Mbodj	WR	6-4	200	Fr.	HS	Lithonia, Ga./Arabia Mountain
25	Chad Banschbach * ^	RB	5-9	203	Jr.	2L	Lawrenceburg, Ind./Lawrenceburg	81	DJ Dowdy *	TE	6-4	250	Sr.	3L	Akron, Ohio/North
26	Sam Geraci *	P	6-4	230	Jr.	2L	Cincinnati, Ohio/Moeller	83	Josiah Deguara *	TE	6-3	230	Fr.	RS	Folsom, Calif./Folsom
26	Jerron Rollins	WR	6-2	193	Fr.	HS	Miami, Fla./Christopher Columbus	84	Nate Cole *	WR	6-1	210	Sr.	3L	Memphis, Tenn./Mitchell
27	Jeron Besecker ^	DB	6-1	182	Fr.	HS	Cincinnati, Ohio/Mason	85	Thomas Geddis	WR	6-1	167	Fr.	HS	Pompano Beach, Fla./Blanche Ely
27	Hunter Gillespie	RB	5-11	200	Fr.	HS	Cincinnati, Ohio/Taylor	86	Rashad Medaris %	WR	5-10	164	Fr.	TR	Indianapolis, Ind./Pike/Western Illinois
29	Bryce Beard ^	DB	5-9	179	Fr.	HS	Fredricksburg, Texas/IMG Academy	87	Bruno Labelle %	TE	6-4	230	Fr.	HS	Laval, Quebec/Colège Montmorency
30	Chris Murphy *	DB	5-11	196	So.	SQ	Marietta, Ga./Lassiter/Arkansas	88	Marcel Paul	WR	6-1	183	Fr.	HS	Detroit, Mich./Cass Tech
31	Kyle Curtis * ^	LS	6-2	220	Jr.	SQ	Westerville, Ohio/South/John Carroll	88	Dominic Valentino ^	DT	6-5	292	Fr.	HS	Cincinnati, Ohio/Badin
31	Marquis Smith	DB	5-10	180	Fr.	HS	Ypsilanti, Mich./Ypsilanti	89	Jake Elfers * ^	TE	6-4	234	So.	SQ	Cincinnati, Ohio/Loveland
32	Gerrid Doaks	RB	6-0	206	Fr.	HS	Indianapolis, Ind./Lawrence Central	89	Nick Staderman ^	DE	6-1	225	Fr.	HS	Cincinnati, Ohio/McNicholas
32	James Wiggins	DB	5-11	180	Fr.	HS	Homestead, Fla./South Dade	90	Hakeem Allonce *	DT	6-4	307	Sr.	SQ	Brooklyn, N.Y./Eleanor Roosevelt/Pierce CC
33	Jaylyin Minor	LB	6-1	238	Jr.	1L	Navasota, Texas/Navasota/Tyler JC	91	Marcus Brown	DT	6-3	332	Fr.	HS	Naples, Fla./East Coast Prep
34	Joshua Holloman *	RB	5-11	193	Fr.	RS	Auburn Hills, Mich./Avondale	92	Curtis Brooks	DE	6-3	280	Fr.	HS	Danville, Va./George Washington
34	Josh Pasley * ^	K	6-0	182	Jr.	SQ	Lenexa, Kan./DeSoto/Highland CC	93	Elijah Ponder	DE	6-3	253	Fr.	HS	Avondale Estates, Ga./South Cobb
35	Taylor Boose *	RB	6-0	212	Fr.	RS	Clifton, Va./Centerville	94	Chris Burton *	DT	6-2	296	Jr.	2L	Danville, Va./George Washington
35	Anthony Legend * ^	S	5-10	186	So.	SQ	West Carrollton, Ohio/West Carrollton	95	Bryan Wright *	DE	6-3	258	Fr.	RS	New Castle, Del./Jireh Prep
36	Sheldon Doss * ^	S	6-1	209	Fr.	RS	Detroit, Mich./UD Jesuit	96	Cortez Broughton *	DT	6-2	297	So.	1L	Warner Robins, Ga./Veterans
37	Matthew Draper *	LB	6-2	214	Fr.	RS	Cleveland, Ohio/Brush	97	Ryan Jones	K	5-10	170	Fr.	RS	New Castle, Ind./New Castle
37	David Reddington ^	WR	6-0	200	Fr.	HS	Cincinnati, Ohio/Oak Hills	97	Norman Oglesby *	DT	5-11	281	Fr.	RS	Indianapolis, Ind./Ben Davis
38	Desmond Johnson * ^	CB	6-0	175	Fr.	RS	Marysville, Ohio/Marysville	98	Lyndon Johnson	DE	6-6	279	Sr.	1L	West Point, Miss./West Point/Holmes CC
39	Doug Bates *	TE	6-4	248	Fr.	HS	Cincinnati, Ohio/Moeller	99	Alex Pace *	DT	6-2	298	Sr.	2L	Cleveland, Ohio/Ginn Academy
40	Ty Sponseller ^	LB	6-3	213	Fr.	HS	Mason, Ohio/Mason								
41	Joel Dublanko	LB	6-3	235	Fr.	HS	Aberdeen, Wash./IMG Academy								
41	Jon Vincent * ^	LS	6-1	220	Jr.	SQ	Loveland, Ohio/Loveland								
42	Antonio Kinard	LB	6-4	214	Sr.	1L	Youngstown, Ohio/Liberty/Arizona Western								
43	Michael Pitts	DE	6-2	242	Fr.	HS	Stone Mountain, Ga./Stephenson								
44	Marquise Copeland	DE	6-3	270	So.	1L	Cleveland, Ohio/Bedford								
45	Bryce Jenkinson	LB	6-1	231	So.	1L	Greenville, Ohio/Greenville								
46	Perry Young	DB	5-11	208	Fr.	HS	Birmingham, Ala./Spain Park								
47	Landon Brazile *	DE	6-5	257	So.	1L	Dayton, Ohio/Thurgood Marshall								
48	Kevin Mouhon *	LB	6-1	245	So.	1L	Norcross, Ga./Norcross								
49	Tyquan Statham	LB	6-0	220	Fr.	HS	Atlanta, Ga./West Hall								
50	Sione Tongamoa *	DT	6-1	297	Sr.	1L	N. Hollywood, Calif./Polytechnic/Merced College								

+ - Double Number; ^ - Walk-On; * - Has utilized redshirt year; # - Injured; % - Not eligible due to NCAA transfer regulations.

2016 UNIVERSITY OF CINCINNATI FOOTBALL

DEPTH CHART

OFFENSE					DEFENSE					SPECIAL TEAMS							
LT	79	Ryan Stout *	6-6	293	So.	DE	51	Kimoni Fitz *	6-3	252	So.	LS	41	Jon Vincent ^ *	6-1	220	Jr.
	74	Kendal Calhoun	6-7	290	Jr.		-or-	48	Kevin Mouhon *	6-1	245		So.	31	Kyle Curtis *	6-2	220
	53	Reed Armagost *	6-7	284	r-Fr.	DT	96	Cortez Broughton *	6-2	297	So.	H	26	Sam Geraci *	6-4	230	Jr.
LG	65	Idarius Ray	6-6	325	Sr.		50	Sione Tongamoa	6-1	297	Sr.		20	Carter Jacobs	6-1	199	Jr.
	54	Keith Minor *	6-4	282	So.		94	Chris Burton *	6-2	296	Jr.	K	34	Josh Pasley *	6-0	182	Jr.
	76	Evan Mallory *	6-5	318	r-Fr.	DT	99	Alex Pace *	6-2	298	Sr.		97	Ryan Jones *	5-10	170	r-Fr.
C	59	Deyshawn Bond *	6-1	292	Sr.		44	Marquise Copeland	6-3	270	So.		P	26	Sam Geraci *	6-4	230
	66	David Niehaus ^ *	6-1	296	Jr.	DE	56	Mark Wilson *	6-3	243	Jr.	58		Garrett Rigby	6-2	178	Fr.
	72	Garrett Campbell ^ *	6-6	310	Jr.		-or-	47	Landon Brazile *	6-5	257	So.	KR	5	Mike Boone	5-10	205
RG	73	Ryan Leahy *	6-6	296	Sr.		55	Caleb Ashworth	6-3	255	r-Fr.	7		Tion Green *	6-0	230	Sr.
	-or-	64	Will Steur ^ *	6-4	305	Jr.	WLB	42	Antonio Kinard	6-4	214	Sr.		1	Khalil Lewis	6-0	205
RT	71	Korey Cunningham *	6-6	318	Jr.	46		Perry Young	5-11	208	Fr.	15	Brayden Beard *	6-0	180	r-Fr.	
	78	Morgan James *	6-6	307	r-Fr.	MLB	23	Eric Wilson *	6-2	225	Sr.	PR	15	Brayden Beard *	6-0	180	r-Fr.
TE	81	DJ Dowdy *	6-4	250	Sr.		33	Jaylyin Minor	6-1	238	Jr.		21	Devin Gray	6-1	177	Jr.
	WR	1	Khalil Lewis	6-0	205	So.	SLB	5	Mike Tyson	6-2	201	Sr.	PRO-NUN-SEE-A-SHUNS Reed Armagost arm-uh-ghost Chad Banschbach bonch-bock Cortez Broughton braw-ton Franklin Brusciannelli brew-shuh-nel-eee Marquise Copeland mar-KEES Josiah Deguara duh-gwer-ahh Joel Dublanko do-BLAHN-ko Kimoni Fitz kuh-mah-nee Sam Geraci jer-a-see Tion Green TEE-on Tyrell Gilbert TIE-rel Tshumbi Johnson TUH-shum-bee Gunner Kiel keel Kevin Mouhon MOO-hon David Niehaus KNEE-house John Pasley paz-lee Davin Pierce DAY-vin Jerron Rollins JUH-ron Tyquan Statham tie-quan STAY-thum Will Steur stir Sione Tongamoa see-OH-ney ton-gah-mo-ah Collin Widecan wi-DUH-can				
26		Jerron Rollins	6-2	193	Fr.	30		Chris Murphy	5-11	196	So.						
WR	84	Nate Cole *	6-1	210	Sr.	CB	13	Grant Coleman	6-0	179	Jr.						
	6	Tshumbi Johnson *	5-11	185	Jr.		19	Davin Pierce	6-2	182	Jr.						
	15	Brayden Beard ^ *	6-0	180	r-Fr.	S	4	Zach Edwards	6-1	200	Sr.						
WR	21	Devin Gray	6-1	177	Jr.		20	Carter Jacobs	6-1	199	Jr.						
	13	Avery Johnson *	6-2	200	Jr.	S	2	Tyrell Gilbert *	6-1	200	So.						
QB	11	Gunner Kiel *	6-4	225	Sr.		24	Malik Clements	6-0	199	So.						
	8	Hayden Moore *	6-3	218	So.	CB	10	Alex Thomas	6-1	180	So.						
	12	Ross Trail *	6-3	216	r-Fr.		9	Linden Stephens	6-0	188	Jr.						
RB	7	Tion Green *	6-0	230	Sr.	* - has used redshirt year; ^ - walk-on											
	-or-	5	Mike Boone	5-10	Jr.												
	25	Chad Banschbach ^ *	5-9	203	Jr.												
	22	Deionte Buckley ^ *	5-9	225	Sr.												

NUMERICAL ROSTER

NO.	NAME	POS.	NO.	NAME	POS.	NO.	NAME	POS.	NO.	NAME	POS.	NO.	NAME	POS.
1	Kahlil Lewis	WR	+ 19	Tyrin Summers	WR	37	Matthew Draper *	LB	57	Cory Armstrong ^	LS	86	Rashad Medaris	WR
2	Tyrell Gilbert	S	20	Carter Jacobs	S	38	Desmond Johnson ^ *	CB	58	Garrett Rigby ^	K	87	Bruno Labelle	TE
3	Christian Angulo *	CB	21	Devin Gray	WR	39	Doug Bates *	TE	59	Deyshawn Bond *	OL	88	Marcel Paul	WR
4	Zach Edwards	S	22	Deionte Buckley ^ *	RB	40	Ty Sponseller ^	LB	60	Zach Bycznski	OL	89	Jake Elfers ^ *	TE
+ 5	Mike Boone	RB	23	Eric Wilson *	LB	+ 41	Joel Dublanko	LS	64	Will Steur ^ *	OL	90	Hakeem Allonce *	DT
+ 5	Mike Tyson	S	24	Malik Clements	S	+ 41	Jon Vincent ^ *	LB	65	Idarius Ray	OL	91	Marcus Brown	DT
6	Tshumbi Johnson *	WR	25	Chad Banschbach ^ *	RB	42	Antonio Kinard	LB	66	David Niehaus ^ *	OL	92	Curtis Brooks	DE
7	Tion Green *	RB	+ 26	Sam Geraci *	P	43	Michael Pitts	DE	68	Grant Schmidt	OL	93	Elijah Ponder	DE
8	Hayden Moore *	QB	+ 26	Jerron Rollins	WR	44	Marquise Copeland	DE	71	Korey Cunningham *	OL	94	Chris Burton *	DT
9	Linden Stephens	CB	27	Hunter Gillespie ^	RB	45	Bryce Jenkinson	LB	72	Garrett Campbell ^ *	OL	95	Bryan Wright *	DE
+ 10	Jake Sopko	QB	29	Bryce Beard ^	DB	46	Perry Young	DB	73	Ryan Leahy *	OL	96	Cortez Broughton *	DT
+ 10	Alex Thomas	CB	30	Chris Murphy *	DB	+ 47	Landon Brazile *	DE	74	Kendall Calhoun	OL	97	Ryan Jones	K
11	Gunner Kiel *	QB	+ 31	Kyle Curtis ^ *	LS	48	Kevin Mouhon *	DE	75	Chris Ferguson *	DT	97	Norman Oglesby	DT
12	Ross Trail *	QB	+ 31	Marquis Smith	DB	49	Tyquan Statham	LB	76	Evan Mallory *	OL	98	Lyndon Johnson	DE
+ 13	Grant Coleman *	CB	+ 32	Gerrid Doaks	RB	50	Sione Tongamoa *	DT	77	John Kurtz *	OL	99	Alex Pace *	DT
+ 13	Avery Johnson *	WR	+ 32	James Wiggins	DB	51	Kimoni Fitz *	DE	78	Morgan James ^ *	OL			
14	Sam Fette ^ *	QB	33	Jaylyin Minor	LB	52	Reed Armagost *	OL	79	Ryan Stout *	OL			
15	Brayden Beard ^ *	WR	+ 34	Joshua Holloman *	RB	+ 53	Franklin Brusciannelli ^ *	LB	80	Malick Mbodj	WR			
16	Andrew Gantz *	K	+ 34	Josh Pasley ^ *	K	+ 53	Tyler McGarr *	OL	81	DJ Dowdy *	TE			
17	Collin Widecan ^	DB	35	Taylor Boose *	RB	54	Keith Minor *	OL	83	Josiah Deguara *	TE			
18	Tyler Cogswell *	TE	35	Anthony Legend ^ *	S	55	Caleb Ashworth *	DE	84	Nate Cole *	WR			
+ 19	Davin Pierce	DB	36	Sheldon Doss ^ *	S	56	Mark Wilson	DE	85	Thomas Geddis	WR			

+ - double number; * - has used redshirt year; ^ - walk-on

HEAD COACH TOMMY TUBERVILLE



FOURTH SEASON AT CINCINNATI • 21ST SEASON OVERALL (159-94/.631) • SOUTHERN ARKANSAS '76

Tommy Tuberville, a 20-year head coaching veteran, was named the 41st football head coach at the University of Cincinnati on Dec. 8, 2012.

Tuberville, widely regarded as one of the top coaches and recruiters in college football, holds a career mark of 159-94. In his first three seasons at UC, he led the Bearcats to a 29-18 record, a 2014 American Athletic Conference Football Championship and three bowl appearances.

The 2015 UC squad finished 7-6, played in the Hawai'i Bowl, had the most prolific offense in school history, set 18 school records and finished No. 6 in the NCAA FBS in total offense, averaging 537.8 yards per game. WR Shaq Washington set UC's school-records for career (240) and single-season (90) receptions while Chris Moore hauled in a UC record 26 touchdown passes during his career.

The Bearcats placed eight players on All-American Athletic Conference teams. Offensive tackle Parker Ehinger led the way as a first team selection, while center Deyshawn Bond, kicker Andrew Gantz, offensive guard Ryan Leahy, defensive lineman Silverberry Mouhon, Washington and linebacker Eric Wilson were second team honorees. Safety Zach Edwards was named honorable mention.

UC finished out its 2014 campaign with a 9-4 record, an American Athletic Conference Championship and a matchup against Virginia Tech in the 2014 Military Bowl.

Cincinnati rebounded from a 2-3 start and finished the regular season 9-3 on a seven-game winning streak with a share of the conference crown. The Bearcats placed seven student-athletes on the all-conference team.

UC had the most prolific offense in school history in 2013, as the Bearcats led the American Athletic Conference in total offense (472.1) and rushing offense (168.3) with the offense totaling a school-record 6,137 yards. The defense was one of the best in the country, ranking in the top 10 nationally in both rushing defense (6th, 104.5 ypg) and total defense (9th, 315.6 ypg). UC was also among the top 30 in 10 of the 11 primary defensive categories tracked in the national stats, including 14th in scoring defense (21.0 ppg). Nine student-athletes were tabbed with all-conference accolades.

Tuberville's team got it done in the classroom as well. UC posted a team GPA of 2.989 in the winter of 2014, with 55 student-athletes achieved a 3.0 or higher GPA, with 20 Bearcats on the Dean's List for achieving a 3.4 GPA or above.

He came to UC after three years at Texas Tech, where he led the Red Raiders to a 20-17 mark and a pair of bowl appearances.

He coached one of the nation's best offenses in 2012 as the Red Raiders finished the regular season ranked No. 2 in passing offense (361.9 ypg), No. 7 in passing efficiency (157.51 rtg), No. 21 in total offense (501.4 ypg) and No. 16 in scoring offense, averaging 37.8 points per game.

Texas Tech was one of the nation's most improved defenses in 2012, ranking No. 22 in pass defense and surrendering less than 200 yards passing per game (195.8). That defense held than No. 5/4 West Virginia, one of the nation's most prolific offenses, to its lowest point total of the 2012 season in a 59-14 Red Raiders win.

In 10 seasons at Auburn (1999-2008), Tuberville led the Tigers to 85 overall wins, which ranks fourth in school history. Tuberville led Auburn to seven-straight bowl appearances, including New Year's Day bowl games in four of those years.

In 2004, Tuberville led Auburn to its best season ever as the Tigers won a school-record 13 games and captured the SEC Championship and the NOKIA Sugar Bowl title. Auburn won its first conference title since 1989, including its first outright championship since 1987. Auburn defeated five top 15 teams, becoming just the 10th NCAA Division I-A team to finish 13-0 or better. The Tigers earned their first ever berth in a Bowl Championship Series

game and defeated Virginia Tech, 16-13 in the Sugar Bowl. For his efforts, Tuberville was named the AFCA, Associated Press, Paul "Bear" Bryant, FCA, SEC and Walter Camp Coach of the Year.

Tuberville built an Auburn program that excelled both on and off the field. Players flourished under Tuberville's guidance as Auburn earned 36 first-team All-Southeastern Conference awards, eight All-America honors, 26 SEC All-Freshmen accolades, 57 SEC Player of the Week honors, two SEC Player of the Year awards, two Jacobs Awards and one Most Valuable Player of the SEC Championship game.

Coaching stops at perennial college football powers University of Miami and Texas A&M and a four-year head coaching stint at the University of Mississippi gave him the background in building and maintaining a successful program.

During his time at Miami (1986-93) serving on the staffs of Jimmy Johnson and Dennis Erickson, Tuberville was a defensive coach on teams which won three national championships, posted an 87-9 record and played in eight consecutive New Year's Day bowls.

Tuberville began his collegiate coaching career at Arkansas State in 1980, coaching various segments of the Indians' defense over the next five seasons. During a five-year stay at Arkansas State, Tuberville coached defensive backs, nose guards and linebackers. During his final year at ASU, the Indians advanced to the second round of the NCAA Division I-AA playoffs.

He began his coaching career at Hermitage (Ark.) High School where he spent two years as an assistant and two as a head coach. After three straight four-win seasons, Tuberville guided HHS to a 7-3 mark in 1979 before moving to Arkansas State.

During the 2015 season, Tuberville served as the president of the American Football Coaches Association and was a long time member of the organization's Board of Trustees. For his numerous achievements during his career, he was inducted into the Arkansas Sports Hall of Fame in February, 2008.

A longtime supporter of the military, Tuberville has strong ties to the Wounded Warrior Project, hosting several games in recent years to benefit injured veterans.

In May 2008, he participated in the inaugural Armed Forces Entertainment Coaches Tour in the Middle East with fellow college coaches Mark Richt of Georgia, Randy Shannon of Miami (Fla.), Jack Siedlecki of Yale and Charlie Weis of Notre Dame.

With a mission to help boost troop morale, the six-day tour made stops at military bases in Germany, Qatar, Bahrain, United Arab Emirates and a visit to the USS Nassau in the Persian Gulf.

In 2013, Tuberville started the Tommy Tuberville Foundation to recognize and support organizations and causes that connect with the beliefs and values of the Tuberville family.

The foundation's motto is Attitude For Life and it will help build homes for members of our military who are recipients of the Purple Heart Medal. Through a supportive alliance with Purple Heart Homes, the foundation will ensure these veterans, particularly in Ohio and Indiana, are remembered and have a home that meets their physical needs.

A 1976 graduate of Southern Arkansas University, Tuberville was a letterman at free safety and a two-year member of the golf team at SAU. He is a 1972 graduate of Harmony Grove High School in Camden, Ark.

Tuberville is married to the former Suzanne Fette of Guilford, Ind. They are the parents of two sons, Thomas Tucker, an offensive quality control assistant at UC, and Troy Allen, a student at UC.

THE TUBERVILLE FILE

PLAYING CAREER

1972-76	Southern Arkansas (Free Safety; Golf Team member)
1968-72	Harmony Grove High School (Camden, Ark.)

COACHING CAREER

Year	School	Position
1980-84	Arkansas State	Defensive Line/Linebackers
1986-92	Miami (Fla.)	Defensive Line/Linebackers
1993	Miami (Fla.)	Defensive Coordinator
1994	Texas A&M	Defensive Coordinator
1995-98	Ole Miss	Head Coach
1999-08	Auburn University	Head Coach
2010-12	Texas Tech University	Head Coach
2013-	Cincinnati	Head Coach

CHAMPIONSHIPS

Year	School	Championship
1987	Miami (Fla.)	National
1989	Miami (Fla.)	National
1991	Miami (Fla.)	National/BIG EAST
1992	Miami (Fla.)	BIG EAST
2000	Auburn	SEC West
2002	Auburn	SEC West
2004	Auburn	SEC
2005	Auburn	SEC West
2014	Cincinnati	American

BOWLS COACHED IN

Year	School	Bowl
1986	Miami (Fla.)	Fiesta
1987	Miami (Fla.)	Orange
1988	Miami (Fla.)	Orange
1989	Miami (Fla.)	Sugar
1990	Miami (Fla.)	Cotton
1991	Miami (Fla.)	Orange
1992	Miami (Fla.)	Sugar
1993	Miami (Fla.)	Fiesta
1997	Ole Miss	Motor City
1998	Ole Miss	Independence
2000	Auburn	Citrus
2001	Auburn	Peach
2002	Auburn	Capital One
2003	Auburn	Music City
2004	Auburn	Sugar
2005	Auburn	Capital One
2006	Auburn	Cotton
2007	Auburn	Chick-fil-A
2010	Texas Tech	TicketCity.com
2012	Texas Tech	Meineke Car Care of Texas
2013	Cincinnati	Belk
2014	Cincinnati	Military
2015	Cincinnati	Hawai'i

PERSONAL INFORMATION



Birthdate: September 18, 1954
Hometown: Camden, Ark.
Wife: The former Suzanne Fette of Guilford, Ind.
Children: Thomas Tucker, Troy Allen
Education: Southern Arkansas (B.S., 1976)

TUBERVILLE'S HEAD COACHING RECORD


Year	School	Conference	Overall
1995-98	Ole Miss	12-20	25-20
1999-08	Auburn	51-29	85-40
2010-12	Texas Tech	9-17	20-17
2013-	Cincinnati	18-10	29-18
TOTALS		90-76 (.534)	159-95 (.631)



ROBERT PRUNTY

ASSOCIATE HEAD COACH/CO-DC/DE • FOURTH YEAR • ALABAMA A&M '88

Prunty joined the football staff in January 2013 as the associate head coach and defensive ends coach. He added the responsibility of co-defensive coordinator following the 2013 campaign. He came to UC after three seasons at Texas Tech. A former head coach at both Hargrave Military Academy and Gretna High School, Prunty has been recognized as one of the nation's best recruiters. A Chatham, Va., native, Prunty and his wife Kimberly have a son, Robert Prunty Jr., and a daughter Gabrielle.



ZAC TAYLOR

OFFENSIVE COORDINATOR/QUARTERBACKS • FIRST YEAR • NEBRASKA '06

Taylor joined UC in January 2016 after a four-year stint with the Miami Dolphins as QBs coach (2002-15) and OC (2015). Taylor mentored signal caller Ryan Tannehill who threw for 3,000 or more yards in each of his first four seasons, the first QB in team history to achieve that feat. A standout QB at Nebraska and the 2006 Big 12 Offensive Player of the Year, Taylor rewrote the Huskers passing record book, throwing for 5,850 yards and 45 TDs in two seasons. A Norman, Oklahoma native, Taylor and his wife Sarah have two sons, Brooks and Luke and daughter Emma Claire.



JEFF KOONZ

CO-DEFENSIVE COORDINATOR/LINEBACKERS • THIRD YEAR • AUBURN '04

Koonz enters his third season on the University of Cincinnati football staff, coaching the safeties. He has added the responsibility of co-defensive coordinator entering 2016. Koonz, a former graduate assistant for UC head coach Tommy Tuberville at Auburn in 2004, comes to UC after four years coaching the linebackers at Louisiana Tech. Koonz previously served as a defensive quality control assistant at Texas. A 2004 Auburn graduate. Koonz married the former Maura McDermott in July 2011 and the couple has a daughter, Mary Margaret and a son Jameson Jeffrey.



TY LINDER

SPECIAL TEAMS COORDINATOR/RUNNING BACKS • SECOND YEAR • TEXAS TECH '08

Linder joined the Bearcats staff in 2015 as the special teams coordinator and added responsibility for the running backs entering 2016. He previously worked for UC Head Coach Tommy Tuberville from 2010-11 at Texas Tech. He came to UC after a year as the graduate assistant/special teams coordinator at TCU. He spent four seasons on the Texas Tech staff coaching tight ends and special teams while a graduate assistant. He played on four bowl teams at Tech, lettering at OLB in 2006 and 2007. Linder and his wife, the former Kelly Kyger, have a daughter, Leighton Marie.



MIKE GILLHAMER

DEFENSIVE BACKS • FIRST YEAR • HUMBOLDT STATE '76

Veteran coach Mike Gillhamer joined the University of Cincinnati football staff in the spring of 2016 and will coach the secondary. Gillhamer has nearly four decades of coaching experience, including 15 seasons in the National Football League. He joins the Bearcats after spending the past four seasons as the secondary coach for the Indianapolis Colts. A native of Fresno, California, Gillhamer graduated with a degree in physical education from Humboldt State in 1976 and received his master's degree in special education in 1981. He has two daughters, Meagen and Taylor.



JB GRIMES

OFFENSIVE LINE • FIRST YEAR • HENDERSON STATE '77

JB Grimes, a veteran of 30-plus years in the coaching ranks, joined the University of Cincinnati staff in January 2016 as the offensive line coach. Grimes came to UC after a three-year stint at Auburn, where he helped the Tigers to a 2013 Southeastern Conference Championship and a BCS Championship berth. He has coached in 18 bowl games and mentored numerous NFL players. A native of Clarendon, Arkansas, Grimes is married to the former Jennifer Graves and the couple has four children, sons Aaron and Nick and daughters Danielle and Lindsey.



NICK GRIMES

TIGHT ENDS/H-BACKS • FIRST YEAR • SAM HOUSTON STATE '09

Nick Grimes is in his first season as the tight ends and h-backs coach for the University of Cincinnati football team. Grimes joined the staff in 2014 and spent two seasons as an offensive graduate assistant, working with the tight ends. He came to UC after serving as the offensive coordinator at Howe HS in Texas. Grimes coached the offensive line at Navasota HS in 2012. The College Station, Texas native played offensive line at both Sam Houston State and Tulsa. Grimes and his wife Cortney have a daughter, Tatum Ryan.



KENNY INGRAM

DEFENSIVE TACKLES • SECOND YEAR • ARKANSAS STATE '99

Ingram is in his second season as the University of Cincinnati football squad's defensive tackles coach. He came to UC after spending two seasons as the director of player development at Auburn. Ingram made previous coaching stops at Arkansas State, Memphis and Tennessee State and also had a stint as a successful high school coach in his hometown of Memphis. Ingram and his wife, Carla have five children: Kendrien, Taylor, Kameron, and twins Kennedy and Karleigh.



BLAKE ROLAN

WIDE RECEIVERS • FOURTH YEAR • LOUISVILLE '05

Rolan joined the University of Cincinnati football staff as the wide receivers coach in 2013. Rolan came to UC after spending the 2010-12 seasons at Tennessee as an offensive intern. Rolan spent the 2009 season tutoring running backs at the University of West Georgia. He played collegiality at Middle Tennessee State at quarterback and tight end from 2000-03. Rolan is married to the former Bennett Sumner. They have a son, Houston and daughter Elizabeth Reed.



JOE WALKER

STRENGTH & CONDITIONING • FOURTH YEAR • LOCK HAVEN '02

Joe Walker joined the UC football staff in December of 2012 as the director of football strength and conditioning after three years in the same role at Texas Tech University under current UC head coach Tommy Tuberville. Walker joined the Red Raiders in 2010 after spending two seasons as an assistant strength coach at Auburn. He and his wife Lauren have three sons, Caden, Colby and Caleb.

SUPPORT STAFF



GREG BRUNER
DIRECTOR OF RECRUITING



AUSTEN BUJNOCH
GRADUATE ASSISTANT, OFF.



JENA BUSHELMAN
ADMIN. ASST., RECRUITING



COREY CAMPBELL
ASST. STRENGTH & COND.



KHOENY DOLISCA
ASST. DIRECTOR, EQUIP.



LUKE GOODWIN
QUALITY CONTROL, DEF.



CHRIS GRAY
ASST. STRENGTH & COND.



ANDREW HAYNES
ASST. DIRECTOR, EQUIP.



AARON HIMMLER
FOOTBALL ATHLETIC TRAINER



JUSTIN JACKSON
GRADUATE ASSISTANT, DEF.



BOB MANCINE
ASSOC. AD/SPORTS MED.



SHERRY MURRAY
ASST. TO HEAD FB COACH



ADAM NIEMEIER
DIRECTOR OF VIDEO



COOPER PETAGNA
ASST. DIR., RECRUITING



WILL RICHARD
GRADUATE ASSISTANT, DEF.



BLAKE REID
ASST. AD/EQUIPMENT



DOUG ROSFELD
DIR., PLAYER DEVELOPMENT



CARL SCHMID
ASST. DIRECTOR, VIDEO



PARKER SHOWERS
ASSOC. STRENGTH & COND.



JESSE SMITH
GRAD. ASSISTANT, OFF.



ORLANDO SMITH
ASSOC. STRENGTH & COND.



VINCE SURIANO
DIR., HS/PLAYER RELAT.



TUCKER TUBERVILLE
QUALITY CONTROL, OFF.



JOHN WIDECAN
ASSOC. AD/FB OPS

2016 UNIVERSITY OF CINCINNATI FOOTBALL

2016 STATISTICS

OVERALL: 4-4

AMERICAN: 1-4

HOME: 3-2

AWAY: 1-2

NEUTRAL: 0-0

// SCHEDULE & RESULTS

Date	UC Rank	Opponent	TV	Site	Time/Res.	Att.	Rusher (A-Y-TD)	Passer (C-A-Y-TD-INT)	Receiver (R-Y-TD)	Top Tackler (TT)
09/01	na/na	UT MARTIN	ESPN3	Nippert Stadium	W, 28-7	28,520	Green (16-97-0)	Moore (21-34-260-2-1)	Gray (5-111-0)	E. Wilson (15)
09/10	na/na	at Purdue	Big Ten Network	West Lafayette, Ind.	W, 38-20	33,068	Lewis (1-79-0)	Moore (19-32-250-3-0)	Cole (6-81-2)	E. Wilson (9)
09/15	rv/na	6/7 HOUSTON *	ESPN	Nippert Stadium	L, 40-16	40,015	Boone (12-29-0)	Moore (21-37-275-2-2)	Gray (4-97-1)	Kinard (18)
09/24	na/na	MIAMI (OHIO)	ESPNNews	Nippert Stadium	W, 27-20	38,112	Green (18-83-1)	Trail (25-38-276-0-2)	Lewis (6-88-0)	Clements (9)
10/01	na/na	USF *	ESPNU	Nippert Stadium	L, 45-20	33,108	Green (12-98-1)	Trail (20-30-216-1-3)	Lewis (5-77-1)	E. Wilson (12)
10/08		at UConn *	CBS SN	East Hartford, Conn.	L, 20-9	24,169	Green (6-15-0)	Moore (29-56-315-0-1)	Gray (9-98-0)	E. Wilson (11)
10/22		EAST CAROLINA *	CBS SN	Nippert Stadium	W, 31-19	32,022	Boone (14-88-0)	Kiel (23-40-348-4-0)	Lewis (11-150-3)	E. Wilson (16)
10/29		at Temple *	CBS SN	Philadelphia, Pa.	L, 34-13	29,763	Green (11-46-0)	Kiel (15-27-119-2-0)	Cole (5-32-0)	Young (12)
11/05		BYU	CBS SN	Nippert Stadium	3:30 p.m.					
11/12		at UCF *		Orlando, Fla.						
11/18		MEMPHIS *	CBS SN	Nippert Stadium	8 p.m.					
11/24		at Tulsa *		Tulsa, Okla.						

TEAM STATISTICS	Cincinnati	Opponent
SCORING	182	205
Points Per Game	22.8	25.6
Points Off Turnovers	57	56
FIRST DOWNS	163	190
Rushing	54	88
Passing	99	90
Penalty	10	12
RUSHING YARDAGE	981	1435
Yards gained rushing	1151	1646
Yards lost rushing	170	211
Rushing Attempts	268	354
Average Per Rush	3.7	4.1
Average Per Game	122.6	179.4
TDs Rushing	8	10
PASSING YARDAGE	2108	2055
Comp-Att-Int	177-307-10	161-271-14
Average Per Pass	6.9	7.6
Average Per Catch	11.9	12.8
Average Per Game	263.5	256.9
TDs Passing	14	12
TOTAL OFFENSE	3089	3490
Total Plays	575	625
Average Per Play	5.4	5.6
Average Per Game	386.1	436.2
KICK RETURNS: #-Yards	27-551	26-559
PUNT RETURNS: #-Yards	9-43	6-45
INT RETURNS: #-Yards	14-208	10-125
KICK RETURN AVERAGE	20.4	21.5
PUNT RETURN AVERAGE	4.8	7.5
INT RETURN AVERAGE	14.9	12.5
FUMBLES-LOST	11-6	12-5
PENALTIES-Yards	39-394	43-392
Average Per Game	49.2	49.0
PUNTS-Yards	43-1669	35-1315
Average Per Punt	38.8	37.6
Net punt average	36.8	36.3
KICKOFFS-Yards	40-2407	43-2654
Average Per Kick	60.2	61.7
Net kick average	39.3	39.6
TIME OF POSSESSION/Game	26:35	33:25
3RD-DOWN Conversions	51/120	62/130
3rd-Down Pct	42%	48%
4TH-DOWN Conversions	5/10	9/12
4th-Down Pct	50%	75%
SACKS BY-Yards	16-104	14-89
MISC YARDS	0	0
TOUCHDOWNS SCORED	23	25
FIELD GOALS-ATTEMPTS	8-12	10-14
ON-SIDE KICKS	0-0	0-0
RED-ZONE SCORES	(24-27) 89%	(22-31) 71%
RED-ZONE TOUCHDOWNS	(18-27) 67%	(12-31) 39%
PAT-ATTEMPTS	(18-21) 86%	(23-23) 100%

TEAM STATISTICS	Cincinnati	Opponent	SCORE BY QUARTERS	1st	2nd	3rd	4th	TOTAL
ATTENDANCE	171777	87000	Cincinnati	30	73	28	51	- 182
Games/Avg Per Game	5/34355	3/29000	Opponents	44	41	49	71	- 205
Neutral Site Games		0/0						

INDIVIDUAL STATISTICS	GP	Att	Gain	Loss	Net	Avg	TD	Long	Avg/G
RUSHING									
GREEN, Tion	8	102	485	8	477	4.7	2	24	59.6
BOONE, Mike	8	103	388	22	366	3.6	2	18	45.8
LEWIS, Kahlil	8	5	95	5	90	18.0	0	79	11.2
MOORE, Hayden	4	24	96	69	27	1.1	2	23	6.8
BANSCHBACH, Chad	8	4	17	0	17	4.2	0	8	2.1
KIEL, Gunner	4	5	20	8	12	2.4	0	6	3.0
TRAIL, Ross	3	16	47	40	7	0.4	2	12	2.3
GRAY, Devin	8	1	3	0	3	3.0	0	3	0.4
DEGUARA, Josiah	8	1	0	2	-2	-2.0	0	0	-0.2
TOTAL	8	268	1151	170	981	3.7	8	79	122.6
OPPONENTS	8	354	1646	211	1435	4.1	10	67	179.4

PASSING	G	Effic	Cmp-Att-Int	Pct	Yds	TD	Lng	Avg/G
MOORE, Hayden	4	124.21	90-159-4	56.6	1100	7	61	275.0
KIEL, Gunner	4	133.30	41-78-0	52.6	514	6	54	128.5
TRAIL, Ross	3	112.57	46-70-6	65.7	494	1	36	164.7
TOTAL	8	123.87	177-307-10	57.7	2108	14	61	263.5
OPPONENTS	8	127.39	161-271-14	59.4	2055	12	59	256.9

RECEIVING	G	No.	Yds	Avg	TD	Long	Avg/G
COLE, Nate	8	43	424	9.9	4	28	53.0
GRAY, Devin	8	39	563	14.4	3	61	70.4
LEWIS, Kahlil	8	37	474	12.8	5	47	59.2
BOONE, Mike	8	19	238	12.5	0	54	29.8
GREEN, Tion	8	16	106	6.6	0	20	13.2
JOHNSON, Avery	6	7	117	16.7	0	28	19.5
DOWDY, DJ	8	3	39	13.0	2	20	4.9
BEARD, Brayden	8	3	20	6.7	0	13	2.5
COGSWELL, Tyler	8	2	42	21.0	0	29	5.2
DEGUARA, Josiah	8	2	32	16.0	0	28	4.0
JOHNSON, Tshumbi	6	2	27	13.5	0	16	4.5
GEDDIS, Thomas	4	2	15	7.5	0	11	3.8
ROLLINS, Jerron	7	2	11	5.5	0	6	1.6
TOTAL	8	177	2108	11.9	14	61	263.5
OPPONENTS	8	161	2055	12.8	12	59	256.9

FIELD GOALS	M-A	Pct	01-19	20-29	30-39	40-49	50+	Lg	Blk
PASLEY, Josh	6-10	60.0	0-0	4-5	0-1	2-4	0-0	43	1
GANTZ, Andrew	2-2	100.0	0-0	1-1	1-1	0-0	0-0	37	0

2016 UNIVERSITY OF CINCINNATI FOOTBALL

2016 STATISTICS

KICKOFFS	No.	Yds	Avg	TB	OB	Retn	Net	YdLn
JONES, Ryan	40	2407	60.2	11	2			
TOTAL	40	2407	60.2	11	2	559	39.3	25
OPPONENTS	43	2654	61.7	16	0	551	39.6	25

PUNTING	No.	Yds	Avg	Long	TB	FC	I20	50+	Blkd
GERACI, Sam	41	1637	39.9	55	2	25	17	2	1
TEAM	1	8	8.0	8	0	0	0	0	0
MOORE, Hayden	1	24	24.0	24	0	0	0	0	0
TOTAL	43	1669	38.8	55	2	25	17	2	1
OPPONENTS	35	1315	37.6	51	0	8	18	1	0

SCORING	TD	FGs	Kick	----- PATs -----		Pass	DXP	Saf	Points
				Rush	Rcv				
PASLEY, Josh	0	6-10	12-15	0-0	0	0-0	0	0	30
LEWIS, Kahlil	5	0-0	0-0	0-0	0	0-0	0	0	30
COLE, Nate	4	0-0	0-0	0-0	0	0-0	0	0	24
GRAY, Devin	3	0-0	0-0	0-0	0	0-0	0	0	18
DOWDY, DJ	2	0-0	0-0	0-0	1	0-0	0	0	14
GREEN, Tion	2	0-0	0-0	0-0	0	0-0	0	0	12
GANTZ, Andrew	0	2-2	6-6	0-0	0	0-0	0	0	12
TRAIL, Ross	2	0-0	0-0	0-0	0	0-0	0	0	12
BOONE, Mike	2	0-0	0-0	0-0	0	0-0	0	0	12
MOORE, Hayden	2	0-0	0-0	0-0	0	1-2	0	0	12
GILBERT, Tyrell	1	0-0	0-0	0-0	0	0-0	0	0	6
TOTAL	23	8-12	18-21	0-0	1	1-2	0	0	182
OPPONENTS	25	10-14	23-23	0-0	0	0-2	0	1	205

TOTAL OFFENSE	G	Plays	Rush	Pass	Total	Avg/G
MOORE, Hayden	4	183	27	1100	1127	281.8
KIEL, Gunner	4	83	12	514	526	131.5
TRAIL, Ross	3	86	7	494	501	167.0
GREEN, Tion	8	102	477	0	477	59.6
BOONE, Mike	8	103	366	0	366	45.8
LEWIS, Kahlil	8	5	90	0	90	11.2
BANSCHBACH, Chad	8	4	17	0	17	2.1
GRAY, Devin	8	1	3	0	3	0.4
TOTAL	8	575	981	2108	3089	386.1
OPPONENTS	8	625	1435	2055	3490	436.2

ALL PURPOSE	G	Rush	Rec	PR	KOR	IR	Tot	Avg/G
BOONE, Mike	8	366	238	0	469	0	1073	134.1
GREEN, Tion	8	477	106	0	38	0	621	77.6
LEWIS, Kahlil	8	90	474	0	34	0	598	74.8
GRAY, Devin	8	3	563	15	0	0	581	72.6
COLE, Nate	8	0	424	0	0	0	424	53.0
GILBERT, Tyrell	8	0	0	0	0	119	119	14.9
JOHNSON, Avery	6	0	117	0	0	0	117	19.5
BEARD, Brayden	8	0	20	28	15	0	63	7.9
THOMAS, Alex	8	0	0	0	0	47	47	5.9
COGSWELL, Tyler	8	0	42	0	0	0	42	5.2
DOWDY, DJ	8	0	39	0	0	0	39	4.9
DEGUARA, Josiah	8	-2	32	0	0	0	30	3.8
TYSON, Mike	7	0	0	0	0	27	27	3.9
MOORE, Hayden	4	27	0	0	0	0	27	6.8
JOHNSON, Tshumbi	6	0	27	0	0	0	27	4.5
GEDDIS, Thomas	4	0	15	0	0	0	15	3.8
BANSCHBACH, Chad	8	17	0	0	-5	0	12	1.5
KIEL, Gunner	4	12	0	0	0	0	12	3.0
COLEMAN, Grant	8	0	0	0	0	11	11	1.4
ROLLINS, Jerron	7	0	11	0	0	0	11	1.6
TRAIL, Ross	3	7	0	0	0	0	7	2.3
STEPHENS, Linden	8	0	0	0	0	6	6	0.8
TOTAL	8	981	2108	43	551	208	3891	486.4
OPPONENTS	8	1435	2055	45	559	125	4219	527.4

PUNT RETURNS	No.	Yds	Avg	TD	Long
BEARD, Brayden	8	28	3.5	0	9
GRAY, Devin	1	15	15.0	0	15
TOTAL	9	43	4.8	0	15
OPPONENTS	6	45	7.5	0	10

INTERCEPTIONS	No.	Yds	Avg	TD	Long
THOMAS, Alex	4	47	11.8	0	25
GILBERT, Tyrell	3	119	39.7	1	58
TYSON, Mike	3	27	9.0	0	27
STEPHENS, Linden	2	6	3.0	0	13
BROUGHTON, Cortez	1	-2	-2.0	0	0
COLEMAN, Grant	1	11	11.0	0	11
TOTAL	14	208	14.9	1	58
OPPONENTS	10	125	12.5	3	74

KICK RETURNS	No.	Yds	Avg	TD	Long
BOONE, Mike	20	469	23.5	0	60
LEWIS, Kahlil	2	34	17.0	0	17
GREEN, Tion	2	38	19.0	0	21
BEARD, Brayden	2	15	7.5	0	10
BANSCHBACH, Chad	1	-5	-5.0	0	0
TOTAL	27	551	20.4	0	60
OPPONENTS	26	559	21.5	0	94

FUMBLE RETURNS	No.	Yds	Avg	TD	Long
COLEMAN, Grant	1	53	53.0	0	53
TOTAL	1	53	53.0	0	53
OPPONENTS	0	0	0.0	0	0

// FIELD GOALS (MADE) MISSED

FG SEQUENCE	CININNATI	OPPONENTS
UT MARTIN	24	37, 31
at Purdue	(26)	28
HOUSTON *	(37)	(32)
MIAMI (OHIO)	(28),42,(23)	(26),(35)
USF *	48	(26)
at UConn *	(25),(43),(26)	52,(30),(23)
EAST CAROLINA *	39,(42)	(26),(37)
at Temple *	-	(26),(27)
BYU		
at UCF *		
MEMPHIS *		
at Tulsa *		

// TURNOVERS

Takeaways	19 (14 Interceptions, 5 Fumble Recoveries)
Turnovers	16 (10 Interceptions, 6 Fumbles)
Points Off Turnovers	
Cincinnati	57
Opponents	56
Points Off Turnovers/Game	
Cincinnati	7.1
Opponents	7.0

// RED ZONE

UC Red Zone Entries	24 of 27 (88.9%)
Scores	24 (18 TDs, 7 Rush TDs, 11 Pass TDs 6 FGs)
Non-Scores	3 (1 FGA, 2 Downs, 0 INT, 0 Fum., 0 Half)
Opponent Red Zone Entries	22 of 31 (71.0%)
Scores	22 (12 TDs, 9 Rush TDs, 3 Pass TDs, 10 FGs)
Non-Scores	9 (3 FGA, 0 Downs, 3 INT, 1 Fum., 2 Half)

// KICKOFFS

Kickoffs	40 - 2,407 Yards (60.2)
Touchbacks	11
Opponent Kickoff Returns	26 - 559 yards (21.5)
Out of Bounds	2
Average Opponent Drive Start	25 yard line

2016 UNIVERSITY OF CINCINNATI FOOTBALL

2016 STATISTICS

DEFENSE	GP-GS	TACKLES				SACKS		PASS DEF		FUMBLES		BLKD	
		Solo	Ast	Total	TFL/Yds	No-Yards	Int-Yds	BrUp	QBH	Rcv-Yds	FF	Kick	Saf
23 WILSON, Eric	8	45	43	88	6.0-22	3.0-17	.	2	.	1-0	.	.	.
42 KINARD, Antonio	8	27	34	61	6.0-25	1.5-13	.	2
4 EDWARDS, Zach	7	32	21	53	2.0-4	1.0-2	.	2
2 GILBERT, Tyrell	8	24	16	40	.	.	3-119	2	.	1-0	2	.	.
44 COPELAND, Marquise	8	14	19	33	3.5-12	1.0-9	.	1	.	.	2	.	.
96 BROUGHTON, Cortez	8	16	14	30	4.0-24	1.5-18	1--2	1	1
48 MOUHON, Kevin	8	18	12	30	9.0-23	1.0-1	.	1	1	.	1	.	.
5 TYSON, Mike	7	16	11	27	3.5-8	.	3-27	4
9 STEPHENS, Linden	8	17	7	24	.	.	2-6	7
24 CLEMENTS, Malik	8	11	11	22
56 WILSON, Mark	8	7	14	21	2.0-2	1.0-1	.	1	1	1-0	1	.	.
13 COLEMAN, Grant	8	14	7	21	1.0-1	.	1-11	.	.	1-53	1	.	.
51 FITZ, Kimoni	8	10	10	20	2.0-8	1.5-7	.	.	1
99 PACE, Alex	8	11	9	20	6.0-20	1.5-14	.	.	1	1-0	.	.	.
46 YOUNG, Perry	8	11	8	19	1.0-1
33 MINOR, Jaylyin	6	8	9	17	1.0-2	1	.	.
20 JACOBS, Carter	7	8	9	17	1	.	.
10 THOMAS, Alex	8	10	6	16	.	.	4-47	3
47 BRAZILE, Landon	8	4	12	16	0.5-1	.	.	1	1
19 PIERCE, Davin	8	7	2	9	1.0-6	1.0-6	.	2
45 JENKINSON, Bryce	2	2	6	8	0.5-0
50 TONGAMOA, Sione	6	4	4	8	1.0-8	1.0-8
95 WRIGHT, Bryan	4	3	3	6	1.0-4
30 MURPHY, Chris	8	3	2	5	.	.	.	1
98 JOHNSON, Lyndon	3	3	.	3	1
37 DRAPER, Matthew	5	1	2	3
94 BURTON, Chris	8	2	1	3
84 COLE, Nate	8	1	1	2
7 GREEN, Tion	8	1	1	2
55 ASHWORTH, Caleb	2	2	.	2	1.0-8	1.0-8
25 BANSCHBACH, Chad	8	2	.	2
22 BUCKLEY, Deionte	8	1	1	2
18 COGSWELL, Tyler	8	1	.	1
15 BEARD, Brayden	8	1	.	1
53 BRUSCIANELLI, Frank	2	.	1	1
9J JONES, Ryan	8	1	.	1
41 VINCENT, Jon	8	1	.	1
TOTAL	8	339	296	635	52-179	16-104	14-208	30	7	5-53	9	.	.
OPPONENTS	8	298	280	578	36.0-136	14-89	10-125	32	4	6-0	6	2	1

// SPECIAL TEAMS TACKLES

Player	Total	KO	Punt	Player	Total	KO	Punt
PIERCE, Davin	4	4	0	BUCKLEY, Deionte	2	1	1
WILSON, Eric	4	2	2	JACOBS, Carter	2	2	0
CLEMENTS, Malik	4	4	0	KINARD, Antonio	2	2	0
DRAPER, Matthew	3	3	0	COGSWELL, Tyler	1	0	1
MURPHY, Chris	3	3	0	JONES, Ryan	1	1	0
EDWARDS, Zach	3	3	0	GREEN, Tion	1	0	1
COLE, Nate	2	2	0	VINCENT, Jon	1	0	1
BANSCHBACH, Chad	2	2	0	TOTALS	35	29	6

2016 UNIVERSITY OF CINCINNATI FOOTBALL

2016 TEAM GAME-BY-GAME COMPARISON

Opponent	Score	Total	First Downs			Rushing Number-Yards	Passing Comp-Att-Int	Total Offense Yards	Plays-Yards	Return Yards	Turn- Overs
			Rush	Pass	Pen						
UT MARTIN	28-7	22/20	8/12	13/6	1/2	34-140/49-177	21-34-1/12-26-2	260/146	68-400/75-323	78/72	3/3
at Purdue	38-20	22/29	9/7	12/20	1/2	46-262/25-103	19-32-0/32-57-5	250/401	78-512/82-504	79/44	0/5
HOUSTON *	16-40	13/28	1/14	11/14	1/0	25-30/57-180	22-39-3/24-36-2	277/326	64-307/93-506	134/218	3/3
MIAMI (OHIO)	27-20	28/14	12/5	15/8	1/1	49-185/30-65	25-38-2/13-24-1	276/248	87-461/54-313	80/156	3/2
USF *	20-45	21/25	8/13	11/12	2/0	35-130/48-226	23-41-3/22-33-0	263/228	76-393/81-454	135/108	4/0
at UConn *	9-20	22/21	2/8	18/10	2/3	22-2/41-188	29-56-1/18-33-2	315/224	78-317/74-412	56/41	1/2
EAST CAROLINA *	31-19	25/28	12/13	11/13	2/2	35-165/44-221	23-40-0/28-43-2	348/283	75-513/87-504	117/76	0/3
at Temple *	13-34	10/25	2/16	8/7	0/2	22-67/60-275	15-27-0/12-19-0	119/199	49-186/79-474	176/14	2/1
BYU *											
at UCF *											
MEMPHIS *											
at Tulsa *											
TOTALS	182-205	163/190	54/88	99/90	10/12	268-981/354-1435	177-307-10/161-271-14	2108/2055	575-3089/625-3490		

Opponent	3rd Down Conversions	4th Down Conversions	Time of Possession	TOP Margin	Avg Yds/Rush	Avg Yds/Pass	Avg Yds/Play	Punting Number-Avg	Penalties Number-Yards
at Purdue	13-21/10-17	2-2/1-1	30:17/29:43	0:34	5.7/4.1	7.8/7.0	6.6/6.1	5-40.6/3-31.7	5-45/2-24
HOUSTON *	3-12/11-21	0-1/1-1	21:52/38:08	-16:16	1.2/3.2	7.1/9.1	4.8/5.4	8-41.9/6-34.7	2-15/4-45
MIAMI (OHIO)	8-16/2-11	1-2/0-0	36:29/23:31	12:58	3.8/2.2	7.3/10.3	5.3/5.8	3-39.0/6-35.3	5-60/12-107
USF *	6-16/8-18	0-0/3-3	27:21/32:39	-5:18	3.7/4.7	6.4/6.9	5.2/5.6	6-42.0/6-39.7	4-40/2-21
at UConn *	5-15/7-16	0-2/1-1	24:29/35:31	-11:02	0.1/4.6	5.6/6.8	4.1/5.6	5-38.0/4-39.2	5-57/8-69
EAST CAROLINA *	6-15/8-17	0-1/2-3	29:41/30:19	-0:38	4.7/5.0	8.7/6.6	6.8/5.8	6-37.5/4-37.0	9-82/4-34
at Temple *	5-12/7-14	0-0/1-2	19:37/40:23	-20:46	3.0/4.6	4.4/10.5	3.8/6.0	7-33.0/3-46.3	4-35/3-25
BYU *									
at UCF *									
MEMPHIS *									
at Tulsa *									
TOTALS	51-120/62-130	5-10/9-12	212:40/267:20	-54:40	3.7/4.1	6.9/7.6	5.4/5.6	43-38.8/35-37.6	394/392

Note: Game totals are displayed in the format TEAM/OPPONENT for each category

// TIME OF POSSESSION

Date	Opponent	Score	Overall	1st Qtr	2nd Qtr	3rd Qtr	4th Qtr
09/01	UT MARTIN	W, 28-7	22:54	3:42	4:49	7:51	6:32
09/10	at Purdue	W, 38-20	30:17	6:41	6:43	9:04	7:49
09/15	HOUSTON *	L, 16-40	21:52	5:41	6:45	3:18	6:08
09/24	MIAMI (OHIO)	W, 27-20	36:29	9:30	6:17	10:03	10:39
10/01	USF *	L, 20-45	27:21	5:49	9:31	8:11	3:50
10/08	at UConn *	L, 9-20	24:29	7:04	6:35	5:23	5:27
10/22	EAST CAROLINA *	W, 31-19	29:41	6:51	6:19	8:19	8:12
10/29	at Temple *	L, 13-34	19:37	5:38	8:47	2:22	2:50
11/05	BYU *						
11/12	at UCF *						
11/18	MEMPHIS *						
11/25	at Tulsa *						
	CINCINNATI	Total	212:40	50:56	55:46	54:31	51:27
		Avg.	26:35	6:22	6:58	6:48	6:25
	OPPONENTS	Total	267:20	69:04	64:14	65:29	68:33
		Avg.	33:25	8:38	8:01	8:11	8:34

2016 UNIVERSITY OF CINCINNATI FOOTBALL

2016 TEAM GAME-BY-GAME STATISTICS

Date	Opponent	RUSHING				RECEIVING				PASSING				KICK RET				PUNT RET				TOT
		No.	Yds	TD	Lg	No.	Yds	TD	Lg	Cmp-Att-Int	Yds	TD	Lg	No	Yds	TD	Lg	No	Yds	TD	Lg	OFF
09/01	UT MARTIN	34	140	1	23	21	260	2	47	21-34-1	260	2	47	2	27	0	17	0	0	0	0	400
09/10	at Purdue	46	262	2	79	19	250	3	29	19-32-0	250	3	29	2	24	0	19	1	2	0	2	512
09/15	HOUSTON *	25	30	0	10	22	277	2	61	22-39-3	277	2	61	2	48	0	24	0	0	0	0	307
09/24	MIAMI (OHIO)	49	185	3	19	25	276	0	36	25-38-2	276	0	36	4	77	0	34	2	5	0	4	461
10/01	USF *	35	130	2	24	23	263	1	32	23-41-3	263	1	32	6	131	0	39	1	4	0	4	393
10/08	at UConn *	22	2	0	9	29	315	0	27	29-56-1	315	0	27	1	18	0	18	0	0	0	0	317
10/22	EAST CAROLINA *	35	165	0	18	23	348	4	54	23-40-0	348	4	54	4	74	0	28	3	8	0	4	513
10/29	at Temple *																					
11/05	BYU *																					
11/12	at UCF *																					
11/18	MEMPHIS *																					
11/25	at Tulsa *																					
	Totals	246	914	8	79	162	1989	12	61	162-280-10	1989	12	61	21	399	0	39	7	19	0	4	2903
	Opponent	294	1160	8	67	149	1856	10	59	149-252-14	1856	10	59	25	545	0	94	6	45	0	10	3016

Date	Opponent	TACKLES			TFL-Yds	SACKS	FUMBLE		PASS			BLKD	KICKS	XPTS			Pts
		Solo	Ast	Total		No-Yds	FF	FR-Yds	Int-Yds	QBH	Brk	Kick	Att-Mad	Run	Rcv	Saf	
09/01	UT MARTIN	29	60	89	8.0-28	3.0-17	0	1-0	2-51	2	5	0	3-2	0	1	0	28
09/10	at Purdue	46	14	60	4.0-5	0.0-0	1	0-0	5-53	0	2	0	5-5	0	0	0	38
09/15	HOUSTON *	40	64	104	6.0-29	3.0-22	2	1-53	2-33	3	6	0	1-1	0	0	0	16
09/24	MIAMI (OHIO)	28	32	60	8.0-33	5.0-27	1	1-0	1-2	0	3	0	3-3	0	0	0	27
10/01	USF *	46	42	88	6.0-26	1.0-11	0	0-0	0-0	0	4	0	3-2	0	0	0	20
10/08	at UConn *	45	16	61	6.0-7	2.0-3	1	0-0	2-38	1	3	0	0-0	0	0	0	9
10/22	EAST CAROLINA *	42	54	96	4.0-13	0.0-0	2	1-0	2-35	1	4	0	4-4	0	0	0	31
10/29	at Temple *																
11/05	BYU *																
11/12	at UCF *																
11/18	MEMPHIS *																
11/25	at Tulsa *																
	Totals	277	282	559	42.0-141	14.0-80	8	4-53	14-208	7	27	0	19-17	0	1	0	169
	Opponent	260	272	532	32.0-122	13.0-81	5	4-0	10-125	4	29	1	19-19	0	0	1	171

Date	Opponent	PUNTING							FIELD GOALS			KICKOFFS						
		No	Yds	Avg	Long	Blkd	TB	FC	50+	I20	Att-Made	Lg	Blkd	No	Yds	Avg	TB	OB
09/01	UT MARTIN	3	116	38.7	41	0	0	2	0	0	1-0	0	0	5	320	64.0	1	0
09/10	at Purdue	5	203	40.6	49	0	0	3	0	1	1-1	26	0	7	412	58.9	2	2
09/15	HOUSTON *	8	335	41.9	55	0	0	5	1	4	1-1	37	0	5	295	59.0	1	0
09/24	MIAMI (OHIO)	3	117	39.0	47	0	0	2	0	1	3-2	28	0	6	346	57.7	1	0
10/01	USF *	6	252	42.0	52	0	1	0	1	2	1-0	0	0	4	231	57.8	1	0
10/08	at UConn *	5	190	38.0	44	0	1	4	0	2	3-3	43	0	4	257	64.2	2	0
10/22	EAST CAROLINA *	6	225	37.5	48	0	0	5	0	4	2-1	42	1	6	355	59.2	1	0
10/29	at Temple *																	
11/05	BYU *																	
11/12	at UCF *																	
11/18	MEMPHIS *																	
11/25	at Tulsa *																	
	Totals	36	1438	39.9	55	0	2	21	2	14	12-8	43	1	37	2216	59.9	9	2
	Opponent	32	1176	36.8	49	0	0	8	0	17	12-8	37	0	36	2241	62.2	15	0

2016 UNIVERSITY OF CINCINNATI FOOTBALL

2016 OPPONENT GAME-BY-GAME STATISTICS

Date	Opponent	RUSHING				RECEIVING				PASSING				KICK RET				PUNT RET				TOT
		No.	Yds	TD	Lg	No.	Yds	TD	Lg	Cmp-Att-Int	Yds	TD	Lg	No	Yds	TD	Lg	No	Yds	TD	Lg	OFF
09/01	UT MARTIN	49	177	0	34	12	146	1	23	12-26-2	146	1	23	4	67	0	25	1	5	0	5	323
09/10	at Purdue	25	103	1	20	32	401	2	36	32-57-5	401	2	36	3	39	0	15	1	5	0	5	504
09/15	HOUSTON *	57	180	2	14	24	326	1	39	24-36-2	326	1	39	4	108	0	56	1	8	0	8	506
09/24	MIAMI (OHIO)	30	65	0	20	13	248	2	58	13-24-1	248	2	58	5	156	0	94	0	0	0	0	313
10/01	USF *	48	226	5	49	22	228	0	28	22-33-0	228	0	28	3	64	0	38	3	27	0	10	454
10/08	at UConn *	41	188	0	67	18	224	2	59	18-33-2	224	2	59	2	35	0	19	0	0	0	0	412
10/22	EAST CAROLINA *	44	221	0	15	28	283	2	39	28-43-2	283	2	39	4	76	0	22	0	0	0	0	504
10/29	at Temple *																					
11/05	BYU *																					
11/12	at UCF *																					
11/18	MEMPHIS *																					
11/25	at Tulsa *																					
OPPONENT TOTALS		294	1160	8	67	149	1856	10	59	149-252-14	1856	10	59	25	545	0	94	6	45	0	10	3016
CINCINNATI		246	914	8	79	162	1989	12	61	162-280-10	1989	12	61	21	399	0	39	7	19	0	4	2903

Date	Opponent	TACKLES			TFL-Yds	SACKS	FUMBLE		PASS			BLKD	KICKS	XPTS			Pts
		Solo	Ast	Total		No-Yds	FF	FR-Yds	Int-Yds	QBH	Brk	Kick	Att-Mad	Run	Rcv	Saf	
09/01	UT MARTIN	26	52	78	6.0-24	1.0-8	2	2-0	1-0	1	5	0	1-1	0	0	0	7
09/10	at Purdue	46	22	68	3.0-7	1.0-4	0	0-0	0-0	0	2	0	2-2	0	0	0	20
09/15	HOUSTON *	33	32	65	5.0-24	3.0-21	0	0-0	3-102	0	6	0	5-5	0	0	1	40
09/24	MIAMI (OHIO)	49	44	93	4.0-21	3.0-20	1	1-0	2-0	0	2	0	2-2	0	0	0	20
10/01	USF *	39	46	85	7.0-25	2.0-15	2	1-0	3-17	0	3	0	6-6	0	0	0	45
10/08	at UConn *	39	18	57	5.0-16	3.0-13	0	0-0	1-6	3	8	0	2-2	0	0	0	20
10/22	EAST CAROLINA *	28	58	86	2.0-5	0.0-0	0	0-0	0-0	0	3	1	1-1	0	0	0	19
10/29	at Temple *																
11/05	BYU *																
11/12	at UCF *																
11/18	MEMPHIS *																
11/25	at Tulsa *																
OPPONENT TOTALS		232	214	446	30.0-117	13.0-81	5	4-0	10-125	4	26	0	18-18	0	0	1	152
CINCINNATI		277	282	559	42.0-141	14.0-80	8	4-53	14-208	7	27	0	19-17	0	1	0	169

Date	Opponent	PUNTING							FIELD GOALS			KICKOFFS						
		No	Yds	Avg	Long	Blkd	TB	FC	50+	I20	Att-Made	Lg	Blkd	No	Yds	Avg	TB	OB
09/01	UT MARTIN	3	118	39.3	43	0	0	0	0	2	2-0	0	0	2	103	51.5	0	0
09/10	at Purdue	3	95	31.7	40	0	0	0	0	2	1-0	0	0	4	246	61.5	2	0
09/15	HOUSTON *	6	208	34.7	41	0	0	4	0	4	1-1	32	0	7	449	64.1	5	0
09/24	MIAMI (OHIO)	6	212	35.3	49	0	0	1	0	2	2-2	35	0	5	322	64.4	1	0
10/01	USF *	6	238	39.7	49	0	0	1	0	3	1-1	26	0	8	476	59.5	2	0
10/08	at UConn *	4	157	39.2	45	0	0	2	0	3	3-2	30	0	5	325	65.0	4	0
10/22	EAST CAROLINA *	4	148	37.0	40	0	0	0	0	1	2-2	37	0	5	320	64.0	1	0
10/29	at Temple *																	
11/05	BYU *																	
11/12	at UCF *																	
11/18	MEMPHIS *																	
11/25	at Tulsa *																	
OPPONENT TOTALS		32	1176	36.8	49	0	0	8	0	17	12-8	37	0	36	2241	62.2	15	0
CINCINNATI		36	1438	39.9	55	0	2	21	2	14	12-8	43	1	37	2216	59.9	9	2

2016 UNIVERSITY OF CINCINNATI FOOTBALL

2016 GAME-BY-GAME STATISTICS

OFFENSE

PASSING

#8 MOORE, Hayden	Att	Comp	Int	Pct	Yards	TD	Long	Sack	Yds	Effic
UT Martin	34	21	1	61.8	260	2	47	1	8	139.5
Purdue	32	19	0	59.4	250	3	29	1	4	155.9
Houston	37	21	2	56.8	275	2	61	3	21	126.2
UConn	56	29	1	51.8	315	0	27	3	13	95.5
TOTALS	159	90	4	56.6	1100	7	61	8	46	124.2

#12 TRAIL, Ross	Att	Comp	Int	Pct	Yards	TD	Long	Sack	Yds	Effic
Houston	2	1	1	50.0	2	0	2	0	0	-41.6
Miami (Ohio)	38	25	2	65.8	276	0	36	3	20	116.3
USF	30	20	3	66.7	216	1	28	2	15	118.1
TOTALS	70	46	6	65.7	494	1	36	5	35	112.6

#11 KIEL, Gunner	Att	Comp	Int	Pct	Yards	TD	Long	Sack	Yds	Effic
USF	11	3	0	27.3	47	0	32	0	0	63.2
East Carolina	40	23	0	57.5	348	4	54	0	0	163.6
Temple	27	15	0	55.6	119	2	19	1	8	117.0
TOTALS	78	41	0	52.6	514	6	54	1	8	133.3

RUSHING

PLAYER	No-Yds/TD	UTM	PUR	HOU	MIAOH	USF	UCONN	ECU	TEM	BYU	UCF	MEM	TUL
GREEN, Tion RB	102-477/2	16-97/0	16-53/0	8-14/0	18-83/1	12-98/1	6-15/0	15-71/0	11-46/0				
BOONE, Mike RB	103-366/2	12-35/1	18-78/0	12-29/0	19-74/1	13-31/0	6-7/0	14-88/0	9-24/0				
LEWIS, Kahlil WR	5-90/0	1--5/0	1-79/0	-	-	1-3/0	2-13/0	-	-				
MOORE, Hayden QB	24-27/2	5-13/0	8-58/2	4--14/0	DNP	DNP	7--30/0	DNP	DNP				
BANSCHBACH, C. RB	4-17/0	-	-	-	2-11/0	2-6/0	-	-	-				
KIEL, Gunner QB	5-12/0	DNP	DNP	-	DNP	1-5/0	DNP	2-10/0	2--3/0				
TRAIL, Ross QB	16-7/2	DNP	DNP	1-1/0	9-19/1	6--13/1	DNP	DNP	DNP				
GRAY, Devin WR	1-3/0	-	-	-	-	-	-	1-3/0	-				
DEGUARA, Josiah TE	1--2/0	-	1--2/0	-	-	-	-	-	-				

RECEIVING

PLAYER	No-Yds/TD	UTM	PUR	HOU	MIAOH	USF	UCONN	ECU	TEM	BYU	UCF	MEM	TUL
GRAY, Devin WR	39-563/3	5-111/0	4-56/0	4-97/1	5-67/0	2-13/0	9-98/0	6-98/0	4-23/2				
LEWIS, Kahlil WR	37-474/5	2-16/1	2-32/0	3-29/0	6-88/0	5-77/1	6-57/0	11-150/3	2-25/0				
COLE, Nate WR	43-424/4	6-64/1	6-81/2	9-60/1	2-10/0	7-73/0	5-76/0	3-28/0	5-32/0				
BOONE, Mike RB	19-238/0	-	2-22/0	2-37/0	4-34/0	5-50/0	3-23/0	1-54/0	2-18/0				
JOHNSON, Avery WR	7-117/0	2-38/0	-	2-20/0	1-16/0	1-28/0	1-15/0	DNP	DNP				
GREEN, Tion RB	16-106/0	2-11/0	4-39/0	1-6/0	4-18/0	2-9/0	1-3/0	1-4/0	1-16/0				
COGSWELL, Tyler TE	2-42/0	-	-	-	1-29/0	1-13/0	-	-	-				
DOWDY, DJ TE	3-39/2	-	1-20/1	-	-	-	-	1-14/1	1-5/0				
DEGUARA, Josiah TE	2-32/0	-	-	1-28/0	1-4/0	-	-	-	-				
JOHNSON, T. WR	2-27/0	DNP	-	-	-	DNP	2-27/0	-	-				
BEARD, Brayden WR	3-20/0	2-10/0	-	-	1-10/0	-	-	-	-				
GEDDIS, Thomas WR	2-15/0	1-4/0	DNP	DNP	DNP	-	1-11/0	DNP	-				
ROLLINS, Jerron WR	2-11/0	1-6/0	-	-	DNP	-	1-5/0	-	-				

2016 UNIVERSITY OF CINCINNATI FOOTBALL

2016 GAME-BY-GAME STATISTICS

ALL-PURPOSE YARDS	TOTAL	UTM	PUR	HOU	MIAOH	USF	UCONN	ECU	TEM	BYU	UCF	MEM	TUL
BOONE, Mike	1073	35	119	114	185	195	48	216	161				
GREEN, Tion	621	108	92	20	101	107	18	75	100				
LEWIS, Kahlil	598	28	111	29	88	97	70	150	25				
GRAY, Devin	581	111	56	97	67	13	98	101	38				
COLE, Nate	424	64	81	60	10	73	76	28	32				
GILBERT, Tyrell	119	58	26	-	-	-	-	35	-				
JOHNSON, Avery	117	38	-	20	16	28	15	DNP	DNP				
BEARD, Brayden	63	20	7	-	15	4	-	8	9				
THOMAS, Alex	47	-	-	22	-	-	25	-	-				
COGSWELL, Tyler	42	-	-	-	29	13	-	-	-				
DOWDY, DJ	39	-	20	-	-	-	-	14	5				
DEGUARA, Josiah	30	-	-2	28	4	-	-	-	-				
JOHNSON, T.	27	DNP	-	-	-	DNP	27	-	-				
MOORE, Hayden	27	13	58	-14	DNP	DNP	-30	DNP	DNP				
TYSON, Mike	27	-	27	-	-	-	-	-	DNP				
GEDDIS, Thomas	15	4	DNP	DNP	DNP	-	11	DNP	-				
KIEL, Gunner	12	DNP	DNP	-	DNP	5	DNP	10	-3				
BANSCHBACH, C.	12	-	-	-	11	6	-	-	-5				
ROLLINS, Jerron	11	6	-	-	DNP	-	5	-	-				
COLEMAN, Grant	11	-	-	11	-	-	-	-	-				
TRAIL, Ross	7	DNP	DNP	1	19	-13	DNP	DNP	DNP				
STEPHENS, L.	6	-7	-	-	-	-	13	-	-				
BROUGHTON, C.	-2	-	-	-	-2	-	-	-	-				
INT RETURNS	TOTAL	UTM	PUR	HOU	MIAOH	USF	UCONN	ECU	TEM	BYU	UCF	MEM	TUL
THOMAS, Alex	4-47	-	1-0	1-22	-	-	1-25	1-0	-				
TYSON, Mike	3-27	-	3-27	-	-	-	-	-	DNP				
GILBERT, Tyrell	3-119	1-58	1-26	-	-	-	-	1-35	-				
STEPHENS, L.	2-6	1--7	-	-	-	-	1-13	-	-				
COLEMAN, Grant	1-11	-	-	1-11	-	-	-	-	-				
BROUGHTON, C.	1--2	-	-	-	1--2	-	-	-	-				
KICK RETURNS	TOTAL	UTM	PUR	HOU	MIAOH	USF	UCONN	ECU	TEM	BYU	UCF	MEM	TUL
BOONE, Mike	20-469	-	1-19	2-48	4-77	5-114	1-18	4-74	3-119				
GREEN, Tion	2-38	-	-	-	-	-	-	-	2-38				
LEWIS, Kahlil	2-34	1-17	-	-	-	1-17	-	-	-				
BEARD, Brayden	2-15	1-10	1-5	-	-	-	-	-	-				
BANSCHBACH, C.	1--5	-	-	-	-	-	-	-	1--5				
PUNT RETURNS	TOTAL	UTM	PUR	HOU	MIAOH	USF	UCONN	ECU	TEM	BYU	UCF	MEM	TUL
BEARD, Brayden	8-28	-	1-2	-	2-5	1-4	-	3-8	1-9				
GRAY, Devin	1-15	-	-	-	-	-	-	-	1-15				
FUMBLES FORCED	TOTAL	UTM	PUR	HOU	MIAOH	USF	UCONN	ECU	TEM	BYU	UCF	MEM	TUL
GILBERT, Tyrell	2	-	-	-	-	-	-	1	1				
COPELAND, M.	2	-	1	-	1	-	-	-	-				
MINOR, Jaylyn	1	DNP	DNP	1	-	-	-	-	-				
COLEMAN, Grant	1	-	-	-	-	-	1	-	-				
JACOBS, Carter	1	-	-	1	DNP	-	-	-	-				
WILSON, Mark	1	-	-	1	-	-	-	-	-				
MOUHON, Kevin	1	-	-	-	-	-	-	1	-				
FUMBLES RECOVERED	TOTAL	UTM	PUR	HOU	MIAOH	USF	UCONN	ECU	TEM	BYU	UCF	MEM	TUL
GILBERT, Tyrell	1	-	-	-	-	-	-	-	1				
COLEMAN, Grant	1	-	-	1	-	-	-	-	-				
WILSON, Mark	1	-	-	-	1	-	-	-	-				
PACE, Alex	1	1	-	-	-	-	-	-	-				
WILSON, Eric	1	-	-	-	-	-	-	1	-				
FUMBLE RETURNS	TOTAL	UTM	PUR	HOU	MIAOH	USF	UCONN	ECU	TEM	BYU	UCF	MEM	TUL
COLEMAN, Grant	1-53	-	-	1-53	-	-	-	-	-				

2016 UNIVERSITY OF CINCINNATI FOOTBALL

2016 GAME-BY-GAME STATISTICS

TOTAL TACKLES	UA-A	TOT	UTM	PUR	HOU	MIAOH	USF	UCONN	ECU	TEM	BYU	UCF	MEM	TUL
WILSON, Eric LB	45-43	88	5-10	7-2	4-7	3-4	5-7	9-2	7-9	5-2				
KINARD, Antonio LB	27-34	61	0-3	3-2	6-12	1-6	4-1	6-1	3-8	4-1				
EDWARDS, Zach S	32-21	53	5-7	2-0	-	DNP	5-3	6-3	8-5	6-3				
GILBERT, Tyrell S	24-16	40	3-6	5-0	1-1	0-2	4-3	3-1	4-3	4-0				
COPELAND, M. DT	14-19	33	1-4	1-1	0-3	2-2	1-4	1-0	0-5	8-0				
BROUGHTON, C. DT	16-14	30	0-2	3-0	1-3	3-1	2-3	3-1	1-3	3-1				
MOUHON, Kevin DE	18-12	30	0-3	3-1	3-2	1-0	4-0	1-2	3-2	3-2				
TYSON, Mike S	16-11	27	0-1	1-1	5-2	0-2	4-4	4-1	2-0	DNP				
STEPHENS, L. CB	17-7	24	4-3	3-0	4-0	-	3-2	0-1	2-1	1-0				
CLEMENTS, Malik CB	11-11	22	-	-	0-1	5-4	2-5	-	2-0	2-1				
WILSON, Mark DE	7-14	21	0-3	-	2-6	0-1	-	2-0	2-4	1-0				
COLEMAN, Grant CB	14-7	21	1-1	2-1	2-1	2-1	2-1	2-1	3-1	-				
PACE, Alex DT	11-9	20	1-1	2-1	0-4	1-0	1-1	2-1	0-1	4-0				
FITZ, Kimoni DE	10-10	20	2-2	1-1	2-1	0-2	0-1	2-1	1-2	2-0				
YOUNG, Perry	11-8	19	-	-	0-2	-	0-2	-	1-2	10-2				
MINOR, Jaylyn LB	8-9	17	DNP	DNP	2-5	1-2	1-0	1-0	-	3-2				
JACOBS, Carter S	8-9	17	1-1	6-1	1-7	DNP	-	-	-	-				
BRAZILE, Landon DE	4-12	16	1-2	-	0-2	1-1	1-4	0-1	1-2	-				
THOMAS, Alex CB	10-6	16	1-2	2-0	3-2	1-0	1-0	2-0	0-2	-				
PIERCE, Davin S	7-2	9	0-1	-	1-0	4-1	1-0	1-0	-	-				
JENKINSON, B. LB	2-6	8	2-6	-	DNP	DNP	DNP	DNP	DNP	DNP				
TONGAMOA, Sione DT	4-4	8	DNP	DNP	2-1	1-0	1-0	-	0-3	-				
WRIGHT, Bryan DE	3-3	6	DNP	1-1	0-1	DNP	0-1	DNP	DNP	2-0				
MURPHY, Chris CB	3-2	5	-	-	-	0-1	1-0	-	0-1	2-0				
BURTON, Chris DT	2-1	3	1-1	-	-	-	-	-	1-0	-				
JOHNSON, Lyndon DT	3-0	3	DNP	-	2-0	DNP	1-0	DNP	DNP	DNP				
DRAPER, Matthew LB	1-2	3	DNP	DNP	DNP	0-2	-	-	1-0	-				
ASHWORTH, C. DE	2-0	2	-	DNP	DNP	DNP	DNP	DNP	DNP	2-0				
COLE, Nate	1-1	2	-	-	0-1	1-0	-	-	-	-				
GREEN, Tion	1-1	2	-	1-1	-	-	-	-	-	-				
BUCKLEY, D.	1-1	2	-	1-1	-	-	-	-	-	-				
BANSCHBACH, C.	2-0	2	-	2-0	-	-	-	-	-	-				
BRUSCIANELLI, F LB	0-1	1	0-1	DNP	DNP	DNP	DNP	-	DNP	DNP				
JONES, Ryan	1-0	1	-	-	-	-	1-0	-	-	-				
COGSWELL, Tyler	1-0	1	-	-	-	-	1-0	-	-	-				
BEARD, Brayden	1-0	1	-	-	-	1-0	-	-	-	-				
VINCENT, Jon	1-0	1	1-0	-	-	-	-	-	-	-				

2016 UNIVERSITY OF CINCINNATI FOOTBALL

2016 GAME-BY-GAME STATISTICS

TFLs	UA-A	TOT	UTM	PUR	HOU	MIAOH	USF	UCONN	ECU	TEM	BYU	UCF	MEM	TUL
MOUHON, Kevin DE	7-4	9.0	1.0-3	1.0-1	1.0-2	1.0-1	3.0-11	0.5-1	-	1.5-4				
WILSON, Eric LB	4-4	6.0	3.0-16	0.5-1	-	1.0-3	-	1.0-1	-	0.5-1				
PACE, Alex DT	5-2	6.0	1.0-2	1.0-2	0.5-3	-	1.0-11	1.5-1	-	1.0-1				
KINARD, Antonio LB	5-2	6.0	-	-	1.0-9	1.5-7	-	-	1.5-7	2.0-2				
BROUGHTON, C. DT	3-2	4.0	0.5-2	1.0-1	0.5-2	-	-	-	1.0-3	1.0-16				
COPELAND, M. DT	3-1	3.5	0.5-1	-	-	2.0-10	-	-	-	1.0-1				
TYSON, Mike S	3-1	3.5	-	0.5-0	1.0-4	-	2.0-4	-	-	DNP				
EDWARDS, Zach S	2-0	2.0	-	-	-	DNP	-	1.0-2	1.0-2	-				
WILSON, Mark DE	2-0	2.0	-	-	1.0-1	-	-	1.0-1	-	-				
FITZ, Kimoni DE	1-2	2.0	1.5-4	-	-	0.5-4	-	-	-	-				
WRIGHT, Bryan DE	1-0	1.0	DNP	-	-	DNP	-	DNP	DNP	1.0-4				
PIERCE, Davin S	1-0	1.0	-	-	-	1.0-6	-	-	-	-				
YOUNG, Perry	1-0	1.0	-	-	-	-	-	-	-	1.0-1				
MINOR, Jaylyn LB	1-0	1.0	DNP	DNP	-	1.0-2	-	-	-	-				
COLEMAN, Grant CB	1-0	1.0	-	-	-	-	-	1.0-1	-	-				
TONGAMOA, Sione DT	1-0	1.0	DNP	DNP	1.0-8	-	-	-	-	-				
ASHWORTH, C. DE	1-0	1.0	-	DNP	DNP	DNP	DNP	DNP	DNP	1.0-8				
BRAZILE, Landon DE	0-1	0.5	-	-	-	-	-	-	0.5-1	-				
JENKINSON, B. LB	0-1	0.5	0.5-0	-	DNP	DNP	DNP	DNP	DNP	DNP				

SACKS	UA-A	TOT	UTM	PUR	HOU	MIAOH	USF	UCONN	ECU	TEM	BYU	UCF	MEM	TUL
WILSON, Eric LB	3-0	3.0	2.0-14	-	-	1.0-3	-	-	-	-				
KINARD, Antonio LB	1-1	1.5	-	-	1.0-9	0.5-4	-	-	-	-				
FITZ, Kimoni DE	1-1	1.5	1.0-3	-	-	0.5-4	-	-	-	-				
BROUGHTON, C. DT	1-1	1.5	-	-	0.5-2	-	-	-	-	1.0-16				
PACE, Alex DT	1-1	1.5	-	-	0.5-3	-	1.0-11	-	-	-				
ASHWORTH, C. DE	1-0	1.0	-	DNP	DNP	DNP	DNP	DNP	DNP	1.0-8				
COPELAND, M. DT	1-0	1.0	-	-	-	1.0-9	-	-	-	-				
WILSON, Mark DE	1-0	1.0	-	-	-	-	-	1.0-1	-	-				
PIERCE, Davin S	1-0	1.0	-	-	-	1.0-6	-	-	-	-				
MOUHON, Kevin DE	1-0	1.0	-	-	-	1.0-1	-	-	-	-				
TONGAMOA, Sione DT	1-0	1.0	DNP	DNP	1.0-8	-	-	-	-	-				
EDWARDS, Zach S	1-0	1.0	-	-	-	DNP	-	1.0-2	-	-				

CAREER STATISTICS

15 BRAYDEN BEARD

WR | 6-0 | 180 | Fr. | RS | Fredricksburg, Texas/IMG Academy

SINGLE-GAME BESTS

Receptions.....2, UT Martin, 09/01/16
 Receiving yards10, UT Martin, 09/01/16 (2 receptions)
 Long reception13, UT Martin, 09/01/16
 All-purpose yards.....20, UT Martin, 09/01/16
 Punt returns3, East Carolina, 10/22/16
 Punt return yards9, at Temple, 10/29/16 (1 return)
 Long punt return9, at Temple, 10/29/16
 Tackles.....1, at Memphis, 09/24/15 (1-0)

CAREER STATS

Receiving	G	Rec.	Yds.	Avg./R	Long	TD	Avg./G
2015	4	0	0	--	0	0	--
2016	7	3	20	6.7	13	0	2.9
TOTAL	11	3	20	6.7	13	0	1.8

Punt Ret.	G	No	Yards	Yds/Ret	Long	TD	Yds/G
2016	8	2	15	7.5	10	0	1.9
TOTAL	12	2	15	7.5	10	0	1.3

2016 RECEIVING GAME BY GAME

Date	Opponent	No.	Yds.	TD	Long
Sept. 1	UT MARTIN	2	10	0	13
Sept. 24	MIAMI (OHIO)	1	10	0	10

5 MIKE BOONE

RB | 5-10 | 205 | Jr. | 2L | Macclenny, Fla./Baker County

SINGLE-GAME BESTS

Touchdowns.....3, Tulsa, 11/14/15; Houston, 12/06/14
 Rush attempts19, Miami (Ohio), 09/24/16 ; USF, 10/24/14
 Rush yards.....212, USF, 10/24/14 (19 carries)
 Rush TDs.....3, Tulsa, 11/14/15; Houston, 12/06/14
 Long rush.....74, at Miami (Ohio), 09/19/15
 Receptions.....4, Miami (Ohio), 09/24/16
 Receiving yards37, Houston, 09/15/16 (2 receptions)
 Long reception35, Houston, 09/15/16
 All-purpose yards.....212, USF, 10/24/14
 Kick returns6, at USF, 11/20/15
 Kick return yards119, at Temple, 10/29/16 (3 returns)
 Long kick return60, at Temple, 10/29/16

CAREER STATS

Rushing	G	Att	Yards	Yds/Att	Long	TD	Yds/G
2014	9	101	650	6.4	63	9	72.2
2015	11	104	749	7.2	74	9	68.1
2016	8	103	366	3.6	18	2	45.8
TOTAL	28	308	1765	5.7	74	20	63.0

Receiving	G	Rec	Yards	Yds/Rec	Long	TD	Yds/G
2014	9	6	62	10.3	25	0	6.9
2015	11	15	108	7.2	24	0	9.8
2016	8	19	238	12.5	54	0	29.8
TOTAL	28	40	408	10.2	54	0	14.6

Kick Return	G	No	Yards	Yds/Ret	Long	TD	Yds/G
2015	11	17	279	16.4	37	0	25.4
2016	8	20	469	23.4	60	0	58.6
TOTAL	28	37	748	20.2	60	0	26.7

2016 RUSHING GAME BY GAME

Date	Opponent	No.	Yds.	TD	Long
Sept. 1	UT MARTIN	12	43	1	16
Sept. 10	at Purdue	18	78	0	18
Sept. 15	HOUSTON *	12	29	0	10
Sept. 24	MIAMI (OHIO)	19	74	1	18
Oct. 1	USF *	13	31	0	11
Oct. 8	at UConn *	6	7	0	3
Oct. 22	EAST CAROLINA *	14	88	0	14
Oct. 28	at Temple *	9	24	0	9

2015 RUSHING GAME BY GAME

Date	Opponent	No.	Yds.	TD	Long
Sept. 5	ALABAMA AGM	13	86	2	26
Sept. 12	TEMPLE *	6	16	0	7
Sept. 19	at Miami (Ohio)	4	118	1	74
Oct. 16	at BYU	6	53	1	21
Oct. 24	UCONN *	13	117	0	34
Oct. 31	UCF *	3	49	0	32
Nov. 7	at Houston *	6	57	0	23
Nov. 14	Tulsa *	18	137	3	38
Nov. 21	at USF *	8	28	0	8
Nov. 28	at East Carolina *	16	56	1	7
Dec. 24	vs. San Diego State	8	32	1	10

18 TYLER COGSWELL

TE | 6-5 | 254 | Jr. | 1L | Coral Springs, Fla./American Heritage

SINGLE-GAME BESTS

Touchdowns.....1, Miami (Fla.), 10/01/15
 Receptions.....1, 6 times
 Receiving yards29, Miami (Ohio), 09/24/16 (1 reception)
 Receiving TDs1, Miami (Fla.), 10/01/15
 Long reception29, Miami (Ohio), 09/24/16
 Tackles.....1, at BYU, 10/16/15 (1-0)

CAREER STATS

Receiving	G	Rec	Yards	Yds/Rec	Long	TD	Yds/G
2014	7	1	3	3.0	3	0	0.4
2015	13	4	22	5.5	7	1	1.7
2016	8	2	42	21.0	29	0	5.3
TOTAL	28	7	67	9.6	29	1	2.4

2016 RECEIVING GAME BY GAME

Date	Opponent	No.	Yds.	TD	Long
Sept. 24	MIAMI (OHIO)	1	29	0	29
Oct. 1	USF *	1	13	0	13

84 NATE COLE

WR | 6-1 | 202 | Sr. | 2L | Memphis, Tenn./Mitchell

SINGLE-GAME BESTS

Points scored.....12, at Purdue, 09/10/16
 Touchdowns.....2, at Purdue, 09/10/16
 Receptions.....9, Houston, 09/15/16
 Receiving yards81, at Purdue, 09/10/16 (6 receptions)
 Receiving TDs2, at Purdue, 09/10/16
 Long reception50, at Houston, 11/07/15
 All-purpose yards.....81, at Purdue, 09/10/16
 Tackles.....1, USF, 10/24/14 (1-0); East Carolina, 11/13/14 (0-1)

CAREER STATS

Year	G	Rec.	Yds.	Avg./R	Long	TD	Avg./G
2013	12	4	39	9.8	24	0	3.3
2014	13	15	145	9.7	34	2	11.2
2015	13	19	262	13.8	50	1	20.2
2016	8	43	424	9.9	28	4	53.0
TOTAL	47	81	870	10.7	50	7	18.5

2016 RECEIVING GAME BY GAME

Date	Opponent	No.	Yds.	TD	Long
Sept. 1	UT MARTIN	6	64	1	17
Sept. 10	at Purdue	6	81	2	28
Sept. 15	HOUSTON *	9	60	1	15
Sept. 24	MIAMI (OHIO)	2	10	0	6
Oct. 1	USF *	7	73	0	16
Oct. 8	at UConn *	5	76	0	27
Oct. 22	EAST CAROLINA *	3	28	0	10
Oct. 28	at Temple *	5	32	0	19

2015 RECEIVING GAME BY GAME

Date	Opponent	No.	Yds.	TD	Long
Sept. 5	ALABAMA AGM	2	14	0	12
Sept. 12	TEMPLE *	1	22	0	22
Sept. 19	at Miami (Ohio)	3	44	0	18
Sept. 24	at Memphis *	1	9	0	9
Oct. 16	at BYU	1	15	0	15
Oct. 24	UConn *	2	38	0	21
Oct. 31	UCF *	1	20	0	20
Nov. 7	at Houston *	3	66	1	50
Nov. 14	Tulsa *	2	14	0	8
Nov. 21	at USF *	2	14	0	8
Nov. 28	at East Carolina *	1	6	0	6
Dec. 24	vs. San Diego State	0	0	0	0

83 JOSIAH DEGUARA

TE | 6-3 | 230 | Fr. | RS | Folsom, Calif./Folsom

SINGLE-GAME BESTS

Receptions.....1, Houston, 09/15/16; Miami (Ohio), 09/24/16
 Receiving yards28, Houston, 09/15/16 (1 reception)
 Long reception28, Houston, 09/15/16

CAREER STATS

Receiving	G	Rec	Yards	Yds/Rec	Long	TD	Yds/G
2016	7	2	32	16.0	28	0	5.3
TOTAL	7	2	32	16.0	28	0	5.3

2016 RECEIVING GAME BY GAME

Date	Opponent	No.	Yds.	TD	Long
Sept. 15	HOUSTON *	1	28	0	28
Sept. 24	MIAMI (OHIO)	1	4	0	4

81 DJ DOWDY

TE | 6-4 | 250 | Sr. | 3L | Akron, Ohio/North

SINGLE-GAME BESTS

Touchdowns..... 1, 5 times
 Receptions..... 2, UConn, 10/24/15; UCF, 10/31/15; at USF, 11/20/15
 Receiving yards 55, UConn, 10/24/15 (2 receptions)
 Receiving TDs 1, 4 times
 Long reception 29, UConn, 10/24/15

CAREER STATS

Receiving	G	Rec	Yards	Yds/Rec	Long	TD	Yds/G
2013	11	2	6	3.0	6	0	0.5
2014	13	5	36	7.2	13	0	2.8
2015	13	12	104	8.7	29	3	8.0
2016	8	3	39	13.0	20	2	4.9
TOTAL	45	22	185	8.4	29	5	4.1

2016 RECEIVING GAME BY GAME

Date	Opponent	No.	Yds.	TD	Long
Sept. 10	at Purdue	1	20	1	20
Oct. 22	EAST CAROLINA *	1	14	1	14
Oct. 28	at Temple *	1	5	0	5

85 THOMAS GEDDIS

WR | 6-1 | 167 | Fr. | HS | Pompano Beach, Fla./Blanch Ely

SINGLE-GAME BESTS

Receptions..... 1, UT Martin, 09/01/16
 Receiving yards 4, UT Martin, 09/01/16 (1 reception)
 Long reception 4, UT Martin, 09/01/16
 All-purpose yards..... 4, UT Martin, 09/01/16

CAREER STATS

Year	G	Rec.	Yds.	Avg./R	Long	TD	Avg./G
2016	4	2	15	7.5	11	0	3.8
TOTAL	4	2	15	7.5	11	0	3.8

2016 RECEIVING GAME BY GAME

Date	Opponent	No.	Yds.	TD	Long
Sept. 1	UT MARTIN	12	43	1	16
Oct. 8	at UConn *	1	5	0	5

21 DEVIN GRAY

WR | 6-1 | 177 | Jr. | JC | Reno, Nev./Reed/Sierra College

SINGLE-GAME BESTS

Touchdowns..... 2, at Temple, 10/29/16
 Rush attempts 1, East Carolina, 10/22/16
 Rush yards 3, East Carolina, 10/22/16 (1 carries)
 Long rush 3, East Carolina, 10/22/16
 Receptions..... 9, at UConn, 10/08/16
 Receiving yards 111, UT Martin, 09/01/16 (5 receptions)
 Receiving TDs 2, at Temple, 10/29/16
 Long reception 61, Houston, 09/15/16
 All-purpose yards..... 111, UT Martin, 09/01/16
 Punt returns 1, at Temple, 10/29/16
 Punt return yards 15, at Temple, 10/29/16 (1 returns)
 Long punt return 15, at Temple, 10/29/16

CAREER STATS

Receiving	G	Rec	Yards	Yds/Rec	Long	TD	Yds/G
2016	8	39	563	14.4	61	3	70.4
TOTAL	8	39	563	14.4	61	3	70.4

2016 RECEIVING GAME BY GAME

Date	Opponent	No.	Yds.	TD	Long
Sept. 1	UT MARTIN	5	111	0	47
Sept. 10	at Purdue	4	56	0	29
Sept. 15	HOUSTON *	4	97	1	61
Sept. 24	MIAMI (OHIO)	5	67	0	21
Oct. 1	USF *	2	13	0	9
Oct. 8	at UConn *	9	98	0	20
Oct. 22	EAST CAROLINA *	6	98	0	27
Oct. 28	at Temple *	4	23	2	10

7 TION GREEN

RB | 6-0 | 230 | Jr. | 2L | Sanford, Fla./Lake Brantley

SINGLE-GAME BESTS

Rush attempts 19, at Miami (Ohio), 09/19/15
 Rush yards 127, Alabama A&M, 09/05/15 (17 carries)
 Rush TDs 2, three times
 Long rush 41, Miami (Fla.), 10/01/15
 Receptions..... 3, Temple, 09/12/15
 Receiving yards 42, at Houston, 11/07/15 (2 receptions)
 Long reception 28, at Houston, 11/07/15
 Tackles..... 2, at Purdue, 09/10/16 (1-1)

CAREER STATS

Year	G	Att	Yards	Yds/Att	Long	TD	Yds/G
2012	7	16	70	4.4	23	1	10.0
2013	11	91	412	4.5	24	7	37.5
2014	3	28	118	4.2	14	1	39.3
2015	13	151	729	4.8	41	8	56.1
2016	8	102	477	4.7	24	2	59.6
TOTAL	42	388	1806	4.7	41	19	43.0

2016 RUSHING GAME BY GAME

Date	Opponent	No.	Yds.	TD	Long
Sept. 1	UT MARTIN	16	97	0	23
Sept. 10	at Purdue	16	53	0	8
Sept. 15	HOUSTON *	8	14	0	6
Sept. 24	MIAMI (OHIO)	18	83	1	18
Oct. 1	USF *	12	98	1	24
Oct. 8	at UConn *	6	15	0	7
Oct. 22	EAST CAROLINA *	15	71	0	18
Oct. 28	at Temple *	11	46	0	10

2016 RUSHING GAME BY GAME

Date	Opponent	No.	Yds.	TD	Long
Sept. 5	ALABAMA A&M	17	127	1	25
Sept. 12	TEMPLE *	13	63	1	17
Sept. 19	at Miami (Ohio)	19	66	1	22
Sept. 24	at Memphis *	12	41	0	17
Oct. 1	MIAMI (FLA.)	15	90	0	41
Oct. 16	at BYU	9	30	1	16
Oct. 24	UConn *	14	71	0	17
Oct. 31	UCF *	6	58	1	23
Nov. 7	at Houston *	3	14	0	4
Nov. 14	Tulsa *	12	64	1	12
Nov. 21	at USF *	10	51	2	11
Nov. 28	at East Carolina *	11	26	0	7
Dec. 24	vs. San Diego State	10	32	0	7

CAREER STATISTICS

6 TSHUMBI JOHNSON

WR | 5-11 | 185 | Jr. | 1L | Immokalee, Fla./Immokalee

SINGLE-GAME BESTS

Receptions..... 2, at Memphis, 09/24/15; at UConn, 10/08/16
 Receiving yards 38, UCF, 10/31/15 (1 reception)
 Long reception 38, UCF, 10/31/15
 All-purpose yards..... 38, UCF, 10/31/15
 Tackles..... 1, three times

CAREER STATS

Year	G	Rec.	Yds.	Avg./R	Long	TD	Avg./G
2015	10	4	64	16.0	38	0	6.4
2016	6	2	27	13.5	16	0	4.5
TOTAL	16	6	91	15.2	38	0	5.7

2016 GAME BY GAME

Date	Opponent	No.	Yds.	TD	Long
Oct. 8	at UConn *	2	27	0	16

13 AVERY JOHNSON

WR | 6-2 | 200 | Jr. | TR | Pompano Beach, Fla./Blanche Ely/LSU

SINGLE-GAME BESTS

Receptions..... 2, UT Martin, 09/01/16; Houston, 09/15/16
 Receiving yards 38, UT Martin, 09/01/16 (2 receptions)
 Long reception 28, USF, 10/01/16
 All-purpose yards..... 38, UT Martin, 09/01/16

CAREER STATS

Year	G	Rec.	Yds.	Avg./R	Long	TD	Avg./G
2016	6	7	117	16.7	28	0	19.5
TOTAL	6	7	117	16.7	28	0	19.5

2016 GAME BY GAME

Date	Opponent	No.	Yds.	TD	Long
Sept. 1	UT MARTIN	2	38	0	26
Sept. 15	HOUSTON *	2	20	0	11
Oct. 1	USF *	1	28	0	28

1 KAHLIL LEWIS

WR | 6-0 | 205 | So. | 1L | Miami, Fla./Mirimar

SINGLE-GAME BESTS

Touchdowns..... 3, East Carolina, 10/22/16
 Rush attempts 2, at UConn, 10/08/16
 Rush yards 79, at Purdue, 09/10/16 (1 carries)
 Long rush..... 79, at Purdue, 09/10/16
 Receptions..... 11, East Carolina, 10/22/16
 Receiving yards 150, East Carolina, 10/22/16 (11 receptions)
 Receiving TDs 3, East Carolina, 10/22/16
 Long reception 47, East Carolina, 10/22/16
 All-purpose yards..... 150, East Carolina, 10/22/16
 Kick returns 4, at USF, 11/20/15
 Kick return yards 90, at USF, 11/20/15 (4 returns)
 Long kick return 35, at USF, 11/20/15

CAREER STATS

Receiving	G	Rec	Yards	Yds/Rec	Long	TD	Yds/G
2015	11	3	53	17.7	41	0	4.8
2016	8	37	474	12.8	47	5	59.3
TOTAL	19	40	527	13.2	47	5	27.7

Kick Return	G	No	Yards	Yds/Ret	Long	TD	Yds/G
2015	11	10	199	19.9	35	0	18.1
2016	7	2	34	17.0	17	0	4.3
TOTAL	18	12	233	19.4	35	0	12.3

2016 RECEIVING GAME BY GAME

Date	Opponent	No.	Yds.	TD	Long
Sept. 1	UT MARTIN	2	16	1	13
Sept. 10	at Purdue	2	32	0	19
Sept. 15	HOUSTON *	3	29	0	19
Sept. 24	MIAMI (OHIO)	6	88	0	36
Oct. 1	USF *	5	77	1	32
Oct. 8	at UConn *	6	57	0	14
Oct. 22	EAST CAROLINA *	11	150	3	47
Oct. 28	at Temple *	2	25	0	16

26 JERRON ROLLINS

WR | 6-2 | 193 | Fr. | HS | Miami, Fla./Christopher Columbus

SINGLE-GAME BESTS

Receptions..... 1, UT Martin, 09/01/16
 Receiving yards 6, UT Martin, 09/01/16 (1 reception)
 Long reception 6, UT Martin, 09/01/16
 All-purpose yards..... 6, UT Martin, 09/01/16

CAREER STATS

Year	G	Rec.	Yds.	Avg./R	Long	TD	Avg./G
2016	6	2	11	5.5	6	0	2.2
TOTAL	6	2	11	5.5	6	0	2.2

2016 GAME BY GAME

Date	Opponent	No.	Yds.	TD	Long
Sept. 1	UT MARTIN	1	6	0	6
Oct. 8	at UConn *	1	5	0	5

11 GUNNER KIEL

QB | 6-4 | 225 | Sr. | 2L | Columbus, Ind./East/Notre Dame

SINGLE-GAME BESTS

Rush attempts:	8, Miami (Ohio), 09/20/14
Rush yards:	50, at SMU, 10/18/14 (6 carries)
Rush TDs:	1, three times
Long rush:	24, Toledo, 09/12/14
Pass attempts:	57, at Miami (Fla.), 10/11/14
Pass completions:	31, at Miami (Fla.), 10/11/14
Pass yards:	523, at Houston, 11/07/15
Pass TDs:	6, Toledo, 09/12/14
Had intercepted:	4, Temple, 09/12/15
Long pass:	88, Temple, 09/12/15
Total offense attempts:	61, at Miami (Fla.), 10/11/14 (4 rush, 57 pass)
Total offense yards:	499, at Houston, 11/07/15 (-24 rush, 523 pass)

CAREER STATS

Year	G	Att	Comp	Pct	Yds	Lg	Effic.	TD	Int	Yds/G
2014	13	390	233	0.597	3254	83	149.4	31	13	250.3
2015	2	11	3	0.273	47	32	63.2	0	0	23.5
2016	4	78	41	0.526	514	54	133.3	6	0	128.5
TOTAL	27	784	480	0.612	6545	88	148.8	56	24	242.4

2016 GAME BY GAME

Date	Opponent	Cmp.	Att.	Int.	Yds.	TD	Long	Sac
Oct. 1	USF *	3	11	0	47	0	32	0
Oct. 22	EAST CAROLINA *	23	40	0	348	4	54	0
Oct. 28	at Temple *	15	27	0	119	2	19	1

2015 GAME BY GAME

Date	Opponent	Cmp.	Att.	Int.	Yds.	TD	Long	Sac
Sept. 5	ALABAMA A&M	18	22	0	233	2	47	0
Sept. 12	TEMPLE *	30	52	4	427	2	88	1
Sept. 19	at Miami (Ohio)	15	26	0	145	1	27	1
Sept. 24	at Memphis *	7	11	1	63	0	16	0
Oct. 24	UCONN *	26	35	0	327	2	33	1
Oct. 31	UCF *	15	15	0	319	5	78	0
Nov. 7	at Houston *	28	51	2	523	4	65	3
Nov. 14	Tulsa *	29	42	1	386	2	43	1
Nov. 21	at USF *	8	15	2	84	0	17	1
Nov. 28	at East Carolina *	30	47	1	270	1	25	0

2014 GAME BY GAME

Date	Opponent	Cmp.	Att.	Int.	Yds.	TD	Long	Sac
Sept. 12	TOLEDO	25	37	0	418	6	52	1
Sept. 20	MIAMI (OHIO)	25	39	2	271	4	29	1
Sept. 27	at Ohio State	21	32	0	352	4	83	1
Oct. 4	MEMPHIS *	11	27	1	216	1	80	2
Oct. 11	at Miami (Fla.)	31	57	3	355	3	45	1
Oct. 18	at SMU *	13	20	0	241	1	48	0
Oct. 24	USF *	13	22	0	196	1	38	0
Oct. 31	at Tulane *	0	1	1	0	0	0	0
Nov. 13	EAST CAROLINA *	29	44	3	436	4	66	1
Nov. 22	at UConn *	17	30	1	161	3	22	0
Nov. 29	at Temple *	19	31	0	174	1	31	1
Dec. 6	HOUSTON *	15	24	0	190	2	29	2
Dec. 27	vs. Virginia Tech	14	26	2	244	1	40	2

8 HAYDEN MOORE

QB | 6-3 | 218 | So. | 1L | Clay, Ala./Clay-Chalkville

SINGLE-GAME BESTS

Rush attempts:	20, at BYU, 10/16/15
Rush yards:	58, at Purdue, 09/10/16 (8 carries)
Rush TDs:	2, at Purdue, 09/10/16
Long rush:	23, at Purdue, 09/10/16
Pass attempts:	56, at UConn, 10/08/16
Pass completions:	31, at Memphis, 09/24/15
Pass yards:	557, at Memphis, 09/24/15
Pass TDs:	4, at Memphis, 09/24/15
Had intercepted:	3, vs San Diego State, 12/24/15
Long pass:	68, at Memphis, 09/24/15
Total offense attempts:	63, at UConn, 10/08/16 (7 rush, 56 pass)
Total offense yards:	564, at Memphis, 09/24/15 (7 rush, 557 pass)

CAREER STATS

Year	G	Att	Comp	Pct	Yds	Lg	Effic.	TD	Int	Yds/G
2015	9	224	133	0.594	1885	68	133.5	9	11	209.4
2016	3	103	61	0.592	785	61	139.8	7	3	261.7
TOTAL	12	327	194	0.593	2670	68	135.5	16	14	222.5

2016 GAME BY GAME

Date	Opponent	Cmp.	Att.	Int.	Yds.	TD	Long	Sac
Sept. 1	UT MARTIN	21	34	1	260	2	47	1
Sept. 10	at Purdue	19	32	0	250	3	29	1
Sept. 15	HOUSTON *	21	37	2	277	2	61	3
Oct. 8	at UConn *	26	56	1	315	0	27	3

2015 GAME BY GAME

Date	Opponent	Cmp.	Att.	Int.	Yds.	TD	Long	Sac
Sept. 5	ALABAMA A&M	8	14	0	107	1	35	0
Sept. 19	at Miami (Ohio)	7	14	2	118	0	27	1
Sept. 24	at Memphis *	31	53	2	557	4	68	0
Oct. 1	MIAMI (FLA.)	22	33	1	279	2	52	2
Oct. 16	at BYU	15	30	0	219	0	46	8
Oct. 31	UCF *	11	14	1	154	1	49	0
Nov. 21	at USF *	20	36	2	249	1	54	2
Dec. 24	vs. San Diego State	19	30	3	202	0	47	4

CAREER STATISTICS

12 ROSS TRAIL

QB | 6-3 | 216 | Fr. | RS | Wynne, Ark./Wynne

SINGLE-GAME BESTS

Rush attempts.....	9, Miami (Ohio), 09/24/16
Rush yards.....	19, Miami (Ohio), 09/24/16 (9 carries)
Rush TDs.....	1, Miami (Ohio), 09/24/16
Long rush.....	12, Miami (Ohio), 09/24/16
Pass attempts.....	38, Miami (Ohio), 09/24/16
Pass completions.....	25, Miami (Ohio), 09/24/16
Pass yards.....	276, Miami (Ohio), 09/24/16
Passing TDs.....	1, USF, 10/01/16
Had intercepted.....	2, Miami (Ohio), 09/24/16
Long pass.....	36, Miami (Ohio), 09/24/16

CAREER STATS

Year	G	Att	Comp	Pct	Yds	Lg	Effic.	TD	Int	Yds/G
2016	3	70	46	0.657	494	36	112.6	1	6	164.7
TOTAL	3	70	46	0.657	494	36	112.6	1	6	164.7

2016 GAME BY GAME

Date	Opponent	Cmp.	Att.	Int.	Yds.	TD	Long	Sac
Sept.24	MIAMI (OHIO)	25	38	2	276	0	36	3
Oct. 1	USF *	20	33	3	216	1	28	2

16 JOSH PASLEY

K | 6-0 | 182 | Jr. | SQ | Lenexa, Kansas/DeSoto/Highland CC

SINGLE-GAME BESTS

Points scored.....	9, Miami (Ohio), 09/24/16; at UConn, 10/08/16
Kick PATs.....	3, Miami (Ohio), 09/24/16
Points by kicking.....	9, Miami (Ohio), 09/24/16; at UConn, 10/08/16
Field goals made.....	3, at UConn, 10/08/16
Field goal attempts.....	3, Miami (Ohio), 09/24/16; at UConn, 10/08/16
Longest field goal.....	43, at UConn, 10/08/16

CAREER STATS

Year	FGM-FGA	Pct.	1-19	20-29	30-39	40-49	50+	Lg	PAT
2016	6-10	60.0	0-0	4-5	0-1	2-4	0-0	43	12-15 (.800)
TOTAL	6-10	60.0	0-0	4-5	0-1	2-4	0-0	43	12-15 (.800)

2016 GAME BY GAME

Date	Opponent	PAT-A	FGM-FGA	Lg	Blk
Sept. 1	UT MARTIN	2-3	0-1	0	0
Sept. 24	MIAMI (OHIO)	3-3	2-3	28	0
Oct. 1	USF *	2-3	0-1	0	0
Oct. 8	at UConn *	0-0	3-3	43	0
Oct. 22	EAST CAROLINA *	4-4	1-2	42	1
Oct. 28	at Temple *	1-2	0-0	0	0

16 ANDREW GANTZ

K | 5-9 | 170 | Jr. | 2L | Dayton, Ohio/Centerville

SINGLE-GAME BESTS

Points scored.....16, at Memphis, 09/24/15
 Kick PATs.....7, 4 times
 Points by kicking.....16, at Memphis, 09/24/15
 Field goals made.....4, at Memphis, 09/24/15
 Field goal attempts.....5, at Memphis, 09/24/15
 Longest field goal.....51, Miami (Fla.), 10/01/15

CAREER STATS

Year	FGM-FGA	Pct.	1-19	20-29	30-39	40-49	50+	Lg	PAT
2014	16-20	80.0	0-0	5-5	6-7	5-7	0-1	47	52-54
2015	21-27	77.8	0-0	8-10	6-6	5-6	2-5	51	49-50
2016	2-2	100.0	0-0	1-1	1-1	0-0	0-0	37	6-6
TOTAL	39-49	79.6	0-0	14-16	13-14	10-13	2-6	51	107-110

2016 GAME BY GAME

Date	Opponent	PAT-A	FGM-FGA	Lg	Blk
Sept. 10	at Purdue	5-5	1-1	26	0
Sept. 15	HOUSTON *	2-2	1-1	37	0

2015 GAME BY GAME

Date	Opponent	PAT-A	FGM-FGA	Lg	Blk
Sept. 5	ALABAMA A&M	6-6	1-1	35	0
Sept. 12	TEMPLE *	2-2	2-3	27	0
Sept. 19	at Miami (Ohio)	4-4	3-3	46	0
Sept. 24	at Memphis *	4-4	4-5	49	1
Oct. 1	MIAMI (FLA.)	4-4	2-2	51	0
Oct. 16	at BYU	3-3	1-2	29	1
Oct. 24	UCONN *	4-4	3-4	38	0
Oct. 31	UCF *	7-7	1-1	26	0
Nov. 7	at Houston *	2-2	0-0	n/a	0
Nov. 14	Tulsa *	7-7	0-1	n/a	0
Nov. 21	at USF *	3-3	2-2	44	0
Nov. 28	at East Carolina *	1-2	2-3	50	0
Dec. 24	vs. San Diego State	1-1	0-0	n/a	0

2014 GAME BY GAME

Date	Opponent	PAT-A	FGM-FGA	Lg	Blk
Sept. 12	TOLEDO	7-8	1-1	34	0
Sept. 20	MIAMI (OHIO)	4-4	1-1	21	0
Sept. 27	at Ohio State	4-4	0-0	0	0
Oct. 4	MEMPHIS *	2-2	0-1	0	0
Oct. 11	at Miami (Fla.)	4-4	2-2	46	0
Oct. 18	at SMU *	2-3	3-3	40	0
Oct. 24	USF *	4-4	2-2	23	0
Oct. 31	at Tulane *	5-5	1-1	30	0
Nov. 13	EAST CAROLINA *	6-6	2-2	47	0
Nov. 22	at UConn *	5-5	2-3	44	0
Nov. 29	at Temple *	2-2	0-0	0	0
Dec. 6	HOUSTON *	5-5	1-2	40	0
Dec. 27	vs Virginia Tech	2-2	1-2	25	0

26 SAM GERACI

P | 6-4 | 222 | Jr. | 2L | Cincinnati, Ohio/Moeller

SINGLE-GAME BESTS

Punt attempts.....8, at Temple, 11/29/14, vs. Houston, 9/15/16
 Punt yards.....337, at Temple, 11/29/14 (8 punts)
 Longest punt.....63, at East Carolina, 11/28/15
 Tackles.....1, at UConn, 11/22/14 (0-1); vs Virginia Tech, 12/27/14 (1-0)

CAREER STATS

Year	G	Punts	Yards	Avg.	TB	FC	In20	50+	Blkd	Long
2014	13	51	2007	39.4	5	13	15	7	0	60
2015	13	44	2036	46.3	5	10	21	17	1	63
2016	8	41	1637	39.9	2	25	17	2	1	55
TOTAL	34	136	5680	41.8	12	48	53	26	2	63

2016 GAME BY GAME

Date	Opponent	No.	Yds	Avg	Lg	Blkd	TB	FC	50+	In20
Sept. 1	UT MARTIN	3	116	38.7	41	0	0	2	0	0
Sept. 10	at Purdue	4	179	44.8	49	0	0	3	0	1
Sept. 15	HOUSTON *	8	335	41.9	55	0	0	5	1	4
Sept. 24	MIAMI (OHIO)	3	117	39.0	47	0	0	2	0	1
Oct. 1	USF *	6	252	42.0	52	0	1	0	1	2
Oct. 8	at UConn *	5	190	38.0	44	0	1	4	0	2
Oct. 22	EAST CAROLINA *	6	225	37.5	48	0	0	5	0	4
Oct. 28	at Temple *	6	223	37.2	43	1	0	4	0	3

2015 GAME BY GAME

Date	Opponent	No.	Yds	Avg	Lg	Blkd	TB	FC	50+	In20
Sept. 5	ALABAMA A&M	2	76	38.0	38	0	0	1	0	1
Sept. 12	TEMPLE *	1	40	40.0	40	0	0	0	0	0
Sept. 19	at Miami (Ohio)	5	265	53.0	60	0	1	0	4	2
Sept. 24	at Memphis *	3	134	44.7	54	0	1	1	1	1
Oct. 1	MIAMI (FLA.)	6	276	46.0	62	0	0	0	2	3
Oct. 16	at BYU	7	318	45.4	61	0	1	2	3	2
Oct. 24	UCONN *	2	63	31.5	32	0	3	1	0	1
Nov. 7	at Houston *	4	191	47.8	58	1	1	1	2	2
Nov. 14	Tulsa *	2	78	39.0	39	0	0	1	0	1
Nov. 21	at USF *	3	155	51.7	62	0	0	2	2	1
Nov. 28	at East Carolina *	3	148	49.3	63	0	1	1	1	2
Dec. 24	vs. San Diego State	6	292	48.7	61	0	0	0	2	5

2014 GAME BY GAME

Date	Opponent	No.	Yds	Avg	Lg	Blkd	TB	FC	50+	In20
Sept. 12	TOLEDO	4	153	38.2	48	0	0	0	0	2
Sept. 20	MIAMI (OHIO)	4	154	38.5	54	0	0	1	1	0
Sept. 27	at Ohio State	2	62	31.0	38	0	0	1	0	1
Oct. 4	MEMPHIS *	7	249	35.6	55	0	1	2	1	2
Oct. 11	at Miami (Fla.)	6	239	39.8	60	0	1	2	1	1
Oct. 18	at SMU *	2	65	32.5	39	0	0	0	0	0
Oct. 24	USF *	0	0	0.0	0	0	0	0	0	0
Oct. 31	at Tulane *	3	134	44.7	53	0	0	0	1	1
Nov. 13	EAST CAROLINA *	3	105	35.0	39	0	0	2	0	0
Nov. 22	at UConn *	3	139	46.3	53	0	0	1	1	1
Nov. 29	at Temple *	8	337	42.1	55	0	2	2	2	4
Dec. 6	HOUSTON *	4	159	39.8	45	0	0	2	0	2
Dec. 27	vs Virginia Tech	5	211	42.2	48	0	1	0	0	1

2016 UNIVERSITY OF CINCINNATI FOOTBALL

CAREER STATISTICS

55 CALEB ASHWORTH • DE

Tackles.....2, at Temple, 10/29/16 (2-0)
 Sacks.....1.0, at Temple, 10/29/16 (1-0)
 Tackles for loss.....1.0, at Temple, 10/29/16 (1-0)

DEFENSE	G	S	A	T	S/Y	TFL/Y	FF	FR	PD	I/Y
2016	2	2	0	2	1.0/8	1.0/8	--	--	--	--
TOTAL	2	2	0	2	1.0/8	1.0/8	--	--	--	--

47 LANDON BRAZILE • DE

Tackles.....3, UT Martin, 09/01/16 (1-2); UConn, 10/24/15 (2-1)
 Tackles for loss.....1.0, UConn, 10/24/15 (1-0)
 Pass breakups.....1, East Carolina, 10/22/16

DEFENSE	G	S	A	T	S/Y	TFL/Y	FF	FR	PD	I/Y
2015	6	3	3	6	--	1/1	--	--	--	--
2016	8	4	12	16	--	0.5/1	--	--	1	--
TOTAL	14	7	15	22	--	1.5/2	--	--	1	--

96 CORTEZ BROUGHTON • DT

Interceptions.....1, Miami (Ohio), 09/24/16
 Tackles.....5, three times
 Sacks.....1.0, at Temple, 10/29/16 (1-0)
 Tackles for loss.....1.0, 4 times
 Pass breakups.....1, three times
 Blocked kicks.....1, at USF, 11/20/15

DEFENSE	G	S	A	T	S/Y	TFL/Y	FF	FR	PD	I/Y
2015	12	12	16	28	--	1.5/4	--	--	2	--
2016	8	16	14	30	1.5/18	4/24	--	--	1	1/2
TOTAL	22	28	30	58	1.5/18	5.5/28	--	--	3	1/2

53 FRANKLIN BRUSCIANELLI • LB

Tackles.....2, Alabama A&M, 09/05/15 (1-1)

DEFENSE	G	S	A	T	S/Y	TFL/Y	FF	FR	PD	I/Y
2015	3	1	2	3	--	--	--	--	--	--
2016	2	0	1	1	--	--	--	--	--	--
TOTAL	6	1	3	4	--	--	--	--	--	--

94 CHRIS BURTON • DT

Tackles.....5, twice
 Sacks.....1.0, Toledo, 09/12/14 (1-0)
 Tackles for loss.....1.0, Toledo, 09/12/14 (1-0)

DEFENSE	G	S	A	T	S/Y	TFL/Y	FF	FR	PD	I/Y
2014	13	5	2	7	1/7	1/7	--	--	--	--
2015	11	8	12	20	0.5/3	2/9	--	--	--	--
2016	8	2	1	3	--	--	--	--	--	--
TOTAL	32	15	15	30	1.5/10	3/16	--	--	--	--

24 MALIK CLEMENTS • S

Tackles.....9, Miami (Ohio), 09/24/16 (5-4)
 Fumbles recovered.....1, Tulsa, 11/14/15

DEFENSE	G	S	A	T	S/Y	TFL/Y	FF	FR	PD	I/Y
2015	13	11	12	23	--	0.5/0	--	1	--	--
2016	8	11	11	22	--	--	--	--	--	--
TOTAL	21	22	23	45	--	0.5/0	--	1	--	--

13 GRANT COLEMAN • CB

Interceptions.....1, Houston, 09/15/16
 Long interception return.....11, Houston, 09/15/16
 Tackles.....7, Memphis, 10/04/14 (1-6); at Miami (Fla.), 10/11/14 (6-1)
 Tackles for loss.....2.0, Temple, 09/12/15 (2-0)
 Fumbles forced.....1, Toledo, 09/12/14; at UConn, 10/08/16
 Fumbles recovered.....1, Houston, 09/15/16
 Pass breakups.....1, 5 times

DEFENSE	G	S	A	T	S/Y	TFL/Y	FF	FR	PD	I/Y
2013	6	2	3	5	--	--	--	--	1	--
2014	13	35	21	56	--	1/1	1	--	2	--
2015	4	4	3	7	--	2/3	--	--	2	--
2016	8	14	7	21	--	1/1	1	1	--	1/11
TOTAL	31	55	34	89	--	4/5	2	1	5	1/11

44 MARQUISE COPELAND • DE

Tackles.....8, at Temple, 10/29/16 (8-0)
 Sacks.....1.0, Miami (Ohio), 09/24/16 (1-0)
 Tackles for loss.....2.0, Miami (Ohio), 09/24/16 (2-0)
 Fumbles forced.....1, at Purdue, 09/10/16; Miami (Ohio), 09/24/16
 Pass breakups.....1, East Carolina, 10/22/16

DEFENSE	G	S	A	T	S/Y	TFL/Y	FF	FR	PD	I/Y
2015	10	6	9	15	--	1/1	--	--	--	--
2016	8	14	19	33	1/9	3.5/12	2	--	1	--
TOTAL	18	20	28	48	1/9	4.5/13	2	--	1	--

22 ZACH EDWARDS • S

Interceptions.....1, 7 times
 Long interception return.....29, at Miami (Ohio), 09/19/15
 Tackles.....18, Memphis, 10/04/14 (7-11)
 Tackles for loss.....1.5, vs Virginia Tech, 12/27/14 (1-0)
 Sacks.....1.0, at UConn, 10/08/16 (1-0)
 Fumbles forced.....1, three times
 Fumbles recovered.....1, at Memphis, 10/30/13
 Pass breakups.....3, vs NC Tar Heels, 12/28/13

DEFENSE	G	S	A	T	S/Y	TFL/Y	FF	FR	PD	I/Y
2013	13	43	30	73	--	2.5/4	1	1	7	2/20
2014	13	67	54	121	--	3.5/6	1	--	6	2/14
2015	13	64	30	94	--	4.5/6	1	--	8	3/29
2016	7	32	21	53	1/2	2/4	--	--	2	--
TOTAL	46	206	135	341	1/2	12.5/20	3	1	23	7/63

51 KIMONI FITZ • DE

Tackles.....5, at Houston, 11/07/15 (4-1)
 Sacks.....1.0, UT Martin, 09/01/16 (1-0)
 Tackles for loss.....1.5, UT Martin, 09/01/16 (1-0)

DEFENSE	G	S	A	T	S/Y	TFL/Y	FF	FR	PD	I/Y
2015	11	8	7	15	--	1.5/1	--	--	--	--
2016	8	10	10	20	1.5/7	2/8	--	--	--	--
TOTAL	19	18	17	35	1.5/7	3.5/9	--	--	--	--

42 ANTONIO KINARD • DE

Tackles.....18, Houston, 09/15/16 (6-12)
 Sacks.....1.0, Houston, 09/15/16 (1-0)
 Tackles for loss.....2.0, at Temple, 10/29/16 (2-0)
 Pass breakups.....2, Houston, 09/15/16

DEFENSE	G	S	A	T	S/Y	TFL/Y	FF	FR	PD	I/Y
2015	11	1	8	9	--	--	--	--	--	--
2016	8	27	34	61	1.5/13	6/25	--	--	2	--
TOTAL	19	28	42	70	1.5/13	6/25	--	--	2	--

2 TYRELL GILBERT • S

Touchdowns.....1, UT Martin, 09/01/16
 Interceptions.....1, 4 times
 Long interception return.....58, UT Martin, 09/01/16
 Tackles.....9, UT Martin, 09/01/16 (3-6)
 Tackles for loss.....1.0, at BYU, 10/16/15 (1-0)
 Fumbles forced.....1, East Carolina, 10/22/16; at Temple, 10/29/16
 Fumbles recovered.....1, at Temple, 10/29/16
 Pass breakups.....2, Miami (Fla.), 10/01/15; UCF, 10/31/15

DEFENSE	G	S	A	T	S/Y	TFL/Y	FF	FR	PD	I/Y
2015	13	23	27	50	--	1/1	--	--	6	1/0
2016	8	24	16	40	--	--	2	1	2	3/119
TOTAL	21	47	43	90	--	1/1	2	1	8	4/119

20 CARTER JACOBS • S

Touchdowns.....1, at Miami (Fla.), 10/11/14
 Tackles.....9, UCF, 10/31/15 (2-7)
 Fumbles forced.....1, UConn, 10/24/15, Houston, 9/15/16
 Fumbles recovered.....1, at Miami (Fla.), 10/11/14
 Pass breakups.....1, at Tulane, 10/31/14

DEFENSE	G	S	A	T	S/Y	TFL/Y	FF	FR	PD	I/Y
2014	13	6	3	9	--	--	--	1	1	--
2015	13	21	12	33	--	--	1	--	--	--
2016	7	8	9	17	--	--	1	--	--	--
TOTAL	33	35	24	59	--	--	2	1	1	--

45 BRYCE JENKINSON • LB

Interceptions.....1, at Houston, 11/07/15
 Tackles.....9, at Houston, 11/07/15
 Tackles for loss.....1.0, at Miami (Ohio), 09/19/15 (1-0)
 Sacks.....1.0, UConn, 10/24/15
 Fumbles forced.....1, UConn, 10/24/15
 Pass breakups.....1, at Miami (Ohio), 09/19/15

DEFENSE	G	S	A	T	S/Y	TFL/Y	FF	FR	PD	I/Y
2015	13	30	29	59	1/5	3/8	1	--	1	1/0
2016	2	2	6	8	--	0.5/0	--	--	--	--
TOTAL	15	32	35	67	1/5	3.5/8	1	--	1	1/0

98 LYNDON JOHNSON • DT

Tackles.....3, twice
 Sacks.....1.0, at Memphis, 09/24/15 (1-0)
 Tackles for loss.....1.0, at Memphis, 09/24/15 (1-0)

DEFENSE	G	S	A	T	S/Y	TFL/Y	FF	FR	PD	I/Y
2015	12	4	5	9	1/9	1/9	--	--	--	--
2016	3	3	0	3	--	--	--	--	--	--
TOTAL	15	7	5	12	1/9	1/9	--	--	--	--

33 JAYLYN MINOR • LB

Tackles.....7, Houston, 09/15/16 (2-5)
 Tackles for loss1.0, three times
 Fumbles forced1, Houston, 09/15/16
 Pass breakups1, at BYU, 10/16/15

DEFENSE	G	S	A	T	S/Y	TFL/Y	FF	FR	PD	I/Y
2015	11	18	17	35	--	2.5/8	--	--	1	--
2016	6	8	9	17	--	1/2	1	--	--	--
TOTAL	17	26	26	52	--	3.5/10	1	--	1	--

48 KEVIN MOUHON • DE

Tackles.....5, three times
 Sacks1.0, Miami (Ohio), 09/24/16 (1-0)
 Tackles for loss3.0, USF, 10/01/16 (3-0)
 Fumbles forced1, East Carolina, 10/22/16
 Pass breakups1, Houston, 09/15/16

DEFENSE	G	S	A	T	S/Y	TFL/Y	FF	FR	PD	I/Y
2015	10	12	6	18	--	0.5/1	--	--	--	--
2016	8	18	12	30	1/1	9/23	1	--	1	--
TOTAL	19	30	18	48	1/1	9.5/24	1	--	1	--

30 CHRIS MURPHY • LB

Tackles for loss2.0, at Temple, 10/29/16 (2-0)
 Pass breakups1, UT Martin, 09/01/16

DEFENSE	G	S	A	T	S/Y	TFL/Y	FF	FR	PD	I/Y
2016	8	3	2	5	--	--	--	--	1	--
TOTAL	9	3	2	5	--	--	--	--	1	--

97 NORMAN OGLESBY • DT

Tackles.....1, twice, last at Memphis, 09/24/15
 Sacks1.0, Alabama A&M, 09/05/15 (1-0)
 Tackles for loss1.0, Alabama A&M, 09/05/15 (1-0)

DEFENSE	G	S	A	T	S/Y	TFL/Y	FF	FR	PD	I/Y
2015	3	2	0	2	1/7	1/7	--	--	--	--
2016	1	--	--	--	--	--	--	--	--	--
TOTAL	4	2	0	2	1/7	1/7	--	--	--	--

99 ALEX PACE • DT

Tackles.....4, three times
 Sacks1.0, USF, 10/01/16 (1-0)
 Tackles for loss1.5, at UConn, 10/08/16 (1-0)
 Fumbles forced1, Tulsa, 11/14/15
 Fumbles recovered.....1, UT Martin, 09/01/16
 Pass breakups1, UConn, 10/24/15

DEFENSE	G	S	A	T	S/Y	TFL/Y	FF	FR	PD	I/Y
2013	2	--	--	--	--	--	--	--	--	--
2014	12	6	12	18	--	3/10	--	--	--	--
2015	13	16	11	27	--	4.5/10	1	--	1	--
2016	8	11	9	20	1.5/14	6/20	--	1	--	--
TOTAL	35	33	32	65	1.5/14	13.5/40	1	1	1	--

19 DAVIN PIERCE • CB

Tackles.....5, Miami (Ohio), 09/24/16 (4-1)
 Sacks1.0, Miami (Ohio), 09/24/16 (1-0)
 Tackles for loss1.0, Miami (Ohio), 09/24/16 (1-0)
 Pass breakups1, Miami (Ohio), 09/24/16

DEFENSE	G	S	A	T	S/Y	TFL/Y	FF	FR	PD	I/Y
2016	8	7	2	9	1/6	1/6	--	--	2	--
TOTAL	8	7	2	9	1/6	1/6	--	--	2	--

32 LINDEN STEPHENS • CB

Interceptions1, three times
 Tackles.....6, twice
 Fumbles forced1, at Houston, 11/07/15
 Pass breakups2, East Carolina, 11/13/14

DEFENSE	G	S	A	T	S/Y	TFL/Y	FF	FR	PD	I/Y
2014	13	9	10	19	--	--	--	--	4	1/0
2015	13	28	6	34	--	1/3	1	--	1	2/23
2016	8	17	7	24	--	--	--	--	7	2/6
TOTAL	34	54	23	77	--	1/3	1	--	12	5/29

27 ALEX THOMAS • CB

Interceptions1, four times
 Long interception return25, at UConn, 10/08/16
 Tackles.....6, at Houston, 11/07/15 (4-2)
 Tackles for loss5, UCF, 10/31/15 (0-0); at Houston, 11/07/15 (0-0)
 Pass breakups1, four times

DEFENSE	G	S	A	T	S/Y	TFL/Y	FF	FR	PD	I/Y
2015	9	12	11	23	--	1/1	--	--	1	--
2016	8	10	6	16	--	--	--	--	3	4/47
TOTAL	17	22	17	39	--	1/1	--	--	4	4/47

50 SIONE TONGAMOA • DT

Tackles.....4, at Houston, 11/07/15
 Sacks1.0, four times
 Tackles for loss1.5, at Houston, 11/07/15

DEFENSE	G	S	A	T	S/Y	TFL/Y	FF	FR	PD	I/Y
2015	12	9	11	20	3/19	3.5/20	--	--	--	--
2016	6	4	4	8	1/8	1/8	--	--	--	--
TOTAL	18	13	15	28	4/27	4.5/28	--	--	--	--

5 MIKE TYSON • LB

Interceptions3, at Purdue, 09/10/16
 Long interception return87, UConn, 10/19/13
 Tackles.....9, Memphis, 10/04/14 (3-6)
 Tackles for loss1.0, three times
 Fumbles recovered.....1, Miami (Ohio), 09/20/14
 Pass breakups2, at Miami (Ohio), 09/19/15

DEFENSE	G	S	A	T	S/Y	TFL/Y	FF	FR	PD	I/Y
2013	9	8	10	18	--	0.5/2	--	--	1	2/103
2014	13	14	27	41	--	0.5/1	--	1	1	--
2015	11	21	11	32	--	2/5	--	--	4	--
2016	7	16	11	27	--	3.5/8	--	--	4	3/27
TOTAL	40	59	59	118	--	6.5/16	--	1	10	5/130

41 JON VINCENT • LS

Tackles.....1, UT Martin, 09/01/16 (1-0)

DEFENSE	G	S	A	T	S/Y	TFL/Y	FF	FR	PD	I/Y
2016	8	1	0	1	--	--	--	--	--	--
TOTAL	8	1	0	1	--	--	--	--	--	--

23 ERIC WILSON • LB

Points scored.....6, at Tulane, 10/31/14
 Touchdowns.....1, at Tulane, 10/31/14
 Tackles.....18, at Miami (Ohio), 09/19/15 (9-9)
 Sacks2.0, UT Martin, 09/01/16 (2-0)
 Tackles for loss3.0, UT Martin, 09/01/16 (2-0)
 Fumbles forced1, Temple, 09/12/15; USF, 10/24/14
 Fumbles recovered.....1, 5 times
 Pass breakups1, three times

DEFENSE	G	S	A	T	S/Y	TFL/Y	FF	FR	PD	I/Y
2014	13	18	12	30	--	3.5/33	1	3	--	--
2015	13	51	55	106	--	3.5/6	1	2	2	--
2016	8	45	43	88	3/17	6/22	--	1	2	--
TOTAL	34	114	110	224	3/17	13/61	2	6	4	--

56 MARK WILSON • DE

Tackles.....8, Houston, 09/15/16 (2-6)
 Sacks1.0, 4 times
 Tackles for loss1.0, 8 times
 Fumbles forced1, Houston, 09/15/16
 Fumbles recovered.....1, Miami (Ohio), 09/24/16; at USF, 11/20/15
 Pass breakups1, at Purdue, 09/10/16

DEFENSE	G	S	A	T	S/Y	TFL/Y	FF	FR	PD	I/Y
2014	9	2	1	3	1/8	1/8	--	--	--	--
2015	12	12	8	20	2/9	5.5/19	--	1	--	--
2016	8	7	14	21	1/1	2/2	1	1	1	--
TOTAL	29	21	23	44	4/18	8.5/29	1	2	1	--

95 BRYAN WRIGHT • DT

Tackles.....2, at Purdue, 09/10/16 (1-1); at Temple, 10/29/16 (2-0)
 Tackles for loss1.0, at Temple, 10/29/16 (1-0)

DEFENSE	G	S	A	T	S/Y	TFL/Y	FF	FR	PD	I/Y
2016	4	3	3	6	--	1.0/4	--	--	--	--
TOTAL	4	3	3	6	--	1.0/4	--	--	--	--

46 PERRY YOUNG • LB

Tackles.....12, at Temple, 10/29/16 (10-2)
 Tackles for loss1.0, at Temple, 10/29/16 (1-0)

DEFENSE	G	S	A	T	S/Y	TFL/Y	FF	FR	PD	I/Y
2016	8	11	8	19	--	1.0/1	--	--	--	--
TOTAL	8	11	8	19	--	1.0/1	--	--	--	--

2016 UNIVERSITY OF CINCINNATI FOOTBALL

2016 SUPERLATIVES

// INDIVIDUAL GAME HIGHS

Rushes	19	BOONE, Mike vs Miami (Ohio) (09/24/16)
Yards Rushing	98	GREEN, Tion vs USF (10/01/16)
TD Rushes	2	MOORE, Hayden at Purdue (09/10/16)
Long Rush	79	LEWIS, Kahlil at Purdue (09/10/16)
Pass attempts	56	MOORE, Hayden at UConn (10/08/16)
Pass completions	29	MOORE, Hayden at UConn (10/08/16)
Yards Passing	348	KIEL, Gunner vs East Carolina (10/22/16)
TD Passes	4	KIEL, Gunner vs East Carolina (10/22/16)
Long Pass	61	MOORE, Hayden vs Houston (09/15/16)
Receptions	11	LEWIS, Kahlil vs East Carolina (10/22/16)
Yards Receiving	150	LEWIS, Kahlil vs East Carolina (10/22/16)
TD Receptions	3	LEWIS, Kahlil vs East Carolina (10/22/16)
Long Reception	61	GRAY, Devin vs Houston (09/15/16)
Field Goals	3	PASLEY, Josh at UConn (10/08/16)
Long Field Goal	43	PASLEY, Josh at UConn (10/08/16)
Punts	8	GERACI, Sam vs Houston (09/15/16)
Punting Avg	44.8	GERACI, Sam at Purdue (09/10/16)
Long Punt	55	GERACI, Sam vs Houston (09/15/16)
Punts inside 20	4	twice
Long Punt Return	15	GRAY, Devin at Temple (10/29/16)
Long Kickoff Return	60	BOONE, Mike at Temple (10/29/16)
Tackles	18	KINARD, Antonio vs Houston (09/15/16)
Sacks	2.0	WILSON, Eric vs UT Martin (09/01/16)
Tackles For Loss	3.0	twice
Interceptions	3	TYSON, Mike at Purdue (09/10/16)

// OPPONENT INDIVIDUAL GAME HIGHS

Rushes	26	WARD Jr., Greg. vs Houston (09/15/16)
Yards Rushing	151	THOMAS,Jahad, at Temple (10/29/16)
TD Rushes	2	four times
Long Rush	67	NEWSOME, Arkeel, at UConn (10/08/16)
Pass attempts	57	Blough, David, at Purdue (09/10/16)
Pass completions	32	Blough, David, at Purdue (09/10/16)
Yards Passing	401	Blough, David, at Purdue (09/10/16)
TD Passes	2	five times
Long Pass	59	SHIRREFFS, Bry., at UConn (10/08/16)
Receptions	11	JONES, Zay, vs East Carolina (10/22/16)
Yards Receiving	136	Young, at Purdue (09/10/16)
TD Receptions	2	WILLIAMS, Jimmy, vs East Carolina (10/22/16)
Long Reception	59	BEALS, Tyraiq, at UConn (10/08/16)
Field Goals	2	four times
Long Field Goal	37	PLOWMAN, Davis, vs East Carolina (10/22/16)
Punts	6	three times
Punting Avg	46.3	STARZYK,Alex, at Temple (10/29/16)
Long Punt	51	STARZYK,Alex, at Temple (10/29/16)
Punts inside 20	4	ROY, Dane, vs Houston (09/15/16)
Long Punt Return	10	JOHNSON, D'Erne, vs USF (10/01/16)
Long Kickoff Return	94	THOMAS, Maurice, vs Miami (Ohio) (09/24/16)
Tackles	15	HAGENS, vs UT Martin (09/01/16)
Sacks	2.0	TAYLOR, Steven, vs Houston (09/15/16)
Tackles For Loss	2.0	three times
Interceptions	2	WILSON, Howard, vs Houston (09/15/16)

// TEAM GAME HIGHS

Rushes	49	vs Miami (Ohio) (09/24/16)
Yards Rushing	262	at Purdue (09/10/16)
Yards Per Rush	5.7	at Purdue (09/10/16)
TD Rushes	3	vs Miami (Ohio) (09/24/16)
Pass attempts	56	at UConn (10/08/16)
Pass completions	29	at UConn (10/08/16)
Yards Passing	348	vs East Carolina (10/22/16)
Yards Per Pass	8.7	vs East Carolina (10/22/16)
TD Passes	4	vs East Carolina (10/22/16)
Total Plays	87	vs Miami (Ohio) (09/24/16)
Total Offense	513	vs East Carolina (10/22/16)
Yards Per Play	6.8	vs East Carolina (10/22/16)
Points	38	at Purdue (09/10/16)
Sacks By	5	vs Miami (Ohio) (09/24/16)
First Downs	28	vs Miami (Ohio) (09/24/16)
Penalties	9	vs East Carolina (10/22/16)
Penalty Yards	82	vs East Carolina (10/22/16)
Turnovers	4	vs USF (10/01/16)
Interceptions By	5	at Purdue (09/10/16)
Punts	8	vs Houston (09/15/16)
Punting Avg	42.0	vs USF (10/01/16)
Long Punt	55	vs Houston (09/15/16)
Punts inside 20	4	twice
Long Punt Return	15	at Temple (10/29/16)

// OPPONENT TEAM GAME HIGHS

Rushes	60	at Temple (10/29/16)
Yards Rushing	275	at Temple (10/29/16)
Yards Per Rush	5.0	vs East Carolina (10/22/16)
TD Rushes	5	vs USF (10/01/16)
Pass attempts	57	at Purdue (09/10/16)
Pass completions	32	at Purdue (09/10/16)
Yards Passing	401	at Purdue (09/10/16)
Yards Per Pass	10.5	at Temple (10/29/16)
TD Passes	2	five times
Total Plays	93	vs Houston (09/15/16)
Total Offense	506	vs Houston (09/15/16)
Yards Per Play	6.1	at Purdue (09/10/16)
Points	45	vs USF (10/01/16)
Sacks By	3	three times
First Downs	29	at Purdue (09/10/16)
Penalties	12	vs Miami (Ohio) (09/24/16)
Penalty Yards	107	vs Miami (Ohio) (09/24/16)
Turnovers	5	at Purdue (09/10/16)
Interceptions By	3	twice
Punts	6	three times
Punting Avg	46.3	at Temple (10/29/16)
Long Punt	51	at Temple (10/29/16)
Punts inside 20	4	vs Houston (09/15/16)
Long Punt Return	10	vs USF (10/01/16)

// MISCELLANEOUS STATISTICS

Game	GIVEAWAYS			TAKEAWAYS			+/-	FUMBLES Name No.- Lost	OPENING DRIVES – OFFENSE			OPENING DRIVES – DEFENSE			UC ON COIN FLIPS			
	Fum	Int	Tot	Fum	Int	Tot			Game	1st	2nd	Game	1st	2nd	Game	Result	Score	
UT MARTIN	2	1	3	1	2	3	0	BANSCHBACH, Chad.....	1-1	UT MARTIN	Missed FG	Punt	UT MARTIN	TD	Downs	UT MARTIN	W (Kick)	W, 28-7
at Purdue	0	0	0	0	5	5	+5	BEARD, Brayden WR.....	1-0	at Purdue	Punt	FG	at Purdue	Int.	Punt	at Purdue	L (Rcv'd)	W, 38-20
HOUSTON *	0	3	3	1	2	3	0	COLE, Nate WR.....	1-1	HOUSTON *	Punt	Safety	HOUSTON *	Punt	Punt	HOUSTON *	L (Rcv'd)	L, 40-16
MIAMI (OHIO)	2	1	3	1	1	2	-1	GREEN, Tion RB.....	1-1	MIAMI (OHIO)	Punt	Fumble	MIAMI (OHIO)	Punt	Punt	MIAMI (OHIO)	L (Kick)	W, 27-20
USF *	1	3	4	0	0	0	-4	MOORE, Hayden QB.....	4-1	USF *	Punt	Punt	USF *	FG	Punt	USF *	W (Kick)	L, 45-20
at UConn *	0	1	1	0	2	2	+1	TRAIL, Ross QB.....	2-1	at UConn *	Downs	Punt	at UConn *	Punt	TD	at UConn *	W (Kick)	L, 20-9
ECU *	0	0	0	1	2	3	+3			ECU *	Punt	Punt	ECU *	FG	TD	ECU *	W (Kick)	W, 31-19
at Temple *	2	0	2	1	0	1	-1			at Temple *	Punt	Punt	at Temple *	FG	Punt	at Temple *	L (Rcv'd)	L, 34-13
BYU *										BYU *			BYU *			BYU *		
at UCF *										at UCF *			at UCF *			at UCF *		
MEMPHIS *										MEMPHIS *			MEMPHIS *			MEMPHIS *		
at Tulsa *										at Tulsa *			at Tulsa *			at Tulsa *		

// 500-YARD PASSING GAMES

#11 GUNNER KIEL (1)

Opp	Date	C-A-I	Yards	TD	Long
at Houston	11/08/15	28-51-2	523	4	65

#9 HAYDEN MOORE (1)

Opp	Date	C-A-I	Yards	TD	Long
at Memphis	09/24/15	31-53-2	557	4	68

// 400-YARD PASSING GAMES

#11 GUNNER KIEL (3)

Opp	Date	C-A-I	Yards	TD	Long
Toledo	09/12/14	25-37-0	418	6	52
East Carolina	11/13/14	29-44-3	436	4	66
Temple	09/12/15	30-52-4	427	2	88

// 300-YARD PASSING GAMES

#8 HAYDEN MOORE (1)

Opp	Date	C-A-I	Yards	TD	Long
at UConn	10/08/16	29-56-1	315	0	27

#11 GUNNER KIEL (6)

Opp	Date	C-A-I	Yards	TD	Long
at Ohio State	09/27/14	21-32-0	352	4	83
at Miami (Fla.)	10/11/14	31-57-3	355	3	45
UConn	10/24/15	26-35-0	327	2	33
UCF	10/31/15	15-15-0	319	5	78
Tulsa	11/14/15	29-42-1	386	2	43
East Carolina	10/22/16	23-40-0	348	4	54

// 200-YARD RUSHING GAMES

#27 MIKE BOONE (1)

Opp	Date	Att	Yards	TD	Long
USF	10/24/14	19	212	1	63

// 100-YARD RECEIVING GAMES

#21 DEVIN GRAY (1)

Opp	Date	Rec	Yards	TD	Long
UT Martin	9/01/16	5	111	0	47

#1 KAHLIL LEWIS (1)

Opp	Date	Rec	Yards	TD	Long
East Carolina	10/22/16	11	150	3	47

// 100-YARD RUSHING GAMES

#27 MIKE BOONE (4)

Opp	Date	Att	Yards	TD	Long
at Tulane	10/31/14	15	113	1	33
at Miami (Ohio)	9/19/15	4	118	1	74
UConn	10/24/15	13	117	0	34
Tulsa	11/14/15	18	137	3	38

#7 TION GREEN (1)

Opp	Date	Att	Yards	TD	Long
Alabama A&M	09/05/15	17	127	1	25

2016 UNIVERSITY OF CINCINNATI FOOTBALL

2016 PARTICIPATION

	Name	GP/GS	UTM	PUR	HOU	MIAOH	USF	UCONN	ECU	TEM	BYU	UCF	MEM	TUL
90	ALLONCE, Hakeem	1/-	XXX				
55	ASHWORTH, C.	2/1	XXX	START				
25	BANSCHBACH, C.	8/-	XXX	XXX	XXX	XXX	XXX	XXX	XXX	XXX				
15	BEARD, Brayden	8/-	XXX	XXX	XXX	XXX	XXX	XXX	XXX	XXX				
59	BOND, Deyshawn	8/8	START	START	START	START	START	START	START	START				
5B	BOONE, Mike	8/1	XXX	XXX	XXX	XXX	XXX	XXX	START	XXX				
35	BOOSE, Taylor	2/-	XXX	XXX				
47	BRAZILE, Landon	8/2	XXX	XXX	XXX	XXX	START	START	XXX	XXX				
96	BROUGHTON, C.	8/8	START	START	START	START	START	START	START	START				
53	BRUSCIANELLI, F	2/-	XXX	XXX				
22	BUCKLEY, D.	8/-	XXX	XXX	XXX	XXX	XXX	XXX	XXX	XXX				
94	BURTON, Chris	8/-	XXX	XXX	XXX	XXX	XXX	XXX	XXX	XXX				
74	CALHOUN, K.	1/-	XXX				
72	CAMPBELL, G.	7/-	XXX	XXX	...	XXX	XXX	XXX	XXX	XXX				
24	CLEMENTS, Malik	8/1	XXX	XXX	XXX	START	XXX	XXX	XXX	XXX				
18	COGSWELL, Tyler	8/1	START	XXX	XXX	XXX	XXX	XXX	XXX	XXX				
84	COLE, Nate	8/8	START	START	START	START	START	START	START	START				
13	COLEMAN, Grant	8/8	START	START	START	START	START	START	START	START				
44	COPELAND, M.	8/-	XXX	XXX	XXX	XXX	XXX	XXX	XXX	XXX				
71	CUNNINGHAM, K.	8/8	START	START	START	START	START	START	START	START				
83	DEGUARA, Josiah	8/-	XXX	XXX	XXX	XXX	XXX	XXX	XXX	XXX				
81	DOWDY, DJ	8/7	START	START	START	START	START	START	START	XXX				
37	DRAPER, Matthew	5/-	XXX	XXX	XXX	XXX	XXX				
4	EDWARDS, Zach	7/7	START	START	START	...	START	START	START	START				
51	FITZ, Kimoni	8/5	START	START	START	START	XXX	XXX	START	XXX				
16	GANTZ, Andrew	2/-	...	XXX	XXX				
85	GEDDIS, Thomas	4/-	XXX	XXX	XXX	...	XXX				
26	GERACI, Sam	8/-	XXX	XXX	XXX	XXX	XXX	XXX	XXX	XXX				
2	GILBERT, Tyrell	8/7	START	START	START	START	START	START	START	START				
21	GRAY, Devin	8/8	START	START	START	START	START	START	START	START				
7	GREEN, Tion	8/8	START	START	START	START	START	START	START	START				
20	JACOBS, Carter	7/1	XXX	XXX	XXX	...	XXX	XXX	XXX	START				
78	JAMES, Morgan	7/-	XXX	XXX	...	XXX	XXX	XXX	XXX	XXX				
45	JENKINSON, B.	2/2	START	START				
1J	JOHNSON, Avery	6/-	XXX	XXX	XXX	XXX	XXX	XXX				
98	JOHNSON, Lyndon	3/-	...	XXX	XXX	...	XXX				
6	JOHNSON, T.	6/-	...	XXX	XXX	XXX	...	XXX	XXX	XXX				
9J	JONES, Ryan	8/-	XXX	XXX	XXX	XXX	XXX	XXX	XXX	XXX				
11	KIEL, Gunner	4/2	XXX	...	XXX	...	START	START				
42	KINARD, Antonio	8/5	XXX	XXX	START	START	START	START	START	START				
73	LEAHY, Ryan	8/5	XXX	START	START	START	START	START	XXX	XXX				
1	LEWIS, Kahlil	8/7	XXX	START	START	START	START	START	START	START				
33	MINOR, Jaylyin	6/-	XXX	XXX	XXX	XXX	XXX	XXX				
54	MINOR, Keith	2/2	START	START				
8	MOORE, Hayden	4/4	START	START	START	START				
48	MOUHON, Kevin	8/3	XXX	XXX	XXX	XXX	START	START	XXX	START				
30	MURPHY, Chris	8/2	START	XXX	XXX	XXX	XXX	XXX	XXX	START				
66	NIEHAUS, David	7/-	XXX	XXX	XXX	...	XXX	XXX	XXX	XXX				
97	OGLESBY, Norman	1/-	XXX				
99	PACE, Alex	8/8	START	START	START	START	START	START	START	START				
34	PASLEY, Josh	6/-	XXX	XXX	XXX	XXX	XXX	XXX				
19	PIERCE, Davin	8/-	XXX	XXX	XXX	XXX	XXX	XXX	XXX	XXX				
65	RAY, Idarius	7/6	XXX	...	START	START	START	START	START	START				
2R	ROLLINS, Jerron	7/-	XXX	XXX	XXX	...	XXX	XXX	XXX	XXX				
9	STEPHENS, L.	8/4	START	START	START	XXX	XXX	START	XXX	XXX				
64	STEUR, Will	6/3	START	XXX	XXX	XXX	START	START				
79	STOUT, Ryan	8/8	START	START	START	START	START	START	START	START				
10	THOMAS, Alex	8/4	XXX	XXX	XXX	START	START	XXX	START	START				
50	TONGAMOA, Sione	6/-	XXX	XXX	XXX	XXX	XXX	XXX				
12	TRAIL, Ross	3/2	XXX	START	START				
5	TYSON, Mike	7/6	XXX	START	START	START	START	START	START	...				
41	VINCENT, Jon	8/-	XXX	XXX	XXX	XXX	XXX	XXX	XXX	XXX				
23	WILSON, Eric	8/8	START	START	START	START	START	START	START	START				
56	WILSON, Mark	8/5	START	START	START	START	XXX	XXX	START	XXX				
95	WRIGHT, Bryan	4/-	...	XXX	XXX	...	XXX	XXX				
46	YOUNG, Perry	8/1	XXX	XXX	XXX	XXX	XXX	XXX	XXX	START				

2016 UNIVERSITY OF CINCINNATI FOOTBALL

2016 STARTERS

OFFENSE	LT	LG	C	RG	RT	TE/WR	WR/TE	WR	WR	QB	RB
UT MARTIN	Stout	K. Minor	Bond	Steur	Cunningham	Dowdy	Cogswell	Gray	Lewis	Moore	Green
at Purdue	Stout	K. Minor	Bond	Leahy	Cunningham	Dowdy	Cole	Gray	Lewis	Moore	Green
HOUSTON *	Stout	Ray	Bond	Leahy	Cunningham	Dowdy	Cole	Gray	Lewis	Moore	Green
MIAMI (OHIO)	Stout	Ray	Bond	Leahy	Cunningham	Dowdy	Cole	Gray	Lewis	Trail	Green
USF *	Stout	Ray	Bond	Leahy	Cunningham	Dowdy	Cole	Gray	Lewis	Trail	Green
at UConn *	Stout	Ray	Bond	Leahy	Cunningham	Dowdy	Cole	Gray	Lewis	Moore	Green
EAST CAROLINA *	Stout	Ray	Bond	Steur	Cunningham	Boone (RB)	Cole	Gray	Lewis	Kiel	Green
at Temple *	Stout	Ray	Bond	Steur	Cunningham	Dowdy	Cole	Gray	Lewis	Kiel	Green
BYU *											
at UCF *											
MEMPHIS *											
at Tulsa *											

DEFENSE	DE	DT	DT	DE	WLB	MLB	SLB	CB	S	S	CB
UT MARTIN	M. Wilson	Pace	Broughton	Fitz	E. Wilson	Jenkinson	Murphy	Coleman	Edwards	Gilbert	Stephens
at Purdue	M. Wilson	Pace	Broughton	Fitz	E. Wilson	Jenkinson	Tyson	Coleman	Edwards	Gilbert	Stephens
HOUSTON *	M. Wilson	Pace	Broughton	Fitz	Kinard	E. Wilson	Tyson	Coleman	Edwards	Gilbert	Thomas
MIAMI (OHIO)	M. Wilson	Pace	Broughton	Fitz	Kinard	E. Wilson	Tyson	Coleman	Clements	Gilbert	Thomas
USF *	Mouhon	Pace	Broughton	Brazile	Kinard	E. Wilson	Tyson	Coleman	Edwards	Gilbert	Thomas
at UConn *	Mouhon	Pace	Broughton	Brazile	Kinard	E. Wilson	Tyson	Coleman	Edwards	Gilbert	Thomas
EAST CAROLINA *	M. Wilson	Pace	Broughton	Fitz	Kinard	E. Wilson	Tyson	Coleman	Edwards	Gilbert	Thomas
at Temple *	Mouhon	Pace	Broughton	Ashworth	Young	E. Wilson	Murphy	Coleman	Edwards	Jacobs	Thomas
BYU *											
at UCF *											
MEMPHIS *											
at Tulsa *											

// START CHART

PLAYER	2016	CAR.	CONS.	PLAYER	2016	CAR.	CONS.	PLAYER	2016	CAR.	CONS.
Caleb Ashworth, DE	1	1	1	Devin Gray, WR	8	8	8	Will Steur, OL	3	3	2
Deyshawn Bond, OL	8	41	9	Carter Jacobs, DB	1	1	1	Ryan Stout, OL	8	8	8
Mike Boone, RB	1	2	0	Bryce Jenkinson, LB	2	11	0	Alex Thomas, CB	6	10	6
Landon Brazile, DE	2	3	0	Gunner Kiel, QB	2	24	2	Sione Tongamo, DT	0	3	0
Cortez Broughton, DT	8	19	12	Antonio Kinard, LB	5	5	0	Ross Trail, QB	2	2	0
Malik Clements, S	1	3	0	Ryan Leahy, OL	5	21	0	Mike Tyson, S	6	13	0
Tyler Cogswell, TE	1	1	0	Kahlil Lewis, WR	8	8	8	Eric Wilson, LB	8	20	9
Nate Cole, WR	7	7	7	Jaylyn Minor, LB	1	1	0	Mark Wilson, DE	4	9	0
Grant Coleman, CB	8	24	24	Keith Minor, OL	2	2	0	Perry Young, LB	1	1	1
Marquise Copeland, DE	0	3	0	Hayden Moore	4	7	0				
Korey Cunningham, OL	8	8	8	Chris Murphy, LB	2	2	1				
DJ Dowdy, TE	7	16	1	Kevin Mouhon, DE	3	5	1				
Zach Edwards, DB	7	43	4	David Niehaus, OL	0	1	0				
Kimoni Fitz, DE	5	8	0	Alex Pace, DT	8	20	11				
Tyrell Gilbert, S	6	14	0	Idarius Ray, OL	6	15	6				
Tion Green, RB	8	12	8	Linden Stephens, CB	2	9	0				

2016 UNIVERSITY OF CINCINNATI FOOTBALL

SEASON/CAREER STATS

SEASON STATISTICS

CAREER STATISTICS

RUSHING	GP	Att	Gain	Loss	Net	Avg	TD	Long	Avg/G	GP	Att	Gain	Loss	Net	Avg	TD	Long	Avg/G
GREEN, Tion	8	102	485	8	477	4.7	2	24	59.6	42	388	1875	69	1806	4.7	19	41	43.0
BOONE, Mike	8	103	388	22	366	3.6	2	18	45.8	28	308	1797	32	1765	5.7	20	74	63.0
LEWIS, Kahlil	8	5	95	5	90	18.0	0	79	11.2	19	5	95	5	90	18.0	0	79	4.7
MOORE, Hayden	4	24	96	69	27	1.1	2	23	6.8	13	80	247	198	49	0.6	4	23	3.8
BANSCHBACH, Chad	8	4	17	0	17	4.2	0	8	2.1	24	40	174	4	170	4.2	0	20	7.1
KIEL, Gunner	4	5	20	8	12	2.4	0	6	3.0	27	100	380	199	181	1.8	3	24	6.7
TRAIL, Ross	3	16	47	40	7	0.4	2	12	2.3	3	16	47	40	7	0.4	2	12	2.3
GRAY, Devin	8	1	3	0	3	3.0	0	3	0.4	8	1	3	0	3	3.0	0	3	0.4
Total.....	8	268	1151	170	981	3.7	8	79	122.6									
Opponents.....	8	354	1646	211	1435	4.1	10	67	179.4									

PASSING	GP	Effic	Cmp-Att-Int	Pct	Yds	TD	Lng	Avg/G	GP	Effic	Att-Cmp-Int	Pct	Yds	TD	Lng	Avg/G
MOORE, Hayden	4	124.21	90-159-4	56.6	1100	7	61	275.0	13	129.64	383-223-15	58.2	2985	16	68	229.6
KIEL, Gunner	4	133.30	41-78-0	52.6	514	6	54	128.5	27	148.80	784-480-24	61.2	6545	56	88	242.4
TRAIL, Ross	3	112.57	46-70-6	65.7	494	1	36	164.7	3	112.57	70-46-6	65.7	494	1	36	164.7
GREEN, Tion									34	438.40	1-1-0	100.0	1	1	1	0.0
Total.....	8	123.87	177-307-10	57.7	2108	14	61	263.5								
Opponents.....	8	127.39	161-271-14	59.4	2055	12	59	256.9								

RECEIVING	GP	No.	Yds	Avg	TD	Long	Avg/G	GP	No.	Yds	Avg	TD	Long	Avg/G
COLE, Nate	8	43	424	9.9	4	28	53.0	47	81	870	10.7	7	50	18.5
GRAY, Devin	8	39	563	14.4	3	61	70.4	8	39	563	14.4	3	61	70.4
LEWIS, Kahlil	8	37	474	12.8	5	47	59.2	19	40	527	13.2	5	47	27.7
BOONE, Mike	8	19	238	12.5	0	54	29.8	28	40	408	10.2	0	54	14.6
GREEN, Tion	8	16	106	6.6	0	20	13.2	42	34	234	6.9	0	28	5.6
JOHNSON, Avery	6	7	117	16.7	0	28	19.5	6	7	117	16.7	0	28	19.5
DOWDY, DJ	8	3	39	13.0	2	20	4.9	45	22	185	8.4	5	29	4.1
BEARD, Brayden	8	3	20	6.7	0	13	2.5	12	3	20	6.7	0	13	1.7
COGSWELL, Tyler	8	2	42	21.0	0	29	5.2	28	7	67	9.6	1	29	2.4
DEGUARA, Josiah	8	2	32	16.0	0	28	4.0	8	2	32	16.0	0	28	4.0
JOHNSON, Tshumbi	6	2	27	13.5	0	16	4.5	16	6	91	15.2	0	38	5.7
GEDDIS, Thomas	4	2	15	7.5	0	11	3.8	4	2	15	7.5	0	11	3.8
ROLLINS, Jerron	7	2	11	5.5	0	6	1.6	7	2	11	5.5	0	6	1.6
BANSCHBACH, Chad								16	1	16	16.0	0	16	1.0
Total.....	8	177	2108	11.9	14	61	263.5							
Opponents.....	8	161	2055	12.8	12	59	256.9							

TOTAL OFFENSE	G	Plays	Rush	Pass	Total	Avg/G	G	Plays	Rush	Pass	Total	Avg/G
MOORE, Hayden	4	183	27	1100	1127	281.8	13	463	49	2985	3034	233.4
KIEL, Gunner	4	83	12	514	526	131.5	27	884	181	6545	6726	249.1
TRAIL, Ross	3	86	7	494	501	167.0	3	86	7	494	501	167.0
GREEN, Tion	8	102	477	0	477	59.6	42	389	1806	1	1807	43.0
BOONE, Mike	8	103	366	0	366	45.8	28	308	1765	0	1765	63.0
LEWIS, Kahlil	8	5	90	0	90	11.2	19	5	90	0	90	4.7
BANSCHBACH, Chad	8	4	17	0	17	2.1	24	40	170	0	170	7.1
GRAY, Devin	8	1	3	0	3	0.4	8	1	3	0	3	0.4
DEGUARA, Josiah	8	1	-2	0	-2	-0.2	8	1	-2	0	-2	-0.2
Total.....	8	575	981	2108	3089	386.1						
Opponents.....	8	625	1435	2055	3490	436.2						

2016 UNIVERSITY OF CINCINNATI FOOTBALL

SEASON/CAREER STATS

SEASON STATISTICS

CAREER STATISTICS

SCORING	----- PATs -----																	
	TD	FGs	Kick	Rush	Rcv	Pass	DXP	Saf	Points	TD	FGs	Kick	Rush	Rcv	Pass	DXP	Saf	Points
LEWIS, Kahlil	5	0-0	0-0	0-0	0	0-0	0	0	30	5	0-0	0-0	0-0	0	0-0	0	0	30
PASLEY, Josh	0	6-10	12-15	0-0	0	0-0	0	0	30	0	6-10	12-15	0-0	0	0-0	0	0	30
COLE, Nate	4	0-0	0-0	0-0	0	0-0	0	0	24	7	0-0	0-0	0-0	0	0-0	0	0	42
GRAY, Devin	3	0-0	0-0	0-0	0	0-0	0	0	18	3	0-0	0-0	0-0	0	0-0	0	0	18
DOWDY, DJ	2	0-0	0-0	0-0	1	0-0	0	0	14	5	0-0	0-0	0-0	1	0-0	0	0	32
BOONE, Mike	2	0-0	0-0	0-0	0	0-0	0	0	12	20	0-0	0-0	0-0	0	0-0	0	0	120
MOORE, Hayden	2	0-0	0-0	0-0	0	1-2	0	0	12	4	0-0	0-0	0-0	0	2-4	0	0	24
GANTZ, Andrew	0	2-2	6-6	0-0	0	0-0	0	0	12	0	39-49	107-110	0-0	0	0-0	0	0	224
TRAIL, Ross	2	0-0	0-0	0-0	0	0-0	0	0	12	2	0-0	0-0	0-0	0	0-0	0	0	12
GREEN, Tion	2	0-0	0-0	0-0	0	0-0	0	0	12	19	0-0	0-0	0-0	0	0-0	0	0	114
GILBERT, Tyrell	1	0-0	0-0	0-0	0	0-0	0	0	6	1	0-0	0-0	0-0	0	0-0	0	0	6
KIEL, Gunner										3	0-0	0-0	0-0	1	0-3	0	0	20
COGSWELL, Tyler										1	0-0	0-0	0-0	0	0-0	0	0	6
Total.....	23	8-12	18-21	0-0	1	1-2	0	0	182									
Opponents.....	25	10-14	23-23	0-0	0	0-2	0	1	205									

PUNT RETURNS	No.	Yds	Avg	TD	Long	No.	Yds	Avg	TD	Long
BEARD, Brayden	8	28	3.5	0	9	8	28	3.5	0	9
GRAY, Devin	1	15	15.0	0	15	1	15	15.0	0	15
Total.....	9	43	4.8	0	15					
Opponents.....	6	45	7.5	0	10					

KICK RETURNS	No.	Yds	Avg	TD	Long	No.	Yds	Avg	TD	Long
BOONE, Mike	20	469	23.5	0	60	37	748	20.2	0	60
LEWIS, Kahlil	2	34	17.0	0	17	12	233	19.4	0	35
GREEN, Tion	2	38	19.0	0	21	8	177	22.1	0	32
BEARD, Brayden	2	15	7.5	0	10	2	15	7.5	0	10
BANSCHBACH, Chad	1	-5	-5.0	0	0	1	-5	-5.0	0	0
EDWARDS, Zach						1	8	8.0	0	8
Total.....	27	551	20.4	0	60					
Opponents.....	26	559	21.5	0	94					

INTERCEPTIONS	No.	Yds	Avg	TD	Long	No.	Yds	Avg	TD	Long
THOMAS, Alex	4	47	11.8	0	25	4	47	11.8	0	25
TYSON, Mike	3	27	9.0	0	27	5	130	26.0	0	87
GILBERT, Tyrell	3	119	39.7	1	58	4	119	29.8	1	58
STEPHENS, Linden	2	6	3.0	0	13	5	29	5.8	0	14
COLEMAN, Grant	1	11	11.0	0	11	1	11	11.0	0	11
BROUGHTON, Cortez	1	-2	-2.0	0	0	1	-2	-2.0	0	0
EDWARDS, Zach						7	63	9.0	0	29
JENKINSON, Bryce						1	0	0.0	0	0
Total.....	14	208	14.9	1	58					
Opponents.....	10	125	12.5	3	74					

FUMBLE RETURNS	No.	Yds	Avg	TD	Long	No.	Yds	Avg	TD	Long
COLEMAN, Grant	1	53	53.0	0	53	1	53	53.0	0	53
PAYNE, Leviticus						2	5	2.5	0	3
CLEMENTS, Malik						1	11	11.0	0	11
WILSON, Eric						2	7	3.5	1	5
Total.....	1	53	53.0	0	53					
Opponents.....	0	0	0.0	0	0					

2016 UNIVERSITY OF CINCINNATI FOOTBALL

SEASON/CAREER STATS

SEASON STATISTICS

CAREER STATISTICS

ALL PURPOSE	G	Rush	Rec	PR	KOR	IR	Tot	Avg/G	G	Rush	Rec	PR	KOR	IR	Tot	Avg/G
BOONE, Mike	8	366	238	0	469	0	1073	134.1	28	1765	408	0	748	0	2921	104.3
GREEN, Tion	8	477	106	0	38	0	621	77.6	42	1806	234	0	177	0	2217	52.8
LEWIS, Kahlil	8	90	474	0	34	0	598	74.8	19	90	527	0	233	0	850	44.7
GRAY, Devin	8	3	563	15	0	0	581	72.6	8	3	563	15	0	0	581	72.6
COLE, Nate	8	0	424	0	0	0	424	53.0	47	0	870	0	0	0	870	18.5
GILBERT, Tyrell	8	0	0	0	0	119	119	14.9	21	0	0	0	0	119	119	5.7
JOHNSON, Avery	6	0	117	0	0	0	117	19.5	6	0	117	0	0	0	117	19.5
BEARD, Brayden	8	0	20	28	15	0	63	7.9	12	0	20	28	15	0	63	5.2
THOMAS, Alex	8	0	0	0	0	47	47	5.9	17	0	0	0	0	47	47	2.8
COGSWELL, Tyler	8	0	42	0	0	0	42	5.2	28	0	67	0	0	0	67	2.4
DOWDY, DJ	8	0	39	0	0	0	39	4.9	45	0	185	0	0	0	185	4.1
DEGUARA, Josiah	8	-2	32	0	0	0	30	3.8	8	-2	32	0	0	0	30	3.8
JOHNSON, Tshumbi	6	0	27	0	0	0	27	4.5	16	0	91	0	0	0	91	5.7
TYSON, Mike	7	0	0	0	0	27	27	3.9	40	0	0	0	0	130	130	3.2
MOORE, Hayden	4	27	0	0	0	0	27	6.8	13	49	0	0	0	0	49	3.8
GEDDIS, Thomas	4	0	15	0	0	0	15	3.8	4	0	15	0	0	0	15	3.8
KIEL, Gunner	4	12	0	0	0	0	12	3.0	27	181	0	0	0	0	181	6.7
BANSCHBACH, Chad	8	17	0	0	-5	0	12	1.5	24	170	16	0	-5	0	181	7.5
ROLLINS, Jerron	7	0	11	0	0	0	11	1.6	7	0	11	0	0	0	11	1.6
COLEMAN, Grant	8	0	0	0	0	11	11	1.4	31	0	0	0	0	11	11	0.4
TRAIL, Ross	3	7	0	0	0	0	7	2.3	3	7	0	0	0	0	7	2.3
STEPHENS, Linden	8	0	0	0	0	6	6	0.8	34	0	0	0	0	29	29	0.9
BROUGHTON, Cortez	8	0	0	0	0	-2	-2	-0.2	22	0	0	0	0	-2	-2	-0.1
Total.....	8	981	2108	43	551	208	3891	486.4								
Opponents.....	8	1435	2055	45	559	125	4219	527.4								

FIELD GOALS

Att Good Long Blkd

Att Good Long Blkd Pct.

PASLEY, Josh	10	6	43	1		10	6	43	1	60.0
GANTZ, Andrew	2	2	37	0		49	39	51	2	79.6
Total.....	12	8	43	1						
Opponents.....	14	10	37	0						

PUNTING

No. Yds Avg Long TB FC I20 Blkd

No. Yds Avg Long TB FC I20 Blkd

GERACI, Sam	41	1637	39.9	55	2	25	17	1	136	5680	41.8	63	12	48	53	2
MOORE, Hayden	1	24	24.0	24	0	0	0	0	2	72	36.0	48	1	0	0	0
KIEL, Gunner									4	171	42.8	49	1	0	3	0
Total.....	43	1669	38.8	55	2	25	17	1								
Opponents.....	35	1315	37.6	51	0	8	18	0								

KICKOFFS

No. Yds Avg TB OB Retn Net YdLn

No. Yds Avg TB OB

JONES, Ryan	40	2407	60.2	11	2				41	2471	60.3	11	2
GANTZ, Andrew									85	5341	62.8	31	3
Total.....	40	2407	60.2	11	2	559	39.3	25					
Opponents.....	43	2654	61.7	16	0	551	39.6	25					

2016 UNIVERSITY OF CINCINNATI FOOTBALL

2016 LONG PLAYS

YDS.	TYPE	PLAYER(S)	OPP.
79	Rush	LEWIS, Kahlil	Purdue
*61	Pass	GRAY, Devin from MOORE, Hayden	Houston
60	KR	BOONE, Mike	Temple
*58	INT	GILBERT, Tyrell	UT Martin
54	Pass	BOONE, Mike from KIEL, Gunner	East Carolina
53	FR	COLEMAN, Grant	Houston
47	Pass	GRAY, Devin from MOORE, Hayden	UT Martin
47	Pass	LEWIS, Kahlil from KIEL, Gunner	East Carolina
39	KR	BOONE, Mike	USF
36	Pass	LEWIS, Kahlil from TRAIL, Ross	Miami (Ohio)
36	KR	BOONE, Mike	Temple
35	INT	GILBERT, Tyrell	East Carolina
35	Pass	BOONE, Mike from MOORE, Hayden	Houston
34	KR	BOONE, Mike	Miami (Ohio)
32	Pass	LEWIS, Kahlil from KIEL, Gunner	USF
*32	Pass	LEWIS, Kahlil from KIEL, Gunner	East Carolina
29	Pass	GRAY, Devin from MOORE, Hayden	Purdue
29	Pass	COGSWELL, Tyler from TRAIL, Ross	Miami (Ohio)
29	KR	BOONE, Mike	USF
28	Pass	JOHNSON, Avery from TRAIL, Ross	USF
28	KR	BOONE, Mike	East Carolina
*28	Pass	COLE, Nate from MOORE, Hayden	Purdue
28	Pass	DEGUARA, Josiah from MOORE, Hayden	Houston
27	INT	TYSON, Mike	Purdue
27	Pass	GRAY, Devin from KIEL, Gunner	East Carolina
27	Pass	GRAY, Devin from KIEL, Gunner	East Carolina
27	Pass	COLE, Nate from MOORE, Hayden	UConn
26	Pass	JOHNSON, Avery from MOORE, Hayden	UT Martin
26	INT	GILBERT, Tyrell	Purdue
25	INT	THOMAS, Alex	UConn
25	KR	BOONE, Mike	USF
24	Rush	GREEN, Tion	USF
24	KR	BOONE, Mike	Houston
24	KR	BOONE, Mike	Houston
23	Pass	GRAY, Devin from KIEL, Gunner	East Carolina
23	Rush	GREEN, Tion	UT Martin
*23	Rush	MOORE, Hayden	Purdue
23	KR	BOONE, Mike	Temple
22	Pass	COLE, Nate from MOORE, Hayden	UConn
22	Pass	COLE, Nate from MOORE, Hayden	Purdue
22	INT	THOMAS, Alex	Houston
21	Pass	GRAY, Devin from TRAIL, Ross	Miami (Ohio)

YDS.	TYPE	PLAYER(S)	OPP.
21	Pass	GRAY, Devin from MOORE, Hayden	UT Martin
21	KR	GREEN, Tion	Temple
*20	Pass	DOWDY, DJ from MOORE, Hayden	Purdue
20	Pass	GREEN, Tion from MOORE, Hayden	Purdue
20	Pass	GRAY, Devin from MOORE, Hayden	UConn

* touchdown scored on play

// BY PLAYER

PLAYER	NO.	TD	R	P	KR	PR	IR	FR
BOONE, Mike	12	0	0	2	10	0	0	0
GRAY, Devin	9	1	0	9	0	0	0	0
LEWIS, Kahlil	5	1	1	4	0	0	0	0
COLE, Nate	4	1	0	4	0	0	0	0
GREEN, Tion	4	0	2	1	1	0	0	0
GILBERT, Tyrell	3	1	0	0	0	0	3	0
JOHNSON, Avery	2	0	0	2	0	0	0	0
THOMAS, Alex	2	0	0	0	0	0	2	0
MOORE, Hayden	1	1	1	0	0	0	0	0
DOWDY, DJ	1	1	0	1	0	0	0	0
TYSON, Mike	1	0	0	0	0	0	1	0
DEGUARA, Josiah	1	0	0	1	0	0	0	0
COGSWELL, Tyler	1	0	0	1	0	0	0	0
COLEMAN, Grant	1	0	0	0	0	0	0	1
TOTAL	47	6	4	25	11	0	6	1

// BY NUMBER

PLAYS BY YARDS	NO.	TD
100+	0	0
90-99	0	0
80-89	0	0
70-79	1	0
60-69	2	1
50-59	3	1
40-49	2	0
30-39	8	1
20-29	31	3

PLAYS BY TYPE	NO.	TD
Rushing	4	1
Passing	25	4
Punt returns	0	0
Kick returns	11	0
Interceptions	6	1
Fumble returns	1	0
Other	0	0
TOTAL	47	6

// LONGEST PLAYS

OFFENSE			
TYPE	YARDS	PLAYER	OPPONENT
Rush	79	Lewis	Purdue
Rushing TD	23	Moore	Purdue
Pass	61	Gray from Moore	Houston
Passing TD	61	Gray from Moore	Houston

SPECIAL TEAMS			
TYPE	YARDS	PLAYER	OPPONENT
Punt Return	15	Gray	Temple
Kick Return	60	Boone	Temple
Punt	55	Geraci	Houston
Field Goal	43	Pasley	UConn

DEFENSE			
TYPE	YARDS	PLAYER	OPPONENT
Int. Return	58	Gilbert	UT Martin
Fumble Return	53	Coleman	Houston

SEPT. 1 • vs. UT MARTIN	QTR	TIME	PLAYS	YDS	ELAPSED
Nate Cole 3-yard pass from Hayden Moore	2	00:19	12	89	2:39
Kahlil Lewis 3-yard pass from Hayden Moore	3	02:42	13	75	4:14
Mike Boone 1-yard run	4	05:31	13	75	4:14
Tyrell Gilbert 58-yard interception return	4	02:16	0	0	0:00

SEPT. 10 • at Purdue	QTR	TIME	PLAYS	YDS	ELAPSED
Nate Cole 5-yard pass from Hayden Moore	1	08:07	3	85	1:05
Hayden Moore 9-yard run	2	13:58	13	80	3:36
DJ Dowdy 20-yard pass from Hayden Moore	2	06:19	11	75	4:11
Andrew Gantz 26-yard field goal	3	06:00	13	79	5:50
Nate Cole 28-yard pass from Hayden Moore	4	14:10	2	32	0:32
Hayden Moore 23-yard run	4	02:19	7	49	2:37

SEPT. 15 • vs. No. 6/7 HOUSTON	QTR	TIME	PLAYS	YDS	ELAPSED
Devin Gray 61-yard pass from Hayden Moore	1	06:12	5	76	1:42
Andrew Gantz 37-yard field goal	2	00:04	3	0	0:12
Nate Cole 4-yard pass from Hayden Moore	4	14:57	5	78	1:21

SEPT. 24 • vs. MIAMI (OHIO)	QTR	TIME	PLAYS	YDS	ELAPSED
Josh Pasley 28-yard field goal	1	04:54	10	52	4:04
Ross Trail 11-yard run	2	14:28	11	90	4:18
Mike Boone 2-yard run	3	04:15	12	66	4:49
Josh Pasley 23-yard field goal	4	12:11	5	29	1:29
Tion Green 2-yard run	4	05:09	12	64	5:28

OCT. 1 • vs. USF	QTR	TIME	PLAYS	YDS	ELAPSED
Tion Green 7-yard run	1	03:27	9	58	2:21
Ross Trail 1-yard run	2	13:25	9	71	3:23
Kahlil Lewis 6-yard pass from Ross Trail	2	01:40	12	92	6:05

Oct. 8 • at UConn	QTR	TIME	PLAYS	YDS	ELAPSED
Josh Pasley 25-yard field goal	2	13:10	10	57	3:06
Josh Pasley 43-yard field goal	2	11:26	4	-10	0:55
Josh Pasley 26-yard field goal	2	07:05	10	56	2:51

Oct. 22 • vs. EAST CAROLINA	QTR	TIME	PLAYS	YDS	ELAPSED
DJ Dowdy 14-yard pass from Gunner Kiel	1	00:37	9	72	3:10
Kahlil Lewis 18-yard pass from Gunner Kiel	2	00:28	7	93	2:13
Josh Pasley 42-yard field goal	3	09:41	8	48	2:55
Kahlil Lewis 9-yard pass from Gunner Kiel	3	00:50	6	92	3:36
Kahlil Lewis 32-yard pass from Gunner Kiel	4	02:44	6	59	1:52

Oct. 29 • at TEMPLE	QTR	TIME	PLAYS	YDS	ELAPSED
Devin Gray 4-yard pass from Gunner Kiel	2	14:54	5	32	1:41
Devin Gray 10-yard pass from Gunner Kiel	2	08:21	10	76	4:35

// DRIVES SUMMARY

AVERAGE SCORING DRIVE/PLAY STATS

Plays: 6.5 per drive; Yards: 50.5 per drive; Avg. Drive Time: 2:20

BY THE NUMBERS

- » 31 scoring drives
- » 201 plays
- » 1,566 yards
- » 4,343 seconds

LONGEST

Longest drive (time):

- » 6:05 vs. USF
- » 12 plays, 92 yards, Lewis 6-yard pass from Trail

Longest drive (yards):

- » 93 yards vs. East Carolina
- » 7 plays, 2:13, Lewis 18-yard pass from Kiel

SHORTEST

Shortest drive (time):

- » 0:12 vs. Houston
- » 3 plays, 0 yards, Gantz 37-yard field goal

Shortest drive (yards):

- » 0 yards vs. Houston
- » 3 plays, 0 yards, Gantz 37-yard field goal

2016 UNIVERSITY OF CINCINNATI FOOTBALL

GAME 01 | SEPT. 1, 2016 | CINCINNATI, OHIO



UT MARTIN	7
CINCINNATI	28

Score By Quarters	1	2	3	4	Score
UT Martin	7	0	0	0	7
Cincinnati	0	6	8	14	28

SCORING PLAYS

1st	06:32	UTM	Weathers 7 yd pass from Holcombe (Mersman kick) 14-75 8:28, UTM 7 - CIN 0
2nd	00:19	CIN	Cole 3 yd pass from Moore (Pasley kick failed) 12-80 2:39, UTM 7 - CIN 6
3rd	02:42	CIN	Lewis 3 yd pass from Moore (Dowdy pass from Moore) 13-75 4:14, UTM 7 - CIN 14
4th	05:31	CIN	Boone 1 yd run (Pasley kick) 11-77 5:42, UTM 7 - CIN 21
	02:16	CIN	Gilbert 58 yd interception return (Pasley kick) UTM 7 - CIN 28

	UTM	CIN
FIRST DOWNS	20	22
RUSHES-YARDS (NET)	49-177	34-140
PASSING YDS (NET)	146	260
Passes Att-Comp-Int	26-12-2	34-21-1
TOTAL OFFENSE PLAYS-YARDS	75-323	68-400
Fumble Returns-Yards	0-0	0-0
Punt Returns-Yards	1-5	0-0
Kickoff Returns-Yards	4-67	2-27
Interception Returns-Yards	1-0	2-51
Punts (Number-Avg)	3-39.3	3-38.7
Fumbles-Lost	1-1	2-2
Penalties-Yards	8-67	5-60
Possession Time	37:06	22:54
Third-Down Conversions	9 of 16	5 of 13
Fourth-Down Conversions	0 of 1	2 of 2
Red-Zone Scores-Chances	1-4	3-4
Sacks By: Number-Yards	1-8	3-17

RUSHING: UT Martin-BOWE 18-102; FAIR 15-42; GRAYSON 3-22; HOLCOMBE 11-8; MOORE 1-6; TEAM 1-minus 3. Cincinnati-GREEN, Tion 16-97; BOONE, Mike 12-35; MOORE, Hayden 5-13; LEWIS, Kahlil 1-minus 5.

PASSING: UT Martin-HOLCOMBE 12-26-2-146. Cincinnati-MOORE, Hayden 21-34-1-260.

RECEIVING: UT Martin-WEATHERS 4-66; BOWE 3-37; RAY 3-17; AXLINE 2-26. Cincinnati-COLE, Nate 6-64; GRAY, Devin 5-111; JOHNSON, Avery 2-38; LEWIS, Kahlil 2-16; GREEN, Tion 2-11; BEARD, Brayden 2-10; ROLLINS, Jerron 1-6; GEDDIS, Thomas 1-4.

GAME 02 | SEPT. 10, 2016 | WEST LAFAYETTE, IND.



CINCINNATI	38
PURDUE	20

Score By Quarters	1	2	3	4	Score
Cincinnati	7	14	3	14	38
Purdue	0	7	0	13	20

SCORING PLAYS

1st	08:07	CIN	Cole 5 yd pass from Moore (Gantz kick) 3-85 1:05, CIN 7 - PUR 0
2nd	13:58	CIN	Moore 9 yd run (Gantz kick) 13-80 3:36, CIN 14 - PUR 0
	10:30	PUR	Young 19 yd pass from Blough (Dellinger kick) 9-82 3:28, CIN 14 - PUR 7
	06:19	CIN	Dowdy 20 yd pass from Moore (Gantz kick) 11-75 4:11, CIN 21 - PUR 7
3rd	06:00	CIN	Gantz 26 yd field goal 13-79 5:50, CIN 24 - PUR 7
4th	14:10	CIN	Cole 28 yd pass from Moore (Gantz kick) 2-32 0:38, CIN 31 - PUR 7
	10:48	PUR	Worship 4 yd run (Blough pass failed) 11-65 3:22, CIN 31 - PUR 13
	07:21	PUR	Yancey 36 yd pass from Blough (Dellinger kick) 4-80 1:11, CIN 31 - PUR 20
	02:19	CIN	Moore 23 yd run (Gantz kick) 7-49 2:37, CIN 38 - PUR 20

	CIN	PUR
FIRST DOWNS	22	29
RUSHES-YARDS (NET)	46-262	25-103
PASSING YDS (NET)	250	401
Passes Att-Comp-Int	32-19-0	57-32-5
TOTAL OFFENSE PLAYS-YARDS	78-512	82-504
Fumble Returns-Yards	0-0	0-0
Punt Returns-Yards	1-2	1-5
Kickoff Returns-Yards	2-24	3-39
Interception Returns-Yards	5-53	0-0
Punts (Number-Avg)	5-40.6	3-31.7
Fumbles-Lost	1-0	1-0
Penalties-Yards	5-45	2-24
Possession Time	30:17	29:43
Third-Down Conversions	13 of 21	10 of 17
Fourth-Down Conversions	2 of 2	1 of 1
Red-Zone Scores-Chances	4-4	2-4
Sacks By: Number-Yards	0-0	1-4

RUSHING: Cincinnati-LEWIS, Kahlil 1-79; BOONE, Mike 18-78; MOORE, Hayden 8-58; GREEN, Tion 16-53; DEGUARA, Josiah 1-minus 2; TEAM 2-minus 4. Purdue-Jones, Markell 15-47; Blough, David 3-33; Yancey, David 2-9; Fuller, Tario 3-5; Posey, Cameron 1-5; Worship, Richie 1-4.

PASSING: Cincinnati-MOORE, Hayden 19-32-0-250. Purdue-Blough, David 32-57-5-401.

RECEIVING: Cincinnati-COLE, Nate 6-81; GRAY, Devin 4-56; GREEN, Tion 4-39; LEWIS, Kahlil 2-32; BOONE, Mike 2-22; DOWDY, DJ 1-20. Purdue-Young 8-136; Yancey, De 7-113; Phillips 3-37; Herdman, Cole 3-36; Jones, Markell 3-2; Fuller, Tario 2-19; Marshall, Bilal 2-17; Yancey, David 1-20; Posey, Cameron 1-9; Landers 1-9; Burgess 1-3.

GAME 03 | SEPT. 15, 2016 | CINCINNATI, OHIO



NO. 6/7 HOUSTON	40
CINCINNATI	16

Score By Quarters	1	2	3	4	Score
Houston	7	3	2	28	40
Cincinnati	7	3	0	6	16

SCORING PLAYS

1st	08:00	HOU	Allen 39 yd pass from Ward (Cummings kick) 2-54 0:41, HOU 7 - CIN 0
	06:12	CIN	Gray 61 yd pass from Moore (Gantz kick) 5-76 1:42, HOU 7 - CIN 7
2nd	02:58	HOU	Cummings 32 yd field goal 12-76 3:28, HOU 10 - CIN 7
	00:04	CIN	Gantz 37 yd field goal 3-0 0:12, HOU 10 - CIN 10
3rd	10:30	HOU	TEAM safety HOU 12 - CIN 10
4th	14:57	CIN	Cole 4 yd pass from Moore (Moore pass failed) 5-78 1:21, HOU 12 - CIN 16
	11:45	HOU	Ward 12 yd run (Cummings kick) 9-71 3:06, HOU 19 - CIN 16
	06:16	HOU	Ward 3 yd run (Cummings kick) 11-60 4:10, HOU 26 - CIN 16
	03:47	HOU	Taylor 74 yd interception return (Cummings kick) HOU 33 - CIN 16
	03:40	HOU	Wilson 28 yd interception return (Cummings kick) HOU 40 - CIN 16

	HOU	CIN
FIRST DOWNS	28	13
RUSHES-YARDS (NET)	57-180	25-30
PASSING YDS (NET)	326	277
Passes Att-Comp-Int	36-24-2	39-22-3
TOTAL OFFENSE PLAYS-YARDS	93-506	64-307
Fumble Returns-Yards	0-0	1-53
Punt Returns-Yards	1-8	0-0
Kickoff Returns-Yards	4-108	2-48
Interception Returns-Yards	3-102	2-33
Punts (Number-Avg)	6-34.7	8-41.9
Fumbles-Lost	4-1	0-0
Penalties-Yards	4-45	2-15
Possession Time	38:08	21:52
Third-Down Conversions	11 of 21	3 of 12
Fourth-Down Conversions	1 of 1	0 of 1
Red-Zone Scores-Chances	3-4	1-2
Sacks By: Number-Yards	3-21	3-22

RUSHING: Houston-WARD Jr., Greg 26-73; CATALON, Duke 16-67; CAR, Mulbah 5-25; KING, D'Eriq 5-20; BIRDEN, Dillon 1-4; TEAM 4-minus 9. Cincinnati-BOONE, Mike 12-29; GREEN, Tion 8-14; TRAIL, Ross 1-1; MOORE, Hayden 4-minus 14.

PASSING: Houston-WARD Jr., Greg 24-36-2-326. Cincinnati-MOORE, Hayden 21-37-2-275; TRAIL, Ross 1-2-1-2.

RECEIVING: Houston-BONNER, Linell 8-119; ALLEN, Chance 5-94; CATALON, Duke 5-20; DUNBAR, Steven 2-18; JOHNSON, Isaiah 1-32; McCLOSKEY, T. 1-32; CAR, Mulbah 1-8; KING, D'Eriq 1-3. Cincinnati-COLE, Nate 9-60; GRAY, Devin 4-97; LEWIS, Kahlil 3-29; BOONE, Mike 2-37; JOHNSON, Avery 2-20; DEGUARA, Josiah 1-28; GREEN, Tion 1-6.

2016 UNIVERSITY OF CINCINNATI FOOTBALL

GAME 04 | SEPT. 24, 2016 | CINCINNATI, OHIO



MIAMI (OHIO)	20
CINCINNATI	27



USF	45
CINCINNATI	20

Score By Quarters	1	2	3	4	Score
Miami (Ohio)	7	3	10	0	20
Cincinnati	3	7	7	10	27

Score By Quarters	1	2	3	4	Score
USF	10	14	14	7	45
Cincinnati	6	14	0	0	20

SCORING PLAYS

1st	04:54	CIN	Pasley 28 yd field goal 10-52 4:04, MIAMI 0 - CIN 3
	03:51	MIAMI	Gardner 8 yd pass from Bahl (Dowd kick) 2-6 0:50, MIAMI 7 - CIN 3
2nd	14:28	CIN	Trails 11 yd run (Pasley kick) 11-90 4:18, MIAMI 7 - CIN 10
	08:40	MIAMI	Dowd 26 yd field goal 12-76 5:42, MIAMI 10 - CIN 10
3rd	09:08	MIAMI	Murphy 58 yd pass from Bahl (Dowd kick) 1-58 0:10, MIAMI 17 - CIN 10
	04:15	CIN	Boone 2 yd run (Pasley kick) 12-66 4:49, MIAMI 17 - CIN 17
	01:07	MIAMI	Dowd 35 yd field goal 7-41 3:05, MIAMI 20 - CIN 17
4th	12:11	CIN	Pasley 23 yd field goal 5-29 1:29, MIAMI 20 - CIN 20
	05:09	CIN	Green 2 yd run (Pasley kick) 12-64 5:28, MIAMI 20 - CIN 27

	MIAMI	CIN
FIRST DOWNS	14	28
RUSHES-YARDS (NET)	30-65	49-185
PASSING YDS (NET)	248	276
Passes Att-Comp-Int	24-13-1	38-25-2
TOTAL OFFENSE PLAYS-YARDS	54-313	87-461
Fumble Returns-Yards	0-0	0-0
Punt Returns-Yards	0-0	2-5
Kickoff Returns-Yards	5-156	4-77
Interception Returns-Yards	2-0	1--2
Punts (Number-Avg)	6-35.3	3-39.0
Fumbles-Lost	1-1	1-1
Penalties-Yards	12-107	5-60
Possession Time	23:31	36:29
Third-Down Conversions	2 of 11	8 of 16
Fourth-Down Conversions	0 of 0	1 of 2
Red-Zone Scores-Chances	3-4	5-6
Sacks By: Number-Yards	3-20	5-27

RUSHING: Miami (Ohio)-YOUNG, Kenny 11-51; SMITH, Alonzo 10-23; TEAM 1-minus 2; BAHL, Billy 8-minus 7. Cincinnati-GREEN, Tion 18-83; BOONE, Mike 19-74; TRAIL, Ross 9-19; BANSCHBACH, Chad 2-11; TEAM 1-minus 2.

PASSING: Miami (Ohio)-BAHL, Billy 13-24-1-248. Cincinnati-TRAIL, Ross 25-38-2-276.

RECEIVING: Miami (Ohio)-GARDNER, James 6-79; SMITH, Ryan 3-62; MURPHY, Jared 1-58; MAYOCK, Luke 1-22; SMITH, Alonzo 1-17; SHISSO, Sam 1-8; YOUNG, Kenny 0-2. Cincinnati-LEWIS, Kahlil 6-88; GRAY, Devin 5-67; BOONE, Mike 4-34; GREEN, Tion 4-18; COLE, Nate 2-10; COGSWELL, Tyler 1-29; JOHNSON, Avery 1-16; BEARD, Brayden 1-10; DEGUARA, Josiah 1-4.

SCORING PLAYS

1st	09:19	USF	Nadelman 26 yd field goal 15-66 5:41, USF 3 - CIN 0
	03:27	CIN	Gardner 7 yd run (Pasley kick failed) 9-58 2:21, USF 3 - CIN 6
	01:54	USF	Johnson 4 yd run (Nadelman kick) 4-61 1:23, USF 10 - CIN 6
2nd	13:25	CIN	Trail 1 yd run (Pasley kick) 9-71 3:23, USF 10 - CIN 13
	11:07	USF	Flowers 8 yd run (Nadelman kick) 6-59 2:09, USF 17 - CIN 13
	03:00	CIN	Lewis 6 yd pass from Trail (Pasley kick) 12-92 6:05, USF 17 - CIN 20
	01:40	USF	Mack 4 yd run (Nadelman kick) 6-72 1:19, USF 24 - CIN 20
3rd	04:29	USF	Flowers 19 yd run (Nadelman kick) 5-37 2:13, USF 31 - CIN 20
	01:32	USF	Ward 11 yd interception return (Nadelman kick) USF 38 - CIN 20
4th	12:30	USF	Mack 49 yd run (Nadelman kick) 4-69 1:41, USF 45 - CIN 20

	USF	CIN
FIRST DOWNS	25	21
RUSHES-YARDS (NET)	48-226	35-130
PASSING YDS (NET)	228	263
Passes Att-Comp-Int	33-22-0	41-23-3
TOTAL OFFENSE PLAYS-YARDS	81-454	76-393
Fumble Returns-Yards	0-0	0-0
Punt Returns-Yards	3-27	1-4
Kickoff Returns-Yards	3-64	6-131
Interception Returns-Yards	3-17	0-0
Punts (Number-Avg)	6-39.7	6-42.0
Fumbles-Lost	0-0	2-1
Penalties-Yards	2-21	4-40
Possession Time	32:39	27:21
Third-Down Conversions	8 of 18	6 of 16
Fourth-Down Conversions	3 of 3	0 of 0
Red-Zone Scores-Chances	5-6	3-3
Sacks By: Number-Yards	2-15	1-11

RUSHING: USF-MACK, Marlon 20-118; FLOWERS, Quint 13-74; JOHNSON, D'Erne 9-20; SANDS, Trevon 3-13; ADAMS, Rodney 1-2; SCANTLING, Marq 1-0; TEAM 1-minus 1. Cincinnati-GREEN, Tion 12-98; BOONE, Mike 13-31; BANSCHBACH, Chad 2-6; KIEL, Gunner 1-5; LEWIS, Kahlil 1-3; TRAIL, Ross 6-minus 13.

PASSING: USF-FLOWERS, Quint 16-26-0-196; KEAN, Brett 6-7-0-32. Cincinnati-TRAIL, Ross 20-30-3-216; KIEL, Gunner 3-11-0-47.

RECEIVING: USF-ADAMS, Rodney 6-66; ANTOINE, Deange 4-18; SCANTLING, Marq 3-34; BRONSON, Ryshen 3-32; DILLON, Elkanah 2-44; MCCANTS, Tyre 1-21; CLERVEAUX, Stan 1-8; MUT, Alex 1-5; REED, Jordan 1-0. Cincinnati-COLE, Nate 7-73; LEWIS, Kahlil 5-77; BOONE, Mike 5-50; GRAY, Devin 2-13; GREEN, Tion 2-9; JOHNSON, Avery 1-28; COGSWELL, Tyler 1-13.

GAME 06 | OCT. 8, 2016 | EAST HARTFORD, CONN.



CINCINNATI	9
UConn	20

Score By Quarters	1	2	3	4	Score
Cincinnati	0	9	0	0	9
UConn	0	7	10	3	20

SCORING PLAYS

2nd	13:10	CIN	Pasley 25 yd field goal 10-57 3:06, CIN 3 - UCONN 0
	11:26	CIN	Pasley 43 yd field goal 4--10 0:55, CIN 6 - UCONN 0
	07:05	CIN	Pasley 26 yd field goal 10-56 2:51, CIN 9 - UCONN 0
	00:28	UConn	Beals 59 yd pass from Shirreffs (Puyol kick) 1-59 0:10, CIN 9 - UCONN 7
3rd	06:29	UConn	Thomas 26 yd pass from Shirreffs (Puyol kick) 13-88 6:22, CIN 9 - UCONN 14
	00:41	UConn	Puyol 30 yd field goal 5-76 3:13, CIN 9 - UCONN 17
4th	03:08	UConn	Puyol 23 yd field goal 16-74 6:49, CIN 9 - UCONN 20

	CIN	UConn
FIRST DOWNS	22	21
RUSHES-YARDS (NET)	22-2	41-188
PASSING YDS (NET)	315	224
Passes Att-Comp-Int	56-29-1	33-18-2
TOTAL OFFENSE PLAYS-YARDS	78-317	74-412
Fumble Returns-Yards	0-0	0-0
Punt Returns-Yards	0-0	0-0
Kickoff Returns-Yards	1-18	2-35
Interception Returns-Yards	2-38	1-6
Punts (Number-Avg)	5-38.0	4-39.2
Fumbles-Lost	3-0	2-0
Penalties-Yards	5-57	8-69
Possession Time	24:29	35:31
Third-Down Conversions	5 of 15	7 of 16
Fourth-Down Conversions	0 of 2	1 of 1
Red-Zone Scores-Chances	3-3	2-2
Sacks By: Number-Yards	2-3	3-13

RUSHING: Cincinnati-GREEN, Tion 6-15; LEWIS, Kahlil 2-13; BOONE, Mike 6-7; TEAM 1-minus 3; MOORE, Hayden 7-minus 30. UConn-NEWSOME, Arkeel 14-116; SHIRREFFS, Bry. 18-52; JOHNSON, Ron 4-21; THOMPSON, Jason 1-3; THOMAS, Noel 1-minus 1; TEAM 3-minus 3.

PASSING: Cincinnati-MOORE, Hayden 29-56-1-315. UConn-SHIRREFFS, Bry. 18-33-2-224.

RECEIVING: Cincinnati-GRAY, Devin 9-98; LEWIS, Kahlil 6-57; COLE, Nate 5-76; BOONE, Mike 3-23; JOHNSON, Tshumbi 2-27; JOHNSON, Avery 1-15; GEDDIS, Thomas 1-11; ROLLINS, Jerron 1-5; GREEN, Tion 1-3. UConn-THOMAS, Noel 9-108; NEWSOME, Arkeel 4-12; BEALS, Tyraiq 2-68; MAYALA, Hergy 1-20; LEMELLE, Brian 1-11; MYERS, Tommy 1-5.

2016 UNIVERSITY OF CINCINNATI FOOTBALL

GAME 07 | OCT. 22, 2016 | CINCINNATI, OHIO

GAME 08 | OCT. 28, 2016 | PHILADELPHIA, PA



EAST CAROLINA	19
CINCINNATI	31



CINCINNATI	13
TEMPLE	34

Score By Quarters	1	2	3	4	Score
East Carolina	3	0	10	6	19
Cincinnati	7	7	10	7	31

Score By Quarters	1	2	3	4	Score
Cincinnati	0	13	0	0	13
Temple	10	7	3	14	34

SCORING PLAYS

1st	10:09	ECU	Plowman 26 yd field goal 16-67 4:51, ECU 3 - CIN 0
	00:37	CIN	Dowdy 14 yd pass from Kiel (Pasley kick) 9-72 3:10, ECU 3 - CIN 7
2nd	00:28	CIN	Lewis 18 yd pass from Kiel (Pasley kick) 7-93 2:13, ECU 3 - CIN 14
3rd	12:43	ECU	Williams 28 yd pass from Nelson (Plowman kick) 3-66 0:49, ECU 10 - CIN 14
	09:41	CIN	Pasley 42 yd field goal 8-48 2:55, ECU 10 - CIN 17
	04:39	ECU	Plowman 37 yd field goal 14-58 4:57, ECU 13 - CIN 17
	00:50	CIN	Lewis 9 yd pass from Kiel (Pasley kick) 6-92 3:36, ECU 13 - CIN 24
4th	12:54	ECU	Williams 37 yd pass from Nelson (Nelson pass failed) 9-78 2:49, ECU 19 - CIN 24
	02:44	CIN	Lewis 32 yd pass from Kiel (Pasley kick) 6-59 1:52, ECU 19 - CIN 31

SCORING PLAYS

1st	10:31	TEM	Boumerhi 26 yd field goal 8-30 3:12, CIN 0 - TEM 3
	01:45	TEM	Jennings 40 yd pass from Walker (Boumerhi kick) 4-55 1:58, CIN 0 - TEM 10
2nd	14:54	CIN	Gray 4 yd pass from Kiel (Pasley kick failed) 5-32 1:41, CIN 6 - TEM 10
	13:06	TEM	Bryant 28 yd pass from Walker (Boumerhi kick) 4-82 1:41, CIN 6 - TEM 17
	08:21	CIN	Gray 10 yd pass from Kiel (Pasley kick) 10-76 4:35, CIN 13 - TEM 17
3rd	04:23	TEM	Boumerhi 27 yd field goal 15-87 7:55, CIN 13 - TEM 20
4th	14:30	TEM	Armstead 3 yd run (Boumerhi kick) 8-67 3:36, CIN 13 - TEM 27
	12:26	TEM	Armstead 6 yd run (Boumerhi kick) 4-18 2:01, CIN 13 - TEM 34

	ECU	CIN
FIRST DOWNS	28	25
RUSHES-YARDS (NET)	44-221	35-165
PASSING YDS (NET)	283	348
Passes Att-Comp-Int	43-28-2	40-23-0
TOTAL OFFENSE PLAYS-YARDS	87-504	75-513
Fumble Returns-Yards	0-0	0-0
Punt Returns-Yards	0-0	3-8
Kickoff Returns-Yards	4-76	4-74
Interception Returns-Yards	0-0	2-35
Punts (Number-Avg)	4-37.0	6-37.5
Fumbles-Lost	2-1	0-0
Penalties-Yards	4-34	9-82
Possession Time	30:19	29:41
Third-Down Conversions	8 of 17	6 of 15
Fourth-Down Conversions	2 of 3	0 of 1
Red-Zone Scores-Chances	2-2	3-3
Sacks By: Number-Yards	0-0	0-0

	CIN	TEM
FIRST DOWNS	10	25
RUSHES-YARDS (NET)	22-67	60-275
PASSING YDS (NET)	119	199
Passes Att-Comp-Int	27-15-0	19-12-0
TOTAL OFFENSE PLAYS-YARDS	49-186	79-474
Fumble Returns-Yards	0-0	0-0
Punt Returns-Yards	2-24	0-0
Kickoff Returns-Yards	6-152	1-14
Interception Returns-Yards	0-0	0-0
Punts (Number-Avg)	7-33.0	3-46.3
Fumbles-Lost	2-2	1-1
Penalties-Yards	4-35	3-25
Possession Time	19:37	40:23
Third-Down Conversions	5 of 12	7 of 14
Fourth-Down Conversions	0 of 0	1 of 2
Red-Zone Scores-Chances	2-2	4-5
Sacks By: Number-Yards	2-24	1-8

RUSHING: East Carolina-SUMMERS, James 21-95; SCOTT, Anthony 13-70; NELSON, Philip 10-56. Cincinnati-BOONE, Mike 14-88; GREEN, Tion 15-71; KIEL, Gunner 2-10; GRAY, Devin 1-3; TEAM 3-minus 7.

PASSING: East Carolina-NELSON, Philip 28-43-2-283. Cincinnati-KIEL, Gunner 23-40-0-348.

RECEIVING: East Carolina-JONES, Zay 11-69; WILLIAMS, Jimmy 7-129; FARRIER, Deondr 4-49; SUMMERS, James 3-26; JOHNSON, Quay 2-9; SCOTT, Anthony 1-1. Cincinnati-LEWIS, Kahlil 11-150; GRAY, Devin 6-98; COLE, Nate 3-28; BOONE, Mike 1-54; DOWDY, DJ 1-14; GREEN, Tion 1-4.

RUSHING: Cincinnati-GREEN, Tion 11-46; BOONE, Mike 9-24; KIEL, Gunner 2-minus 3. Temple-THOMAS, Jahad 17-151; ARMSTEAD, R. 18-61; HOOD, David 4-33; WALKER, Phillip 9-11; WRIGHT, Isaiah 7-10; GARDNER, Jager 4-5; SHARGA, Nick 1-4.

PASSING: Cincinnati-KIEL, Gunner 15-27-0-119. Temple-WALKER, Phillip 12-19-0-199.

RECEIVING: Cincinnati-COLE, Nate 5-32; GRAY, Devin 4-23; LEWIS, Kahlil 2-25; BOONE, Mike 2-18; GREEN, Tion 1-16; DOWDY, DJ 1-5. Temple-BRYANT, Ventell 3-66; THOMAS, Jahad 3-18; KIRKWOOD, Keith 2-38; YANCY, Brodrick 2-34; JENNINGS, Adonis 1-40; DELOATCH, Romond 1-3.

SINGLE-GAME TEAM OFFENSE

Most Points	124 vs. Transylvania (1912)
Most Touchdowns	14 vs. Transylvania (1912)
Most Rushing Attempts	83 vs. Louisiana-Monroe (1977)
Most Rushing Yards	464 vs. Case-Western Reserve (1953) 464 vs. Virginia Military Institute (1953)
Most Rushing Touchdowns	14 vs. Transylvania (1912)
Most Passing Attempts	64 at Memphis (2015)
Most Passes Completed	38 at Memphis (2015)
Most Passing Yards	620 at Memphis (2015)
Most Interceptions Thrown	6 vs. Xavier (1972)
Most Touchdown Passes	6 vs. Toledo (2014); vs. Illinois (2009)
Most Offensive Plays	100 at Memphis (2015)
Most Yards Total Offense	752 at Memphis (2015)
Most First Downs	38 at Memphis (2015)
Most Fumbles	15 vs. Louisville (1970)
Most Fumbles Lost	7 vs. Virginia Military Institute (1951)
Most Turnovers	9 vs. Xavier (1955) 9 vs. Hardin-Simmons (1955) 9 vs. Virginia Military Institute (1951)
Most Penalties	18 vs. Kansas State (1951)
Most Penalty Yards	176 vs. Louisville (1968)
Most Punts	13 vs. Pittsburgh (1981) 13 vs. Mississippi State (1948)
Most Punting Yards	510 vs. Louisville (1996)
Most Punt Return Yards	177 vs. Ohio (1949)
Most Kickoff Return Yards	295 vs. Memphis (1971)
Fewest Rushing Attempts	15 vs. Illinois (2009)
Fewest Rushing Yards	-23 vs. Rutgers (2005)
Fewest Passes Completed	0 vs. Dayton (1970)
Fewest Passing Yards	0 vs. Dayton (1970)
Fewest Yards Total Offense	46 vs. North Texas State (1959)
Fewest First Downs	3 vs. West Virginia (1989)
Fewest Penalties	1 vs. Rutgers (1994) 1 vs. Louisville (1966) 1 vs. Memphis (1966) 1 vs. Army (1963) 1 vs. Hawai'i (1954)
Fewest Yards Penalized	4 vs. Memphis (1966)
Fewest Punts	0 vs. Miami (OH) (2008) 0 vs. Memphis (1998) 0 vs. Miami (OH) (1954)

SINGLE-GAME TEAM DEFENSE

Fewest Rushing Attempts Allowed	17 vs. Dayton (1961)
Fewest Rushing Yards Allowed	-46 vs. Kansas (1997)
Fewest Passing Attempts	1 vs. Boston College (1964)
Fewest Pass Completions Allowed	0 vs. Louisville (1974) 0 vs. Ohio (1973) 0 vs. Boston College (1964) 0 vs. Indiana (1963) 0 vs. Ohio (1949)
Fewest Passing Yards Allowed	-1 vs. Xavier (1971)
Fewest Yards Total Offense Allowed	18 vs. Louisiana-Lafayette (1973)
Most Points Allowed	81 vs. Penn State (1991)
Most Rushing Attempts Allowed	86 vs. West Virginia (1969)
Most Rushing Yards Allowed	539 vs. Northern Illinois (1989)
Most Passing Attempts Allowed	67 vs. Louisville (1997)
Most Pass Completions Allowed	37 vs. East Carolina (1997)
Most Passing Yards Allowed	482 vs. Florida (2010)
Most Yards Total Defense Allowed	742 vs. Louisville (1998)
Most Passes Intercepted	7 vs. Kansas State (1951)
Most Interception Return Yards	162 vs. Dayton (1956)
Most Turnovers Forced	8 vs. Rice (1974)

SINGLE-GAME INDIVIDUAL OFFENSE

Rushing Attempts	45 by Steve Cowan vs. Ohio (1970)
Rushing Yards	306 by Bob Hynes vs. Case Western Reserve (1923)
Yards Per Rush	29.5 by Mike Boone at Miami (OH) (4 carries, 118 yards) (2015)
Rushing Touchdowns	6 by Ike Stewart vs. Transylvania (1912) 6 by Bob Heuck vs. Transylvania (1912)
Passing Attempts	59 by Deontey Kenner vs. Southern Miss (1999)
Passing Completions	35 by Deontey Kenner vs. Southern Miss (1999) 35 by Greg Cook vs. Ohio (1968)
Passing Yards	557 by Hayden Moore at Memphis (2015)
Passing Touchdowns	6 by Gunner Kiel (2014); by Tony Pike vs. Illinois (2009)
Interceptions Thrown	6 by Mike Shoemaker vs. Xavier (1972)
Receptions	15 by Shaq Washington at East Carolina (2015)
Receiving Yards	254 by Tom Rossley vs. Louisville (1968)
Yards Per Reception	73.7 by Chris Moore at Ohio State (3 receptions, 221 yards) (2014)
Receiving Touchdowns	3 by eight players, last by Chris Moore at Ohio State (2014)
All-Purpose Yards (Rsh., Rec. and Ret.)	381 by Mardy Gilyard at Pittsburgh (2009)
Total Yards	564 by Hayden Moore at Memphis (2015)
Total Points	51 by Ike Stewart vs. Transylvania (1912)
Touchdowns	8 by Ike Stewart vs. Transylvania (1912)
Extra Points Made	12 by Alonzo Weiss vs. Transylvania (1912)
Field Goals Made	4 by 10 players, last by Andrew Gantz at Memphis (2015)
Punts	13 by Phil Peckich at Pittsburgh (1981)
Punting Yards	510 by Steve Smith at Louisville (1996)
Punting Average	59.7 by Kevin Huber vs. Marshall (3 punts) (2007)
Kickoff Returns	8 by Mardy Gilyard at Pittsburgh (2009) 8 by LaDaris Vann vs. East Carolina (1999)
Kickoff Return Yards	256 by Mardy Gilyard at Pittsburgh (2009)
Kickoff Returns For Touchdowns	1 by 20 players, last by Mardy Gilyard at Pittsburgh (2009)
Punt Returns	7 by Mike Daniels vs. Western Carolina (2005) 7 by Tinker Keck vs. Kansas (1997) 7 by Charley Bland vs. Villanova (1973)
Punt Return Yards	161 by Gene Gibson vs. Ohio (1949)
Punt Return Touchdowns	2 by Tinker Keck vs. Louisville (1997) 2 by Gene Gibson vs. Ohio (1949)

SINGLE-GAME INDIVIDUAL DEFENSE

Total Tackles	19 by Greg Blair at Louisville (10/26/12) * Frank Callicott vs. UAB (11/30/02) * Jeff Luc vs. Miami (Ohio) (9/20/14) *
Tackles For A Loss	5.5 by Brandon Mills vs. Rutgers (11/20/10) *
Sacks	4.0 by Alex Daniels at Miami (Ohio) (10/3/09) * Antwan Peek vs. Louisiana-Monroe (12/1/01) *
Forced Fumbles	3 by Antwan Peek vs. Louisiana Monroe (12/1/01) *
Fumble Recoveries	2 by Willis Edwards vs. Memphis (10/26/02) * Ivan Fields at Memphis (11/11/00) * Jeff Luc vs. USF (10/14/14) * Wes Richardson at NC State (9/16/10) *
Pass Break Ups	4 by Zach Norton vs. Louisville (10/27/01) *
Interceptions	4 by Bob Hynes vs. Ohio Northern (1923)
Interception Return Yards	123 by Shawn Ferguson vs. Memphis (1998)
Interception Returns for Touchdowns	2 by Shawn Ferguson vs. Memphis (1998)
Blocked Kicks	2 by Connor Barwin at Marshall (10/3/08) * Antwan Peek vs. Miami (10/28/00) *

* - Since 2000

2016 UNIVERSITY OF CINCINNATI FOOTBALL

THE LAST TIME

SCORING

Scored 30 or more points	31 vs. East Carolina (10/22/16)
Scored 40 or more points	49 vs. Tulsa (11/14/15)
Scored 50 or more points	52 vs. UCF (10/31/15)
Scored 60 or more points	66 vs. Northwestern State (09/14/13)
Scored 70 or more points	72 vs. Austin Peay (09/03/11)

TOTAL OFFENSE

Had more than 400 total yards	513 vs. East Carolina (10/22/16)
Had more than 450 total yards	513 vs. East Carolina (10/22/16)
Had more than 500 total yards	513 vs. East Carolina (10/22/16)
Had more than 550 total yards	652 vs. Tulsa (11/14/15)
Had more than 600 total yards	652 vs. Tulsa (11/14/15)
Had more than 650 total yards	652 vs. Tulsa (11/14/15)
Had more than 700 total yards	726 vs. UCF (10/31/15)

RUSHING OFFENSE

Rushed for 150 or more yards	165 vs. East Carolina (10/22/16)
Rushed for 200 or more yards	262 at Purdue (09/10/16)
Rushed for 250 or more yards	262 at Purdue (09/10/16)
Rushed for 300 or more yards	322 vs. Northwestern State (09/14/13)
Rushed for 350 or more yards	387 vs. Austin Peay (09/03/11)
Rushed for 400 or more yards	464 vs. Case Western Reserve & VMI (10/24/53 & 11/14/53)
Rushed for 425 or more yards	464 vs. Case Western Reserve & VMI (10/24/53 & 11/14/53)

PASSING OFFENSE

Passed for 250 or more yards	348 vs. East Carolina (10/22/16)
Passed for 300 or more yards	348 vs. East Carolina (10/22/16)
Passed for 350 or more yards	386 vs. Tulsa (11/14/15)
Passed for 400 or more yards	523 at Houston (11/07/15)
Passed for 450 or more yards	523 at Houston (11/07/15)
Passed for 500 or more yards	523 at Houston (11/07/15)
Passed for 600 or more yards	620 at Memphis (09/24/15)

SCORING DEFENSE

Allowed 0 points	0 at UConn (11/22/14)
Allowed 3 or fewer points	0 at UConn (11/22/14)
Allowed 7 or fewer points	7 vs. UT Martin (09/01/16)
Allowed 10 or fewer points	7 vs. UT Martin (09/01/16)
Allowed 14 or fewer points	7 vs. UT Martin (09/01/16)

TOTAL DEFENSE

Allowed fewer than 75 total yards	53 vs. Kansas (09/20/97)
Allowed fewer than 100 total yards	87 at Miami (Ohio) (09/21/13)
Allowed fewer than 125 total yards	87 at Miami (Ohio) (09/21/13)
Allowed fewer than 150 total yards	129 at UConn (11/22/14)
Allowed fewer than 175 total yards	129 at UConn (11/22/14)
Allowed fewer than 200 total yards	129 at UConn (11/22/14)
Allowed fewer than 225 total yards	129 at UConn (11/22/14)
Allowed fewer than 250 total yards	246 vs. Alabama A&M (09/05/15)
Allowed fewer than 275 total yards	266 vs. UConn (10/24/15)
Allowed fewer than 300 total yards	296 vs. Temple (09/12/15)

RUSHING DEFENSE

Allowed 0 or fewer yards	-3 at Miami (OH) (10/01/11)
Allowed 10 or fewer yards	7 at Miami (Ohio) (09/21/13)
Allowed 20 or fewer yards	7 at Miami (Ohio) (09/21/13)
Allowed 30 or fewer yards	7 at Miami (Ohio) (09/21/13)
Allowed 40 or fewer yards	33 at Houston (11/23/13)
Allowed 50 or fewer yards	48 at UConn (11/22/14)
Allowed 60 or fewer yards	48 at UConn (11/22/14)
Allowed 70 or fewer yards	65 vs. Miami (Ohio) (09/24/16)
Allowed 80 or fewer yards	65 vs. Miami (Ohio) (09/24/16)
Allowed 90 or fewer yards	65 vs. Miami (Ohio) (09/24/16)
Allowed 100 or fewer yards	65 vs. Miami (Ohio) (09/24/16)

PASSING DEFENSE

Allowed 0 passing yards	-1 vs. Xavier (10/09/71)
Allowed 50 or fewer yards	49 vs. UAB (11/30/02)
Allowed 100 or fewer yards	81 vs. Temple (09/12/15)
Allowed 150 or fewer yards	146 vs. UT Martin (09/01/16)
Allowed 175 or fewer yards	146 vs. UT Martin (09/01/16)
Allowed 200 or fewer yards	199 at Temple (10/28/16)

INDIVIDUAL RUSHING

Had a player rush for 100 or more yards	137 by Mike Boone vs. Tulsa (11/14/15)
Had a player rush for 150 or more yards	212 by Mike Boone vs. USF (10/24/14)
Had a player rush for 200 or more yards	212 by Mike Boone vs. USF (10/24/14)
Had a player rush for 225 or more yards	238 by Richard Hall vs. Miami (OH) (09/11/04)
Had two players rush for 100 or more yards	Williams (140), Boone (117) vs. UConn (10/24/15)
Had a player rush for 2 or more TDs	2 by Hayden Moore at Purdue (09/10/16)
Had a player rush for 3 or more TDs	3 by Mike Boone vs. Tulsa (11/14/15)
Had a player rush for 4 or more TDs	4 by Isaiah Pead vs. Rutgers (11/20/10)
Had a player rush for 5 or more TDs	6 by Ike Stewart vs. Transylvania (10/05/1912)

INDIVIDUAL PASSING

Had a player pass for 200 or more yards	348 by Gunner Kiel vs. East Carolina (10/22/16)
Had a player pass for 250 or more yards	348 by Gunner Kiel vs. East Carolina (10/22/16)
Had a player pass for 300 or more yards	348 by Gunner Kiel vs. East Carolina (10/22/16)
Had a player pass for 350 or more yards	386 by Gunner Kiel vs. Tulsa (11/14/15)
Had a player pass for 400 or more yards	523 by Gunner Kiel at Houston (11/07/15)
Had a player pass for 450 or more yards	523 by Gunner Kiel at Houston (11/07/15)
Had a player pass for 500 or more yards	523 by Gunner Kiel at Houston (11/07/15)
Had a player pass for 2 or more TDs	4 by Gunner Kiel vs. East Carolina (10/22/16)
Had a player pass for 3 or more TDs	4 by Gunner Kiel vs. East Carolina (10/22/16)
Had a player pass for 4 or more TDs	4 by Gunner Kiel vs. East Carolina (10/22/16)
Had a player pass for 5 or more TDs	5 by Gunner Kiel vs. UCF (10/31/15)
Had a player pass for 6 or more TDs	6 by Gunner Kiel vs. Toledo (09/12/14)
Had a player complete 20 passes	23 by Gunner Kiel vs. East Carolina (10/22/16)
Had a player complete 25 passes	29 by Hayden Moore at UConn (10/08/16)
Had a player complete 30 passes	30 by Gunner Kiel at East Carolina (11/28/15)
Had a player complete 35 passes	35 by Deontey Kenner at Southern Miss (10/23/99)
Had a player complete 10 straight passes	10 by Gunner Kiel vs. Tulsa (11/14/15)
Had a player throw 30 passes	40 by Gunner Kiel vs. East Carolina (10/22/16)
Had a player throw 35 passes	40 by Gunner Kiel vs. East Carolina (10/22/16)
Had a player throw 40 passes	40 by Gunner Kiel vs. East Carolina (10/22/16)
Had a player throw 45 passes	56 by Hayden Moore at UConn (10/08/16)
Had a player throw 50 passes	56 by Hayden Moore at UConn (10/08/16)

INDIVIDUAL RECEIVING

Had a player with 10 or more receptions in a game	11 by Kahlil Lewis vs. East Carolina (10/22/16)
Had a player with 11 or more receptions in a game	11 by Kahlil Lewis vs. East Carolina (10/22/16)
Had a player with 12 or more receptions in a game	15 by Shaq Washington at East Carolina (11/28/15)
Had a player with 13 or more receptions in a game	15 by Shaq Washington at East Carolina (11/28/15)
Had a player with 14 or more receptions in a game	15 by Shaq Washington at East Carolina (11/28/15)
Had a player with 15 or more receptions in a game	15 by Shaq Washington at East Carolina (11/28/15)
Had a player receive 100 or more yards	150 by Kahlil Lewis vs. East Carolina (10/22/16)
Had a player receive 150 or more yards	150 by Kahlil Lewis vs. East Carolina (10/22/16)
Had a player receive 200 or more yards	221 by Chris Moore at Ohio State (09/27/14)
Had a player receive 250 or more yards	254 by Tom Rossley vs. Louisville (11/09/68)
Had a player receive for 2 or more TDs	2 by Devin Gray at Temple (10/28/16)
Had a player receive for 3 or more TDs	3 by Kahlil Lewis vs. East Carolina (10/22/16)

GAMES AGAINST RANKED TEAMS

Beat a top 25 team	vs. No. 25 Virginia Tech (09/29/12)
Beat a top 10 team	No. 7 Rutgers, 30-11 (11/18/06)
Beat a ranked opponent at home	No. 21 USF, 34-17 (10/15/09)
Beat a ranked opponent on the road	at No. 14 Pittsburgh, 45-44 (12/05/09)
Beat a ranked opponent at a neutral site	vs. No. 25 vs. Virginia Tech (FedEx Field/09/29/12)
Beat back-to-back ranked opponents	10/30/08-11/08/08 #24 USF @ #20 West Virginia
Lost to a ranked opponent at home	No. 6/7 Houston, 40-16 (9/15/16)

SPECIAL SITUATIONS

Scored on the first play from scrimmage	McKay 80-yard pass from Kiel vs. Memphis (10/4/14)
Had a game-winning field goal	Andrew Gantz, 42 yards at East Carolina (11/28/15)
UC shutout its opponent	at UConn (11/22/14, W, 41-0)
UC was shutout	vs. No. 16 West Virginia (11/09/05, L 38-0)
Converted a 2-point play	Hayden Moore to DJ Dowdy vs. UT Martin (09/1/16)

RETURNS/SPECIAL TEAMS/DEFENSE

Returned a KO for a TD	Ralph David Abernathy IV, 90 yards (12/31/11 vs. Vanderbilt)
Returned a Punt for a TD	Mardy Gilyard, 53 yards (9/12/09 vs. SEMO)
Had Two Interceptions	3 by Mike Tyson at Purdue (09/10/16)
Had Three Interceptions	3 by Mike Tyson at Purdue (09/10/16)
Returned an INT for a TD	Tyrell Gilbert, 58 yards (9/1/16 vs. UT Martin)
Returned 2 INTs for TDs	2 vs. Akron (D. Battle-30 yards and C. Cheatham-53 yards) (9/17/11)
Recovered a fumble in endzone for a TD	Eric Wilson (muffed punt in end zone) at Tulane (10/31/14)
Executed a successful onside kick	Kick by Miliano/Recovered by Morrison at Rutgers (11/16/13)

2016 UNIVERSITY OF CINCINNATI FOOTBALL

CINCINNATI RECORD

	2016	2015	2014	2013	2012	2011	2010	2009	2008	2007	Since 2007
Overall	4-4	7-6	9-4	9-4	10-3	10-3	4-8	12-1	11-3	10-3	86-39
When playing at home	3-2	5-1	5-1	5-1	6-1	5-1	3-4	6-0	6-0	4-2	48-13
When playing on road	1-2	2-4	4-2	4-2	2-2	4-2	1-4	6-0	5-2	5-1	34-21
At Neutral Sites	0-0	0-1	0-1	0-1	2-0	1-0	0-0	0-1	0-1	1-0	4-5
When playing on natural grass	1-2	1-2	2-1	1-2	4-0	2-1	0-3	2-0	0-3	3-1	16-15
When playing on artificial turf	3-2	6-4	7-3	8-2	6-3	8-2	4-5	10-1	11-0	7-2	70-24
When playing during the day	2-2	4-2	3-2	6-2	4-1	7-3	1-4	8-0	3-2	4-1	42-19
When playing at night	2-2	3-4	6-2	3-2	6-2	3-0	3-4	4-1	8-1	6-2	46-20
When scoring first	2-1	3-2	7-3	7-0	8-1	6-2	3-3	9-0	10-2	6-2	61-16
When opponent scores first	2-3	4-4	2-1	2-4	2-2	4-1	1-5	3-1	1-1	4-1	25-23
When leading after first quarter	2-0	6-1	6-0	3-0	8-1	5-0	3-2	8-0	9-1	8-2	58-7
When trailing after first quarter	2-3	1-5	1-3	3-4	2-2	3-1	0-5	2-1	1-1	1-0	16-25
When tied after first quarter	0-1	0-0	2-1	3-0	0-0	2-2	1-1	2-0	1-1	1-1	12-7
When leading at halftime	2-1	6-2	9-0	8-0	8-1	7-0	3-0	10-0	9-1	9-1	71-6
When trailing at halftime	1-3	1-3	0-4	0-4	2-2	2-3	1-7	1-1	2-2	1-1	11-30
When tied at halftime	1-0	0-1	0-0	1-0	0-0	1-0	0-1	1-0	0-0	0-1	4-3
When leading after three quarters	3-0	6-2	9-0	8-1	10-1	6-0	4-0	11-0	10-0	10-0	77-4
When trailing after three quarters	1-4	0-4	0-4	0-3	0-2	2-2	0-8	1-1	1-3	0-2	5-34
When tied after three quarters	0-0	1-0	0-0	1-0	0-0	2-1	0-0	0-0	0-0	0-1	4-2
In overtime	0-0	0-0	0-0	0-1	0-1	0-0	0-0	0-0	1-0	0-0	1-2
When Cincinnati has more rushing yards	2-0	7-0	5-0	9-0	9-2	9-2	3-1	8-0	8-0	8-1	67-6
When opponent has more rushing yards	2-4	0-6	4-4	0-4	1-1	1-1	1-6	4-1	3-3	2-2	18-32
When Cincinnati rushes for 150 or more yards	3-0	7-0	6-0	6-1	8-2	6-2	4-2	4-0	2-0	4-0	50-7
When Cincinnati rushes for 200 or more yards	1-0	5-0	4-0	3-0	7-1	3-0	3-0	3-0	2-0	3-0	35-1
When Cincinnati holds opponent to 100 rushing yards or less	1-0	2-0	4-0	7-0	3-0	5-1	3-3	3-0	6-0	8-1	42-5
When Cincinnati holds opponent to 150 rushing yards or less	2-0	4-0	5-0	8-1	6-1	8-2	3-4	4-0	7-0	8-1	55-9
When Cincinnati has more passing yards	3-2	5-5	6-3	8-3	4-2	1-0	1-4	11-0	8-2	5-2	51-23
When opponent has more passing yards	1-2	2-1	2-1	1-1	5-1	9-3	3-5	1-1	3-1	5-1	32-17
When Cincinnati passes for 200 or more yards	4-3	7-5	7-4	8-3	8-2	6-2	3-4	5-0	4-2	10-2	62-26
When Cincinnati passes for 300 or more yards	1-1	4-3	4-3	5-2	2-0	1-0	1-3	7-0	3-0	3-2	31-14
When Cincinnati holds opponent to 200 passing yards or less	1-1	3-3	3-1	5-2	3-2	2-1	1-4	6-0	5-2	3-2	32-18
When Cincinnati holds opponent to 150 passing yards or less	1-0	3-2	1-1	3-1	1-1	1-0	0-1	2-0	2-0	1-1	15-7
When Cincinnati holds opponent to 100 passing yards or less	0-0	0-1	1-0	2-0	0-0	1-0	0-0	0-0	1-0	1-0	6-1
When Cincinnati has more total yards	4-0	7-3	7-1	9-2	7-1	7-0	4-4	10-0	10-0	7-1	82-12
When opponent has more total yards	0-4	0-3	2-3	0-2	3-2	3-2	0-4	2-1	1-3	3-2	14-26
When Cincinnati has 300 or more yards	4-3	7-5	8-4	9-4	10-3	10-2	4-4	12-0	11-1	9-3	84-29
When Cincinnati has 400 or more yards	3-0	7-4	7-3	8-2	7-1	3-1	3-2	10-0	4-0	8-2	60-15
When Cincinnati has 500 or more yards	2-0	5-3	5-0	4-0	1-0	3-0	2-1	3-0	1-0	3-0	29-4
When Cincinnati has 600 or more yards	0-0	3-1	0-0	2-0	0-0	0-0	2-0	1-0	0-0	1-0	9-1
When Cincinnati has 700 or more yards	0-0	1-1	0-0	0-0	0-0	0-0	0-0	1-0	0-0	0-0	2-1
When Cincinnati has more first downs	2-1	7-2	6-2	9-1	5-1	7-0	4-3	7-0	6-1	7-1	60-12
When opponent has more first downs	2-3	0-2	1-2	0-3	5-2	3-3	0-5	5-1	3-2	3-2	22-25
When first downs are equal	0-0	0-2	2-0	0-0	0-0	0-0	0-0	0-0	2-0	0-0	4-2
When Cincinnati forces more turnovers	2-1	1-1	7-1	4-0	8-0	6-1	1-0	8-0	2-0	8-0	47-4
In games decided by three points or less	0-0	1-1	0-0	1-0	1-1	2-1	0-1	3-0	3-0	1-0	12-4
In games decided by seven points or less	1-0	2-2	2-0	2-2	1-3	3-1	0-1	0-0	5-0	2-3	18-12
In black jerseys	1-3	4-0	3-2	2-2	6-3	5-0	3-2	3-0	6-1	5-2	38-15
In white jerseys	2-1	2-5	5-2	4-2	4-0	5-2	1-4	7-1	4-2	5-1	39-19
In red jerseys	1-0	1-1	1-0	3-0	1-0	0-1	0-2	2-0	1-0	0-0	10-4