



2013-14 Men's BASKETBALL RELEASE 24
FEBRUARY 11, 2014
University of the Pacific
Athletic Media Relations
Contact: Mike Millerick
(209) 946-2866
email: mmilleri@pacific.edu

**PACIFIC HOME FOR FOUR OF LAST SIX;
 TIGERS RANKED 5TH NATIONALLY IN FT PERCENTAGE**

RADIO: Tiger basketball games are broadcast live on KWSX (1280 AM) in Stockton ... Zack Bayrouy calls the play-by-play ... Air time is 15 minutes before tip-off ... All regular season Pacific basketball games can be heard outside the KWSX listening area by going to <http://pacifictigers.com> and clicking on the broadcast link - KWSX games are available on IHeartRadio at <http://www.iheart.com/#/live/5236/>

TV: Pacific home games are produced via the Pacific Digital Network at <http://pacifictigers.com> ... All Tiger league games are available through TheW.tv (except the BYU road game).

ON THE INTERNET: Visit <http://pacifictigers.com> for the latest news, scores and information about all 16 NCAA Division I sports at Pacific. All Tiger home and West Coast Conference road games (except BYU) are also available through <http://TheW.tv>.

PROBABLE STARTERS: (2013-14 Pacific Stats)

					points	rebounds	asst
C	13	Khalil Kelley	6-8	Sr.	Rancho Cucamonga, Calif.	6.4	4.7
F	33	Tony Gill	6-8	Sr.	Sacramento, Calif.	11.4	5.9
F	1	Trevin Harris	6-6	Sr.	Kingwood, Texas	7.1	3.7
G	12	Andrew Bock	6-2	Sr.	Rialto, Calif.	12.3	2.0
G	3	Sama Taku	6-2	Sr.	Tucson, Ariz.	11.3	4.1

RESERVES: (listed numerically)

						points	rebounds	asst.
G	2	T.J. Wallace	6-3	Fr.	Stockton, Calif.	7.6	1.8	
G	5	Spencer Llewellyn	6-3	Jr.	Sydney, Australia	0.4	0.1	
F	11	Gabriel Aguirre	6-9	Jr.	Sao Paulo, Brazil	1.4	1.2	
F	15	Aaron Short	6-3	Jr.	Reno, Nev.	4.6	3.3	
F	20	Ross Rivera	6-7	Sr.	Visalia, Calif.	9.3	2.7	
F	24	David Taylor	6-3	Fr.	Eckersdorf, Germany	1.8	0.4	
F	30	Thomas Peters	6-6	Fr.	Campbell, Calif.	0.0	0.0	
C	42	Tim Thomas	6-10	Sr.	Sheridan, Wyo.	2.8	2.0	

HEAD COACH RON VERLIN: Long time associate head coach **Ron Verlin** is in his first year as head coach of the Tigers ... He has a record of 13-10 as the Tiger head coach ... Verlin was named head coach at Pacific on March 26, 2013 ... Ron has been a part of Pacific Basketball as the Associate Head Coach for the last 20 years, under former head coach Bob Thomason ... He was with Coach Thomason for all five NCAA Tournament appearances and the program's seven Big West Conference titles ... He helped coach the Tigers to 354 total wins, including 10 seasons with 20 or more wins ... Ron's twin brother Don is in his sixth year as the head coach at Idaho ... They are one of six pairs of brothers in NCAA Division I.

RECORDS: Pacific is 13-10, 4-8 in the West Coast Conference ... In the latest RealTimeRPI.com RPI rankings, Pacific is at 101 ... The Tigers are 104 in the latest Sagarin Ratings.

TIGERS VS. BYU: Pacific trails the series with Brigham Young 4-3, with the Cougars getting an 88-78 win over the Tigers in Provo on Jan. 30 ... The teams have split a pair of games in Stockton, both coming within two days of each other at the Civic Auditorium in 1975 ... The teams have never met in the Spanos Center.

BRIGHAM YOUNG
3-4 (1-1, 1-2, 1-1)

12-22-61	L	67-69
3-20-71 +	W	84-81
12- 4-75 •	W	71-66
12- 6-75 •	L	62-89
12- 1-84 +	L	63-72
11-30-96	W	80-58
1-30-14	L	78-88

2013-14 PACIFIC SCHEDULE & RESULTS
(13-10 Overall, 4-8 West Coast Conference)

DATE		OPPONENT	TIME
WED 10/30		CS STANISLAUS (EX)	W 80-70
SUN 11/3		MONTANA TECH (EX)	W 76-52
FRI 11/8	AT	NEVADA	W 80-78
TUE 11/12		UC IRVINE	W 84-79
SUN 11/17		WESTERN ILLINOIS	W 76-62
SAT 11/23		# FRESNO STATE	W 86-77
11/29-12/1	AT	GS HARDWOOD CHALLENGE (EUGENE, OR)	
FRI 11/29	AT	OREGON (PAC-12 NET)	L 62-85
SAT 11/30		VS. CAL POLY	W 73-71
SUN 12/1		VS. NORTH DAKOTA	W 93-76
SAT 12/7	AT	UTAH STATE	W 78-68
SAT 12/14		MENLO COLLEGE	W 84-73
12/20-21	AT	SOUTH POINT HOLIDAY CLASSIC (LAS VEGAS, NV)	
FRI 12/20		VS. PRINCETON	L 58-83
SAT 12/21		VS. BRADLEY	W 71-55
MON 12/30		# SAINT MARY'S * (CSN)	L 80-88
THU 1/2	AT	PORTLAND * (ROOT)	L 64-72
SAT 1/4	AT	GONZAGA * (ROOT)	L 64-86
THU 1/9		SAN FRANCISCO * (THEW)L	72-81 (OT)
SAT 1/11		SANTA CLARA * (CSN)	W 80-68
SAT 1/18	AT	SAINT MARY'S * (THEW)	L 73-79
THU 1/23		LOYOLA MARYMOUNT *	L 81-92
SAT 1/25		# PEPPERDINE * (THEW)	W 76-66
THU 1/30	AT	BYU * (BYUTV)	L 78-88
SAT 2/1	AT	SAN DIEGO * (CSN)	W 84-67
THU 2/6	AT	PEPPERDINE * (THEW)	L 69-80
SAT 2/8	AT	LOYOLA MARYMOUNT * (THEW)	W 82-72
THU 2/13		BYU * (CSN)	8:00PM
SAT 2/15		SAN DIEGO * (CSN)	7:00PM
THU 2/20	AT	SANTA CLARA * (THEW)	7:00PM
SAT 2/22	AT	SAN FRANCISCO * (CSN)	3:00PM
THU 2/27		GONZAGA * (ESPNU)	7:00PM
SAT 3/1		PORTLAND * (THEW WC)	3:00PM
3/6-3/10	AT	WCC TOURNAMENT (LAS VEGAS, NV)	

ALL TIMES PACIFIC UNLESS NOTED
 # - DOUBLEHEADER WITH WOMEN'S BASKETBALL
 ALL HOME AND WEST COAST GAMES TELEVIEWED BY THEW.TV OR P.TV

2013-14 WEST COAST CONFERENCE STANDINGS

Team	Conference	W-L	Pct.	Overall
#24 Gonzaga		11-1	.917	21-4
BYU		9-4	.692	17-9
Saint Mary's		8-4	.667	18-7
San Francisco		8-5	.615	15-10
Pepperdine		7-6	.538	14-11
Portland		5-7	.417	13-11
Pacific		4-8	.333	13-10
San Diego		4-9	.308	13-13
Santa Clara		4-9	.308	11-15
Loyola Marymount		3-10	.231	11-14

Upcoming Schedule (all times Pacific)

Thursday, Feb. 13

Pepperdine @ Gonzaga	6:00 p.m.
Loyola Marymount @ Portland	7:00 p.m.
BYU @ Pacific	8:00 p.m.
San Diego @ Saint Mary's	8:00 p.m.

Saturday, Feb. 15

Pepperdine @ Portland	1:00 p.m.
BYU @ Saint Mary's	5:00 p.m.
Loyola Marymount @ Gonzaga	5:00 p.m.
San Diego @ Pacific	7:00 p.m.
San Francisco @ Santa Clara	8:00 p.m.

PACIFIC MEN'S BASKETBALL - NUMERICAL ROSTER

No.	Name	Pos.	Ht.	Wt.	Yr.-Exp.	Hometown (Previous Schools)
1	Trevin Harris	F	6-5	215	Sr.-2L	Kingwood, Texas (Kingwood HS/Western Wyoming CC)
2	T.J. Wallace	G	6-3	205	Fr.-HS	Stockton, Calif. (Modesto Christian HS)
3	Sama Taku	G	6-2	185	Sr.-1L	Tucson, Ariz. (Tucson HS/Santa Rosa JC)
4	Aaron Hendricks	G	6-0	185	Fr.-RS	Loomis, Calif. (Del Oro HS/New Hampton School)
5	Spencer Llewellyn	G	6-3	200	Jr.-2L	Sydney, Australia (Sydney Boys HS)
11	Gabriel Aguirre	F	6-9	240	Jr.-JC	Sau Paulo, Brazil (City College of San Francisco)
12	Andrew Bock	G	6-2	175	Sr.-2L	Rialto, Calif. (Creighton University)
13	Khalil Kelley	F	6-8	225	Sr.-3L	Rancho Cucamonga, Calif. (Los Osos HS)
15	Aaron Short	F	6-3	215	Jr.-RS	Reno, Nev. (North Valley HS/Cabrillo College)
20	Ross Rivera	F	6-7	225	Sr.-2L	Visalia, Calif. (El Diamante HS/College of the Sequoias)
22	Ray Bowles	G	6-5	190	Fr.-HS	Modesto, Calif. (Modesto Christian HS)
24	David Taylor	F	6-3	180	Fr.-HS	Eckersdorf, Germany (Graf-Muenster Gymnasium)
30	Thomas Peters	F	6-6	200	Fr.-RS	Campbell, Calif. (Archbishop Mitty HS)
33	Tony Gill	F	6-8	220	Sr.-1L	Sacramento, Calif. (Oakmont HS/Cosumnes River College)
42	Tim Thomas	C	6-10	255	Sr.-1L	Sheridan, Wyo. (Sheridan HS/Las Positas JC)

BASKETBALL STAFF

Head Coach: Ron Verlin, 1st season (Sacramento State '90)
Coaching Records: Pacific: 0-0 (1 year)
 NCAA: 0-0 (1 year)

Associate Head Coach: Adam Jacobsen, 13th season (Pacific '97)

Assistant Coaches: Calvin Byrd, 8th season (Villanova '93)
 Dwight Young, 1st season (Oregon State '93)

Assistant to the Head Coach: Joe Ford, 3rd season (Pacific '10)
Coordinator of Basketball Operations: Matt Sperisen, 1st season (Menlo College '89)

PACIFIC QUICK FACTS

Website: <http://pacificigers.com>
 Facebook: <http://facebook.com/PacificMBB>
 Twitter: <http://twitter.com/PacificMensBB>
 Instagram: <http://instagram.com/pacificmensbb>

Location: Stockton, CA 95211
 Founded: 1851, (California's first chartered university)
 Enrollment: 6,652
 Colors: Orange & Black
 Affiliation: NCAA Division I
 Conference: West Coast Conference
 Home Arena: Alex G. Spanos Center (6,150)
 2012-13 Overall Record: 22-13
 2012-13 Big West Conference Record: 13-5 (2nd)
 Starters Returning/Lost: 2/3
 Lettermen Returning/Lost: 8/7
 Newcomers: 8 (including 4 redshirts)

President: Pamela A. Eibeck
 Vice President of External Relations & Athletics: Dr. Ted Leland
 NCAA/Big West Faculty Representative: Dr. Bob Hanyak
 Assistant Athletic Director for Communications: Mike Millerick

NCAA Tournament Appearances:
 1966, 1967, 1971, 1979, 1997, 2004, 2005, 2006, 2013

National Invitational Tournament Appearances:

1998

CollegelInsider.com Tournament Appearances:
 2009, 2010

TIGER PRONUNCIATION GUIDE

3	Sama Taku	Guard
	(pronounced SAH-muh TAH-koo)	
11	Gabriel Aguirre	Forward
	(pronounced AH-Ghee-Hee)	
13	Khalil Kelley	Center
	(pronounced Kuh-Lil)	
24	David Taylor	Forward
	(pronounced DAH-Vid)	
	Ron Verlin	Head Coach
	(pronounced VUR-lin)	

Roster Breakdown (15)

Seniors (7)

Andrew Bock
 Tony Gill
 Trevin Harris
 Khalil Kelley
 Ross Rivera
 Sama Taku
 Tim Thomas

Freshmen (5)

Ray Bowles
 Aaron Hendricks
 Thomas Peters
 David Taylor
 T.J. Wallace

Guards (6)

Andrew Bock
 Ray Bowles
 Aaron Hendricks
 Spencer Llewellyn
 Sama Taku
 T.J. Wallace

Forwards (8)

Gabriel Aguirre
 Tony Gill
 Trevin Harris
 Khalil Kelley
 Thomas Peters
 Ross Rivera
 Aaron Short
 David Taylor

Juniors (3)

Gabriel Aguirre
 Spencer Llewellyn
 Aaron Short

Centers (1)

Tim Thomas






1 **TREVIN HARRIS**
F, 6-5, 215, Sr.
Kingwood, Texas



2 **T.J. WALLACE**
G, 6-3, 205, Fr.
Stockton, Calif.



3 **SAMA TAKU**
G, 6-2, 185, Sr.
Tucson, Ariz.



4 **AARON HENDRICKS**
G, 6-0, 185, Fr.
Loomis, Calif.



5 **SPENCER LLEWELLYN**
G, 6-3, 200, Jr.
Sydney, Australia



11 **GABRIEL AGUIRRE**
F, 6-9, 240, Jr.
Sao Paulo, Brazil




12 **ANDREW BOCK**
G, 6-2, 175, Sr.
Rialto, Calif.



13 **KHALIL KELLEY**
F, 6-8, 225, Sr.
Rancho Cucamonga, Calif.



15 **AARON SHORT**
G, 6-3, 215, Jr.
Reno, Nev.




20 **ROSS RIVERA**
F, 6-7, 225, Sr.
Visalia, Calif.



22 **RAY BOWLES**
F, 6-3, 190, Fr.
Modesto, Calif.



24 **DAVID TAYLOR**
F, 6-3, 180, Fr.
Eckersdorf, Germany



30 **THOMAS PETERS**
F, 6-6, 200, Fr.
Campbell, Calif.



33 **TONY GILL**
F, 6-8, 220, Sr.
Sacramento, Calif.



42 **TIM THOMAS**
C, 6-10, 255, Sr.
Sheridan, Wyo.



RON VERLIN
Head Coach
1st Season
Sacramento State, '90



ADAM JACOBSEN
Associate Head Coach
13th Season
Pacific, '97



CALVIN BYRD
Assistant Coach
8th Season
Villanova, '93



DWIGHT YOUNG
Assistant Coach
1st Season
Oregon State, '93



JOE FORD
Assistant to the
Head Coach
Fourth Season
Pacific, '10



MATT SPERRISEN
Coordinator of
Basketball Operations
First Season
Menlo College, '89

PACIFIC™

Game 23 - Pacific 82, Loyola Marymount: Freshman T.J. Wallace scored a career-high 22 points as the Pacific men's basketball team defeated Loyola Marymount 82-72 on Saturday, Feb. 8 at Gersten Pavilion on the LMU campus. The Tigers improved to 13-10 overall and 4-8 in West Coast Conference action. The Lions dropped to 11-14 overall and 3-10 in WCC play. The Tigers jumped out to a 7-2 lead after a three-pointer from senior Andrew Bock. Both teams struggled from the field, with both teams hovering around the 30% mark for most of the first half. LMU jumped right back with a 10-2 run to take a 12-9 lead with 9:42 remaining. Pacific responded with a 10-2 run of its own, as freshman T.J. Wallace scored five of his 10 points in the run. A pair of threes in the final three minutes from Wallace and Bock gave the Tigers a nine point lead (27-18) and Pacific held a 32-23 lead. The 23 points allowed ties for the defensive effort of the season (Western Illinois). After the Tigers pulled ahead by 11 on a jumper by senior Sama Taku, LMU went on an 8-1 run, getting a pair of three-pointers from Anthony Ireland to cut the lead to 35-31. Pacific pushed the lead right back to 11 (44-33) with a 9-2 run, as Wallace capped the stretch with a three-pointer. Wallace answered with three-pointers on two of the next three Tiger possessions, answering scores by the Lions. With the Tigers leading 60-49, the Lions scored five straight, but a Tony Gill jumper and another three-pointer by Wallace kept Pacific ahead by 11 (67-56). The Tigers' lead did not fall below eight the rest of the way. Wallace hit six of eight from three-point range on the way to 22 points. Bock added 12 points and five assists, Taku had 14 points and Harris scored 12. The Tigers shot 63.2% in the second half (12-19), which helped hold off the hot-shooting Lions (56.7%, 17-30 second half).

Pacific 82, Loyola Marymount 72 * 2/08/14 * at Los Angeles, CA (Gersten Pavilion)

VISITORS: Pacific 13-10 (4-8 WCC)

##	Player Name	TOT-FG			3-PT			REBOUNDS							
		FG-FGA	FG-FGA	FT-FTA	OF	DE	TOT	PF	TP	A	TO	BLK	S	MIN	
01	HARRIS, Trevin.....	f	3-7	2-6	4-4	0	0	0	2	12	3	0	1	1	24
33	GILL, Tony.....	f	3-4	0-1	3-4	0	5	5	3	9	5	1	0	0	30
13	KELLEY, Khalil.....	c	1-2	0-0	3-6	4	6	10	3	5	1	0	2	0	28
03	TAKU, Sama.....	g	6-9	0-1	2-2	1	4	5	3	14	3	4	0	1	25
12	BOCK, Andrew.....	g	1-5	1-4	9-10	0	1	1	2	12	5	1	0	0	32
02	WALLACE, T.J.....	g	8-12	6-8	0-0	1	2	3	2	22	1	2	0	2	21
11	AGUIRRE, Gabriel.....	g	0-2	0-0	0-0	0	0	0	0	0	0	0	0	1	6
15	SHORT, Aaron.....	g	3-6	2-4	0-0	1	4	5	2	8	0	1	0	1	17
20	RIVERA, Ross.....	g	0-2	0-1	0-0	1	1	2	0	0	0	0	0	0	11
24	TAYLOR, David.....	g	0-1	0-1	0-0	0	0	0	0	0	0	1	0	0	2
42	THOMAS, Tim.....	g	0-0	0-0	0-0	1	0	1	0	0	1	1	0	1	4
TEAM.....						1	1								
Totals.....			25-50	11-26	21-26	8	24	32	19	82	19	11	3	7	200
TOTAL FG% 1st Half: 13-31 41.9%															
2nd Half: 12-19 63.2%															
Game: 50.0%															DEADB
3-Pt. FG% 1st Half: 6-16 37.5%															
2nd Half: 5-10 50.0%															
Game: 42.3%															REBS
F Throw % 1st Half: 0-2 0.0%															
2nd Half: 21-24 87.5%															3

HOME TEAM: Loyola Marymount 11-14 (3-10 WCC)

##	Player Name	TOT-FG			3-PT			REBOUNDS							
		FG-FGA	FG-FGA	FT-FTA	OF	DE	TOT	PF	TP	A	TO	BLK	S	MIN	
15	OSBORNE, Alex.....	f	0-4	0-0	0-0	0	1	1	3	0	0	1	0	0	18
32	LEVIN, Gabe.....	f	6-11	2-3	1-1	3	3	6	0	15	0	0	1	0	39
01	PAYNE, Evan.....	g	6-9	1-3	5-6	1	3	4	5	18	3	7	0	2	37
03	IRELAND, Anthony.....	g	5-17	2-8	5-7	0	1	1	1	17	4	0	0	1	38
11	STOVER, Nick.....	g	4-9	0-2	0-0	2	1	3	5	8	4	2	0	0	30
02	BLACKWELL, CJ.....	g	4-5	4-5	0-0	0	2	2	3	12	2	2	0	2	22
21	HELLER, Max.....	g	0-0	0-0	0-0	0	0	0	2	0	0	0	0	0	2
42	MORNAR, Marin.....	g	0-0	0-0	2-2	0	0	0	2	2	0	1	1	0	14
TEAM.....						1	8	9							
Totals.....			25-55	9-21	13-16	7	19	26	21	72	13	13	2	5	200
TOTAL FG% 1st Half: 8-25 32.0%															
2nd Half: 17-30 56.7%															
Game: 45.5%															DEADB
3-Pt. FG% 1st Half: 3-10 30.0%															
2nd Half: 6-11 54.5%															
Game: 42.9%															REBS
F Throw % 1st Half: 4-6 66.7%															
2nd Half: 9-10 90.0%															2

Officials: Bruce Hicks, Dennis Flannery, Scott Harris

Attendance: 3062

Score by Periods	1st	2nd	Total
Pacific.....	32	50	82
Loyola Marymount.....	23	49	72

Game 22 - Pepperdine 80, Pacific 69: The Pacific men's basketball team dropped an 80-69 decision at Pepperdine on Thursday, Feb. 6 at Firestone Fieldhouse. The Tigers fell to 12-10 overall and 3-8 in West Coast Conference action. The Waves are now 14-10 overall and 7-5 in WCC play. Pacific took an early 4-2 on inside jumpers by seniors Khalil Kelley and Tony Gill. The Waves responded with a 14-2 run, hitting seven of nine shots to take a 17-6 lead with 12:15 left in the half. A three-point play by senior Trevin Harris and a layup by freshman T.J. Wallace cut the lead to 17-11. Pepperdine then exploded for a 17-5 run in which it hit six of eight from the field to take a 34-16 lead with 4:07 remaining. The Tigers finished the half strong, outscoring the Waves 14-4 over the final 3:20 to trail 40-32 at the break. Pacific was 7-8 from the free throw line and hit three three-pointers, including a trey from Bock with :03 left. A three-pointer from Gill cut the lead back to five (42-37) with 18:03

left in the game, but the Waves pulled ahead again. They built the lead back up to 12 (57-45) over the next five minutes and led by 11 (63-52) with 8:57 to go. That was when the Tigers made their biggest push. Pacific outscored Pepperdine 10-3 over the next 3+ minutes, getting a trio of three-pointers from Bock, Gill and junior Aaron Short to make it 66-62 with just 5:20 to play. The Waves then hit seven straight free throws while the Tigers missed three shot attempts and a free throw to give Pepperdine a 74-62 lead with 2:24 remaining. The Tigers did not get closer then seven the rest of the way. Bock and Wallace each scored 15 points to lead the Tigers. Gill scored 12 and Kelley added 10 points. Pacific shot just 38.6% from the field, while the Waves were at 51.0% for the game.

Pepperdine 80, Pacific 69 * 2/06/14 * at Malibu, Calif. (Firestone Fieldhouse)

VISITORS: Pacific 12-10, 3-8 WCC

##	Player Name	TOT-FG			3-PT			REBOUNDS							
		FG-FGA	FG-FGA	FT-FTA	OF	DE	TOT	PF	TP	A	TO	BLK	S	MIN	
01	HARRIS, Trevin.....	f	2-5	1-3	1-1	1	4	5	2	6	2	1	0	2	22
13	KELLEY, Khalil.....	f	4-7	0-0	2-3	1	0	1	3	10	2	2	0	0	26
33	GILL, Tony.....	f	5-8	2-3	0-0	1	7	8	4	12	1	0	0	0	22
03	TAKU, Sama.....	g	0-6	0-2	1-2	1	0	1	0	1	3	2	0	1	19
12	BOCK, Andrew.....	g	4-10	3-5	4-4	2	3	5	4	15	4	3	0	0	32
02	WALLACE, T.J.....	g	3-10	2-6	7-12	0	3	3	1	15	1	0	0	1	28
11	AGUIRRE, Gabriel.....	g	0-0	0-0	0-0	0	0	0	1	0	0	0	0	0	3
15	SHORT, Aaron.....	g	1-2	1-1	0-0	0	1	1	2	3	0	1	1	0	18
20	RIVERA, Ross.....	g	3-6	1-2	0-1	3	1	4	3	7	2	0	0	1	25
24	TAYLOR, David.....	g	0-1	0-1	0-0	0	0	0	0	0	0	1	0	0	1
42	THOMAS, Tim.....	g	0-2	0-0	0-0	1	0	1	0	0	0	0	0	0	4
TEAM.....						4	4								
Totals.....			22-57	10-23	15-23	14	19	33	20	69	15	11	1	5	200
TOTAL FG% 1st Half: 10-31 32.3%															
2nd Half: 12-26 46.2%															
Game: 38.6%															DEADB
3-Pt. FG% 1st Half: 4-11 36.4%															
2nd Half: 6-12 50.0%															
Game: 43.5%															REBS
F Throw % 1st Half: 8-9 88.9%															
2nd Half: 7-14 50.0%															2

HOME TEAM: Pepperdine 14-10, 7-5 WCC

##	Player Name	TOT-FG			3-PT			REBOUNDS							
		FG-FGA	FG-FGA	FT-FTA	OF	DE	TOT	PF	TP	A	TO	BLK	S	MIN	
21	LANE, Brendan.....	f	7-7	0-0	4-7	2	6	8	4	18	1	2	5	0	30
45	RAINES, Jett.....	f	2-4	0-0	1-2	1	1	2	1	5	0	2	1	1	18
00	UEHNYI, Amadi.....	g	2-4	2-3	3-4	0	0	0	0	9	4	0	0	0	23
03	MAJOR, Jeremy.....	g	0-4	0-1	1-2	0	5	5	1	1	8	1	2	2	35
15	BROOKS, Malcolm.....	g	4-7	2-3	1-1	0	3	3	3	11	2	2	0	0	29
05	DAVIS, Stacy.....	g	6-12	1-1	11-11	3	5	8	2	24	2	2	1	0	26
11	RUSSELL, Atif.....	g	0-1	0-0	0-0	0	1	1	1	0	0	0	0	0	4
13	MILLS, Austin.....	g	0-0	0-0	0-0	0	0	0	1	0	1	0	1	0	3
30	MURRAY JR., Lamond.....	g	1-2	0-0	0-1	0	0	0	1	2	0	1	0	0	4
31	SKOUEV, Nikolas.....	g	2-7	1-4	0-0	0	4	4	3	5	3	0	0	0	22
44	KRAMER, Malte.....	g	1-1	1-1	2-2	1	1	2	3	5	0	0	0	0	6
TEAM.....						2	1	3							
Totals.....			25-49	7-13	23-30	9	27	36	20	80	20	11	9	4	200
TOTAL FG% 1st Half: 16-28 57.1%															
2nd Half: 9-21 42.9%															
Game: 51.0%															DEADB
3-Pt. FG% 1st Half: 4-7 57.1%															
2nd Half: 3-6 50.0%															
Game: 53.8%															REBS
F Throw % 1st Half: 4-7 57.1%															
2nd Half: 19-23 82.6%															3

Officials: Tommy Nunez, Glen Mayberry, Jeff Ketchu

Attendance: 989

Score by Periods	1st	2nd	Total
Pacific.....	32	37	69
Pepperdine.....	40	40	80

Conference became official. Pacific will field a team in 10 of the Conference's 14 sponsored sports – including softball, which will be played under the West Coast Conference banner for the first time in 2014. Pacific was one of five founding members of the WCC (then the California Basketball Association) in 1952-53 and remained in the Conference until 1971. "The West Coast Conference is delighted to welcome back University of the Pacific as our 10th member institution," said University of San Diego President Mary E. Lyons, PhD. "Pacific has a rich tradition of strong academics and competitive athletics and will fit right in with our other WCC schools. We look forward to competing with them and working with them to build an even stronger conference whose teams regularly participate in post-season tournaments and national championships." "We are delighted to be part of the West Coast Conference once again," said University of the Pacific President Pamela A. Eibeck. "This is a conference that celebrates the values we hold dear at Pacific: high-quality academics; great teaching; serious athletic competition; and developing the whole student, including their intellectual, social, physical, and spiritual growth." Pacific joined current WCC members Saint Mary's College, the University of San Francisco and Santa Clara University, as well as San Jose State, as the five founding members of the California Basketball Association. The league began play on January 2, 1953, as a convenient way for five Northern California schools to play basketball. The league became the West Coast Athletic Conference in 1956 after adding both Loyola Marymount University and Pepperdine University in 1955. Pacific left the WCAC in 1971, and since that time, the Conference has added the University of Portland (1976), Gonzaga University (1979), the University of San Diego (1979) and Brigham Young University (2011) and shortened its name to the West Coast Conference. The University of the Pacific has enjoyed an impressive recent history of men's basketball success, with NCAA Tournament appearances in 2004, 2005, 2006 and 2013. The Tigers upset fifth-seeded Providence in the 2004 NCAA Tournament, and after receiving an at-large bid as a No. 8 seed in 2005, posted an opening round win over Pittsburgh. Pacific made its third straight NCAA appearance in 2006 and fell in overtime to fourth-seeded Boston College. Pacific has enjoyed success in women's sports, as well, winning the Big West Conference women's basketball title and establishing a new school record with 27 wins in 2013. The Tiger softball team was the 2011 Big West champion, winning 37 games. Both of Pacific's NCAA Championships have come in women's volleyball with back-to-back national titles in 1985 and 1986 amidst a stretch of 24 consecutive NCAA Tournament appearances. Pacific will join in the WCC in 2013-14 in baseball, men's and women's basketball, women's cross country, men's golf, women's soccer, softball, men's and women's tennis and women's volleyball. Men's Soccer will be added as a varsity sport at Pacific beginning in 2014. "We are excited to welcome back the University of the Pacific in what is another historic day for the West Coast Conference," said WCC Commissioner Jamie Zaninovich. "The return of the University of the Pacific adds a private, like-minded institution to our membership, which shares the common bond of an aligned emphasis on combining excellence in academics and holistic education with excellence in athletics. Pacific has a phenomenal history of competitive success in our conference sports – including men's basketball, as evidenced by their participation in the NCAA tournament this March – and we anticipate continued success in the future." "This is an important day for Pacific Athletics, as we return to the West Coast Conference," said Ted Leland, PhD, Pacific Vice President for External Relations and Athletics. "We are looking forward to a high level of competition with this outstanding set of institutions. We have already seen an increased level of anticipation and excitement as we head into the 2013-14 school year."

PACIFIC OPENS THE SEASON 4-0 AND 9-2: Pacific started the season 4-0, for the first time since the 2009-10 season ... The Tigers finished 23-12 in 2009-10 ... The 4-0 start has been equaled three other times in the last 40 years and is tied for the second best start to a season ... The 9-2 start is the best record after 11 games since the 2004-05 also started 9-2 ... That team started 4-2, then won 22 in a row ... The best start to any season was a 9-0 beginning to the 1967-68 season under Dick Edwards.

OFFENSIVE EXECUTION RESULTS IN FIRST 90 POINT GAME SINCE 2008: The Tigers shot 56.5% from the field and 73.9% from the free line in a 93-76 win over North Dakota on Dec. 1 ... It was the first time the team hit the 90 point mark since a 95-50 win over UC Davis on Feb. 25, 2008.

TIGERS SCORE 80+ IN FIRST TWO GAMES: Pacific scored 80 at Nevada in its season-opening win, and 84 in its home opener against UC Irvine. It's the first time since the 2001 season that the Tigers started the year with back-

to-back 80+ games in wins. Overall, the last time the Tigers scored 80+ in back-to-back games was in 2011, when Pacific scored 86 in a loss at UC Irvine and 80 in a loss at Fullerton.

TONY GILL NAMED WEST COAST CONFERENCE PLAYER OF THE WEEK (NOV. 11): Pacific senior guard Tony Gill scored a career-high 22 points in the Tigers' last-second win over Nevada on Friday night. The Tigers won 80-78, with Gill scoring over a quarter of the team's points. Gill scored 12 of his points in the final 11:41 of the game, hitting five clutch shots. His first two shots brought the Tigers back to within two and one, and gave the team a one-point lead (58-57) with a 3-pointer at 8:34. Nevada took another another two-point lead and Tony again hit a trey to give the Tigers another one-point advantage (74-73). Gill's final basket was a layup with just under a minute left to give the team yet another lead at 76-75 on the way to the 80-78 win. His last four field goals were lead-taking baskets. Gill connected on 9-of-12 from the field, including 4-of-5 from beyond the arc to go along with five rebounds.

PACIFIC GETS 14TH 20 WIN SEASON IN 2012-13: Pacific won 22 games last season, for the 14th time in school history ... Ten of Pacific's 20-win seasons have come while current head coach Ron Verlin was the associate head coach under Bob Thomason.

Most Single Season Wins in Pacific History

Season	Record
1. 2004-05	27-4
2. 2003-04	25-8
3. 2005-06	24-8
1996-97	24-6
1966-67	24-4
6. 2009-10	23-12
1997-98	23-10
8. 2012-13	22-13
1970-71	22-6
1965-66	22-6
11. 2008-09	21-13
2007-08	21-10
1969-70	21-6
14. 2001-02	20-10

PACIFIC SHOOTING GREAT FROM THE LINE: The Tigers are currently shooting .774 from the free throw line, which ranks fifth in the latest NCAA statistics rankings ... It is the best percentage in school history, with the second best percentage at .751 in the 1980-81 season.

TIGERS IN THE RECORD BOOK: Several Tigers are making their marks on the career lists:

Career Field Goal Percentage (Min. 400 Att.)

Player	FGM-A	Pct.
1. Mike Hahn (1998-2002)	342-575	.595
2. Michael Olowokandi (1995-98)	443-749	.591
3. Ron Cornelius (1978-81)	808-1417	.570
4. Anthony Brown (2005-09)	409-772	.530
5. John Gianelli (1970-72)	629-1196	.526
6. Rich Anema (1983-86)	443-856	.518
7. Khalil Kelley (2010-)	230-451	.510
8. Jason Williams (1997-99)	267-529	.505
9. Mike Peet (1976-77)	266-529	.503
10. Glenn Griffin (1990-94)	368-733	.502
11. Terence Carney (1976-79)	419-836	.501

Career 3-Point Field Goal Percentage (Min. 100 Att.)

Player	FGM-A	Pct.
1. Scott Thomason (1995-99)	89-190	.468
2. Michael Kirby (2007-09)	78-168	.464
3. Chad Troyer (2007-09)	155-388	.399
4. Reggie Vezia (2005-07)	47-106	.443
5. Johnny Gray (2004-06)	86-199	.432
6. Tony Gill (2012-)	49-116	.422
7. Mark Boelter (1993-97)	170-405	.420
8. Clay McKnight (1997-2000)	198-477	.415
9. Mike Webb (2004-06)	105-261	.402
10. Dell Demps (1988-92)	230-584	.393
11. David Doubly (2003-05)	81-210	.385

Career Free Throw Percentage (Min. 100 Att.)

Player	FTM-A	Pct.
1. Clay McKnight (1997-2000)	129-139	.928
2. David Doubly (2003-05)	166-185	.898
3. Fred Carpenter (1967-68)	96-109	.881
4. Miah Davis (2002-04)	206-240	.858
5. Andrew Bock (2011-)	166-196	.847

6. Demetrius Jackson (2001-03) 190-227..... 837
7. Bob Thomason (1969-71)..... 180-217..... 829
8. Michael Kirby (2007-09).....82-100..... 820
9. Norm Edwards (1979-82)..... 85-104..... 817
10. **Ross Rivera (2011-)**.....**244-299** **816**

Aaron Short - 0.3
 note - .5 given for sharing team-high honors - .3 given for three players sharing

TIGERS ON SPANOS CENTER OPENING NIGHT: The Tigers have won the home opener in 25 of the last 27 seasons, including 18 of the last 19.

Career Games Played

Player	No.
1. Terrell Smith (2007-11).....	131
Joe Ford (2005-10).....	131
3. Anthony Brown (2005-09)	126
4. Sam Willard (2007-11).....	124
Christian Maraker (2001-06).....	124
6. Adam Jacobsen (1993-98).....	120
7. Rayne Mahaffey (1994-98).....	117
8. Tom Cackle (1999-2004).....	116
Brent Counts (1983-87).....	116
10. Glenn Griffin (1990-94).....	115
Christian Gray (1984-88).....	115
Ron Cornelius (1978-81).....	115
Dell Demps (1988-92).....	115
14. Khalil Kelley (2010-)	111

Year	W/L	Opponent	Score
1987-88	W	Cal State Hayward	82-66
1988-89	W	Cal Poly	95-74
1989-90	W	UC Davis	91-73
1990-91	W	Saint Mary's	61-58
1991-92	W	Nevada	78-62
1992-93	W	Oregon	80-68
1993-94	W	Sacramento State	91-64
1994-95	L	Santa Clara	74-72 (ot)
1995-96	W	San Diego	80-78
1996-97	W	Cal State Stanislaus	91-51
1997-98	W	Cal State Stanislaus	80-45
1998-99	W	Santa Clara	56-51
1999-2000	W	Loyola Marymount	78-46
2000-01	W	Chico State	101-59
2001-02	W	Cal State Monterey Bay	86-65
2002-03	L	Santa Clara	78-72
2003-04	W	San Jose State	76-65 (ot)
2004-05	W	Santa Clara	71-65
2005-06	W	Sonoma State	74-55
2006-07	W	Cal State Bakersfield	75-67
2007-08	W	Lewis & Clark College	92-47
2008-09	W	UC San Diego	66-58
2009-10	W	San Diego	56-55
2010-11	W	William Jessup	70-61
2011-12	W	Cal State Monterey Bay	75-63
2012-13	W	Holy Names	76-38
2013-14	W	UC Irvine	84-79

BOCK HITS SCHOOL-RECORD 41 STRAIGHT FREE THROWS: Over the course of seven games, Andrew Bock hit 41 straight free throws, a new school record ... The streak stretched from the UC Irvine game on Nov. 12, to the Utah State game on Dec. 7 ... He broke the record of Jack Schalow, who hit 39 straight in 1963-64.

TIGERS EXCEL IN CONFERENCE OPENERS: Pacific has won its first conference game in 12 of the last 16 seasons.

RIVERA HIT 15 FREE THROWS AT UCR IN 2012, SECOND MOST IN A SINGLE GAME - BOCK HITS 12 AGAINST FRESNO STATE IN 2013: Ross Rivera was 15 for 16 at the free throw line in Pacific's 60-52 win at UC Riverside on Feb. 2, 2012 ... It tied for the second most free throw makes in a game in school history ... David Fox set the mark by making 16 of 18 against USF in 1966 ... Andrew Bock was a perfect 12-12 from the line against Fresno State on Nov. 23, which was just under the top 10 in makes.

Conference Openers since 1999

1998-99	W	Utah State	84-73
1999-2000	W	Boise State	53-52
2000-01	W	Cal State Fullerton	79-50
2001-02	W	Idaho	52-48
2002-03	W	Idaho	73-50
2003-04	W	UC Riverside	73-59
2004-05	W	UC Riverside	58-45
2005-06	L	UC Riverside	71-83
2006-07	W	Cal State Northridge	68-64
2007-08	W	UC Riverside	82-54
2008-09	W	Cal State Northridge	84-78 (ot)
2009-10	W	Cal State Northridge	52-43
2010-11	W	Cal State Northridge	75-64
2011-12	L	Cal State Fullerton	73-78
2012-13	L	Long Beach State	63-67
2013-14	L	Saint Mary's	80-88

Free Throws Made

1. David Fox	16	vs. San Francisco (2-26-66)
2. Ross Rivera	15	vs. UC Riverside (2-2-2012)
Jack Schalow	15	vs. San Jose State (3-7-64)
Bill Stricker	15	vs. Portland (12-18-69)
5. Dave Balsley	14	vs. UC Santa Barbara (12-8-61)
Bill Stricker	14	vs. UC Santa Barbara (1-3-70)
John Gianelli	14	vs. Illinois State (2-1-72)
Matt McGuire	14	vs. Cal State Fullerton (2-28-80)
Matt Waldron	14	vs. Saint Mary's (1-10-84)
10. 11 tied with...	13	

PACIFIC ROAD RECORDS: Pacific is **4-7** on the road in 2013-14 and **3-1** at neutral sites ... Last year the Tigers were 4-9 on the road ... The Tigers were 5-2 on neutral courts in 2012-13.

VERLINS ONE OF SIX PAIRS OF BROTHERS COACHING IN NCAA: Tiger head coach Ron Verlin and his brother Don (head coach at Idaho), are one of six pairs of brothers that are head coaches in NCAA Division I.

HOME NOTES: Pacific is **6-3** in the Spanos Center this year and has won 41 of the last 59 on campus ... Pacific was 8-2 in the Spanos Center in 2012-13... The Tigers are **114-38** in the Spanos Center over the last 10 years ... Pacific is **192-60** over the last 16 seasons at home ... Pacific has a Spanos Center record of **221-69** since the 1992-93 season.

NCAA Men's Basketball - Brother Coaching Pairs

Ron Verlin (Pacific) and Don Verlin (Idaho)
 Bryce Drew (Valparaiso) and Scott Drew (Baylor)
 Bill Herrion (New Hampshire) and Tom Herrion (Marshall)
 Dan Hurlley (Rhode Island) and Bobby Hurlley (Buffalo)
 James Jones (Yale) and Joe Jones (Boston)
 Archie Miller (Dayton) and Sean Miller (Arizona)

TIGERS EQUAL SCHOOL RECORD FOR HOME WINS IN 2012-13: With the home win over Long Beach State on March 9, the Tigers picked up their 13th home win of the season, equaling the school record for home wins in a season ... The 1969-70 (13-0) and 1997-98 (13-1) teams each won 13 home contests for the school ... After starting last year 3-2 at home, Pacific won 10 in a row at the Spanos Center.

SCORING AND REBOUNDING LEADERS:

Pacific Team Leaders in Single Game Scoring - 2013-14

Andrew Bock - 6.5
 Ross Rivera - 4.0
 Sama Taku - 4.0
 Tony Gill - 4.0
 T.J. Wallace - 3.0
 Khalil Kelley - 1.0
 Trevin Harris - 1.0
 David Taylor - 0.5
 note - .5 given for sharing team-high honors - .3 given for three players sharing team-high honors

NON-CONFERENCE SPANOS FEVER: Pacific has lost just 24 times in the last 123 non-conference matchups in the Spanos Center (99-24), for a winning percentage of .805 since 1989.

Pacific Team Leaders in Single Game Rebounding - 2013-14

Tony Gill - 9.8
 Khalil Kelley - 6.5
 Sama Taku - 2.3
 Ross Rivera - 1.0
 Tim Thomas - 1.0
 Trevin Harris - 1.5
 T.J. Wallace - 1.0
 Gabriel Aguirre - 0.5

SCORING MARGINS: A look at scoring margins this season for games won and lost:

	1	2	3	4	5	6	7	8	9	10	11	12	13	14	15	16	17	18	19	20	21	22	23	24	25+	30+	40+	
Won	1				1				1	3	1	1		1			2											
Lost						1		2	1	2												1	1		1			

Largest Victory: 17, 93-76 vs. North Dakota, 84-67 at San Diego
Largest Loss: 25, 83-58 vs. Princeton

TIGERS PICKED TO FINISH SEVENTH IN WEST COAST CONFERENCE

PRESEASON COACHES POLL: The Tigers are picked to finish seventh in the West Coast Conference's preseason media poll.

2013-14 WEST COAST CONFERENCE PRESEASON POLL

Team (First Place Votes)	Points
1. Gonzaga (8)	80
2. BYU (1)	72
3. Saint Mary's (1)	66
4. San Francisco	51
5. San Diego	50
6. Loyola Marymount	44
7. Pacific	28
8. Santa Clara	25
9. Portland	24
10. Pepperdine	10

2013-14 PRESEASON ALL-WEST COAST CONFERENCE TEAM

Player	School	Yr.	Pos.
Gary Bell, Jr.	Gonzaga	Jr.	G
Stacy Davis	Pepperdine	So.	F
Johnny Dee	San Diego	Jr.	G
Cole Dickerson	San Francisco	Sr.	F
Cody Doolin	San Francisco	Sr.	G
Tyler Haws	BYU	Jr.	G
Stephen Holt	Saint Mary's	Sr.	G
Anthony Ireland	Loyola Marymount	Sr.	G
Kevin Pangos	Gonzaga	Jr.	G
Brad Waldow	Saint Mary's	Jr.	F

BOWLES TO REDSHIRT, HENDRICKS TO MISS 2013-14: Pacific freshman Ray Bowles will redshirt the 2013-14 season, while redshirt freshman Aaron Hendricks injured his right knee and will miss the season.

TIGERS SIGN FIVE FOR 2014-15: University of the Pacific Head Men's Basketball Coach Ron Verlin has announced the signing of five student-athletes for the 2014-15 season. Jacob Lampkin, Dulani Robinson, Eric Thompson, D.J. Ursery and Kaleb Warner have all signed letters of intent. Lampkin is a 6-9 forward/center from Clyde Hill, Washington. He is a senior at O'Dea High School, earning All-Metro League honors in both his sophomore and junior seasons. Jacob had He averaged 9.1 points and 9.0 rebounds per game as a sophomore and improved to 15.2 points and 10.0 rebounds per game as a junior. Last year he was named to the Pal Springs Holiday Classic All-Tournament Team and was named Most Outstanding Player by his teammates. **Lampkin** played AAU ball for the Emerald City Basketball Academy, with future Tiger teammate Kaleb Warner. He is ranked by ESPN Recruiting Nation as the 8th overall rated player and 2nd rated power forward in Washington, and the 95th rated power forward nationally. "We are very excited about Jacob's future at Pacific," said Verlin. "He is a smart and skilled player who understands the game. He will bring leadership and versatility at the forward position." **Robinson** is a 5-8 point guard from Oakland, California. He is a sophomore at City College of San Francisco, where he had a great start to the 2013-14 season. He scored 34, 29 and 23 points in his first three games of this year. Last season he was teammates with current Tiger Gabriel Aguirre at City College of San Francisco, where the Rams were undefeated in the regular season (28-0). CCSF lost in the semi-finals of the state playoffs to finish the season 31-1. He earned All-Coast Conference North honors after last season. Robinson averaged 11.0 points per game and had 66 assists along with 33 steals. A 2012 graduate of McClymonds High School in Oakland, Dulani led his team in scoring (14.6 ppg), assists (3.5 apg) and steals (3.5 spg). He is ranked as the 24th best junior college player in the country (6th best point guard) by NextUpRecruits.com following the 2012-13 season. "Delani is an explosive combo guard that will be able to play both the 1 and 2 positions for the Tigers," said Verlin. "He's an excellent three-point shooter and should bring plenty of fire and energy to our program." **Thompson** is a 6-8 forward from Pontiac, Michigan. He played his freshman season at Lake Michigan Junior College in Benton Harbor, Michigan. Eric averaged 9.7 points and 9.6 rebounds per game in 2011-12 at Lake Michigan JC, adding 1.9 blocks and 1.2 steals per contest. He shot 55% from the field, as a force on the block for the Red Hawks. He transferred to Saddleback Junior College in Mission Viejo, California after redshirting 2012-13 at Lake Michigan JC. He'll start the 2013-14 season on November 14 at the Fullerton College Tournament. "Eric is a big powerful athletic big who can finish around the basket in traffic," said Verlin. "Look for Eric to be a force on the boards for the Tigers." **Ursery** is a 6-4 guard from Los Angeles, California. He'll enter Pacific as a freshman in 2014-15 after finishing his career at Crespi High School in Encino, California. As a junior in 2012-13, he averaged 9.6 points, 5.2 rebounds and 1.8 assists per game, while earning Second Team All-Mission League honors. He helped lead the Celts to a record of 23-9 last year, and finished the season in the semi-finals of the CIF

PACIFIC RECORDS WHEN:

Tigers lead at the half	10-3
Tigers trail at the half	2-6
Tigers are tied at the half	1-1
Tigers tie or outrebound opponent	12-6
Tigers are outrebounded by opponent	1-4
Tigers allow 60 points or fewer	2-0
Tigers allow more than 60 points	11-10
Tigers allow 70 points or fewer	6-0
Tigers allow more than 70 points	7-10
Tigers score 80 points or more	7-2
Tigers score less than 80 points	5-8
Tigers score 70 points or more	10-5
Tigers score less than 70 points	2-5
Tiger player scores 20 or more points	5-1
Tigers shoot better than opponent	11-2
Tigers shoot worse than opponent	2-8
FG Percentage is even	0-0
Tigers shoot 45% or better (FGs)	12-3
Tigers shoot less than 45% (FGs)	1-7
Tigers shoot 50% or better (FGs)	7-2
Tigers shoot less than 50% (FGs)	6-8
Opponents shoot 45% or better (FGs)	4-8
Opponents shoot less than 45% (FGs)	9-2
Opponents shoot 50% or better (FGs)	2-5
Opponents shoot less than 50% (FGs)	11-5
Tigers shoot more FTs than opponent	5-2
Tigers shoot fewer FTs than opponent	7-8
Free throws are even	1-0
Tigers shoot 60% or better (FTs)	13-9
Tigers shoot less than 60% (FTs)	0-1
Tigers shoot 70% or better (FTs)	13-7
Tigers shoot less than 70% (FTs)	0-3
Assist-to-Turnover ratio is positive	6-3
Assist-to-Turnover ratio is negative	6-6
Assist-to-Turnover ratio is even	1-1
Tigers have more assists than opponent	10-2
Tigers have less assists than opponent	3-8
Assists are even	0-0
Tigers block more shots than opponent	4-0
Tigers block less shots than opponent	8-10
Blocks are even	1-0
Tigers have more steals than opponent	5-4
Tigers have less steals than opponent	5-6
Steals are even	3-0

Pacific Among the NCAA (as of 2-10-14)

Category	Rank	Actual	National Leader	Actual
SCORING OFFENSE	71	75.6	VMI	90.7
SCORING DEFENSE	294	75.5	CLEMSON	55.1
SCORING MARGIN	204	0.1	LOUISVILLE	20.0
FIELD-GOAL PERCENTAGE	129	45.1	NORTH DAKOTA ST.	50.8
FIELD-GOAL PERCENTAGE DEFENSE	281	45.8	SOUTHERN U.	36.6
THREE-POINT FIELD GOALS PER GAME	125	6.7	IONA	10.7
THREE-POINT FIELD-GOAL PERCENTAGE	51	37.7	DUKE	42.0
THREE PT FG DEFENSE	345	40.1	OHIO ST.	26.3
FREE-THROW PERCENTAGE	5	77.4	PROVIDENCE	78.5
REBOUND MARGIN	71	3.6	QUINNIPIAC	12.2
ASSISTS PER GAME	175	12.8	IOWA ST.	18.7
ASSIST TURNOVER RATIO	178	1.03	CREIGHTON	1.79
BLOCKED SHOTS PER GAME	321	2.0	ST. JOHN'S (NY)	8.0
STEALS PER GAME	265	5.4	VCU	11.7
TURNOVERS PER GAME	170	12.5	DREXEL	8.3
TURNOVER MARGIN	219	-0.6	EASTERN KY.	7.0
PERSONAL FOULS PER GAME	333	23.0	MICHIGAN	14.6
TOTAL BLOCKS	322	46.0	ST. JOHN'S (NY)	193.0
TOTAL ASSISTS	185	295.0	MERCER	427.0
TOTAL REBOUNDS	216	806.0	BYU	1100.0
FREE THROW ATTEMPTS	144	545.0	BYU	811.0
FREE THROWS MADE	60	422.0	BYU	558.0
3-PT FIELD GOAL ATTEMPTS	190	408.0	VMI	659.0
TOTAL 3-POINT FGM	133	154.0	IONA	245.0
TOTAL STEALS	267	124.0	VCU	281.0
FEWEST TURNOVERS	155	287.0	DREXEL	190.0
FEWEST FOULS	322	530.0	LA-MONROE	327.0
OFFENSIVE REBOUNDS PER GAME	141	11.52	QUINNIPIAC	17.68
DEFENSIVE REBOUNDS PER GAME	203	23.52	BROWN	29.7

State Playoffs. Ursery is ranked by ESPN Recruiting Nation as the 23rd overall rated player and 7th rated shooting guard in California, and the 61st rated shooting guard nationally. "D.J. is a big shooting guard with great range, good ball skills and the athleticism and length to be a good defender," said Verlin. "He comes from a successful high school program at Crespi, and will come to Pacific ready to go." **Warner** is a 6-6 guard/forward from Seattle, Washington. He is currently a senior at Mercer Island High School, where he averaged 16.0 points and 8.1 rebounds as a junior in 2012-13. Warner played AAU ball for the Emerald City Basketball Academy, with future Tiger teammate Jacob Lampkin. He is ranked by ESPN Recruiting Nation as the 6th overall rated player and No. 1 rated shooting guard in Washington, and the 82nd rated shooting guard nationally. Warner has roots in Northern California, as his father Dwayne grew up in Campbell and played at San Jose State in the early 1980's. "Our staff is very excited about Kaleb," said Verlin. "He is a versatile threat and can defend three positions. With his length, athleticism and the ability to shoot the ball, he will give us an advantage on both ends of the floor."

Pacific Among the West Coast Conference (as of 2-10-14)

Category	Overall (Per Game/Pct.)	Conf. (Per Game/Pct.)
Scoring	5th - 75.6	2nd - 75.2
Scoring Defense	8th - 75.5	9th - 78.2
Scoring Margin	9th - +0.1	7th - -3.0
Free Throw Pct.	1st - .778 (5th - NCAA)	1st - .777
Field Goal Pct.	7th - .451	5th - .440
Field Goal Pct. Defense	8th - .458	9th - .471
3-pt. Field Goal Pct.	4th - .377	4th - .380
3-pt. Field Goal Pct. Defense	10th - .400	10th - .458
3-pt. Field Goals Per Game	5th - 6.7	1st - 7.7
Rebounds	5th - 35.0	6th - 34.6
Opponent's Rebounds	2nd - 31.4	4th - 32.8
Rebound Margin	3rd - +3.6	4th - +1.8
Blocked Shots	10th - 2.0	10th - 2.1
Assists	8th - 12.7	6th - 12.8
Steals	9th - 5.4	7th - 5.4
Turnover Margin	9th - -0.6	7th - -0.6
Assist/Turnover Ratio	9th - +1.0	7th - +1.1

Tigers Among West Coast Conference Leaders (as of 2-3-14)

		Overall	Conference
Scoring	Andrew Bock	21st - 12.3 ppg	17th - 12.9 ppg
	Sama Taku	25th - 11.4 ppg	25th - 11.4 ppg
	Tony Gill	25th - 11.4 ppg	25th - 11.4 ppg
Rebounding	Tony Gill	16th - 5.9 rpg	12th - 6.7 rpg
Field Goal Pct.	Tony Gill	13th - .513	10th - .505
Assists	Andrew Bock	14th - 3.0 apg	13th - 3.2 apg
FT Pct.	Ross Rivera	5th - .881	12th - .828
	Andrew Bock	4th - .870	10th - .836
	Sama Taku	15th - .784	
	Trevin Harris		3rd - .897
Steals	Trevin Harris		13th - 1.2 spg
	T.J. Wallace	15th - 1.0 spg	13th - 1.2 spg
3FG Pct.	Tony Gill	14th - .409	13th - .405
	T.J. Wallace	15th - .403	
	Aaron Short		2nd - .565
Blocked Shots	Khalil Kelley		15th - 0.8 bpg
Asst./TO Ratio	Andrew Bock	11th - 1.8	10th - 1.6
Off. Rebounding	Khalil Kelley	11th - 2.2 orpg	
	Tony Gill		11th - 2.0 orpg
Def. Rebounding	Tony Gill	14th - 4.0 drpg	10th - 4.7 drpg

TREVIN HARRIS

#1

F • 6-6 • Sr.
Kingwood, Texas / Western Wyoming CC

2013-14: Trevin scored a season-high 16 points at San Diego on Feb. 1 ... He had 15 points at Portland on Jan. 2 ... Harris grabbed a career-best nine rebounds at Portland on Jan. 2 ... He has nine double figure scoring games on the year ... Trevin had career-highs with six assists and three steals against Pepperdine on Jan. 25.

2012-13: Trevin appeared in all 35 games for the Tigers last season, making one start ... Harris scored 111 points as a junior, with three double-digit games ... He scored a season-high 16 points in the Tigers' win over Xavier on Nov. 19, hitting all six shots from the field, including four three-pointers.

2011-12: Trevin tied for the team lead with four rebounds at UCSB on Mar. 1, his first time leading the team in boards ... He scored eight points including the game-winning three-pointer at the buzzer against Idaho State on Feb. 18 ... His shot was featured as the No. 2 in ESPN's Top Ten Plays on Saturday ... Harris scored 13 points in his first start against UC Riverside on Jan. 7 and a career-high 18 points at Long Beach State on Jan. 14.

Personal: Trevin was born in Long Beach, Calif., and grew up in Kingwood, Texas ... He was born to Richard and Anne Harris and has four siblings -- Rachael, Spencer, Jordan and Elizabeth ... Harris and his wife Kelsi live in Stockton ... Trevin is a business major in his senior year and hopes to become a pilot upon graduation ... Outside of basketball, Harris considers himself a food critic and enjoys swimming and playing video games.



Opponent	Date	gs	min	Total		3-Pointers		Free throws		Rebounds				pf	a	t/o	blk	stl	pts	avg	
				fg-fga	pct	3fg-fga	pct	ft-fa	pct	off	def	tot	avg								
at Nevada	11/08/13	*	26	4-5	.800	2-2	1.000	1-2	.500	1	3	4	4.0	1	1	1	0	0	11	11.0	
UC IRVINE	11/12/13	*	26	0-5	.000	0-2	.000	0-0	.000	1	3	4	4.0	1	2	1	0	0	0	5.5	
WESTERN ILLINOIS	11/17/13	*	26	1-4	.250	1-4	.250	0-0	.000	0	3	3	3.7	2	4	0	0	0	3	4.7	
FRESNO STATE	11/23/13	*	18	1-3	.333	0-2	.000	0-0	.000	0	1	1	3.0	4	1	0	0	0	2	4.0	
at Oregon	11/29/13	*	22	5-9	.556	3-7	.429	1-2	.500	1	3	4	3.2	1	3	2	0	0	14	6.0	
vs Cal Poly	11/30/13	*	19	2-2	1.000	1-1	1.000	1-2	.500	0	2	2	3.0	3	3	1	0	0	6	6.0	
vs North Dakota	12/01/13	*	19	0-1	.000	0-1	.000	2-2	1.000	0	3	3	3.0	3	2	2	1	0	2	5.4	
at Utah State	12/07/13	*	23	2-4	.500	0-1	.000	0-0	.000	0	2	2	2.9	0	2	0	0	0	4	5.3	
MENLO COLLEGE	12/14/13	*	23	1-3	.333	1-1	1.000	0-0	.000	1	5	6	3.2	0	3	1	0	1	3	5.0	
vs PRINCETON	12/20/13	*	21	2-6	.333	0-2	.000	2-2	1.000	3	1	4	3.3	3	0	1	0	0	6	5.1	
vs BRADLEY	12/21/13	*	20	2-3	.667	0-1	.000	0-0	.000	1	2	3	3.3	1	1	1	0	0	4	5.0	
SAINT MARY'S	12/30/13	*	23	1-2	.500	1-2	.500	0-1	.000	1	2	3	3.3	4	2	0	0	1	3	4.8	
at Portland	01/02/14	*	20	5-8	.625	3-6	.500	2-2	1.000	6	3	9	3.7	2	2	0	0	1	15	5.6	
at GONZAGA BULLDOGS	01/04/14	*	22	2-5	.400	0-3	.000	4-4	1.000	1	3	4	3.7	4	2	0	0	1	8	5.8	
SAN FRANCISCO	01/09/14	*	24	3-5	.600	0-0	.000	4-4	1.000	4	2	6	3.9	3	0	1	2	0	10	6.1	
SANTA CLARA	01/11/14	*	22	3-6	.500	1-2	.500	6-7	.857	1	2	3	3.8	2	2	0	0	1	13	6.5	
at Saint Mary's (CA)	01/18/14	*	22	2-5	.400	2-4	.500	5-6	.833	2	3	5	3.9	3	0	0	0	1	11	6.8	
LOYOLA MARYMOUNT	01/23/14	*	27	2-5	.400	1-4	.250	5-6	.833	1	4	5	3.9	5	2	0	0	1	10	6.9	
PEPPERDINE	01/25/14	*	20	1-1	1.000	1-1	1.000	2-2	1.000	1	4	5	4.0	0	6	3	0	3	5	6.8	
at BYU	01/30/14	*	21	0-3	.000	0-2	.000	0-0	.000	1	0	1	3.9	4	0	1	0	1	0	6.5	
at San Diego	2/1/14	*	25	6-7	.857	2-3	.667	2-2	1.000	1	3	4	3.9	4	3	0	0	1	16	7.0	
at Pepperdine	02/06/14	*	22	2-5	.400	1-3	.333	1-1	1.000	1	4	5	3.9	2	2	1	0	2	6	6.9	
at Loyola Marymount	02/08/14	*	24	3-7	.429	2-6	.333	4-4	1.000	0	0	0	3.7	2	3	0	1	1	12	7.1	
Totals			22	515	50-104	.481	22-60	.367	42-49	.857	28	58	86	3.7	54	46	16	4	15	164	7.1

Games played: 23
Minutes/game: 22.4
Points/game: 7.1
FG Pct: 48.1
3FG Pct: 36.7
FT Pct: 85.7

Rebounds/game: 3.7
Assists/game: 2.0
Turnovers/game: 0.7
Assist/turnover ratio: 2.9
Steals/game: 0.7
Blocks/game: 0.2

Harris Career Stats

Season	gp-gs	min/avg	Total		3-Point		F-Throws		Rebounds				Scoring							
			fg-fga	pct	fg-fga	pct	ft-fa	pct	off	def	tot	avg	pf	fo	ast	to	blk	stl	pts	avg
2011-12	29-13	524/18.1	51-131	.389	34-85	.400	10-20	.500	27	48	75	2.6	44	1	35	17	7	9	146	5.0
2012-13	35-1	384/11.0	38-89	.427	22-57	.386	13-19	.684	20	38	58	1.7	32	0	35	20	4	11	111	3.2
2013-14	23-22	515/22.4	50-104	.481	22-60	.367	42-49	.857	28	58	86	3.7	54	1	46	16	4	15	164	7.1
TOTAL	87-36	1423/16.4	139-324	.429	78-202	.386	65-88	.739	75	144	219	2.5	130	2	116	53	15	35	421	4.8

T.J. WALLACE

#2

G • 6-3 • Fr.

Stockton, Calif. / Modesto Christian HS

2013-14: T.J. had a career-high 22 points at Loyola Marymount on Feb. 8, hitting six three-pointers ... He matched his then career high with 15 points at Pepperdine on Feb. 6 ... He scored 14 points to lead the Tigers against Bradley on Dec. 21 ... Wallace had nine points at San Diego on Feb. 1, his best scoring total since the Bradley game on Dec. 21 ... He made his first career start against Santa Clara on Jan. 11, scoring two points with four rebounds ... T.J. earned all-tournament honors at the South Point Holiday Hoops Classic ... Wallace scored a then career-high 15 points against Utah State on Dec. 7 ... Wallace was one of the first Tigers off the bench in his career debut at Nevada on Nov. 8 ... He had three points with a pair of assists in the first game of his career ... He has seven double figure scoring games.

Modesto Christian High School:

At Modesto Christian HS, T.J. earned First Team Modesto Bee All-District honors in 2012-13. He was selected to the All-Tournament Team at the Modesto Christian Holiday Tournament. He averaged 16.0 points and 8.5 rebounds as a senior in 2012-13.

McNair High School:

T.J. was named the 2011-12 Most Valuable Player of the Tri-City Athletic League after averaging 19.7 points, 14.2 rebounds and 3.7 steals per game for McNair High School in Stockton. He also averaged 3.5 assists and 2.4 blocks per game. Wallace was also a Tri-City Athletic League First Team selection and was named The Record's All-Area Player of the Year in both 2011 and 2012. He scored a career-high 37 points with 16 rebounds against River Valley High School on Dec. 16, 2011. He scored 28 points with 10 rebounds against River Valley on Feb. 23, 2012.



Opponent	Date	gs	min	Total		3-Pointers		Free throws		Rebounds				pf	a	t/o	blk	stl	pts	avg
				fg-fga	pct	3fg-fga	pct	ft-fa	pct	off	def	tot	avg							
at Nevada	11/08/13	15	1-2	.500	1-1	1.000	0-0	.000	0	1	1	1.0	1	2	2	0	0	3	3.0	
UC IRVINE	11/12/13	11	1-4	.250	0-1	.000	0-1	.000	0	0	0	0.5	2	0	1	0	0	2	2.5	
WESTERN ILLINOIS	11/17/13	19	2-4	.500	1-2	.500	0-0	.000	1	2	3	1.3	3	1	1	0	1	5	3.3	
FRESNO STATE	11/23/13	16	2-4	.500	2-3	.667	0-0	.000	0	0	1.0	2	1	1	0	0	6	4.0		
at Oregon	11/29/13	26	4-8	.500	2-5	.400	4-6	.667	0	0	0	0.8	3	0	2	0	1	14	6.0	
vs Cal Poly	11/30/13	22	2-6	.333	2-4	.500	1-2	.500	0	1	1	0.8	1	1	1	0	0	7	6.2	
vs North Dakota	12/01/13	17	5-6	.833	0-0	.000	0-0	.000	0	1	1	0.9	2	3	3	0	0	10	6.7	
at Utah State	12/07/13	23	4-11	.364	1-4	.250	6-8	.750	2	4	6	1.5	3	4	1	0	2	15	7.8	
MENLO COLLEGE	12/14/13	13	1-3	.333	1-1	1.000	0-0	.000	1	0	1	1.4	2	2	3	0	1	3	7.2	
vs PRINCETON	12/20/13	28	4-8	.500	1-2	.500	1-3	.333	0	0	0	1.3	2	0	1	0	3	10	7.5	
vs BRADLEY	12/21/13	24	5-8	.625	4-7	.571	0-0	.000	0	1	1	1.3	1	1	4	0	2	14	8.1	
SAINT MARY'S	12/30/13	17	2-7	.286	1-3	.333	3-4	.750	0	1	1	1.3	4	0	4	0	1	8	8.1	
at Portland	01/02/14	22	1-8	.125	1-7	.143	2-2	1.000	0	4	4	1.5	2	5	2	0	1	5	7.8	
at GONZAGA BULLDOGS	01/04/14	20	2-10	.200	2-5	.400	0-0	.000	2	4	6	1.8	1	2	1	0	2	6	7.7	
SAN FRANCISCO	01/09/14	15	0-3	.000	0-3	.000	0-0	.000	0	2	2	1.8	3	2	2	0	1	0	7.2	
SANTA CLARA	01/11/14	* 13	1-3	.333	0-0	.000	0-0	.000	0	4	4	1.9	3	0	0	0	0	2	6.9	
at Saint Mary's (CA)	01/18/14	* 21	0-0	.000	0-0	.000	2-2	1.000	0	2	2	1.9	5	1	3	0	2	2	6.6	
LOYOLA MARYMOUNT	01/23/14	16	2-6	.333	2-5	.400	2-2	1.000	0	2	2	1.9	1	1	1	0	0	8	6.7	
PEPPERDINE	01/25/14	8	0-0	.000	0-0	.000	0-0	.000	0	0	0	1.8	1	0	2	1	1	0	6.3	
at BYU	01/30/14	20	3-8	.375	0-3	.000	2-2	1.000	0	0	0	1.8	4	1	0	0	2	8	6.4	
at San Diego	2/1/14	11	3-5	.600	0-2	.000	3-4	.750	0	0	0	1.7	3	0	2	0	1	9	6.5	
at Pepperdine	02/06/14	28	3-10	.300	2-6	.333	7-12	.583	0	3	3	1.7	1	1	0	0	1	15	6.9	
at Loyola Marymount	02/08/14	21	8-12	.667	6-8	.750	0-0	.000	1	2	3	1.8	2	1	2	0	2	22	7.6	
Totals		2	426	56-136	.412	29-72	.403	33-48	.688	7	34	41	1.8	52	29	39	1	24	174	7.6

Games played: 23
 Minutes/game: 18.5
 Points/game: 7.6
 FG Pct: 41.2
 3FG Pct: 40.3

Rebounds/game: 1.8
 Assists/game: 1.3
 Turnovers/game: 1.7
 Assist/turnover ratio: 0.7
 Steals/game: 1.0

SAMA TAKU #3

G-6-2 • Sr.
Tucson, Ariz. / Santa Rosa JC

2013-14: Sama came off the bench for the first time in his 51 game career, scoring 19 points against Santa Clara on Jan. 11 ... Taku had a season-high 20 points and four assists in the Tigers' home opening win over UC Irvine on Nov. 12 ... He had 19 points and nine rebounds on Nov. 23 against Fresno State ... Sama has scored in double figures 13 times this year, and 25 times in his career.

2012-13: Sama is the Tigers' leading scorer among returners, after scoring 8.1 points per game as a junior ... He was second on the team with 32 steals and 25.2 minutes per game ... Taku scored in double figures 13 times in 2012-13, including a career-high 23 points against Santa Clara on Dec. 15 ... He had 20 points in the Tigers' win at UC Davis on Jan. 5, to account for his second 20+ point game ... Sama also added a career-best eight rebounds against UCD ... Taku averaged 10.2 points per game on Pacific's 2012 France Tour and had a team-best 12 steals. He and Lorenzo McCloud were the only Tigers to start all 35 games.

Santa Rosa JC: Sama came to Pacific from Santa Rosa Junior College, where he was a teammate of current Tiger Lorenzo McCloud. Sama played in 31 games, leading the Bears to a 26-6 record a first Big 8 Conference championship with a 14-1 league mark. He led the team with 18.0 points per game and 107 assists as a sophomore. He also had 29 steals and was the teams top rebounder with 160 total boards. He was the Big 8 Conference's Most Valuable Player, while also earning First Team All-State honors.



Opponent	Date	gs	min	Total		3-Pointers		Free throws		Rebounds				pf	a	t/o	blk	stl	pts	avg	
				fg-fga	pct	3fg-fga	pct	ft-fa	pct	off	def	tot	avg								
at Nevada	11/08/13	*	36	5-13	.385	0-1	.000	3-3	1.000	0	4	4	4.0	1	1	2	0	0	13	13.0	
UC IRVINE	11/12/13	*	26	4-13	.308	0-1	.000	12-13	.923	1	7	8	6.0	4	4	0	0	0	20	16.5	
WESTERN ILLINOIS	11/17/13	*	28	5-12	.417	1-2	.500	5-5	1.000	0	6	6	6.0	3	4	1	0	2	16	16.3	
FRESNO STATE	11/23/13	*	36	5-11	.455	1-1	1.000	5-8	.625	3	6	9	6.8	3	6	4	0	0	16	16.3	
at Oregon	11/29/13	*	28	1-9	.111	0-2	.000	2-2	1.000	0	1	1	5.6	2	1	1	0	0	4	13.8	
vs Cal Poly	11/30/13	*	32	3-9	.333	0-3	.000	0-0	.000	2	7	9	6.2	0	3	3	0	0	6	12.5	
vs North Dakota	12/01/13	*	31	8-17	.471	0-0	.000	2-2	1.000	2	2	4	5.9	2	1	1	0	1	18	13.3	
at Utah State	12/07/13	*	29	4-10	.400	0-1	.000	1-2	.500	0	3	3	5.5	2	2	1	0	0	9	12.8	
MENLO COLLEGE	12/14/13	*	22	3-10	.300	0-2	.000	0-1	.000	0	5	5	5.4	3	0	2	0	0	6	12.0	
vs PRINCETON	12/20/13	*	25	4-12	.333	1-3	.333	3-4	.750	0	3	3	5.2	1	0	1	0	2	12	12.0	
vs BRADLEY	12/21/13	*	23	2-8	.250	1-3	.333	0-1	.000	0	3	3	5.0	2	3	1	0	0	5	11.4	
SAINT MARY'S	12/30/13	*	30	7-10	.700	0-2	.000	3-4	.750	0	1	1	4.7	2	1	1	0	1	17	11.8	
at Portland	01/02/14	*	32	8-19	.421	1-5	.200	2-3	.667	0	2	2	4.5	4	4	0	1	3	19	12.4	
at GONZAGA BULLDOGS	01/04/14	*	24	3-8	.375	1-3	.333	2-3	.667	0	2	2	4.3	3	2	2	0	0	9	12.1	
SAN FRANCISCO	01/09/14	*	33	1-9	.111	0-3	.000	4-4	1.000	0	7	7	4.5	4	0	1	0	0	6	11.7	
SANTA CLARA	01/11/14		29	7-13	.538	1-3	.333	4-5	.800	0	3	3	4.4	3	4	0	0	1	19	12.2	
at Saint Mary's (CA)	01/18/14		26	5-9	.556	0-2	.000	1-1	1.000	0	2	2	4.2	3	1	2	0	0	11	12.1	
LOYOLA MARYMOUNT	01/23/14	*	29	5-13	.385	1-5	.200	1-2	.500	1	8	9	4.5	2	3	1	0	0	12	12.1	
PEPPERDINE	01/25/14	*	33	7-10	.700	1-1	1.000	3-5	.600	0	4	4	4.5	2	4	1	0	1	18	12.4	
at BYU	01/30/14	*	16	3-6	.500	1-1	1.000	2-2	1.000	0	1	1	4.3	3	2	1	0	0	9	12.3	
at San Diego	2/1/14	*	30	1-4	.250	0-0	.000	0-0	.000	1	3	4	4.3	2	2	2	0	0	2	11.8	
at Pepperdine	02/06/14	*	19	0-6	.000	0-2	.000	1-2	.500	1	0	1	4.1	0	3	2	0	1	1	11.3	
at Loyola Marymount	02/08/14	*	25	6-9	.667	0-1	.000	2-2	1.000	1	4	5	4.2	3	3	4	0	1	14	11.4	
Totals			21	642	97-240	.404	10-47	.213	58-74	.784	12	84	96	4.2	54	54	34	1	13	262	11.4

Games played: 23

Rebounds/name: 4 ?

Taku Career Stats

Season	gp-gs	min/avg	Total		3-Point		F-Throws		Rebounds				Scoring							
			fg-fga	pct	fg-fga	pct	ft-fa	pct	off	def	tot	avg	pf	fo	ast	to	blk	stl	pts	avg
2012-13	35-35	882/25.2	97-255	.380	28-76	.368	62-80	.775	18	104	122	3.5	70	2	66	63	0	32	284	8.1
2013-14	23-21	642/27.9	97-240	.404	10-47	.213	58-74	.784	12	84	96	4.2	54	0	54	34	1	13	262	11.4
TOTAL	58-56	1524/26.3	194-495	.392	38-123	.309	120-154	.779	30	188	218	3.8	124	2	120	97	1	45	546	9.4

SPENCER LLEWELLYN

G • 6-3 • Jr.
 Sydney, Australia/Sydney Boys HS


#3

2013-14: Spencer scored a season-high three points against Princeton on Dec. 20.

2012-13: Spencer played in eight games as a sophomore, scoring five points ... He scored season-high three points against Holy Names on Nov. 10.

2011-12: Spencer played in 16 games as a redshirt freshman for the Tigers. He averaged 1.9 points and 0.4 rebounds per contest. He scored a career-high seven points against Cal State Northridge on Feb. 11 in a career-best 20 minutes. He scored six points in two other games. Llewellyn hit a pair of three-pointers on two occasions, including the season finale against UCSB.

Personal: Spencer Llewellyn was born in Melbourne, Australia ... He is the son of Patrick and Vanessa Llewellyn and has one brother, Harry, and one sister, Tia ... Spencer is a business major in his third year at Pacific ... His hobbies include tennis, golf and ping pong.



Opponent	Date	gs	min	Total		3-Pointers		Free throws		Rebounds				pf	a	t/o	blk	stl	pts	avg
				fg-fga	pct	3fg-fga	pct	ft-fga	pct	off	def	tot	avg							
WESTERN ILLINOIS	11/17/13	4		0-1	.000	0-1	.000	0-0	.000	0	1	1	1.0	0	0	2	0	0	0	0.0
at Oregon	11/29/13	2		0-1	.000	0-1	.000	0-0	.000	0	0	0	0.5	0	0	0	0	0	0.0	
vs North Dakota	12/01/13	1		0-0	.000	0-0	.000	0-0	.000	0	0	0	0.3	0	0	0	0	0	0.0	
MENLO COLLEGE	12/14/13	6		0-1	.000	0-1	.000	0-0	.000	0	0	0	0.3	0	1	0	0	0	0.0	
vs PRINCETON	12/20/13	7	1-3	.333	0-2	.000	1-1	1.000	0	0	0	0.2	1	0	0	0	0	3	0.6	
vs BRADLEY	12/21/13	1		0-1	.000	0-1	.000	0-0	.000	0	0	0	0.2	0	1	0	0	0	0.5	
at BYU	01/30/14	1		0-0	.000	0-0	.000	0-0	.000	0	0	0	0.1	0	0	0	0	0	0.4	
Totals		0	22	1-7	.143	0-6	.000	1-1	1.000	0	1	1	0.1	1	1	3	0	0	3	0.4

Games played: 7
 Minutes/game: 3.1
 Points/game: 0.4
 FG Pct: 14.3
 3FG Pct: 0.0
 FT Pct: 100.0

Rebounds/game: 0.1
 Assists/game: 0.1
 Turnovers/game: 0.4
 Assist/turnover ratio: 0.3

Llewellyn Career Stats

Season	gp-gs	min/avg	Total		3-Point		F-Throws		Rebounds				Scoring							
			fg-fga	pct	fg-fga	pct	ft-fga	pct	off	def	tot	avg	pf	fo	ast	to	blk	stl	pts	avg
2011-12	15-0	98/6.5	9-21	.429	6-16	.375	0-0	.000	2	3	5	0.3	7	0	1	2	1	1	24	1.6
2012-13	8-0	30/3.8	2-7	.286	1-4	.250	0-0	.000	0	0	0	0.0	0	0	0	3	0	0	5	0.6
2013-14	7-0	22/3.1	1-7	.143	0-6	.000	1-1	1.000	0	1	1	0.1	1	0	1	3	0	0	3	0.4
TOTAL	30-0	150/5.0	12-35	.343	7-26	.269	1-1	1.000	2	4	6	0.2	8	0	2	8	1	1	32	1.1

GABRIEL AGUIRRE

#1

F • 6-9 • Jr.
Sao Paulo, Brazil/City College of San Francisco

2013-14: Gabriel tied his career high with six points, and grabbed a career-high six rebounds against Bradley on Dec. 21 ... He had six points and three rebounds against Menlo College on Dec. 14 ... Aguirre saw his first action as a Tiger on Nov. 12 against UC Irvine with one rebound in 10 minutes.

City College of San Francisco: Aguirre is a 6-9 forward/center from Sao Paulo, Brazil. He is a business major at City College of San Francisco and will enter Pacific as a junior. He earned First Team All-Coast Conference and Honorable Mention All-State honors after a season in which the Rams were undefeated in the regular season (28-0). CCSF lost in the semi-finals of the state playoffs to finish the season 31-1. He played for the Brazilian National Team (V16-V19) and won a silver medal at the 2010 American Cup.



Opponent	Date	gs	min	Total		3-Pointers		Free throws		Rebounds							pts	avg			
				fg-fga	pct	3fg-fga	pct	ft-fa	pct	off	def	tot	avg	pf	a	t/o			blk	stl	
UC IRVINE	11/12/13	10		0-1	.000	0-1	.000	0-0	.000	0	1	1	1.0	1	0	0	0	0	0	0	0.0
WESTERN ILLINOIS	11/17/13	6		1-1	1.000	0-0	.000	0-0	.000	2	0	2	1.5	3	1	2	0	0	0	2	1.0
at Oregon	11/29/13	5		0-0	.000	0-0	.000	0-0	.000	0	1	1	1.3	2	0	0	0	0	0	0	0.7
vs North Dakota	12/01/13	2		0-0	.000	0-0	.000	0-0	.000	0	0	0	1.0	0	0	0	0	0	0	0	0.5
at Utah State	12/07/13	7		1-1	1.000	0-0	.000	0-0	.000	0	0	0	0.8	0	0	0	0	0	0	2	0.8
MENLO COLLEGE	12/14/13	8		3-5	.600	0-0	.000	0-2	.000	2	1	3	1.2	3	0	0	0	0	0	6	1.7
vs PRINCETON	12/20/13	10		0-0	.000	0-0	.000	0-0	.000	0	3	3	1.4	0	1	0	0	0	0	0	1.4
vs BRADLEY	12/21/13	13		2-2	1.000	0-0	.000	2-2	1.000	4	2	6	2.0	1	0	1	1	1	1	6	2.0
SAINT MARY'S	12/30/13	4		0-0	.000	0-0	.000	0-0	.000	0	0	0	1.8	0	0	0	0	0	0	0	1.8
at Portland	01/02/14	2		0-0	.000	0-0	.000	0-0	.000	0	0	0	1.6	0	0	0	0	0	1	0	1.6
at GONZAGA BULLDOGS	01/04/14	14		0-2	.000	0-0	.000	0-0	.000	0	0	0	1.5	3	0	0	0	0	0	0	1.5
SAN FRANCISCO	01/09/14	3		0-1	.000	0-0	.000	1-2	.500	0	1	1	1.4	0	0	0	0	0	0	1	1.4
at Saint Mary's (CA)	01/18/14	1		0-0	.000	0-0	.000	0-0	.000	0	0	0	1.3	0	0	0	0	0	0	0	1.3
PEPPERDINE	01/25/14	7		0-0	.000	0-0	.000	2-2	1.000	1	2	3	1.4	1	0	1	1	0	2	1.4	
at BYU	01/30/14	6		0-0	.000	0-0	.000	5-6	.833	0	0	0	1.3	3	0	0	0	0	0	5	1.6
at Pepperdine	02/06/14	3		0-0	.000	0-0	.000	0-0	.000	0	0	0	1.3	1	0	0	0	0	0	0	1.5
at Loyola Marymount	02/08/14	6		0-2	.000	0-0	.000	0-0	.000	0	0	0	1.2	0	0	0	0	0	1	0	1.4
Totals		0	107	7-15	.467	0-1	.000	10-14	.714	9	11	20	1.2	18	2	4	2	3	24	1.4	

Games played: 17
Minutes/game: 6.3
Points/game: 1.4
FG Pct: 46.7
3FG Pct: 0.0
FT Pct: 71.4

Rebounds/game: 1.2
Assists/game: 0.1
Turnovers/game: 0.2
Assist/turnover ratio: 0.5
Steals/game: 0.2
Blocks/game: 0.1

ANDREW BOCK #12

F • 6-2 • Jr.
Rialto, Calif./Creighton University

2013-14: Andrew had a career-high 23 points against Saint Mary's on Dec. 30 and has 16 double-figure scoring games on the year ... He had career-high seven assists against Bradley on Dec. 21 ... Bock scored six points at Nevada, including the game-winning layup with :05 seconds left ... Andrew hit 41 consecutive free throws earlier in the season, a school record ... Andrew had 18 points at Utah State on Dec. 7 and had his free throws made streak end at 41 ... He averaged 10.3 points per game at the Global Sports Hardwood Challenge and was 19-19 from the free throw line.

2012-13: Andrew played in 22 games for the Tigers as a junior ... He averaged 1.4 points per game, hitting four three-pointers ... Bock scored a season-high seven points at Gonzaga on Dec. 1 ... He hit 11 of 12 free throws on the season.

2011-12: Andrew played in 29 of the Tigers' 30 games, making eight starts ... He averaged 3.4 points per game and was third on the team with 47 assists ... He had four double-digit scoring games on the year, including a career-high 13 points against Cal State Monterey Bay in the season opener.

Personal: Andrew Bock was born in Fontana, Calif. ... His hometown is Rialto, Calif. ... He is the son of Rob and Lisa Bock ... Andrew is in his third year at Pacific as a business major ... In his free time, Andrew likes to play basketball and video games.



Opponent	Date	gs	min	Total		3-Pointers		Free throws		Rebounds				pf	a	t/o	blk	stl	pts	avg	
				fg-fga	pct	3fg-fga	pct	ft-fa	pct	off	def	tot	avg								
at Nevada	11/08/13	*	25	3-4	.750	0-0	.000	0-2	.000	0	2	2	2.0	4	3	1	0	0	6	6.0	
UC IRVINE	11/12/13	*	33	3-8	.375	1-4	.250	6-7	.857	1	1	2	2.0	2	3	1	0	0	13	9.5	
WESTERN ILLINOIS	11/17/13	*	28	4-5	.800	3-4	.750	2-2	1.000	1	1	2	2.0	0	3	1	0	0	13	10.7	
FRESNO STATE	11/23/13	*	31	3-9	.333	1-4	.250	12-12	1.000	0	2	2	2.0	1	4	2	0	0	19	12.8	
at Oregon	11/29/13	*	24	2-5	.400	1-2	.500	4-4	1.000	0	2	2	2.0	0	3	2	0	0	9	12.0	
vs Cal Poly	11/30/13	*	27	0-5	.000	0-3	.000	8-8	1.000	1	1	2	2.0	3	1	2	0	1	8	11.3	
vs North Dakota	12/01/13	*	29	3-6	.500	1-4	.250	7-7	1.000	0	5	5	2.4	1	3	3	0	0	14	11.7	
at Utah State	12/07/13	*	27	6-11	.545	0-0	.000	6-7	.857	0	1	1	2.3	0	3	1	0	1	18	12.5	
MENLO COLLEGE	12/14/13	*	29	3-7	.429	0-1	.000	7-8	.875	0	1	1	2.1	1	3	0	0	0	13	12.6	
vs PRINCETON	12/20/13	*	18	3-6	.500	0-1	.000	2-2	1.000	0	0	0	1.9	2	0	1	0	1	8	12.1	
vs BRADLEY	12/21/13	*	30	1-6	.167	0-2	.000	5-6	.833	0	1	1	1.8	2	7	0	0	1	7	11.6	
SAINT MARY'S	12/30/13	*	33	7-13	.538	1-3	.333	8-8	1.000	0	3	3	1.9	4	1	1	0	0	23	12.6	
at Portland	01/02/14	*	26	1-8	.125	0-2	.000	0-1	.000	0	1	1	1.8	2	2	1	0	0	2	11.8	
at GONZAGA BULLDOGS	01/04/14	*	23	2-4	.500	1-3	.333	5-6	.833	0	1	1	1.8	1	1	2	0	0	10	11.6	
SAN FRANCISCO	01/09/14	*	39	5-10	.500	1-3	.333	6-9	.667	1	1	2	1.8	1	4	2	0	1	17	12.0	
SANTA CLARA	01/11/14	*	25	5-8	.625	1-3	.333	5-7	.714	0	2	2	1.8	3	1	3	0	0	16	12.3	
at Saint Mary's (CA)	01/18/14	*	26	3-6	.500	0-0	.000	5-5	1.000	0	2	2	1.8	5	6	3	0	0	11	12.2	
LOYOLA MARYMOUNT	01/23/14	*	25	3-11	.273	2-4	.500	0-0	.000	2	0	2	1.8	4	5	2	0	0	8	11.9	
PEPPERDINE	01/25/14	*	30	3-7	.429	1-1	1.000	5-6	.833	0	4	4	1.9	1	2	1	0	1	12	11.9	
at BYU	01/30/14	*	27	3-5	.600	0-1	.000	7-9	.778	0	0	0	1.9	0	4	3	1	0	13	12.0	
at San Diego	2/1/14	*	27	4-7	.571	1-2	.500	7-7	1.000	1	2	3	1.9	3	3	2	0	0	16	12.2	
at Pepperdine	02/06/14	*	32	4-10	.400	3-5	.600	4-4	1.000	2	3	5	2.0	4	4	3	0	0	15	12.3	
at Loyola Marymount	02/08/14	*	32	1-5	.200	1-4	.250	9-10	.900	0	1	1	2.0	2	5	1	0	0	12	12.3	
Totals			23	646	72-166	.434	19-56	.339	120-137	.876	9	37	46	2.0	46	71	38	1	6	283	12.3

Games played: 23
Minutes/game: 28.1
Points/game: 12.3
FG Pct: 43.4
3FG Pct: 33.9
FT Pct: 87.6

Rebounds/game: 2.0
Assists/game: 3.1
Turnovers/game: 1.7
Assist/turnover ratio: 1.9
Steals/game: 0.3
Blocks/game: 0.0

Bock Career Stats

Season	gp-gs	min/avg	Total		3-Point		F-Throws		Rebounds				Scoring							
			fg-fga	pct	fg-fga	pct	ft-fa	pct	off	def	tot	avg	pf	fo	ast	to	blk	stl	pts	avg
2011-12	28-8	396/14.1	28-83	.337	6-30	.200	35-47	.745	5	25	30	1.1	31	0	45	36	0	7	97	3.5
2012-13	22-0	186/8.5	8-32	.250	4-15	.267	11-12	.917	2	12	14	0.6	19	0	15	13	0	3	31	1.4
2013-14	23-23	646/28.1	72-166	.434	19-56	.339	120-137	.876	9	37	46	2.0	46	1	71	38	1	6	283	12.3
TOTAL	73-31	1228/16.8	108-281	.384	29-101	.287	166-196	.847	16	74	90	1.2	96	1	131	87	1	16	411	5.6

KHALIL KELLEY

#13

C • 6-8 • Sr.
Rancho Cucamonga, Calif./Los Osos HS

2013-14: Khalil had a career-high 27 points and grabbed 11 rebounds against Menlo College on Dec. 14 for his second career double-double ... He had 16 points and 12 rebounds against Fresno State on Nov. 23 ... He has five double figures scoring games and four double figure rebounding games on the season.

2012-13: Khalil played in all 35 games last year for the Tigers, starting 34 at center ... He had six double figure scoring games for the Tigers as a junior and one double figure rebounding game ... Kelley scored a season high 12 points on two occasions, in Tiger wins over Saint Mary's (Nov. 23) and Cal State Fullerton (Jan. 26) ... He had a season-high 10 rebounds at Hawai'i on Jan. 17 ... With 3.7 rebounds per game and 58 offensive boards, Khalil led the team in rebounding.

2011-12: Khalil played in all 30 games for the Tigers, making a team-high 28 starts ... He was fifth on the team with 6.8 points per game and was second on the Tigers with 4.8 rebounds per game ... Kelley had six double-figure scoring games on the season and one double-digit rebounding game ... Khalil scored a career-high 15 points on two occasions, including a double-double adding a career-high 13 rebounds on Dec. 6 at Hawai'i.

2010-11: Khalil played in 24 games as a freshman for the Tigers, making three starts ... He scored 34 points, including a season-high nine points against Cal State Stanislaus on Dec. 11 ... He hit all four of his shots against the Warriors in that contest, adding a career-high four rebounds ... Kelley also notched a career-high four rebounds at home against UC Irvine on Feb. 16.

Personal: Khalil Kelley was born in Anaheim, Calif. ... He is the son of Mark Kelley and Deneane Charles and has one brother, Avery Charles, and two sisters, Leilani Charles and Jordan Bell ... Khalil is an exploratory major with aspirations to start his own restaurant chain ... In his free time, Kelley likes to play video games, including Mario Kart and football.



Opponent	Date	gs	min	Total		3-Pointers		Free throws		Rebounds				pf	a	t/o	blk	stl	pts	avg
				fg-fga	pct	3fg-fga	pct	ft-fga	pct	off	def	tot	avg							
at Nevada	11/08/13	*	19	3-7	.429	0-0	.000	2-2	1.000	3	3	6	6.0	4	1	3	0	0	8	8.0
UC IRVINE	11/12/13	*	22	4-7	.571	0-0	.000	3-5	.600	3	2	5	5.5	4	2	1	0	0	11	9.5
WESTERN ILLINOIS	11/17/13	*	15	0-0	.000	0-0	.000	0-0	.000	0	3	3	4.7	4	0	0	0	0	6.3	
FRESNO STATE	11/23/13	*	27	7-9	.778	0-0	.000	2-3	.667	6	6	12	6.5	4	2	5	0	0	16	8.8
at Oregon	11/29/13	*	15	0-1	.000	0-0	.000	0-0	.000	2	1	3	5.8	4	0	2	1	0	0	7.0
vs Cal Poly	11/30/13	*	23	5-6	.833	0-0	.000	2-6	.333	1	2	3	5.3	3	0	0	1	0	12	7.8
vs North Dakota	12/01/13	*	18	0-2	.000	0-0	.000	1-2	.500	0	2	2	4.9	4	1	2	0	1	1	6.9
at Utah State	12/07/13	*	13	1-2	.500	0-0	.000	2-4	.500	0	2	2	4.5	5	0	0	0	0	4	6.5
MENLO COLLEGE	12/14/13	*	24	11-13	.846	0-0	.000	5-8	.625	9	2	11	5.2	3	2	2	0	0	27	8.8
vs PRINCETON	12/20/13	*	26	2-4	.500	0-0	.000	3-4	.750	3	5	8	5.5	1	0	2	0	0	7	8.6
vs BRADLEY	12/21/13	*	18	1-1	1.000	0-0	.000	5-6	.833	3	3	6	5.5	3	0	4	0	0	7	8.5
SAINT MARY'S	12/30/13	*	16	3-5	.600	0-0	.000	2-3	.667	2	1	3	5.3	4	0	1	0	0	8	8.4
at Portland	01/02/14	*	20	2-5	.400	0-0	.000	0-2	.000	1	1	2	5.1	2	2	1	2	1	4	8.1
at GONZAGA BULLDOGS	01/04/14	*	18	0-3	.000	0-0	.000	2-2	1.000	0	2	2	4.9	4	0	1	0	0	2	7.6
SAN FRANCISCO	01/09/14	*	20	0-1	.000	0-0	.000	4-6	.667	1	2	3	4.7	4	0	2	1	0	4	7.4
SANTA CLARA	01/11/14	*	20	1-4	.250	0-0	.000	1-2	.500	3	2	5	4.8	4	0	1	0	0	3	7.1
at Saint Mary's (CA)	01/18/14	*	16	1-3	.333	0-0	.000	0-2	.000	0	3	3	4.6	5	0	2	0	0	2	6.8
LOYOLA MARYMOUNT	01/23/14	*	27	3-5	.600	0-0	.000	2-2	1.000	4	6	10	4.9	5	2	2	3	0	8	6.9
PEPPERDINE	01/25/14	*	14	2-4	.500	0-0	.000	0-0	.000	3	1	4	4.9	4	0	2	0	0	4	6.7
at BYU	01/30/14	*	16	2-4	.500	0-0	.000	0-0	.000	0	1	1	4.7	3	0	1	1	0	4	6.6
at San Diego	2/1/14	*	14	0-3	.000	0-0	.000	1-2	.500	1	2	3	4.6	4	0	0	0	1	1	6.3
at Pepperdine	02/06/14	*	26	4-7	.571	0-0	.000	2-3	.667	1	0	1	4.5	3	2	2	0	0	10	6.5
at Loyola Marymount	02/08/14	*	28	1-2	.500	0-0	.000	3-6	.500	4	6	10	4.7	3	1	0	2	0	5	6.4

Kelley Career Stats

Season	gp-gs	min/avg	Total		3-Point		F-Throws		Rebounds				Scoring							
			fg-fga	pct	fg-fga	pct	ft-fga	pct	off	def	tot	avg	pf	fo	ast	to	blk	stl	pts	avg
2010-11	24-3	128/5.3	10-22	.455	0-0	.000	14-30	.467	6	17	23	1.0	24	0	2	7	5	2	34	1.4
2011-12	29-27	618/21.3	82-163	.503	0-0	.000	37-97	.381	60	80	140	4.8	78	0	7	46	14	9	201	6.9
2012-13	35-34	600/17.1	85-168	.506	0-0	.000	16-71	.225	58	72	130	3.7	93	3	25	31	17	9	186	5.3
2013-14	23-23	455/19.8	53-98	.541	0-0	.000	42-70	.600	50	58	108	4.7	84	3	15	36	11	3	148	6.4
TOTAL	111-87	1801/16.2	230-451	.510	0-0	.000	109-268	.407	174	227	401	3.6	279	6	49	120	47	23	569	5.1

AARON SHORT #15

F • 6-5 • Jr.
Reno, Nev./Cabrillo College

2013-14: Aaron made his first career start at San Diego on Feb. 1, scoring seven points ... Short scored a career-high 10 points against Bradley on Dec. 21 ... He had a career-high seven rebounds against USF on Jan. 9 ... Short came off the bench in his first game of the season as a Tiger at Nevada, in his hometown of Reno ... He scored three points and had two assists ... Short had a career-high three steals against UC Irvine on Nov. 12.

2012-13: Aaron scored two points in his only appearance against Holy Names on Nov. 10 ... He redshirted the season due to a foot injury.

Cabrillo College: Aaron came to Pacific from Cabrillo College, where he was a teammate of former Tiger Markus Duran in 2010-11. Aaron led the Seahawks to a 24-4 record in 2011-12, and a 12-0 mark in Coast Conference play to win the South title. He scored a team-best 15.2 points per game, earning First Team All-State accolades, along with All-Coast Conference First Team honors.



Opponent	Date	gs	min	Total		3-Pointers		Free throws		Rebounds				pf	a	t/o	blk	stl	pts	avg	
				fg-fga	pct	3fg-fga	pct	ft-fa	pct	off	def	tot	avg								
at Nevada	11/08/13		14	1-2	.500	1-1	1.000	0-0	.000	0	3	3	3.0	2	2	2	0	1	3	3.0	
JC IRVINE	11/12/13		19	1-3	.333	0-1	.000	3-4	.750	0	2	2	2.5	4	1	0	0	3	5	4.0	
WESTERN ILLINOIS	11/17/13		9	1-5	.200	0-0	.000	0-0	.000	2	1	3	2.7	1	0	0	0	1	2	3.3	
RESNO STATE	11/23/13		19	1-3	.333	1-2	.500	2-2	1.000	1	3	4	3.0	3	2	0	0	0	5	3.8	
at Oregon	11/29/13		15	1-1	1.000	0-0	.000	0-0	.000	0	2	2	2.8	2	2	1	0	2	2	3.4	
vs Cal Poly	11/30/13		21	2-4	.500	1-2	.500	2-2	1.000	4	2	6	3.3	4	2	1	0	2	7	4.0	
vs North Dakota	12/01/13		20	4-5	.800	0-0	.000	0-1	.000	2	2	4	3.4	1	0	2	0	1	8	4.6	
at Utah State	12/07/13		18	0-0	.000	0-0	.000	0-0	.000	0	2	2	3.3	2	0	0	0	0	0	4.0	
MENLO COLLEGE	12/14/13		17	1-3	.333	0-0	.000	0-0	.000	1	2	3	3.2	2	0	2	1	0	2	3.8	
vs PRINCETON	12/20/13		10	1-2	.500	1-1	1.000	0-0	.000	0	3	3	3.2	1	1	0	0	0	3	3.7	
vs BRADLEY	12/21/13		19	3-3	1.000	2-2	1.000	2-2	1.000	1	4	5	3.4	2	1	1	1	2	10	4.3	
SAINT MARY'S	12/30/13		16	0-1	.000	0-1	.000	0-0	.000	1	2	3	3.3	2	1	0	0	1	0	3.9	
at Portland	01/02/14		19	2-4	.500	1-2	.500	0-0	.000	1	1	2	3.2	4	2	2	0	2	5	4.0	
at GONZAGA BULLDOGS	01/04/14		19	2-6	.333	2-3	.667	0-0	.000	2	3	5	3.4	0	2	1	0	0	6	4.1	
SAN FRANCISCO	01/09/14		21	2-5	.400	1-2	.500	0-0	.000	1	6	7	3.6	2	1	0	0	0	5	4.2	
SANTA CLARA	01/11/14		18	1-1	1.000	1-1	1.000	2-2	1.000	0	4	4	3.6	3	1	1	0	1	5	4.3	
at Saint Mary's (CA)	01/18/14		14	2-2	1.000	1-1	1.000	0-0	.000	0	1	1	3.5	5	0	1	0	0	5	4.3	
LOYOLA MARYMOUNT	01/23/14		16	1-6	.167	1-4	.250	0-0	.000	0	2	2	3.4	4	2	2	0	0	3	4.2	
PEPPERDINE	01/25/14		19	3-5	.600	1-2	.500	0-0	.000	0	3	3	3.4	0	2	1	0	1	7	4.4	
at BYU	01/30/14		18	2-2	1.000	1-1	1.000	0-0	.000	0	3	3	3.4	0	4	2	0	0	5	4.4	
at San Diego	2/1/14	*	16	2-2	1.000	1-1	1.000	2-2	1.000	1	3	4	3.4	3	0	1	0	0	7	4.5	
at Pepperdine	02/06/14		18	1-2	.500	1-1	1.000	0-0	.000	0	1	1	3.3	2	0	1	1	0	3	4.5	
at Loyola Marymount	02/08/14		17	3-6	.500	2-4	.500	0-0	.000	1	4	5	3.3	2	0	1	0	1	8	4.6	
Totals			1	392	37-73	.507	19-32	.594	13-15	.867	18	59	77	3.3	51	26	22	3	18	106	4.6

Short Career Stats

Season	gp-gs	min/avg	Total		3-Point		F-Throws		Rebounds				Scoring							
			fg-fga	pct	fg-fga	pct	ft-fa	pct	off	def	tot	avg	pf	fo	ast	to	blk	stl	pts	avg
2012-13	1-0	7/7.0	1-1	1.000	0-0	.000	0-0	.000	1	0	1	1.0	0	0	0	1	0	1	2	2.0
2013-14	23-1	392/17.0	37-73	.507	19-32	.594	13-15	.867	18	59	77	3.3	51	1	26	22	3	18	106	4.6
TOTAL	24-1	399/16.6	38-74	.514	19-32	.594	13-15	.867	19	59	78	3.3	51	1	26	23	3	19	108	4.5

ROSS RIVERA #20

F • 6-7 • Sr.
Visalia, Calif./Coll. of the Sequoias

2013-14: Ross made his first start of the year against Santa Clara on Jan. 11, scoring four and grabbing three rebounds ... Rivera scored 19 points on 7-12 shooting from the field vs. North Dakota on Dec. 1 ... Ross scored a season-best 21 points against UC Irvine on Nov. 12, including 17 points in the first half ... He has 38 career double figure scoring games, including 12 this season.

2012-13: Ross was named Big West Conference Player of the Week on Dec. 10 ... Ross played in 33 games for the Tigers, making seven starts ... Rivera started at forward for the first seven games, but came off the bench for his final 26 appearances ... He had 10 double figure scoring games for Pacific, including a season-high 17 points in Pacific's win over USF on Dec. 8.

2011-12: Ross was an All-Big West Conference Honorable Mention selection in his sophomore season, along with being named the league's Sixth Man of the Year. He led the Tigers with 11.0 points per game overall and 13.5 points per contest in league games. His 13.5 points per contest ranked fifth in league games. Ross led the league in free throw percentage (.847), making 122 of 144 attempts. He tied for the second most free throw makes in a game (15) on Feb. 2 at UC Riverside, one of his four double-digit free throw games of the season. Scoring in double figures 17 times in the last 25 games, Ross averaged 12.4 points overall in those games. Rivera had two 20+ scoring games on the year, including a 26 point game against Cal State Northridge on Feb. 11. He scored 21 against CSUN at Northridge on Jan. 12. He came off the bench in 26 of his 29 appearances for Pacific.



Opponent	Date	gs	min	Total		3-Pointers		Free throws		Rebounds				pf	a	t/o	blk	stl	pts	avg
				fg-fga	pct	3fg-fga	pct	ft-fa	pct	off	def	tot	avg							
at Nevada	11/08/13		23	5-10	.500	0-1	.000	4-5	.800	1	1	2	2.0	3	1	1	0	0	14	14.0
UC IRVINE	11/12/13		24	8-13	.615	2-3	.667	3-3	1.000	2	6	8	5.0	4	2	0	1	0	21	17.5
WESTERN ILLINOIS	11/17/13		17	1-5	.200	0-0	.000	0-0	.000	0	0	0	3.3	1	2	1	1	2	2	12.3
FRESNO STATE	11/23/13		17	1-4	.250	0-0	.000	6-6	1.000	0	3	3	3.3	3	0	1	0	0	8	11.3
at Oregon	11/29/13		25	3-8	.375	0-2	.000	3-4	.750	1	2	3	3.2	3	1	2	1	0	9	10.8
vs Cal Poly	11/30/13		22	3-7	.429	0-1	.000	5-5	1.000	1	3	4	3.3	4	0	3	0	1	11	10.8
vs North Dakota	12/01/13		21	7-12	.583	3-4	.750	2-2	1.000	2	2	4	3.4	3	0	1	0	0	19	12.0
at Utah State	12/07/13		12	4-6	.667	3-3	1.000	0-0	.000	0	1	1	3.1	4	1	0	0	0	11	11.9
MENLO COLLEGE	12/14/13		22	3-6	.500	1-3	.333	3-3	1.000	1	5	6	3.4	0	2	1	1	4	10	11.7
vs PRINCETON	12/20/13		10	0-3	.000	0-0	.000	0-0	.000	0	1	1	3.2	2	0	1	0	0	0	10.5
vs BRADLEY	12/21/13		12	1-2	.500	1-2	.500	2-3	.667	0	1	1	3.0	3	0	2	0	1	5	10.0
SAINT MARY'S	12/30/13		22	3-8	.375	1-3	.333	3-3	1.000	1	1	2	2.9	1	1	0	0	0	10	10.0
at Portland	01/02/14		24	4-12	.333	2-5	.400	2-2	1.000	2	0	2	2.8	4	0	0	0	2	12	10.2
at GONZAGA BULLDOGS	01/04/14		20	2-9	.222	1-3	.333	0-1	.000	0	0	0	2.6	3	1	1	0	0	5	9.8
SAN FRANCISCO	01/09/14		25	3-9	.333	2-5	.400	6-6	1.000	1	1	2	2.6	3	0	1	0	0	14	10.1
SANTA CLARA	01/11/14	*	21	2-4	.500	0-1	.000	0-0	.000	0	3	3	2.6	1	0	2	0	0	4	9.7
at Saint Mary's (CA)	01/18/14	*	26	3-5	.600	0-0	.000	4-5	.800	2	1	3	2.6	0	0	0	0	0	10	9.7
LOYOLA MARYMOUNT	01/23/14	*	30	5-11	.455	1-2	.500	5-6	.833	3	2	5	2.8	3	1	1	1	1	16	10.1
PEPPERDINE	01/25/14	*	19	3-6	.500	1-3	.333	0-0	.000	0	2	2	2.7	4	0	3	1	0	7	9.9
at BYU	01/30/14	*	22	1-3	.333	1-1	1.000	4-4	1.000	0	4	4	2.8	1	1	3	0	0	7	9.8
at San Diego	2/1/14		22	5-10	.500	1-1	1.000	0-1	.000	0	2	2	2.8	1	0	2	0	0	11	9.8
at Pepperdine	02/06/14		25	3-6	.500	1-2	.500	0-1	.000	3	1	4	2.8	3	2	0	0	1	7	9.7
at Loyola Marymount	02/08/14		11	0-2	.000	0-1	.000	0-0	.000	0	1	1	2.7	2	0	0	0	0	0	9.3
Totals		5	472	70-161	.435	21-46	.457	52-60	.867	20	43	63	2.7	56	15	26	6	12	213	9.3

Games played: 23
Minutes/game: 20.5
Points/game: 9.3

Rebounds/game: 2.7
Assists/game: 0.7
Turnovers/game: 1.1

Rivera Career Stats

Season	gp-gs	min/avg	Total		3-Point		F-Throws		Rebounds				Scoring							
			fg-fga	pct	fg-fga	pct	ft-fa	pct	off	def	tot	avg	pf	fo	ast	to	blk	stl	pts	avg
2011-12	29-3	651/22.4	96-193	.497	13-31	.419	122-144	.847	31	80	111	3.8	81	2	12	30	3	15	327	11.3
2012-13	33-7	592/17.9	85-193	.440	11-38	.289	70-95	.737	28	61	89	2.7	62	1	10	32	4	8	251	7.6
2013-14	23-5	472/20.5	70-161	.435	21-46	.457	52-60	.867	20	43	63	2.7	56	0	15	26	6	12	213	9.3
TOTAL	85-15	1715/20.2	251-547	.459	45-115	.391	244-299	.816	79	184	263	3.1	199	3	37	88	13	35	791	9.3

DAVID TAYLOR

#24

F • 6-3 • Fr.
Eckersdorf, Germany/Graf-Muenster Gymnasium

2013-14: David had the best game of his short Pacific career at Gonzaga on Jan. 4, scoring 10 points with a steal ... Taylor had an assist and a steal in just four minutes of action in his career debut at Nevada on Nov. 8 ... He had a career-high three points at Gonzaga on Jan. 4.

Graf-Muenster Gymnasium: Taylor is a 6-3 forward from Eckersdorf, Germany and will enter Pacific as a freshman for 2013-14. He attends Graf-Muenster Gymnasium in Bayreuth, Germany. David averaged 19.2 points, 3.2 assists and 2.2 steals per game for BBC Bayreuth in 2011. He has also played for NBC Neurnberg (Pro A), Brose Baskets Bamberg (Pro B and NBBL). With a strong game in his early teens, David was selected to a Bavarian All-Star Team in 2007 and to Germany's 2010 U16 National Team as the only player selected at age 15. Getting quite a bit of international experience, he played in the 2010 U16 European Championship in Montenegro and the 2011 championship in Prague. He was most recently on the 2012 U18 National Team, the only player selected at age 17. His father is Derrick Taylor, who helped LSU to the NCAA Final Four and was selected in the 1986 NBA Draft by the Indiana Pacers.



Opponent	Date	gs	min	Total		3-Pointers		Free throws		Rebounds				pf	a	t/o	blk	stl	pts	avg
				fg-fga	pct	3fg-fga	pct	ft-fa	pct	off	def	tot	avg							
at Nevada	11/08/13	4	0-1	.000	0-0	.000	0-0	.000	0	0	0	0.0	0	1	0	0	1	0	0.0	
UC IRVINE	11/12/13	6	0-1	.000	0-1	.000	0-0	.000	0	0	0	0.0	0	1	0	0	0	0	0.0	
WESTERN ILLINOIS	11/17/13	4	0-1	.000	0-1	.000	0-0	.000	0	0	0	0.0	0	0	0	0	0	0	0.0	
at Oregon	11/29/13	3	0-1	.000	0-1	.000	0-0	.000	1	0	1	0.3	0	0	1	0	0	0	0.0	
vs North Dakota	12/01/13	2	0-0	.000	0-0	.000	0-0	.000	0	0	0	0.2	0	0	1	0	0	0	0.0	
MENLO COLLEGE	12/14/13	9	0-1	.000	0-0	.000	0-0	.000	0	1	1	0.3	0	1	0	0	0	0	0.0	
vs PRINCETON	12/20/13	11	1-2	.500	0-0	.000	0-0	.000	0	0	0	0.3	1	0	1	0	0	2	0.3	
vs BRADLEY	12/21/13	3	0-1	.000	0-1	.000	0-0	.000	0	0	0	0.3	1	0	1	0	0	0	0.3	
at GONZAGA BULLDOGS	01/04/14	13	3-5	.600	2-3	.667	2-2	1.000	1	1	2	0.4	1	0	1	0	1	10	1.3	
SAN FRANCISCO	01/09/14	4	0-0	.000	0-0	.000	0-0	.000	0	0	0	0.4	0	0	0	0	0	0	1.2	
SANTA CLARA	01/11/14	12	3-5	.600	2-3	.667	0-1	.000	0	1	1	0.5	3	0	0	0	2	8	1.8	
at Saint Mary's (CA)	01/18/14	10	0-2	.000	0-2	.000	0-1	.000	0	0	0	0.4	0	1	1	0	1	0	1.7	
LOYOLA MARYMOUNT	01/23/14	6	1-2	.500	1-2	.500	0-0	.000	0	0	0	0.4	0	1	1	0	0	3	1.8	
PEPPERDINE	01/25/14	9	1-3	.333	0-0	.000	0-1	.000	0	0	0	0.4	3	0	2	0	1	2	1.8	
at BYU	01/30/14	16	2-4	.500	1-3	.333	0-1	.000	0	2	2	0.5	1	0	1	0	1	5	2.0	
at San Diego	2/1/14	11	1-4	.250	1-3	.333	0-0	.000	0	0	0	0.4	1	0	1	0	0	3	2.1	
at Pepperdine	02/06/14	1	0-1	.000	0-1	.000	0-0	.000	0	0	0	0.4	0	0	1	0	0	0	1.9	
at Loyola Marymount	02/08/14	2	0-1	.000	0-1	.000	0-0	.000	0	0	0	0.4	0	0	1	0	0	0	1.8	
Totals		0	126	12-35	.343	7-22	.318	2-6	.333	2	5	7	0.4	11	5	13	0	7	33	1.8

Games played: 18
Minutes/game: 7.0
Points/game: 1.8
FG Pct: 34.3
3FG Pct: 31.8
FT Pct: 33.3

Rebounds/game: 0.4
Assists/game: 0.3
Turnovers/game: 0.7
Assist/turnover ratio: 0.4
Steals/game: 0.4

THOMAS PETERS

#30

F • 6-6 • Fr.
Campbell, Calif./Archbishop Mitty HS

2013-14 (Redshirt Freshman):

Thomas saw his first action as a Tiger, playing one minute against North Dakota.

2012-13 (Redshirt Freshman):

Thomas redshirted the 2012-13 season with the Tigers.

Archbishop Mitty High School:

Thomas graduated from Archbishop Mitty High School in San Jose, Calif. in 2012 ... He helped lead the Monarchs to a 62-5 over his junior and senior season ... He was a First Team All-West Coast Athletic League selection as a senior, in addition to earning Second Team honors from the San Jose Mercury News and was an Honorable Mention All-State pick ... He scored a career-high 23 points at the Torrey Pines Holiday Classic ... He was a member of the Principal's Honor Roll and an AP Scholar.

Personal:

Thomas Peters was born in Campbell, Calif. ... He is the son of Jerry and Shelly Peters ... He is a business major in his second year at Pacific and plans to start a business in the future ... In his free time, Thomas enjoys finding a good read and watching Jeopardy.



Opponent	Date	gs	min	Total		3-Pointers		Free throws		Rebounds				pf	a	t/o	blk	stl	pts	avg
				fg-fga	pct	3fg-fga	pct	ft-fa	pct	off	def	tot	avg							
vs North Dakota	12/01/13		1	0-0	.000	0-0	.000	0-0	.000	0	0	0	0.0	0	0	0	0	0	0	0.0
MENLO COLLEGE	12/14/13		1	0-0	.000	0-0	.000	0-0	.000	0	0	0	0.0	0	0	0	0	0	0	0.0
vs PRINCETON	12/20/13		1	0-0	.000	0-0	.000	0-0	.000	0	0	0	0.0	0	0	0	0	0	0	0.0
vs BRADLEY	12/21/13		1	0-0	.000	0-0	.000	0-0	.000	0	0	0	0.0	0	0	0	0	0	0	0.0
Totals			0	4	0-0	.000	0-0	.000	0-0	.000	0	0	0	0.0	0	0	0	0	0	0.0

Games played: 4
Minutes/game: 1.0

TONY GILL #33

C • 6-8 • Sr.
Roseville, Calif./Cosumnes River College

2013-14: Tony came off the bench for the first time this year, scoring eight points and grabbing seven boards against Santa Clara on Jan. 11 ... Gill had seven points and a team-high seven rebounds at Utah State on Dec. 7, adding a career-high three steals for the third time this year ... He averaged 13.0 points per game at the Global Sports Hardwood Challenge, adding a season-high eight rebounds against North Dakota on Dec. 1 ... Gill scored a career-high 22 points at Nevada on Nov. 8 ... He earned West Coast Conference Player of the Week honors on Nov. 11 for his efforts ... His last four field goals gave the Tigers the lead in the game ... Tony had a game-high 19 points against Western Illinois on Nov. 17 ... He has 14 double figure scoring games this season and 24 in his career.

2012-13: Tony was fifth on the team in scoring with 7.2 points per game in his first year at Pacific ... He earned Big West Tournament Most Valuable Player honors, after scoring 46 points in three games to lead the Tigers to the tournament title in Pacific's final year in the league ... He scored a career-high 20 points in the semi-final win over Cal Poly and followed it with 19 points in the Tigers' championship game win over UC Irvine ... Tony was 7-8 from three-point range in the tournament ... Gill had 10 double-digit scoring games on the season, with nine coming in the final 24 games ... He had a team-best .526 field goal percentage, while hitting 22 of 50 from three-point range (.440) ... Playing in all 35 games for the Tigers, Tony made one start.

Cosumnes River College: Tony came to Pacific from Cosumnes River College in Sacramento, Calif. ... He was a first team all-state player in 2011-12 at Cosumnes River College in his second season with the Hawks. He averaged 18.2 points and 9.3 rebounds per game to lead the team as a sophomore, also earning All-Big 8 Conference honors in both seasons.



Opponent	Date	gs	min	Total		3-Pointers		Free throws		Rebounds				pf	a	t/o	blk	stl	pts	avg	
				fg-fga	pct	3fg-fga	pct	ft-fa	pct	off	def	tot	avg								
at Nevada	11/08/13	*	29	9-12	.750	4-5	.800	0-0	.000	2	3	5	5.0	3	1	5	0	0	22	22.0	
UC IRVINE	11/12/13	*	13	1-3	.333	0-0	.000	2-2	1.000	1	1	2	3.5	5	0	2	0	0	4	13.0	
WESTERN ILLINOIS	11/17/13	*	28	7-12	.583	1-3	.333	4-4	1.000	1	3	4	3.7	2	1	2	1	3	19	15.0	
FRESNO STATE	11/23/13	*	28	5-12	.417	1-5	.200	1-3	.333	2	5	7	4.5	2	3	1	0	3	12	14.3	
at Oregon	11/29/13	*	20	3-7	.429	2-3	.667	0-0	.000	3	2	5	4.6	3	0	4	0	0	8	13.0	
vs Cal Poly	11/30/13	*	29	6-10	.600	0-1	.000	2-4	.500	1	1	2	4.2	2	0	0	2	2	14	13.2	
vs North Dakota	12/01/13	*	26	5-9	.556	2-4	.500	2-3	.667	2	6	8	4.7	1	2	0	0	1	14	13.3	
at Utah State	12/07/13	*	28	3-7	.429	1-2	.500	0-0	.000	2	5	7	5.0	3	1	0	1	3	7	12.5	
MENLO COLLEGE	12/14/13	*	18	5-12	.417	0-3	.000	0-0	.000	4	3	7	5.2	4	1	1	0	1	10	12.2	
vs PRINCETON	12/20/13	*	23	2-3	.667	0-1	.000	1-2	.500	0	3	3	5.0	1	0	4	1	1	5	11.5	
vs BRADLEY	12/21/13	*	19	3-7	.429	1-2	.500	4-5	.800	0	5	5	5.0	4	0	1	0	0	11	11.5	
SAINT MARY'S	12/30/13	*	29	1-6	.167	0-2	.000	5-7	.714	3	9	12	5.6	3	1	4	0	0	7	11.1	
at Portland	01/02/14	*	30	1-7	.143	0-2	.000	0-0	.000	4	5	9	5.8	1	1	1	1	0	2	10.4	
at GONZAGA BULLDOGS	01/04/14	*	17	3-7	.429	1-2	.500	1-2	.500	2	1	3	5.6	4	0	0	0	0	8	10.2	
SAN FRANCISCO	01/09/14	*	35	4-13	.308	2-7	.286	5-6	.833	1	6	7	5.7	4	1	2	1	2	15	10.5	
SANTA CLARA	01/11/14		24	4-5	.800	0-1	.000	0-0	.000	2	5	7	5.8	5	1	2	0	0	8	10.4	
at Saint Mary's (CA)	01/18/14		25	5-9	.556	2-4	.500	4-5	.800	2	4	6	5.8	3	1	1	0	1	16	10.7	
LOYOLA MARYMOUNT	01/23/14		21	5-9	.556	1-1	1.000	2-3	.667	5	2	7	5.9	2	2	1	0	0	13	10.8	
PEPPERDINE	01/25/14		35	7-13	.538	2-6	.333	1-1	1.000	1	4	5	5.8	2	0	3	1	1	17	11.2	
at BYU	01/30/14		23	6-9	.667	3-5	.600	0-0	.000	1	4	5	5.8	4	1	0	0	1	15	11.4	
at San Diego	2/1/14	*	36	6-9	.667	2-3	.667	1-1	1.000	2	4	6	5.8	2	0	1	0	1	15	11.5	
at Pepperdine	02/06/14	*	22	5-8	.625	2-3	.667	0-0	.000	1	7	8	5.9	4	1	1	0	0	12	11.5	
at Loyola Marymount	02/08/14	*	30	3-4	.750	0-1	.000	3-4	.750	0	5	5	5.9	3	5	1	0	0	9	11.4	
Totals			18	588	99-193	.513	27-66	.409	38-52	.731	42	93	135	5.9	67	23	37	8	20	263	11.4

Games played: 23
Minutes/game: 25.6
Points/game: 11.4

Rebounds/game: 5.9
Assists/game: 1.0
Turnovers/game: 1.6

Gill Career Stats

Season	gp-gs	min/avg	Total		3-Point		F-Throws		Rebounds				Scoring							
			fg-fga	pct	fg-fga	pct	ft-fa	pct	off	def	tot	avg	pf	fo	ast	to	blk	stl	pts	avg
2012-13	35-1	609/17.4	92-175	.526	22-50	.440	47-67	.701	33	83	116	3.3	86	2	26	29	3	15	253	7.2
2013-14	23-18	588/25.6	99-193	.513	27-66	.409	38-52	.731	42	93	135	5.9	67	2	23	37	8	20	263	11.4
TOTAL	58-19	1197/20.6	191-368	.519	49-116	.422	85-119	.714	75	176	251	4.3	153	4	49	66	11	35	516	8.9

TIM THOMAS #42

C • 6-10 • Sr.
Sheridan, Wyom./Las Positas JC

2013-14: Tim equaled his season high with eight points at Utah State on Dec. 7, adding five rebounds ... He had a season-high eight points and three offensive rebounds against UC Irvine on Nov. 12 ... Thomas scored seven points on Jan. 30 at BYU, his highest scoring output since Dec. 7.

2012-13: Tim played in 20 games for the Tigers, scoring 46 points ... He also grabbed 24 rebounds ... He had two double digit scoring games ... Thomas had his best game as a Tiger against Cal Maritime on Dec. 21, getting career-highs with 11 points and eight rebounds ... He hit 19 of 35 shots for a .543 percentage from the field.

2011-12: Tim redshirted the 2011-12 season at Pacific.

Las Positas College: Thomas came to Pacific from Las Positas College in Livermore, Calif. ... In 2010-11, Tim averaged 9.9 points and 6.1 rebounds per game, scoring in double figures 17 times as a sophomore.



Opponent	Date	gs	min	Total		3-Pointers		Free throws		Rebounds					pts	avg				
				fg-fga	pct	3fg-fga	pct	ft-fa	pct	off	def	tot	avg	pf			a	t/o	blk	stl
Nevada	11/08/13		9	0-2	.000	0-0	.000	0-0	.000	0	0	0	0.0	0	1	0	0	1	0	0.0
UC IRVINE	11/12/13		10	3-4	.750	0-0	.000	2-2	1.000	3	0	3	1.5	3	0	2	0	0	8	4.0
EASTERN ILLINOIS	11/17/13		16	2-3	.667	0-0	.000	0-0	.000	0	2	2	1.7	2	1	1	1	0	4	4.0
SAN JOSE STATE	11/23/13		8	1-3	.333	0-0	.000	0-0	.000	1	0	1	1.5	1	0	0	1	0	2	3.5
Oregon	11/29/13		15	1-5	.200	0-0	.000	0-0	.000	4	2	6	2.4	2	0	1	0	0	2	3.2
Cal Poly	11/30/13		5	0-2	.000	0-0	.000	2-2	1.000	2	1	3	2.5	1	0	0	0	0	2	3.0
North Dakota	12/01/13		13	3-4	.750	0-0	.000	1-4	.250	1	1	2	2.4	1	0	1	0	0	7	3.6
Utah State	12/07/13		20	4-6	.667	0-0	.000	0-0	.000	3	2	5	2.8	2	1	1	0	1	8	4.1
OSU-COORLANDS	12/14/13		8	1-3	.333	0-0	.000	2-2	1.000	0	0	0	2.4	1	0	2	2	0	4	4.1
PRINCETON	12/20/13		10	1-1	1.000	0-0	.000	0-1	.000	0	1	1	2.3	4	0	0	0	0	2	3.9
BRADLEY	12/21/13		17	1-4	.250	0-0	.000	0-1	.000	0	5	5	2.5	2	0	0	2	0	2	3.7
SAN ANTONIO	12/30/13		10	2-3	.667	0-0	.000	0-0	.000	1	0	1	2.4	1	1	0	0	0	4	3.8
Portland	01/02/14		5	0-2	.000	0-0	.000	0-2	.000	1	0	1	2.3	1	0	0	0	0	0	3.5
GONZAGA BULLDOGS	01/04/14		10	0-1	.000	0-0	.000	0-0	.000	1	2	3	2.4	4	0	1	0	0	0	3.2
SAN FRANCISCO	01/09/14		6	0-1	.000	0-0	.000	0-0	.000	0	1	1	2.3	1	1	0	1	0	0	3.0
SANTA CLARA	01/11/14		16	1-3	.333	0-0	.000	0-0	.000	2	2	4	2.4	1	2	2	1	0	2	2.9
Saint Mary's (CA)	01/18/14		13	2-5	.400	0-0	.000	1-1	1.000	2	2	4	2.5	3	0	3	0	0	5	3.1
LOYOLA MARYMOUNT	01/23/14		3	0-0	.000	0-0	.000	0-0	.000	0	0	0	2.3	0	0	0	0	0	0	2.9
PEPPERDINE	01/25/14		6	1-1	1.000	0-0	.000	0-0	.000	0	0	0	2.2	2	0	1	0	0	2	2.8
BYU	01/30/14		14	3-3	1.000	0-0	.000	1-2	.500	1	0	1	2.2	4	0	2	0	0	7	3.1
San Diego	2/1/14		8	1-2	.500	0-0	.000	2-2	1.000	1	1	2	2.1	0	0	0	1	0	4	3.1
Pepperdine	02/06/14		4	0-2	.000	0-0	.000	0-0	.000	1	0	1	2.1	0	0	0	0	0	0	3.0
Loyola Marymount	02/08/14		4	0-0	.000	0-0	.000	0-0	.000	1	0	1	2.0	0	1	1	0	1	0	2.8
Totals			230	27-60	.450	0-0	.000	11-19	.579	25	22	47	2.0	36	8	18	9	3	65	2.8

Games played: 23

Rebounds/game: 2.0

Thomas Career Stats

Season	gp-gs	min/avg	Total		3-Point		F-Throws			Rebounds					Scoring					
			fg-fga	pct	fg-fga	pct	ft-fa	pct	off	def	tot	avg	pf	fo	ast	to	blk	stl	pts	avg
2012-13	20-0	119/6.0	19-35	.543	0-1	.000	8-12	.667	6	18	24	1.2	18	0	1	7	3	3	46	2.3
2013-14	23-0	230/10.0	27-60	.450	0-0	.000	11-19	.579	25	22	47	2.0	36	0	8	18	9	3	65	2.8
TOTAL	43-0	349/8.1	46-95	.484	0-1	.000	19-31	.613	31	40	71	1.7	54	0	9	25	12	6	111	2.6

SEASON & CAREER HIGHS

SEASON			CAREER (DIVISION I ONLY)
#1 - Trevin Harris (SR)			
Points	16	at San Diego (2/1/14)	18 at LBSU (1/14/12)
Rebounds	9	at Portland (1/2/14)	9 at Portland (1/2/14)
Assists	6	vs. Pepperdine (1/25/14)	6 vs. Pepperdine (1/25/14)
#2 - T.J. Wallace (FR)			
Points	22	at Loyola Marymount (2/8/14)	
Rebounds	6	2x - last at Gonzaga (1/4/14)	
Assists	5	at Portland (1/2/14)	
#3 - Sama Taku (SR)			
Points	20	vs. UC Irvine (11/12/13)	23 vs. Santa Clara (12/15/12)
Rebounds	9	3x vs. LMU (1/23/14)	9 3x vs. LMU (1/23/14)
Assists	6	vs. Fresno State (11/23/13)	6 vs. Fresno State (11/23/13)
#5 - Spencer Llewellyn (JR)			
Points	3	vs. Princeton (12/20/13)	11 vs. Cal State Fullerton (2/23/12)
Rebounds	1	vs. W. Illinois (11/17/13)	2 UC Irvine (2/4/12)
Assists	1	vs. Menlo College (12/14/13)	1 2x - last vs. Menlo College (12/14/13)
#11 - Gabriel Aguirre (JR)			
Points	6	2x - vs. Bradley (12/21/13)	
Rebounds	6	vs. Bradley (12/21/13)	
Assists	1	2x - vs. Princeton (12/20/13)	
#12 - Andrew Bock (SR)			
Points	23	vs. Saint Mary's (12/30/13)	23 vs. Saint Mary's (12/30/13)
Rebounds	5	vs. North Dakota (12/1/13)	5 vs. North Dakota (12/1/13)
Assists	7	vs. Bradley (12/21/13)	7 vs. Bradley (12/21/13)
#13 - Khalil Kelley (SR)			
Points	27	vs. Menlo College (12/14/13)	27 vs. Menlo College (12/14/13)
Rebounds	12	vs. Fresno State (11/23/13)	13 at Hawai'i (12/6/11)
Assists	2	4x - at Portland (1/2/14)	2 12x - last at Portland (1/2/14)
#15 - Aaron Short (JR)			
Points	10	vs. Bradley (12/21/13)	10 vs. Bradley (12/21/13)
Rebounds	7	vs. San Francisco (1/9/14)	7 vs. San Francisco (1/9/14)
Assists	4	at BYU (1/30/14)	4 at BYU (1/30/14)
#20 - Ross Rivera (SR)			
Points	21	vs. UC Irvine (11/12/13)	26 vs. CSUN (2/11/12)
Rebounds	8	vs. UC Irvine (11/12/13)	9 2x - last vs. Cal Poly (1/26/12)
Assists	2	3x - vs. Menlo College (12/14/13)	2 6x - last vs. Menlo College (12/14/13)
#24 - David Taylor (FR)			
Points	10	at Gonzaga (1/4/14)	
Rebounds	2	at Gonzaga (1/4/14)	
Assists	1	3x - vs. Menlo College (12/14/13)	
#30 - Thomas Peters (FR)			
Points			
Rebounds			
Assists			
#33 - Tony Gill (JR)			
Points	22	vs. Nevada (11/8/13)	22 vs. Nevada (11/8/13)
Rebounds	12	vs. Saint Mary's (12/30/13)	12 vs. Saint Mary's (12/30/13)
Assists	5	at Loyola Marymount (2/8/14)	5 at Loyola Marymount (2/8/14)
#42 - Tim Thomas (JR)			
Points	8	2x - at Utah State (12/7/13)	11 vs. Cal Maritime (12/21/12)
Rebounds	6	at Oregon (11/29/13)	8 vs. Cal Maritime (12/21/12)
Assists	2	vs. Santa Clara (1/11/14)	2 vs. Santa Clara (1/11/14)

**2013-14 Pacific Men's Basketball
Pacific Combined Team Statistics (as of Feb 09, 2014)
All games**

RECORD:	OVERALL	HOME	AWAY	NEUTRAL
ALL GAMES	13-10	6-3	4-6	3-1
CONFERENCE	4-8	2-3	2-5	0-0
NON-CONFERENCE	9-2	4-0	2-1	3-1

##	Player	gp-gs	min	avg	Total		3-Point		F-Throw		Rebounds				pf	dq	a	to	blk	stl	pts	avg
					fg-fga	fg%	3fg-fga	3fg%	ft-fga	ft%	off	def	tot	avg								
12	BOCK, Andrew	23-23	646	28.1	72-166	.434	19-56	.339	120-137	.876	9	37	46	2.0	46	1	71	38	1	6	283	12.3
33	GILL, Tony	23-18	588	25.6	99-193	.513	27-66	.409	38-52	.731	42	93	135	5.9	67	2	23	37	8	20	263	11.4
03	TAKU, Sama	23-21	642	27.9	97-240	.404	10-47	.213	58-74	.784	12	84	96	4.2	54	0	54	34	1	13	262	11.4
20	RIVERA, Ross	23-5	472	20.5	70-161	.435	21-46	.457	52-60	.867	20	43	63	2.7	56	0	15	26	6	12	213	9.3
02	WALLACE, T.J.	23-2	426	18.5	56-136	.412	29-72	.403	33-48	.688	7	34	41	1.8	52	1	29	39	1	24	174	7.6
01	HARRIS, Trevin	23-22	515	22.4	50-104	.481	22-60	.367	42-49	.857	28	58	86	3.7	54	1	46	16	4	15	164	7.1
13	KELLEY, Khalil	23-23	455	19.8	53-98	.541	0-0	.000	42-70	.600	50	58	108	4.7	84	3	15	36	11	3	148	6.4
15	SHORT, Aaron	23-1	392	17.0	37-73	.507	19-32	.594	13-15	.867	18	59	77	3.3	51	1	26	22	3	18	106	4.6
42	THOMAS, Tim	23-0	230	10.0	27-60	.450	0-0	.000	11-19	.579	25	22	47	2.0	36	0	8	18	9	3	65	2.8
24	TAYLOR, David	18-0	126	7.0	12-35	.343	7-22	.318	2-6	.333	2	5	7	0.4	11	0	5	13	0	7	33	1.8
11	AGUIRRE, Gabriel	17-0	107	6.3	7-15	.467	0-1	.000	10-14	.714	9	11	20	1.2	18	0	2	4	2	3	24	1.4
05	LLEWELLYN, Spencer	7-0	22	3.1	1-7	.143	0-6	.000	1-1	1.000	0	1	1	0.1	1	0	1	3	0	0	3	0.4
30	PETERS, Thomas	4-0	4	1.0	0-0	.000	0-0	.000	0-0	.000	0	0	0	0.0	0	0	0	0	0	0	0	0.0
Team											43	36	79				1					
Total.....		23	4625		581-1288	.451	154-408	.377	422-545	.774	265	541	806	35.0	530	9	295	287	46	124	1738	75.6
Opponents.....		23	4625		550-1201	.458	181-451	.401	455-640	.711	210	513	723	31.4	483	11	327	274	97	143	1736	75.5

TEAM STATISTICS	PAC	OPP	Date	Opponent	Score	Att.
SCORING	1738	1736	11/08/13	at Nevada	w 80-78	5936
Points per game	75.6	75.5	11/12/13	UC IRVINE	w 84-79	1862
Scoring margin	+0.1	-	11/17/13	WESTERN ILLINOIS	w 66-52	1771
FIELD GOALS-ATT	581-1288	550-1201	11/23/13	FRESNO STATE	w 86-77	3204
Field goal pct	.451	.458	11/29/13	at Oregon	L 62-85	5719
3 POINT FG-ATT	154-408	181-451	11/30/13	vs Cal Poly	w 73-71	5937
3-point FG pct	.377	.401	12/01/13	vs North Dakota	w 93-76	5580
3-pt FG made per game	6.7	7.9	12/07/13	at Utah State	w 78-68	9558
FREE THROWS-ATT	422-545	455-640	12/14/13	MENLO COLLEGE	w 84-73	1837
Free throw pct	.774	.711	12/20/13	vs PRINCETON	L 58-83	0
F-Throws made per game	18.3	19.8	12/21/13	vs BRADLEY	w 71-55	312
REBOUNDS	806	723	* 12/30/13	SAINT MARY'S	L 80-88	4015
Rebounds per game	35.0	31.4	* 01/02/14	at Portland	L 64-72	1173
Rebounding margin	+3.6	-	* 01/04/14	at GONZAGA BULLDOGS	L 64-86	6000
ASSISTS	295	327	* 01/09/14	SAN FRANCISCO	Lot 72-81	2202
Assists per game	12.8	14.2	* 01/11/14	SANTA CLARA	w 80-68	1816
TURNOVERS	287	274	* 01/18/14	at Saint Mary's (CA)	L 73-79	3327
Turnovers per game	12.5	11.9	* 01/23/14	LOYOLA MARYMOUNT	L 81-92	1924
Turnover margin	-0.6	-	* 01/25/14	PEPPERDINE	w 76-66	2913
Assist/turnover ratio	1.0	1.2	* 01/30/14	at BYU	L 78-88	14262
STEALS	124	143	* 2/1/14	at San Diego	w 84-67	2208
Steals per game	5.4	6.2	* 02/06/14	at Pepperdine	L 69-80	989
BLOCKS	46	97	* 02/08/14	at Loyola Marymount	w 82-72	3062
Blocks per game	2.0	4.2				
ATTENDANCE	21544	64063				
Home games-Avg/Game	9-2394	10-5223				
Neutral site-Avg/Game	-	4-2957				

* - Conference game

Score by Periods	1st	2nd	OT	Totals
Pacific	831	898	9	1738
Opponents	807	911	18	1736

**2013-14 Pacific Men's Basketball
Pacific Combined Team Statistics (as of Feb 09, 2014)
Conference games**

RECORD:	OVERALL	HOME	AWAY	NEUTRAL
ALL GAMES	4-8	2-3	2-5	0-0
CONFERENCE	4-8	2-3	2-5	0-0
NON-CONFERENCE	0-0	0-0	0-0	0-0

#	Player	gp-gs	min	Total		3-Point		F-Throw		Rebounds				pf	dq	a	to	blk	stl	pts	avg			
				fg-fga	fg%	3fg-fga	3fg%	ft-fa	ft%	off	def	tot	avg											
12	BOCK, Andrew	12-12	345	28.8	41-94	.436	12-31	.387	61-72	.847	6	20	26	2.2	30	1	38	24	1	2	155	12.9		
33	GILL, Tony	12-7	327	27.3	50-99	.505	15-37	.405	22-29	.759	24	56	80	6.7	37	1	14	17	3	6	137	11.4		
03	TAKU, Sama	12-10	326	27.2	53-116	.457	6-28	.214	25-33	.758	4	37	41	3.4	31	0	29	17	1	8	137	11.4		
01	HARRIS, Trevin	12-11	272	22.7	30-59	.508	14-36	.389	35-39	.897	20	30	50	4.2	35	1	24	6	3	14	109	9.1		
20	RIVERA, Ross	12-5	267	22.3	34-85	.400	11-27	.407	24-29	.828	12	18	30	2.5	26	0	6	13	2	4	103	8.6		
02	WALLACE, T.J.	12-2	212	17.7	25-72	.347	14-42	.333	21-28	.750	3	24	27	2.3	30	1	14	19	1	14	85	7.1		
15	SHORT, Aaron	12-1	211	17.6	21-42	.500	13-23	.565	4-4	1.000	7	33	40	3.3	27	1	15	13	1	6	59	4.9		
13	KELLEY, Khalil	12-12	235	19.6	19-46	.413	0-0	.000	17-30	.567	20	27	47	3.9	45	2	7	15	9	2	55	4.6		
24	TAYLOR, David	10-0	84	8.4	11-27	.407	7-18	.389	2-6	.333	1	4	5	0.5	9	0	2	9	0	6	31	3.1		
42	THOMAS, Tim	12-0	99	8.3	10-23	.435	0-0	.000	4-7	.571	11	8	19	1.6	17	0	5	10	3	1	24	2.0		
11	AGUIRRE, Gabriel	9-0	46	5.1	0-5	.000	0-0	.000	8-10	.800	1	3	4	0.4	8	0	0	1	1	2	8	0.9		
05	LLEWELLYN, Spencer	1-0	1	1.0	0-0	.000	0-0	.000	0-0	.000	0	0	0	0.0	0	0	0	0	0	0	0	0.0		
Team											24	22	46											
Total.....		12	2425		294-668	.440	92-242	.380	223-287	.777	133	282	415	34.6	295	7	154	144	25	65	903	75.2		
Opponents.....		12	2425		292-620	.471	98-214	.458	257-364	.706	115	279	394	32.8	253	5	177	137	59	68	939	78.2		

TEAM STATISTICS	PAC	OPP	Date	Opponent	Score	Att.
SCORING	903	939	* 12/30/13	SAINT MARY'S	L 80-88	4015
Points per game	75.2	78.2	* 01/02/14	at Portland	L 64-72	1173
Scoring margin	-3.0	-	* 01/04/14	at GONZAGA BULLDOGS	L 64-86	6000
FIELD GOALS-ATT	294-668	292-620	* 01/09/14	SAN FRANCISCO	Lot 72-81	2202
Field goal pct	.440	.471	* 01/11/14	SANTA CLARA	W 80-68	1816
3 POINT FG-ATT	92-242	98-214	* 01/18/14	at Saint Mary's (CA)	L 73-79	3327
3-point FG pct	.380	.458	* 01/23/14	LOYOLA MARYMOUNT	L 81-92	1924
3-pt FG made per game	7.7	8.2	* 01/25/14	PEPPERDINE	W 76-66	2913
FREE THROWS-ATT	223-287	257-364	* 01/30/14	at BYU	L 78-88	14262
Free throw pct	.777	.706	* 2/1/14	at San Diego	W 84-67	2208
F-Throws made per game	18.6	21.4	* 02/06/14	at Pepperdine	L 69-80	989
REBOUNDS	415	394	* 02/08/14	at Loyola Marymount	W 82-72	3062
Rebounds per game	34.6	32.8	* - Conference game			
Rebounding margin	+1.8	-				
ASSISTS	154	177				
Assists per game	12.8	14.8				
TURNOVERS	144	137				
Turnovers per game	12.0	11.4				
Turnover margin	-0.6	-				
Assist/turnover ratio	1.1	1.3				
STEALS	65	68				
Steals per game	5.4	5.7				
BLOCKS	25	59				
Blocks per game	2.1	4.9				
ATTENDANCE	12870	31021				
Home games-Avg/Game	5-2574	7-4432				
Neutral site-Avg/Game	-	0-0				

Score by Periods	1st	2nd	OT	Totals
Pacific	417	477	9	903
Opponents	434	487	18	939

PACIFIC BASKETBALL • 2013-14 TEAM GAME HIGHS/LOWS

Pacific Team Highs

POINTS	93	vs North Dakota (12/01/13)
	86	FRESNO STATE (11/23/13)
	84	at San Diego (2/1/14)
	84	MENLO COLLEGE (12/14/13)
	84	UC IRVINE (11/12/13)
FIELD GOALS MADE	35	vs North Dakota (12/01/13)
FIELD GOAL ATTEMPTS	73	at Portland (01/02/14)
FIELD GOAL PERCENTAGE	.565 (35-62)	vs North Dakota (12/01/13)
3 PT FIELD GOALS MADE	11	at Loyola Marymount (02/08/14)
3 PT FG ATTEMPTS	29	at Portland (01/02/14)
3 PT FG PERCENTAGE	.727 (8-11)	at Nevada (11/08/13)
FREE THROWS MADE	31	UC IRVINE (11/12/13)
FREE THROW ATTEMPTS	37	SAN FRANCISCO (01/09/14)
	37	UC IRVINE (11/12/13)
FREE THROW PERCENTAGE	1.000 (11-11)	WESTERN ILLINOIS (11/17/13)
REBOUNDS	46	MENLO COLLEGE (12/14/13)
ASSISTS	19	at Loyola Marymount (02/08/14)
	19	LOYOLA MARYMOUNT (01/23/14)
	19	FRESNO STATE (11/23/13)
STEALS	11	at Portland (01/02/14)
BLOCKED SHOTS	5	SAN FRANCISCO (01/09/14)
TURNOVERS	20	PEPPERDINE (01/25/14)
FOULS	32	at Saint Mary's (CA) (01/18/14)

Pacific Team Lows

POINTS	58	vs PRINCETON (12/20/13)
	62	at Oregon (11/29/13)
	64	at Portland (01/02/14)
	64	at GONZAGA BULLDOGS (01/04/14)
FIELD GOALS MADE	18	SAN FRANCISCO (01/09/14)
FIELD GOAL ATTEMPTS	46	vs BRADLEY (12/21/13)
	46	at Saint Mary's (CA) (01/18/14)
FIELD GOAL PERCENTAGE	.316 (18-57)	SAN FRANCISCO (01/09/14)
3 PT FIELD GOALS MADE	3	UC IRVINE (11/12/13)
	3	MENLO COLLEGE (12/14/13)
	3	vs PRINCETON (12/20/13)
3 PT FG ATTEMPTS	11	at Nevada (11/08/13)
	11	at Utah State (12/07/13)
3 PT FG PERCENTAGE	.214 (3-14)	UC IRVINE (11/12/13)
FREE THROWS MADE	8	at Portland (01/02/14)
FREE THROW ATTEMPTS	11	WESTERN ILLINOIS (11/17/13)
FREE THROW PERCENTAGE	.571 (8-14)	at Portland (01/02/14)
REBOUNDS	24	at BYU (01/30/14)
ASSISTS	2	vs PRINCETON (12/20/13)
STEALS	2	LOYOLA MARYMOUNT (01/23/14)
BLOCKED SHOTS	0	at Nevada (11/08/13)
	0	SAINT MARY'S (12/30/13)
	0	at GONZAGA BULLDOGS (01/04/14)
	0	at Saint Mary's (CA) (01/18/14)
TURNOVERS	4	at Utah State (12/07/13)
FOULS	18	vs North Dakota (12/01/13)

Opponent Team Highs

POINTS	92	LOYOLA MARYMOUNT (01/23/14)
	88	at BYU (01/30/14)
	88	SAINT MARY'S (12/30/13)
FIELD GOALS MADE	28	at Oregon (11/29/13)
FIELD GOAL ATTEMPTS	63	SAN FRANCISCO (01/09/14)
	63	vs North Dakota (12/01/13)
FIELD GOAL PERCENTAGE	.692 (27-39)	at GONZAGA BULLDOGS (01/04/14)
3 PT FIELD GOALS MADE	18	vs PRINCETON (12/20/13)
3 PT FG ATTEMPTS	39	vs PRINCETON (12/20/13)
3 PT FG PERCENTAGE	.769 (10-13)	at GONZAGA BULLDOGS (01/04/14)
FREE THROWS MADE	31	LOYOLA MARYMOUNT (01/23/14)
	31	at Saint Mary's (CA) (01/18/14)
FREE THROW ATTEMPTS	43	at Saint Mary's (CA) (01/18/14)
FREE THROW PERCENTAGE	.857 (24-28)	at Nevada (11/08/13)
REBOUNDS	52	at Portland (01/02/14)
ASSISTS	22	vs PRINCETON (12/20/13)
STEALS	11	vs North Dakota (12/01/13)
	11	at Nevada (11/08/13)
BLOCKED SHOTS	11	LOYOLA MARYMOUNT (01/23/14)
TURNOVERS	17	PEPPERDINE (01/25/14)
	17	vs North Dakota (12/01/13)
	17	WESTERN ILLINOIS (11/17/13)
FOULS	36	UC IRVINE (11/12/13)

Opponent Team Lows

POINTS	52	WESTERN ILLINOIS (11/17/13)
	55	vs BRADLEY (12/21/13)
	66	PEPPERDINE (01/25/14)
FIELD GOALS MADE	16	WESTERN ILLINOIS (11/17/13)
	16	vs BRADLEY (12/21/13)
FIELD GOAL ATTEMPTS	39	at GONZAGA BULLDOGS (01/04/14)
	39	at Saint Mary's (CA) (01/18/14)
FIELD GOAL PERCENTAGE	.314 (16-51)	vs BRADLEY (12/21/13)
3 PT FIELD GOALS MADE	3	at Portland (01/02/14)
3 PT FG ATTEMPTS	11	at Portland (01/02/14)
3 PT FG PERCENTAGE	.222 (6-27)	vs North Dakota (12/01/13)
FREE THROWS MADE	11	vs PRINCETON (12/20/13)
FREE THROW ATTEMPTS	15	MENLO COLLEGE (12/14/13)
	15	vs PRINCETON (12/20/13)
FREE THROW PERCENTAGE	.533 (16-30)	vs Cal Poly (11/30/13)
REBOUNDS	22	at San Diego (2/1/14)
ASSISTS	8	vs BRADLEY (12/21/13)
STEALS	2	at Utah State (12/07/13)
	2	at Saint Mary's (CA) (01/18/14)
BLOCKED SHOTS	2	MENLO COLLEGE (12/14/13)
	2	vs PRINCETON (12/20/13)
	2	vs BRADLEY (12/21/13)
	2	SAINT MARY'S (12/30/13)
	2	at Saint Mary's (CA) (01/18/14)
	2	PEPPERDINE (01/25/14)
	2	at Loyola Marymount (02/08/14)
TURNOVERS	6	LOYOLA MARYMOUNT (01/23/14)
FOULS	12	at Portland (01/02/14)

PACIFIC BASKETBALL • 2013-14 INDIVIDUAL GAME HIGHS

Pacific Individual Game Highs

Points	27		KELLEY, Khalil vs Menlo College (12/14/13)
	23		BOCK, Andrew vs Saint Mary's (12/30/13)
	22		WALLACE, T.J. at Loyola Marymount (02/08/14)
	22		GILL, Tony at Nevada (11/08/13)
Field Goals Made	11		KELLEY, Khalil vs Menlo College (12/14/13)
Field Goal Att.	19		TAKU, Sama at Portland (01/02/14)
FG Pct (min 5 made)	.857	(6-7)	HARRIS, Trevin at San Diego (2/1/14)
3-Point FG Made	6		WALLACE, T.J. at Loyola Marymount (02/08/14)
3-Point FG Att.	8		WALLACE, T.J. at Loyola Marymount (02/08/14)
3-Pt FG Pct (min 4 made)	.800	(4-5)	GILL, Tony at Nevada (11/08/13)
Free Throws Made	12		BOCK, Andrew vs Fresno State (11/23/13)
	12		TAKU, Sama vs UC Irvine (11/12/13)
Free Throw Att.	13		TAKU, Sama vs UC Irvine (11/12/13)
FT Pct (min 6 made)	1.000	(12-12)	BOCK, Andrew vs Fresno State (11/23/13)
	1.000	(8-8)	BOCK, Andrew vs Saint Mary's (12/30/13)
	1.000	(8-8)	BOCK, Andrew vs Cal Poly (11/30/13)
	1.000	(7-7)	BOCK, Andrew at San Diego (2/1/14)
	1.000	(7-7)	BOCK, Andrew vs North Dakota (12/01/13)
	1.000	(6-6)	RIVERA, Ross vs San Francisco (01/09/14)
	1.000	(6-6)	RIVERA, Ross vs Fresno State (11/23/13)
Rebounds	12		GILL, Tony vs Saint Mary's (12/30/13)
	12		KELLEY, Khalil vs Fresno State (11/23/13)
Assists	7		BOCK, Andrew vs BRADLEY (12/21/13)
Steals	4		RIVERA, Ross vs Menlo College (12/14/13)
Blocked Shots	3		KELLEY, Khalil vs Loyola Marymount (01/23/14)
Turnovers	5		KELLEY, Khalil vs Fresno State (11/23/13)
	5		GILL, Tony at Nevada (11/08/13)

Opponent Individual Game Highs

Points	38		HAWS, Tyler at BYU (01/30/14)
	26		HOLT, Stephen at Saint Mary's (CA) (01/18/14)
	25		PAYNE, Evan vs Loyola Marymount (01/23/14)
	25		JOHNSON, Tyler vs Fresno State (11/23/13)
Field Goals Made	12		HAWS, Tyler at BYU (01/30/14)
Field Goal Att.	20		HAWS, Tyler at BYU (01/30/14)
FG Pct (min 5 made)	1.000	(7-7)	LANE, Brendan at Pepperdine (02/06/14)
	1.000	(5-5)	STOCKTON, David at GONZAGA BULLDOGS (01/04/14)
	1.000	(5-5)	Dotson, Danyean at Oregon (11/29/13)
3-Point FG Made	5		DEE, Johnny at San Diego (2/1/14)
	5		CARTER, Kerry at Saint Mary's (CA) (01/18/14)
3-Point FG Att.	9		HALFORD, Skyler at BYU (01/30/14)
	9		Bray, T.J. vs PRINCETON (12/20/13)
3-Pt FG Pct (min 4 made)	.800	(4-5)	BLACKWELL, CJ at Loyola Marymount (02/08/14)
	.800	(4-5)	HAWS, Tyler at BYU (01/30/14)
	.800	(4-5)	BARHAM, Drew at GONZAGA BULLDOGS (01/04/14)
	.800	(4-5)	Swopshire, Jordan vs BRADLEY (12/21/13)
Free Throws Made	16		HOLT, Stephen at Saint Mary's (CA) (01/18/14)
Free Throw Att.	19		HOLT, Stephen at Saint Mary's (CA) (01/18/14)
FT Pct (min 6 made)	1.000	(11-11)	DAVIS, Stacy at Pepperdine (02/06/14)
	1.000	(9-9)	IRELAND, Anthony vs Loyola Marymount (01/23/14)
	1.000	(7-7)	HARRIS, Marvelle vs Fresno State (11/23/13)
	1.000	(6-6)	LEVIN, Gabe vs Loyola Marymount (01/23/14)
	1.000	(6-6)	ROQUEMORE, Evan vs Santa Clara (01/11/14)
	1.000	(6-6)	HOLMES, Avry vs San Francisco (01/09/14)
Rebounds	13		VAN DER MARS, Thomas at Portland (01/02/14)
Assists	13		Loyd, Johnathan at Oregon (11/29/13)
Steals	5		IRELAND, Anthony vs Loyola Marymount (01/23/14)
	5		WALKER III, James vs Saint Mary's (12/30/13)
Blocked Shots	5		LANE, Brendan at Pepperdine (02/06/14)
	5		KOK, Jito at San Diego (2/1/14)
	5		MORNAR, Marin vs Loyola Marymount (01/23/14)
	5		LEVIN, Gabe vs Loyola Marymount (01/23/14)

TIGER RECORDS WITH VARIOUS STARTING LINEUPS

(Guard-Guard-Forward-Forward-Center)

Bock - Taku - Harris - Gill - Kelley 10-7
UN, UCI, WIU, FSU, UO, CP, UND, USU, MC, PU, BU, SMC 1, UP 1, GU 1, USF 1, Pepp. 2, LMU 2

Bock - Wallace - Harris - Rivera - Kelley 1-1
SCU 1, SMC 2

Bock - Taku - Harris - Rivera - Kelley 1-2
LMU 1, Pepp. 1, BYU 1

Bock - Taku - Short - Gill - Kelley 1-0
USD 1

PACIFIC BASKETBALL • 2013-14 GAME-BY-GAME PLAYER STATISTICS (points-rebounds-assists starters in bold)

	1 Harris	2 Wallace	3 Taku	5 Llewellyn	11 Aguirre	12 Bock	13 Kelley	15 Short	20 Rivera	24 Taylor	30 Peters	33 Gill	42 Thomas
at Nevada	11-4-1	3-1-2	13-4-1	dnp	dnp	6-2-3	8-6-1	3-3-2	14-2-1	0-0-1	dnp	22-5-1	0-0-1
UC Irvine	0-4-2	2-0-0	20-8-4	dnp	0-1-0	13-2-3	11-5-2	5-2-1	21-8-2	0-0-1	dnp	4-2-0	8-3-0
Western Illinois	3-3-4	5-3-1	16-6-4	0-1-0	2-2-1	13-2-3	0-3-0	2-3-0	2-0-2	0-0-0	dnp	19-4-1	4-2-1
Fresno State	2-1-1	6-0-1	16-9-6	dnp	dnp	19-2-4	16-12-2	5-4-2	8-3-0	dnp	dnp	12-7-3	2-1-0
at Oregon	14-4-3	14-0-0	4-1-1	0-0-0	0-1-0	9-2-1	0-3-0	2-2-2	9-3-1	0-1-0	dnp	8-5-0	2-6-0
vs. Cal Poly	6-2-3	7-1-1	6-9-3	dnp	dnp	8-2-1	12-3-0	7-6-2	11-4-0	dnp	dnp	14-2-0	2-3-0
vs. North Dakota	2-3-2	10-1-3	18-4-1	0-0-0	0-0-0	14-5-3	1-2-1	8-4-0	19-4-0	0-0-0	0-0-0	14-8-2	7-2-0
at Utah State	4-2-2	15-6-4	9-3-2	dnp	2-0-0	18-1-3	4-2-0	0-2-0	11-1-1	dnp	dnp	7-7-1	8-5-1
Menlo College	3-6-3	3-1-2	6-5-0	0-0-1	6-3-0	13-1-3	27-11-2	2-3-0	10-6-2	0-1-1	0-0-0	10-7-1	4-0-0
vs. Princeton	6-4-0	10-0-0	12-3-0	3-0-0	0-3-1	8-0-0	7-8-0	3-3-1	0-1-0	2-0-0	0-0-0	5-3-0	2-1-0
vs. Bradley	4-3-1	14-1-1	5-3-3	0-0-0	6-6-0	7-1-7	7-6-0	10-5-1	5-1-0	0-0-0	0-0-0	11-5-0	2-5-0
Saint Mary's	3-3-2	8-1-0	17-1-1	dnp	0-0-0	23-9-1	8-3-0	0-3-1	10-2-1	dnp	dnp	7-12-1	4-1-1
at Portland	15-9-2	5-4-5	19-2-4	dnp	0-0-0	2-1-2	4-2-2	5-2-2	12-2-0	dnp	dnp	2-9-1	0-1-0
at Gonzaga	8-4-2	6-6-2	9-2-2	dnp	0-0-0	10-1-1	2-2-0	6-5-2	5-0-1	10-2-0	dnp	8-3-0	0-3-0
San Francisco	10-6-0	0-2-2	6-7-0	dnp	1-1-0	17-2-4	4-3-0	5-7-1	14-2-0	0-0-0	dnp	15-7-1	0-1-1
Santa Clara	13-3-2	2-4-0	19-3-4	dnp	dnp	16-2-1	3-5-0	5-4-1	4-3-0	8-1-0	dnp	8-7-1	2-4-2
at Saint Mary's	11-5-0	2-2-1	11-2-1	dnp	0-0-0	11-2-6	2-3-0	5-1-0	10-3-0	0-0-1	dnp	16-6-1	5-4-0
Loyola Marymount	10-5-2	8-2-1	12-9-3	dnp	dnp	8-2-5	8-10-2	3-2-2	16-5-1	3-0-1	dnp	13-7-2	0-0-0
Pepperdine	5-5-6	0-0-0	18-4-4	dnp	2-3-0	12-4-2	4-4-0	7-3-2	7-2-0	2-0-0	dnp	17-5-0	2-0-0
at BYU	0-1-0	8-0-1	9-1-2	0-0-0	5-0-0	13-0-4	4-1-0	5-3-4	8-0-1	5-2-0	dnp	15-5-1	7-1-0
at San Diego	16-4-3	9-0-0	2-4-2	dnp	dnp	16-3-3	1-3-0	7-4-0	11-2-0	3-0-0	dnp	15-6-0	4-2-0
at Pepperdine	6-5-2	15-3-1	1-1-3	dnp	0-0-0	15-8-4	10-1-2	3-1-0	7-4-2	0-0-0	dnp	12-8-1	0-1-0
at Loyola Marymount	12-0-3	22-3-1	14-5-3	dnp	0-0-0	12-1-5	5-10-1	8-5-0	0-1-0	0-0-0	dnp	9-5-5	0-1-1
BYU													
San Diego													

at Santa Clara
at San Francisco
Gonzaga
Portland
WCC Tournament

PACIFIC BASKETBALL • 2013-14 GAME-BY-GAME TEAM TOTALS

PACIFIC TOTALS

Opponent	FG			THREE-POINT			FT			REBOUNDS			PF	AT	TO	BK	ST	1ST	2ND	OT	TOT
	FG	FGA	TOTAL PCT	FG	THREE-POINT FGA	PCT	FT	FTA	PCT	OF	DF	TR									
at Nevada	31	58	.534	8	11	.727	10	14	.714	10	22	32	19	14	17	0	3	37	43		80
UC Irvine	25	62	.403	3	14	.214	31	37	.838	14	25	39	30	15	8	1	3	43	41		84
Western Illinois	24	53	.453	7	17	.412	11	11	1.000	8	22	30	21	17	12	3	9	44	22		66
Fresno State	26	58	.448	6	17	.353	28	34	.824	14	27	41	23	19	14	1	3	27	59		86
at Oregon	20	55	.364	8	23	.348	14	18	.778	17	18	35	22	8	18	2	3	36	26		62
vs. Cal Poly	23	51	.451	4	15	.267	23	31	.742	13	21	34	21	10	11	3	6	36	37		73
vs. North Dakota	35	62	.565	6	13	.462	17	23	.739	10	24	34	18	12	16	1	4	45	48		93
at Utah State	29	58	.500	5	11	.455	15	21	.714	7	24	31	21	14	4	1	7	37	41		78
Menlo College	32	67	.478	3	12	.250	17	24	.708	20	26	46	19	15	14	4	7	44	40		84
vs. Princeton	21	50	.420	9	21	.429	13	19	.684	8	23	31	19	2	12	1	7	30	28		58
vs. Bradley	21	46	.457	4	16	.250	20	26	.769	10	28	38	22	13	17	4	7	35	36		71
Saint Mary's	26	55	.473	4	16	.250	24	30	.800	13	21	34	25	8	11	0	4	39	41		80
at Portland	24	73	.329	8	29	.276	8	14	.571	17	20	37	22	18	7	4	11	28	36		64
at Gonzaga	19	60	.317	10	25	.400	16	20	.800	11	20	32	28	10	10	0	4	25	39		64
San Francisco	18	57	.316	6	23	.261	30	37	.811	13	31	44	25	9	11	5	4	36	27	9	72
Santa Clara	28	52	.538	6	14	.429	18	24	.750	8	31	39	28	11	11	1	5	33	47		80
at Saint Mary's	23	46	.500	5	13	.385	22	28	.786	8	21	29	32	10	16	0	5	38	35		73
Loyola Marymount	27	68	.397	10	27	.370	17	21	.810	19	26	45	26	19	11	4	2	32	49		81
Pepperdine	28	50	.560	7	14	.500	13	17	.765	7	25	32	20	14	20	4	9	38	38		76
at BYU	25	47	.532	7	17	.412	21	26	.808	5	19	24	27	13	14	2	5	34	44		78
at San Diego	29	53	.547	8	15	.533	18	21	.857	10	24	34	23	8	11	1	4	50	34		84
at Pepperdine	22	57	.386	10	23	.435	15	23	.652	14	19	33	20	15	11	1	5	32	37		69
at Loyola Marymount	25	50	.500	11	26	.423	21	26	.808	8	24	32	19	19	11	3	7	32	50		82
BYU																					
San Diego																					
at Santa Clara																					
at San Francisco																					
Gonzaga																					
Portland																					
WCC Tournament																					

OPPONENT TOTALS

Opponent	FG			THREE-POINT			FT			REBOUNDS			PF	AT	TO	BK	ST	1ST	2ND	OT	TOT
	FG	FGA	TOTAL PCT	FG	THREE-POINT FGA	PCT	FT	FTA	PCT	OF	DF	TR									
at Nevada	24	58	.414	6	22	.273	24	28	.857	12	19	31	16	10	12	3	11	42	36		78
UC Irvine	24	48	.500	6	18	.333	25	40	.625	6	27	33	36	14	14	4	3	39	40		79
Western Illinois	16	43	.372	4	16	.250	16	21	.762	8	21	29	15	11	17	3	6	23	29		52
Fresno State	25	56	.446	8	21	.381	19	25	.760	6	21	27	26	15	10	5	7	26	51		77
at Oregon	28	50	.560	8	21	.381	21	30	.700	6	21	27	16	19	9	5	10	29	56		85
vs. Cal Poly	23	52	.442	9	22	.409	16	30	.533	14	16	30	24	14	10	4	7	28	43		71
vs. North Dakota	26	63	.413	6	27	.222	18	22	.818	12	20	32	21	11	17	3	11	48	28		76
at Utah State	22	52	.423	5	18	.278	19	24	.792	9	24	33	17	15	12	5	2	29	39		68
Menlo College	27	55	.491	7	16	.438	12	15	.800	5	21	26	24	11	14	2	6	37	36		73
vs. Princeton	27	53	.5																		

Game 1 - Pacific 80, Nevada 78: Senior Andrew Bock scored on a layup with :05 seconds left, as the Pacific men's basketball team picked up an 80-78 win at Nevada in the season opener on Friday, Nov. 8. The Tigers open up the season 1-0 with a win in first year Head Coach Ron Verlin's first game. The Wolf Pack switched it up with a 12-0 run to take a 26-22 lead with 7:20 remaining. Nevada led 42-37 at the break. The Wolf Pack stretched the lead to its largest at 55-47 at the 13:36 mark, but the Tigers immediately eyed it up with an 8-0 stretch started by four straight from senior Ross Rivera. The teams traded the lead four times and had four ties as the game was tied for the seventh time at 61-61. Nevada again took a five point lead, but three-pointers from senior Trevin Harris and Gill gave Pacific a 67-66 advantage with 5:14 to play. A 7-0 Nevada run put the Tigers in a tough situation, as Pacific then trailed 75-67 with just 3:38 to play. The game of runs continued though, as the Tigers then scored seven straight baskets by Rivera and senior Khalil Kelley and another run-ending three-pointer from Gill to lead 74-73 with 2:11 remaining. Deonte Burton hit a jumper in the lane to give Nevada the lead back and a layup by Gill and a pair of free throws took the Tiger lead to 78-75 with just :44 left. A three-pointer by Marquize Coleman evened it for the final time at 78-78, before Bock's game-winning. Bock held the ball for the final :19 second possession, hitting the layup with :05 left. A three-pointer by Burton was just off the mark for Nevada. Gill scored 12 of his career-high 22 points in the second half. Rivera had 14 points, Taku added 13 and Harris had 11 points.

Pacific 80, Nevada 78 * 11/8/13 * at Reno, Nevada (Lawlor Events Center)

VISITORS: Pacific 1-0

## Player Name			TOT-FG	3-PT	REBOUNDS	OF	DE	TOT	PF	TP	A	TO	BLK	S	MIN
			FG-FGA	FG-FGA	FT-FTA	FT-FTA	OF	DE	TOT	PF	TP	A	TO	BLK	S
01	HARRIS, Trevin	f	4-5	2-2	1-2	1	3	4	1	11	1	1	0	0	26
13	KELLEY, Khalil	f	3-7	0-0	2-2	3	3	6	4	8	1	3	0	0	19
33	GILL, Tony	f	9-12	4-5	0-0	2	3	5	3	22	1	5	0	0	29
03	TAKU, Sama	g	5-13	0-1	3-3	0	4	4	1	13	1	2	0	0	36
12	BOCK, Andrew	g	3-4	0-0	0-2	0	2	2	4	6	3	1	0	0	25
02	WALLACE, T.J.	g	5-14	1-1	0-0	1	1	2	1	3	2	0	0	15	
15	SHORT, Aaron	g	1-2	1-1	0-0	0	3	3	2	3	2	2	0	0	14
20	RIVERA, Ross	g	5-10	0-1	4-5	1	1	2	3	14	1	1	0	0	23
24	TAYLOR, David	g	0-1	0-0	0-0	0	0	0	0	0	1	0	0	0	4
04	THOMAS, Tim	g	0-2	0-0	0-0	0	0	0	0	0	0	1	0	0	9
TEAM						3	2	5							
Totals			31-58	8-11	10-14	10	22	32	19	80	14	17	0	3	200
TOTAL FG% 1st Half:			13-27	48.1%	2nd Half:	18-31	58.1%	Game:			53.4%	DEADB			
3-Pt. FG% 1st Half:			5-7	71.4%	2nd Half:	3-4	75.0%	Game:			72.7%	REBS			
F Throw % 1st Half:			6-8	75.0%	2nd Half:	4-6	66.7%	Game:			71.4%	2,1			

HOME TEAM: Nevada 0-1

## Player Name			TOT-FG	3-PT	REBOUNDS	OF	DE	TOT	PF	TP	A	TO	BLK	S	MIN
			FG-FGA	FG-FGA	FT-FTA	FT-FTA	OF	DE	TOT	PF	TP	A	TO	BLK	S
13	HUFF, Cole	f	2-6	1-3	3-4	1	3	4	3	8	1	1	0	0	23
33	GILL, Ali	f	3-5	0-0	0-0	1	1	2	2	6	0	2	0	0	21
02	EVANS, Jerry, Jr.	g	4-12	0-3	5-5	6	3	9	3	13	1	3	0	0	32
23	PEREZ, Michael	g	4-12	3-7	0-0	1	4	5	2	11	2	1	0	0	33
24	BURTON, Deonte	g	5-14	1-7	12-13	0	0	0	1	23	3	2	0	0	38
01	COLEMAN, Marquize	g	4-6	1-2	3-4	0	2	2	2	12	0	2	0	0	21
15	FENNER, D.J.	g	2-2	0-0	0-0	0	1	1	2	4	2	1	1	1	15
33	STEVENS, Ronnie	g	0-1	0-0	1-2	1	1	2	1	1	0	0	0	0	13
34	STIVRINS, Lucas	g	0-0	0-0	0-0	0	0	0	0	0	0	1	0	0	3
41	BELL, Richard	g	0-0	0-0	0-0	0	0	0	0	0	0	0	0	0	1
TEAM						2	4	6							
Totals			24-58	6-22	24-28	12	19	31	16	78	10	12	3	1	200
TOTAL FG% 1st Half:			15-31	48.4%	2nd Half:	9-27	33.3%	Game:			41.4%	DEADB			
3-Pt. FG% 1st Half:			2-10	20.0%	2nd Half:	4-12	33.3%	Game:			27.3%	REBS			
F Throw % 1st Half:			10-13	76.9%	2nd Half:	14-15	93.3%	Game:			85.7%	3			

Officials: Ruben Ramos, Glen Mayberry, Deldre Carr

Attendance: 5936

Score by Periods

	1st	2nd	Total
Pacific	37	43	80
Nevada	42	36	78

Game 2 - Pacific 84, UC Irvine 79: The Pacific men's basketball team defeated UC Irvine 84-79 on Tuesday, November 12 in the Alex G. Spanos Center. With the win, the Tigers improved to 2-0 on the season. The Anteaters dropped to 0-2. The Anteaters had a 9-0 start to the game, as the Tigers missed their first seven shots from the field. Pacific then outscored UCI 6-3 before another 6-0 stretch by the Anteaters made it 18-6 with 12:32 to play in the half. Senior Ross Rivera then keyed an 18-1 run with nine points to give Pacific a 24-19 lead with 8:59 to play. Rivera finished the first half with 17 points. A jumper by Alex Young cut the Tiger lead to 34-32 with 4:52 left, but five straight free throws from Pacific made it 39-32 with 3:09 left. UCI got a three-pointer from Chris McNealy with :35 seconds left to make it 43-39 at the break. The first half lasted 55 minutes, with 33 fouls and 35 free throws. A dunk by Mamadou Niaye and a free throw by Nelson evened it up at 73-73 to set up a final five minutes that saw the Tigers pull it out. Kelley scored on a follow to give the Tigers a 76-73 lead and after a strong defensive possession, Kelley just missed on a tip-in, UCI's Young missed on a three-point with :35 seconds left and Taku hit one of two free throws, but gets his own miss on the second and went back to the line. Taku hit a pair of foul shots on the next trip to make it 79-73 with :31 seconds left. A layup by Luke Nelson made it 79-75 and Taku hit one free throw (80-75). The Tigers then fouled Young, who made one of two. Sama rebounded the miss and hit another pair to make it 82-76 with :12 remaining. Rivera rebounded a missed three-pointer missed by Nelson and hit a pair of free throws to seal the Tiger win. Young hit a three-point at the buzzer for the final score.

Pacific 84, UC Irvine 79 * 11/12/13 * at Stockton, Calif. (Alex G. Spanos Center)

VISITORS: UC Irvine 0-2

## Player Name			TOT-FG	3-PT	REBOUNDS	OF	DE	TOT	PF	TP	A	TO	BLK	S	MIN
			FG-FGA	FG-FGA	FT-FTA	FT-FTA	OF	DE	TOT	PF	TP	A	TO	BLK	S
03	DAVIS II, Will	f	4-8	0-0	4-4	0	3	3	4	12	1	2	2	0	28
34	Niaye, Mamadou	c	4-6	0-0	3-5	3	3	6	5	9	0	1	2	0	15
01	Young, Alex	g	6-9	2-3	3-5	1	2	3	4	17	4	2	0	1	25
02	Souza, Travis	g	1-3	1-3	2-2	0	5	5	2	5	2	0	0	0	25
05	McNealy, Chris	g	4-11	2-6	5-8	0	5	5	4	15	2	3	0	0	34
00	Martin, Jarion	g	0-1	0-1	0-0	0	2	2	0	0	0	0	0	0	2
10	Nelson, Luke	g	3-7	1-5	4-6	0	1	1	2	11	1	0	0	0	18
12	Dimakopoulos, Ioannis	g	0-0	0-2	0-0	0	0	0	0	0	0	0	0	0	6
24	Dunning, Dominique	g	0-0	0-0	2-4	0	1	1	3	2	1	1	0	1	13
25	Ryan, John	g	1-1	0-0	1-1	0	0	0	2	3	1	1	0	0	10
32	Wright, Aaron	g	1-1	0-0	1-3	0	2	2	5	3	2	2	0	0	12
33	Best, Mike	g	0-1	0-0	0-0	0	1	1	4	0	0	1	0	0	6
35	Mala, Ege	g	0-1	0-0	0-0	0	0	0	1	0	0	0	0	0	6
TEAM						2	2	4							
Totals			24-48	6-18	25-40	6	27	33	36	79	14	14	4	3	200
TOTAL FG% 1st Half:			11-21	52.4%	2nd Half:	13-27	48.1%	Game:			50.0%	DEADB			
3-Pt. FG% 1st Half:			2-6	33.3%	2nd Half:	4-12	33.3%	Game:			33.3%	REBS			
F Throw % 1st Half:			15-22	68.2%	2nd Half:	10-18	55.6%	Game:			62.5%	8			

HOME TEAM: Pacific 2-0

## Player Name			TOT-FG	3-PT	REBOUNDS	OF	DE	TOT	PF	TP	A	TO	BLK	S	MIN
			FG-FGA	FG-FGA	FT-FTA	FT-FTA	OF	DE	TOT	PF	TP	A	TO	BLK	S
01	HARRIS, Trevin	f	0-5	0-2	0-0	1	3	4	1	0	2	1	0	0	26
33	GILL, Tony	f	1-3	0-0	2-2	1	1	2	5	4	0	2	0	0	13
13	KELLEY, Khalil	c	4-7	0-0	3-5	3	2	5	4	11	2	0	0	0	22
03	TAKU, Sama	g	4-13	0-1	12-13	7	8	15	4	20	4	0	0	0	26
12	BOCK, Andrew	g	3-8	1-4	6-7	1	1	2	2	13	1	0	0	0	33
02	WALLACE, T.J.	g	1-4	0-1	0-1	0	0	0	2	2	0	1	0	0	11
11	AGUIRRE, Gabriel	g	0-1	0-1	0-0	0	1	1	1	0	0	0	0	0	10
15	SHORT, Aaron	g	1-3	0-1	3-4	0	2	2	4	5	1	0	0	3	19
20	RIVERA, Ross	g	8-13	2-3	3-3	2	6	8	4	21	2	0	0	1	24
24	TAYLOR, David	g	0-1	0-1	0-0	0	0	0	0	1	0	0	0	0	6
04	THOMAS, Tim	g	3-4	0-0	2-2	3	0	3	3	8	0	2	0	0	10
TEAM						2	2	4							
Totals			25-62	3-14	31-37	14	25	39	30	84	15	8	1	3	200
TOTAL FG% 1st Half:			15-33	45.5%	2nd Half:	10-29	34.5%	Game:			40.3%	DEADB			
3-Pt. FG% 1st Half:			2-9	25.0%	2nd Half:	1-6	16.7%	Game:			21.4%	REBS			
F Throw % 1st Half:			11-13	84.6%	2nd Half:	20-24	83.3%	Game:			83.8%	2			

Officials: Horace Shields, Marc Beasley, Casey McLellan

Attendance: 1862

Score by Periods

	1st	2nd	Total
UC Irvine	39	40	79
Pacific	43	41	84

Game 3 - Pacific 66, Western Illinois 52: The Pacific men's basketball team defeated Western Illinois 66-52 on Sunday, November 16 at the Alex G. Spanos Center. With the victory, the Tigers improved to 3-0, while the Leathernecks dropped to 0-3 on year. The 3-0 start for the Tigers is the first since the 2009-10 opened 3-0. The Tigers held WIU scoreless for the first 3:30 of the game, taking an early 11-0 lead. After a three-pointer from WIU's Garret Covington, Pacific stretched the lead to 23-3 thanks to another 12-0 run. Pacific hit its first nine shots from the field. Seniors Sama Taku (9 points) and Tony Gill (6 points) sparked the Tigers in the runs. The Leathernecks used a 10-3 stretch to cut the lead to 26-13 with 8:35 to play in the half. An 11-4 run capped by a Bock three-pointer made it 37-17 with 5:23 to go and Pacific led 44-23 at the break. Taku scored three points and Gill scored four as Pacific opened the second half with a 7-2 start to take its largest lead of the game (51-25) with 16:49 to play in the game. A 9-2 run sparked by four points from Covington cut the Tiger lead to 18 (57-39) with 9:39 to play. After senior Andrew Bock hit a jumper to give the Tigers a 61-39 lead with 8:20 to play, Pacific went without a point for over four minutes. The Leathernecks went on a 7-0 run to cut the lead back to 15 (61-46), the closest they had been since early in the first half. A three-pointer from Gill took it back to 66-48, but WIU scored the final four points for the 14 point final margin. Gill led the Tigers with 19 points, while Taku added 16 and Bock had 13. The Tigers shot 58.1% in the first half (18-31) but just 27.3% in the final 20 minutes (6-22). The Leathernecks outscored the Tigers 29-22 in the second half.

Pacific 66, Western Illinois 52 * 11/17/13 * at Stockton, Calif. (Alex G. Spanos Center)

VISITORS: Western Illinois 0-3

## Player Name			TOT-FG	3-PT	REBOUNDS	OF	DE	TOT	PF	TP	A	TO	BLK	S	MIN
			FG-FGA	FG-FGA	FT-FTA	FT-FTA	OF	DE	TOT	PF	TP	A	TO	BLK	S
33	Link, Adam	f	5-8	0-1	5-7	2	2	4	1	15	1	2	0	0	30
34	Conde, Mohamed	g	0-2	0-1	0-0	0	0	0	0	0	0	0	0	0	3
01	Sandifer, Jabari	g	0-1	0-0	0-0	0	1	1	1	0	1	0	0	0	19
31	Covington, Garret														

Game 9 - Pacific 84, Menlo College 73: The Pacific men's basketball team defeated Menlo College 84-73 in its final pre-season home game on Saturday, December 14. With the victory, the Tigers improved to 8-1 on the season, while Menlo College dropped to 2-7. The Tigers took an early 10-6 lead four minutes into the game. Senior Khalil Kelley scored eight of the first 10 points to propel Pacific. The Oaks then responded with a 21-8 stretch, featuring 12 points from John Smith to take a 27-18 lead with 8:01 to play in the first half. Pacific quickly turned it around, using a 19-2 surge to take a 37-29 lead with 3:43 to go in the half. Senior Andrew Bock scored nine points in the run, including seven from the free throw line. Senior Ross Rivera struck for a three-pointer in the final minute to give the Tigers a 44-37 halftime lead. Holding the Oaks scoreless for the first three minutes of the second half helped extend the Tigers' scoring run to 11-0 and gave Pacific its largest lead of the game at 52-37 with 17:05 to play. Keith Bowman scored five points in an 11-2 Oaks run, to cut Pacific's lead to 56-50 with 11:40 remaining. Freshman T.J. Wallace hit a three-pointer with 10:42 to give the Tigers a 61-52 lead and the lead would not fall below nine the rest of the game. Kelley led the Tigers with a career-high 27 points and finished his second career double-double with 11 rebounds. Bock had 13 points and three assists. Rivera and senior Tony Gill each added 10 points. Pacific shot 47.8% (32-67) from the field, while Menlo shot 49.1% (27-55). Menlo hit seven three-pointers, while the Tigers were just 3-12 (25.0%) from three-point range. Pacific held a 46-26 edge on the boards, including a season-best 20 offensive rebounds.

Pacific 84, Menlo College 73 * 12/14/13 * at Stockton, Calif. (Alex G. Spanos Center)

VISITORS: Menlo College 2-7		TOT-FG	3-PT	REBOUNDS						MIN				
#	Player Name	FG	FGA	FT	FTA	OF	DE	PF	TP	A	TO	BLK	S	
22	Bowman, Keith.....	5-12	0-0	6-8		0	3	4	16	3	5	2	0	
44	Severson, Dylan.....	5-8	0-0	0-0		4	4	2	10	2	0	0	34	
04	Wan, Colin.....	4-8	2-6	2-2		0	4	4	13	2	2	0	0	
12	Smith, John.....	10-13	3-3	2-3		1	4	5	3	24	1	0	35	
21	Barnes, Charles.....	1-4	1-3	2-2		0	1	1	2	2	0	0	1	
03	Smock, Dillon.....	3-7	1-1	0-0		0	1	1	2	2	0	0	7	
24	Kipiani, George.....	0-1	0-0	0-0		0	0	0	0	0	0	0	7	
25	Collier, Jordan.....	0-0	0-0	0-0		0	0	0	0	0	0	0	0	
33	Rai, mandip.....	1-5	1-4	0-0		1	2	3	3	3	1	0	18	
34	Dunbar, Malik.....	0-3	0-0	0-0		1	2	3	4	0	1	0	2	
TEAM.....														
Totals.....		27-55	7-16	12-15		2	21	22	24	73	11	14	2	6
TOTAL FG % 1st Half: 16-33 48.5%		2nd Half: 11-22 50.0%		Game: 49.1%		DEADB								
3-Pt. FG % 1st Half: 4-9 44.4%		2nd Half: 3-7 42.9%		Game: 43.8%		REBS								
F Throw % 1st Half: 1-2 50.0%		2nd Half: 11-13 84.6%		Game: 80.0%										

HOME TEAM: Pacific 8-1		TOT-FG	3-PT	REBOUNDS						MIN				
#	Player Name	FG	FGA	FT	FTA	OF	DE	PF	TP	A	TO	BLK	S	
01	HARRIS, Trevin.....	1-3	1-1	0-0		1	5	6	0	3	1	0	1	
33	GILL, Tony.....	5-12	0-0	0-0		4	3	7	4	10	1	1	0	
13	KELLEY, Khalil.....	11-13	0-0	5-8		9	2	11	3	27	2	2	0	
03	TAKU, Sama.....	3-10	0-2	1-1		5	5	3	6	0	0	0	24	
12	BOCK, Andrew.....	1-1	0-0	1-8		0	1	1	13	3	0	0	29	
02	WALLACE, T.J.....	1-3	1-1	0-0		1	0	1	2	3	2	0	1	
05	LEWELLYN, Spencer.....	0-1	0-1	0-0		0	0	0	0	1	0	0	0	
11	AGUIRRE, Gabriel.....	3-5	0-0	0-2		2	1	3	3	6	0	0	0	
15	SHORT, Aaron.....	1-3	0-0	0-0		1	2	3	2	2	0	1	0	
20	RIVERA, Ross.....	3-6	1-3	3-3		1	5	6	0	10	2	1	4	
24	TAYLOR, David.....	0-0	0-0	0-0		0	1	3	0	0	0	0	9	
30	PETERS, Thomas.....	0-0	0-0	0-0		0	0	0	0	0	0	0	0	
42	THOMAS, Tim.....	1-3	0-0	2-2		0	0	0	1	4	0	2	2	
TEAM.....														
Totals.....		32-67	3-12	17-24		20	26	46	19	84	15	14	2	7
TOTAL FG % 1st Half: 15-28 53.6%		2nd Half: 17-39 43.6%		Game: 47.8%		DEADB								
3-Pt. FG % 1st Half: 1-6 16.7%		2nd Half: 2-6 33.3%		Game: 25.0%		REBS								
F Throw % 1st Half: 13-15 86.7%		2nd Half: 4-9 44.4%		Game: 70.8%										

Officials: James Giron, Dennis Flannery, Mark Cook
Attendance: 1837
Score by Periods 1st 2nd Total
Menlo College..... 27 73 100
Pacific..... 44 40 - 84

Game 10 - Princeton 83, Pacific 58: The Pacific men's basketball team dropped an 83-58 decision to Princeton in the Holiday Hoops Classic at the South Point Hotel and Casino on Friday, Dec. 20. Pacific dropped to 8-2, while Princeton improved to 9-1. Pacific took an early 7-3 lead after four different Tigers produced points. Princeton then used a 16-2 run over the next five minutes to take a 19-9 lead with 13:44 to play in the half. After Princeton pushed ahead by 14 (27-13), senior Khalil Kelley scored four as Pacific scored six straight to make it 27-19 with 7:31 to go. Princeton led by as many as 16 (42-46), before holding a 45-30 halftime lead. Princeton used a 14-4 stretch to take a 22 point lead (56-34) with 15:47 left in the game. Pacific trailed by as much as 30 (79-49), before closing the game on a 9-4 run for the final margin. Senior Sama Taku led the Tigers with 12 points, while freshman T.J. Wallace scored seven second half points and 10 for the game. Pacific held a 31-30 rebounding advantage. Princeton hit a season-best 18 three-pointers, while Pacific hit just three.

Princeton 83, Pacific 58 * 12/20/13 * at Las Vegas, NV

VISITORS: PACIFIC 8-2		TOT-FG	3-PT	REBOUNDS						MIN				
#	Player Name	FG	FGA	FT	FTA	OF	DE	PF	TP	A	TO	BLK	S	
01	HARRIS, Trevin.....	2-6	0-2	2-2		3	1	5	2	9	0	0	0	
13	KELLEY, Khalil.....	2-4	0-0	3-4		3	5	8	1	7	0	2	0	
33	GILL, Tony.....	2-3	0-1	1-2		0	3	3	1	5	0	4	1	
03	TAKU, Sama.....	4-12	1-3	3-4		0	3	3	1	12	0	1	0	
12	BOCK, Andrew.....	3-6	0-1	2-2		0	0	2	8	0	1	0	18	
02	WALLACE, T.J.....	4-8	1-2	1-3		0	0	1	3	0	0	0	28	
05	LEWELLYN, Spencer.....	1-3	0-2	1-1		0	0	0	1	3	0	0	0	
11	AGUIRRE, Gabriel.....	0-0	0-0	0-0		0	3	3	0	0	1	0	0	
15	SHORT, Aaron.....	1-2	1-1	0-0		0	3	3	1	3	1	0	0	
20	RIVERA, Ross.....	0-3	0-0	0-0		0	1	1	2	0	0	1	0	
24	TAYLOR, David.....	1-2	0-0	0-0		0	0	0	1	2	0	1	0	
30	PETERS, Thomas.....	0-0	0-0	0-0		0	0	0	0	0	0	0	0	
42	THOMAS, Tim.....	1-1	0-0	0-1		0	1	1	4	2	0	0	0	
TEAM.....														
Totals.....		21-50	3-12	13-19		8	23	31	19	58	2	12	1	7
TOTAL FG % 1st Half: 11-30 36.7%		2nd Half: 10-20 50.0%		Game: 42.0%		DEADB								
3-Pt. FG % 1st Half: 1-6 16.7%		2nd Half: 2-6 33.3%		Game: 25.0%		REBS								
F Throw % 1st Half: 87.5%		2nd Half: 6-11 54.5%		Game: 68.4%										

HOME TEAM: PRINCETON 9-1		TOT-FG	3-PT	REBOUNDS						MIN				
#	Player Name	FG	FGA	FT	FTA	OF	DE	PF	TP	A	TO	BLK	S	
24	Barrett, Will.....	3-6	3-6	0-0		2	3	5	2	9	0	5	1	
30	Brace, Hans.....	4-7	1-2	4-4		1	2	3	0	3	0	1	0	
02	Sherburne, Jimmy.....	2-4	1-2	1-1		1	2	3	0	6	1	2	0	
05	Bray, T.J.....	6-11	4-9	4-4		1	2	3	1	20	8	1	0	
12	Hazel, Ben.....	2-6	1-5	0-0		0	3	3	2	5	2	0	0	
03	Wilson, Clay.....	3-3	3-3	0-0		0	0	0	1	9	0	0	1	
04	Koon, Denton.....	2-3	1-2	0-0		0	2	2	3	5	0	0	0	
10	Weisz, Spencer.....	4-7	3-6	1-4		3	1	12	4	1	0	0	23	
13	Washington Jr., Mike.....	0-1	0-1	0-0		0	0	0	0	0	0	0	0	
21	Moore, Hashim.....	0-0	0-0	0-0		0	0	0	0	0	0	0	0	
25	Clement, Chris.....	0-1	0-1	0-0		0	0	0	0	0	0	1	0	
22	Cook, Steven.....	1-1	1-1	0-0		0	0	0	3	0	0	0	0	
31	Miller, Pete.....	0-1	0-0	0-0		0	0	0	0	1	0	0	0	
32	Edwards, Daniel.....	0-1	0-0	0-0		1	1	2	0	0	0	0	0	
40	Garbade, Bobby.....	0-1	0-1	1-2		0	2	2	1	1	0	0	0	
TEAM.....														
Totals.....		27-53	18-39	11-15		6	24	30	15	83	22	11	2	4
TOTAL FG % 1st Half: 15-28 53.6%		2nd Half: 12-25 48.0%		Game: 50.9%		DEADB								
3-Pt. FG % 1st Half: 8-18 44.4%		2nd Half: 10-21 47.6%		Game: 46.2%		REBS								
F Throw % 1st Half: 7-10 70.0%		2nd Half: 4-5 80.0%		Game: 73.3%										

Officials: Todd Austin, Daryl Smith, Marty Kerrigan
Attendance:
Score by Periods 1st 2nd Total
PACIFIC..... 27 73 100
PRINCETON..... 45 38 - 83

Game 11 - Pacific 71, Bradley 55: The Pacific men's basketball team defeated Bradley 71-55 in the Holiday Hoops Classic at the South Point Hotel and Casino on Saturday, Dec. 21. Pacific improved to 9-2, while Bradley dropped to 3-7. Jumpers from seniors Irevin Harris and Sama Taku gave the Tigers a 4-0 lead in the early going. Bradley then scored the next seven points to take a 7-4 lead with 13:41 to play in the half. The teams were tied at 10-10 and 16-16. The Braves took their final lead of the game at 19-18 with 7:53 to play. Junior Gabriel Aguirre scored on a layup with 7:22 to go, giving the Tigers a 20-19 lead and Pacific would not trail again in the game. Four more points in a row from Aguirre gave the Tigers a 32-23 lead with 1:30 to go and held 35-27 halftime lead. The Braves cut Pacific's lead to 36-30 with 17:40 to go and that is when the Tigers took off. Freshman T.J. Wallace capped a 13-2 run with a pair of three-pointers as Pacific took control with the go. Bradley then scored the next seven points to take a 7-4 lead with 13:41 to play in the half. The teams were tied at 10-10 and 16-16. The Braves took their final lead of the game at 19-18 with 7:53 to play. Junior Gabriel Aguirre scored on a layup with 7:22 to go, giving the Tigers a 20-19 lead and Pacific would not trail again in the game. Four more points in a row from Aguirre gave the Tigers a 32-23 lead with 1:30 to go and held 35-27 halftime lead. The Braves cut Pacific's lead to 36-30 with 17:40 to go and that is when the Tigers took off. Freshman T.J. Wallace capped a 13-2 run with a pair of three-pointers as Pacific took control with the go. Bradley then scored the next seven points to take a 7-4 lead with 13:41 to play in the half. The teams were tied at 10-10 and 16-16. The Braves took their final lead of the game at 19-18 with 7:53 to play. Junior Gabriel Aguirre scored on a layup with 7:22 to go, giving the Tigers a 20-19 lead and Pacific would not trail again in the game. Four more points in a row from Aguirre gave the Tigers a 32-23 lead with 1:30 to go and held 35-27 halftime lead. The Braves cut Pacific's lead to 36-30 with 17:40 to go and that is when the Tigers took off. Freshman T.J. Wallace capped a 13-2 run with a pair of three-pointers as Pacific took control with the go. Bradley then scored the next seven points to take a 7-4 lead with 13:41 to play in the half. The teams were tied at 10-10 and 16-16. The Braves took their final lead of the game at 19-18 with 7:53 to play. Junior Gabriel Aguirre scored on a layup with 7:22 to go, giving the Tigers a 20-19 lead and Pacific would not trail again in the game. Four more points in a row from Aguirre gave the Tigers a 32-23 lead with 1:30 to go and held 35-27 halftime lead. The Braves cut Pacific's lead to 36-30 with 17:40 to go and that is when the Tigers took off. Freshman T.J. Wallace capped a 13-2 run with a pair of three-pointers as Pacific took control with the go. Bradley then scored the next seven points to take a 7-4 lead with 13:41 to play in the half. The teams were tied at 10-10 and 16-16. The Braves took their final lead of the game at 19-18 with 7:53 to play. Junior Gabriel Aguirre scored on a layup with 7:22 to go, giving the Tigers a 20-19 lead and Pacific would not trail again in the game. Four more points in a row from Aguirre gave the Tigers a 32-23 lead with 1:30 to go and held 35-27 halftime lead. The Braves cut Pacific's lead to 36-30 with 17:40 to go and that is when the Tigers took off. Freshman T.J. Wallace capped a 13-2 run with a pair of three-pointers as Pacific took control with the go. Bradley then scored the next seven points to take a 7-4 lead with 13:41 to play in the half. The teams were tied at 10-10 and 16-16. The Braves took their final lead of the game at 19-18 with 7:53 to play. Junior Gabriel Aguirre scored on a layup with 7:22 to go, giving the Tigers a 20-19 lead and Pacific would not trail again in the game. Four more points in a row from Aguirre gave the Tigers a 32-23 lead with 1:30 to go and held 35-27 halftime lead. The Braves cut Pacific's lead to 36-30 with 17:40 to go and that is when the Tigers took off. Freshman T.J. Wallace capped a 13-2 run with a pair of three-pointers as Pacific took control with the go. Bradley then scored the next seven points to take a 7-4 lead with 13:41 to play in the half. The teams were tied at 10-10 and 16-16. The Braves took their final lead of the game at 19-18 with 7:53 to play. Junior Gabriel Aguirre scored on a layup with 7:22 to go, giving the Tigers a 20-19 lead and Pacific would not trail again in the game. Four more points in a row from Aguirre gave the Tigers a 32-23 lead with 1:30 to go and held 35-27 halftime lead. The Braves cut Pacific's lead to 36-30 with 17:40 to go and that is when the Tigers took off. Freshman T.J. Wallace capped a 13-2 run with a pair of three-pointers as Pacific took control with the go. Bradley then scored the next seven points to take a 7-4 lead with 13:41 to play in the half. The teams were tied at 10-10 and 16-16. The Braves took their final lead of the game at 19-18 with 7:53 to play. Junior Gabriel Aguirre scored on a layup with 7:22 to go, giving the Tigers a 20-19 lead and Pacific would not trail again in the game. Four more points in a row from Aguirre gave the Tigers a 32-23 lead with 1:30 to go and held 35-27 halftime lead. The Braves cut Pacific's lead to 36-30 with 17:40 to go and that is when the Tigers took off. Freshman T.J. Wallace capped a 13-2 run with a pair of three-pointers as Pacific took control with the go. Bradley then scored the next seven points to take a 7-4 lead with 13:41 to play in the half. The teams were tied at 10-10 and 16-16. The Braves took their final lead of the game at 19-18 with 7:53 to play. Junior Gabriel Aguirre scored on a layup with 7:22 to go, giving the Tigers a 20-19 lead and Pacific would not trail again in the game. Four more points in a row from Aguirre gave the Tigers a 32-23 lead with 1:30 to go and held 35-27 halftime lead. The Braves cut Pacific's lead to 36-30 with 17:40 to go and that is when the Tigers took off. Freshman T.J. Wallace capped a 13-2 run with a pair of three-pointers as Pacific took control with the go. Bradley then scored the next seven points to take a 7-4 lead with 13:41 to play in the half. The teams were tied at 10-10 and 16-16. The Braves took their final lead of the game at 19-18 with 7:53 to play. Junior Gabriel Aguirre scored on a layup with 7:22 to go, giving the Tigers a 20-19 lead and Pacific would not trail again in the game. Four more points in a row from Aguirre gave the Tigers a 32-23 lead with 1:30 to go and held 35-27 halftime lead. The Braves cut Pacific's lead to 36-30 with 17:40 to go and that is when the Tigers took off. Freshman T.J. Wallace capped a 13-2 run with a pair of three-pointers as Pacific took control with the go. Bradley then scored the next seven points to take a 7-4 lead with 13:41 to play in the half. The teams were tied at 10-10 and 16-16. The Braves took their final lead of the game at 19-18 with 7:53 to play. Junior Gabriel Aguirre scored on a layup with 7:22 to go, giving the Tigers a 20-19 lead and Pacific would not trail again in the game. Four more points in a row from Aguirre gave the Tigers a 32-23 lead with 1:30 to go and held 35-27 halftime lead. The Braves cut Pacific's lead to 36-30 with 17:40 to go and that is when the Tigers took off. Freshman T.J. Wallace capped a 13-2 run with a pair of three-pointers as Pacific took control with the go. Bradley then scored the next seven points to take a 7-4 lead with 13:41 to play in the half. The teams were tied at 10-10 and 16-16. The Braves took their final lead of the game at 19-18 with 7:53 to play. Junior Gabriel Aguirre scored on a layup with 7:22 to go, giving the Tigers a 20-19 lead and Pacific would not trail again in the game. Four more points in a row from Aguirre gave the Tigers a 32-23 lead with 1:30 to go and held 35-27 halftime lead. The Braves cut Pacific's lead to 36-30 with 17:40 to go and that is when the Tigers took off. Freshman T.J. Wallace capped a 13-2 run with a pair of three-pointers as Pacific took control with the go. Bradley then scored the next seven points to take a 7-4

Game 13 - Portland 72, Pacific 64: The Pacific men's basketball team dropped its second straight league game with a 72-64 loss at Portland on Thursday, Jan. 2. The Tigers dropped to 9-4 and 0-2 in West Coast Conference play, Portland improved to 9-6 and 1-2 in WCC play. The Tigers held Portland to 0-10 shooting to start the game, Pacific was unable to take advantage, with only a 9-4 lead in the first five minutes. The Pilots took their first lead at 11-8 on a three-pointer by Bobby Sharp and extended to a 16-10 lead with 9:41 left. The Tigers then outscored the Pilots 6-2 with three-pointers from seniors Trevin Harris and Sama Taku, making it 18-16 with eight minutes left. After pushing the lead up to 21-16, the Tigers struck back with five points from senior Ross Rivera in an 8-3 run to make it 25-24 with 3:32 remaining in the half. The Pilots scored six straight to take a 33-26 lead and held a 35-28 halftime lead. Pacific started out the second half 1-7 from the field in the Portland game, but took advantage of a 13-11 lead in the first five minutes. The Pilots extended the lead to 14 (45-31), before the Tigers began a big rally. Pacific chopped it to seven (48-41) after a three-point play from Taku capped a 10-3 run. After Portland pushed it back to 53-44, the Tigers scored seven straight with a pair of free throws from Harris making it 53-51 with just 6:28 to play. Freshman T.J. Wallace had a three-point attempt that was just off the mark that would have given the Tigers the lead on their next possession, Portland then scored six straight to push the lead back to 59-51 with 3:32 to play. Pacific wouldn't get closer than five the rest of the way. Taku led the Tigers with 19 points, Harris had a season-high 15 points and Rivera had 12 points. Pacific shot just 32.9% from the field. The Pilots held a 52-37 advantage on the boards, including 16 offensive rebounds.

Portland 72, Pacific 64 * 1/02/14 * at Portland, Ore. (Chiles Center)

VISITORS: Portland 9-4, 0-2 WCC															
##	Player Name	TOT-FG 3-PT		REBOUNDS		PF	TP	A	TO	BLK	MIN				
		FG-FGA	FG-FGA	FT-FTA	OF DE										
01	HARRIS, Trevin.....	f	5-8	3-6	2-2	6	3	9	2	15	2	0	0	1	20
13	KELLEY, Khalil.....	f	2-5	0-0	0-2	1	1	2	2	4	2	1	2	1	20
33	GILL, Tony.....	f	1-7	0-2	0-0	4	5	9	1	2	1	1	0	0	30
03	TAKU, Sama.....	g	6-19	1-5	2-3	0	2	4	19	4	0	3	3	2	32
12	BOCK, Andrew.....	g	1-8	0-0	0-1	0	1	1	2	2	2	1	0	0	26
02	WALLACE, T.J.....	g	1-8	1-7	2-2	0	4	4	2	5	2	0	1	2	22
11	AGUIRRE, Gabriel.....	g	0-0	0-0	0-0	0	0	0	0	0	0	0	0	1	22
15	SHORT, Aaron.....	g	2-4	1-2	0-0	1	1	2	4	5	2	2	0	2	19
20	RIVERA, Ross.....	g	4-12	2-5	2-2	2	0	2	4	12	0	0	2	2	24
42	THOMAS, Tim.....	g	0-2	0-0	0-2	2	2	0	1	0	0	0	0	0	5
TEAM						2	3	5							
Totals			24-73	8-29	8-14	17	20	37	22	64	18	7	4	11	200
TOTAL FG % 1st Half:			11-33	33.3%	2nd Half:	13-40	32.5%	Game:	32.9%	DEADB					
3-Pt. FG % 1st Half:			4-10	40.0%	2nd Half:	4-19	21.1%	Game:	27.6%	REBS					
F Throw % 1st Half:			2-4	50.0%	2nd Half:	6-10	60.0%	Game:	57.1%	2.1					

HOME TEAM: Portland 9-6, 1-2 WCC

VISITORS: Portland 9-6, 1-2 WCC															
##	Player Name	TOT-FG 3-PT		REBOUNDS		PF	TP	A	TO	BLK	MIN				
		FG-FGA	FG-FGA	FT-FTA	OF DE										
23	NICHOLAS, Ryan.....	f	5-13	0-2	7-8	1	1	12	2	17	3	1	3	0	34
12	VAN DER MARS, Thomas	c	6-11	0-0	6-9	6	7	13	2	18	0	3	2	1	31
00	BAILLY, Kevin.....	g	5-11	1-3	4-6	6	7	13	2	18	0	3	2	1	33
01	PRESSLEY, Bryce.....	g	4-9	1-3	3-4	3	7	10	0	12	3	4	1	1	32
02	WINTERING, Alec.....	g	0-5	0-1	1-2	0	4	4	3	1	5	0	0	0	29
11	SHARP, Bobby.....	g	1-3	1-2	0-0	0	0	0	0	3	2	0	0	0	10
14	BARKER, Riley.....	g	0-0	0-0	0-0	1	1	2	1	0	1	1	0	0	9
21	THELEKE, Korey.....	g	2-2	0-0	0-0	1	1	2	3	4	0	0	0	0	12
35	CARR, David.....	g	0-0	0-0	0-0	1	1	2	1	1	1	0	0	0	4
52	GERUN, Volodymyr.....	g	1-1	0-0	0-0	1	0	1	0	2	0	0	0	0	6
TEAM						2	3								
Totals			24-56	3-11	21-29	16	36	52	12	72	16	13	8	3	200
TOTAL FG % 1st Half:			13-33	39.4%	2nd Half:	11-23	47.8%	Game:	42.9%	DEADB					
3-Pt. FG % 1st Half:			2-8	25.0%	2nd Half:	1-3	33.3%	Game:	27.3%	REBS					
F Throw % 1st Half:			7-8	87.5%	2nd Half:	14-21	66.7%	Game:	72.4%	3					

Officials: Deron White, Daryl Gellinas, Brett Nansel
Attendance: 1173

Score by Periods	1st	2nd	Total
Pacific.....	28	36	64
Portland.....	35	37	72

Game 14 - Gonzaga 86, Pacific 64: The Pacific men's basketball team dropped a road game at No. 21 Gonzaga with an 86-64 loss on Saturday, Jan. 4. The Tigers dropped to 9-5 and 0-3 in West Coast Conference play. Gonzaga improved to 14-2 and 4-0 in WCC play. The Tigers fell behind early, as Gonzaga hit its first six shots from the field to take a 14-3 lead just three minutes into the contest, Pacific trailed by as many as 24 on a couple of occasions in the first half and trailed 46-25 at halftime. Pacific shot just 25.0% from the field in the first half (7-28), while the Bulldogs were at 63.6% (14-22) from the field and hit five of seven from three-point range. With Gonzaga leading 57-35 with 16:00 left, the Tigers went on a 15-1 run to cut it to 58-50 with 12:30 to play. Senior Tony Gill had seven points in the run, while freshman David Taylor added five points. The Bulldogs answered with nine straight points to push the lead back to 67-50 just two and half minutes later. The Tigers cut it back to 69-55 with 8:54 left after a three-pointer by senior Trevin Harris, but the Tigers would not get closer than 14 the rest of the way. Taylor scored a career-high 10 points for the Tigers, while senior Andrew Bock added 13 points as well. Pacific shot just 31.7% from the field (19-60), while Gonzaga was 69.2% (27-39), including 13-17 in the second half. The Tigers shot 80.0% from the free throw line (16-20), while the Bulldogs were just 22-39 from the line.

Gonzaga 86, Pacific 64 * 1/04/14 * at MCCARTHEY ATHLETIC CENTER - SPOKANE, WA

VISITORS: PACIFIC TIGERS 9-5, 0-3															
##	Player Name	TOT-FG 3-PT		REBOUNDS		PF	TP	A	TO	BLK	MIN				
		FG-FGA	FG-FGA	FT-FTA	OF DE										
01	HARRIS, Trevin.....	f	2-5	0-3	4-4	1	3	4	4	8	2	0	0	1	22
13	KELLEY, Khalil.....	f	0-3	0-0	2-2	0	2	2	4	2	0	1	0	0	18
33	GILL, Tony.....	f	3-7	1-2	1-2	2	1	3	4	8	0	0	0	0	17
03	TAKU, Sama.....	g	3-8	1-3	2-3	0	2	2	3	9	2	2	0	0	24
12	BOCK, Andrew.....	g	2-4	1-3	5-6	0	1	1	1	10	1	2	0	0	23
02	WALLACE, T.J.....	g	2-10	2-5	0-0	2	4	6	1	6	2	1	0	2	20
11	AGUIRRE, Gabriel.....	g	0-2	0-0	0-0	0	0	0	0	3	0	0	0	0	14
15	SHORT, Aaron.....	g	2-6	2-3	0-0	2	3	5	0	6	2	1	0	0	19
20	RIVERA, Ross.....	g	1-3	1-1	1-1	1	1	1	1	1	1	1	0	0	14
24	TAYLOR, David.....	g	3-5	2-3	2-2	1	1	2	1	10	1	0	1	1	13
42	THOMAS, Tim.....	g	0-1	0-0	0-0	1	2	3	4	0	0	1	0	0	10
TEAM						2	4								
Totals			19-60	10-25	16-20	11	21	32	28	64	10	10	0	4	200
TOTAL FG % 1st Half:			8-28	28.6%	2nd Half:	12-32	37.5%	Game:	31.7%	DEADB					
3-Pt. FG % 1st Half:			3-13	23.1%	2nd Half:	7-12	58.3%	Game:	40.0%	REBS					
F Throw % 1st Half:			8-11	72.7%	2nd Half:	8-9	88.9%	Game:	80.0%	1					

HOME TEAM: GONZAGA BULLDOGS 14-2, 4-0

VISITORS: PACIFIC TIGERS 9-5, 0-3															
##	Player Name	TOT-FG 3-PT		REBOUNDS		PF	TP	A	TO	BLK	MIN				
		FG-FGA	FG-FGA	FT-FTA	OF DE										
43	BARHAM, Drew.....	f	5-6	4-5	2-3	0	2	2	3	16	0	0	2	1	21
24	KARNOWSKI, Przemek.....	c	2-4	0-0	5-15	1	7	8	2	9	1	1	2	1	29
03	DRANGINIS, Kyle.....	g	3-3	3-1	1-2	1	6	7	2	8	7	2	2	1	38
04	PANGOS, Kevin.....	g	5-7	3-4	3-4	0	5	5	4	16	2	5	0	2	33
11	STOCKTON, David.....	g	5-5	1-1	4-4	0	1	1	2	15	5	2	0	0	34
00	COLEMAN, Gerard.....	g	2-5	1-1	0-2	1	2	3	0	5	0	0	0	0	11
02	NUNEZ, Angel.....	g	1-3	0-1	2-2	0	2	2	4	4	0	1	0	1	14
35	DOWER, Sam.....	g	4-6	0-0	5-7	1	6	7	2	13	0	0	0	0	20
TEAM						2	2								
Totals			27-39	10-13	22-39	4	33	37	19	86	15	13	4	5	200
TOTAL FG % 1st Half:			14-22	63.6%	2nd Half:	13-17	76.5%	Game:	69.2%	DEADB					
3-Pt. FG % 1st Half:			5-7	71.4%	2nd Half:	5-6	83.3%	Game:	76.9%	REBS					
F Throw % 1st Half:			13-24	54.2%	2nd Half:	9-15	60.0%	Game:	56.4%	4					

Officials: Kevin Brill, Marc Beasley, Bruce Hicks
Attendance: 6000

Score by Periods	1st	2nd	Total
PACIFIC TIGERS.....	25	39	64
GONZAGA BULLDOGS.....	46	40	86

Game 15 - San Francisco 81, Pacific 72: The Pacific men's basketball team dropped a home game to San Francisco, 81-72 in overtime on Thursday, Jan. 9. The Tigers fell to 9-6 overall and 0-4 in West Coast Conference play, USF improved to 11-6 and 4-1 in WCC play. The Tigers took a seven point lead (48-41) with 11:46 left in the half, after a pair of three-pointers from senior Tony Gill and junior Aaron Short. The Dons scored on their next three possessions to make it 18-17 with 6:18 left, though neither team scored for a four-minute stretch. In the 0-0 Dons run, Pacific missed six straight shots from the field. The Tigers pushed the lead back up to six (29-23) with 3:07 left then to eight (36-28) in the final minute. Avry Holmes scored at the halftime buzzer to make it a 36-30 Pacific lead at the break. Senior Trevin Harris hit a jumper to open the second half, equaling the Tigers' largest lead of the game at 38-30. A pair of free throws from senior Sama Taku made it 43-36 with 16:35 left. The Dons then went on an 18-5 run to take their first lead since the beginning of the game at 54-48 with 10:13 to play. Pacific again went cold from the field, missing nine straight shots in the stretch. The Tigers came right back, using a 9-2 run that was capped by a pair of free throws from Harris to take a 57-56 lead with 4:25 left. The leads changed hands on the next five possessions and the Tigers held a 61-60 lead with 45 seconds left. Holmes scored on a layup and Matt Glover hit a free throw to give USF a 63-61 lead with 24 seconds remaining. Taku scored on a layup with 5.5 seconds left in regulation, to send the game in to overtime. In the overtime period, the Dons struck quickly to take a five point advantage (70-65). The Tigers closed the gap to three after a pair of free throws from Harris, but USF pushed it back to 72-67 after a Glover layup with 2:05 to go. A pair of free throws from Gill made it 72-69, but the Tigers could not get any closer. The Tigers were outshot 42.9% to 31.6% from the field. The Dons hit eight of 17 three-pointers (47.1%), while Pacific was just six of 23 (26.1%). The Tigers missed 14 straight three-pointers from the beginning of the second half until the end of overtime. Senior Andrew Bock had 17 points to lead the Tigers. Gill had 15, while senior Ross Rivera scored 14 and Harris added 10.

San Francisco 81, Pacific 72 (OT) * 1/09/14 * at Stockton, Calif. (Alex G. Spanos Center)

VISITORS: San Francisco 10-6, 3-1 WCC															
##	Player Name	TOT-FG 3-PT		REBOUNDS		PF	TP	A	TO	BLK	MIN				
		FG-FGA	FG-FGA	FT-FTA	OF DE										
15	PINKINS, Kruiwe.....	f	3-6	0-0	0-2	1	0	5	8	1	4	0	0	28	
25	DICKERSON, Cole.....	f	7-16	0-1	0-0	3	5	8	4	14	0	1	0	29	
23	TOLLEFSON, Mark.....	c	2-6	1-3	4-4	0	3	4	9	1	0	4	0	30	
05	GLOVER, Matt.....	g	5-15	2-3	4-7	4	5	9	3	16	5	1	1	31	
12	HOLMES, Avry.....	g	5-8	2-2	6-6	0	4	4	3	18	8	2	0	35	
03	CHRISTENSEN, Matt.....	g	0-0	0-0	0-2	0	0	0	0	0	0	0	0	7	
10	ADAMS, Chris.....	g	2-4	2-3	0-0	0	4	4	1	6	1	0	0	0	26
11	HOFFMANN, Gavin.....	g	1-1	0-0	2-3	1	2	3	2	4	0	0	0	0	12
32	DERSEN, Tim.....	g	2-7	1-5	1-3	0	4	4	1	6	1	0	0	0	27
TEAM						1	2								
Totals			27-63	8-17	19-27	18	38	25	81	17	9	6	7	225	
TOTAL FG % 1st Half:			10-25	40.0%	2nd Half:	13-32	40.6%	OT:	4-6	66.7%	Game:	42.9%	DEADB		
3-Pt. FG % 1st Half:			2-5	40.0%	2nd Half:	4-10	40.0%	OT:	2-2	100%	Game:	47.1%	REBS		
F Throw % 1st Half:			8-13	61.5%	2nd Half:	3-6	50.0%	OT:	8-8	100%	Game:	70.4%	REBS		

HOME TEAM: Pacific 9-5, 0-3 WCC

VISITORS: San Francisco 10-6, 3-1 WCC															
##	Player Name	TOT-FG 3-PT		REBOUNDS		PF	TP	A	TO	BLK	MIN				
		FG-FGA	FG-FGA	FT-FTA	OF DE										
01	HARRIS, Trevin.....	f	3-5	0-0	4-4	4	2	6	3	10	0	1	2	0	24
33	GILL, Tony.....	f	4-13	2-7	5-6	1	6	7	4	15	1	2	1	2	35
13	KELLEY, Khalil.....	c	0-1	0-0	4-6	1	2	3	4	4	0	2	1	0	20
03	TAKU, Sama.....	g	1-9	0-3	4-4	0	7	7	4	6	0	1	0	0	33
12															

Game 17 - Saint Mary's 79, Pacific 73: The Pacific men's basketball team dropped a 79-73 decision at Saint Mary's on Saturday, Jan. 18. The Tigers fell to 10-7 overall and 1-5 in West Coast Conference play. Saint Mary's improved to 14-5 and 4-2 in WCC play. The Tigers opened the game with a 5-0 deficit, but flipped it to a 10-3 run that included four points from senior Trevin Harris (10-14) after a pair of three-pointers by seniors Tony Gill and Trevin Harris. Saint Mary's bounced back with 10-4 stretch to make it 25-24. Pacific extended its lead to 10 (34-24) with 1:57 left after scoring nine straight, including four from Gill. Pacific held a 38-31 lead at halftime. In the opening minutes of the second half, the Gaels went on a 10-2 run that gave SMC a 46-45 lead with 13:40 to play in the game. The Tigers took the lead back at 49-47 with 12:34 to play after a layup by senior Andrew Bock. It was the last lead of the game for the Gaels, as the Gaels took control of the free throw line. Five straight points from Stephen Holt, including three at the line, gave SMC a 52-49 lead. The Gaels hit 14 of their first 17 free throws in the second half, holding a 17-1 free throw attempts edge just over midway through the second half. Holding a 55-53 lead, SMC went on a 12-1 run that featured four free throws and a pair of three-pointers to take a commanding 67-54 lead with 6:59 remaining. After the Gaels pushed the lead to 73-59, Pacific used a 12-2 run over the next four minutes to cut the lead to 75-71 with just 33 seconds left. Bock scored five points in that stretch. The Gaels hit four of six free throws the rest of the way to hold off the Tigers. Gill led the Tigers with 16 points and six rebounds. Four Tigers joined him in double figures, as seniors Sama Jaku (11), Bock (11), Harris (11) and senior Ross Rivera (10) each scored 10+. The Tigers shot 50% from the field (23-46), while the Gaels shot 48.7% (19-39). Pacific hit 22 of 28 (78.6%) from the line, while SMC was 31 of 43 (72.1%).

Pacific vs Saint Mary's (CA) * 1/18/14 * 5:00 p.m. at Moraga, Calif. (McKeon Pavilion)

VISITORS: Pacific 10-7, 1-5 WCC		HOME TEAM: Saint Mary's (CA) 14-5, 4-2 WCC														
#	Player Name	TOT-FG		3-PT		REBOUNDS		PF	TP	A	TO	BLK	S	MIN	DEAD	REBS
		FG-FGA	FG-FGA	FT-FTA	FT-FTA	OF	DE									
01	HARRIS, Trevin	f	2-5	2-4	5-6	2	3	5	3	11	0	0	1	22		
20	RIVERA, Ross	f	3-5	0-0	4-5	2	1	3	0	10	0	0	0	26		
02	WALLACE, T.J.	g	0-0	0-0	2-2	0	2	2	5	2	1	3	0	21		
12	BOCK, Andrew	g	3-6	0-0	5-5	0	2	2	5	11	6	3	0	26		
13	KELLEY, Khalil	g	1-3	0-0	0-2	0	3	3	5	2	0	2	0	16		
03	TAKU, Sama	g	5-9	0-2	1-1	0	2	2	3	11	1	2	0	26		
11	AGUIRRE, Gabriel	g	0-0	0-0	0-0	0	0	0	0	0	0	0	0	1		
15	SHORT, Aaron	g	2-2	1-1	0-0	0	0	0	0	0	0	1	0	14		
24	TAYLOR, David	g	0-2	0-2	0-1	0	0	0	0	1	1	0	1	10		
33	GILL, Tony	g	5-9	2-4	4-5	2	4	6	3	16	1	1	0	25		
42	THOMAS, Tim	g	2-5	0-0	1-1	2	2	4	3	5	0	3	0	13		
TEAM																
Totals			23-46	5-13	22-28	8	21	29	32	73	10	16	0	5	200	
TOTAL FG % 1st Half:	11-19	57.9%	2nd Half:	12-27	44.4%	Game: 50.0%				DEAD						
3-Pt. FG % 1st Half:	3-6	50.0%	2nd Half:	2-7	28.6%	Game: 38.5%				REBS						
F Throw % 1st Half:	13-15	86.7%	2nd Half:	9-13	69.2%	Game: 78.6%				2						

HOME TEAM: Pacific 10-7, 1-5 WCC		HOME TEAM: Saint Mary's (CA) 14-5, 4-2 WCC															
#	Player Name	TOT-FG		3-PT		REBOUNDS		PF	TP	A	TO	BLK	S	MIN	DEAD	REBS	
		FG-FGA	FG-FGA	FT-FTA	FT-FTA	OF	DE										TO
00	WALDOW, Brad	f	6-11	0-0	10-14	2	2	4	4	22	0	3	2	1	37		
15	LEVESQUE, Beau	f	0-2	0-2	1-2	0	0	0	4	1	1	0	0	1	22		
03	CARTER, Kerry	g	6-10	5-7	4-6	0	7	7	3	21	1	1	0	0	38		
14	HOLT, Stephen	g	4-7	2-4	16-19	1	4	5	3	26	7	4	0	0	40		
35	WALKER III, James	g	2-6	2-4	0-0	2	3	5	4	6	0	1	0	15			
02	MCCOY, Paul	g	0-2	0-0	0-0	0	0	0	4	0	2	1	0	11			
11	PINEAU, Dane	g	0-0	0-1	0-0	0	0	0	0	4	0	2	0	18			
12	GIUSTI, Jordan	g	1-1	1-1	0-2	0	2	2	2	3	1	0	0	0	16		
13	PETRULIS, Elvidas	g	0-0	0-0	0-0	0	0	0	0	0	0	0	0	0	0	0	0
33	HODGSON, Matt	g	0-0	0-0	0-0	1	0	1	0	0	0	1	0	0	3		
TEAM																	
Totals			19-39	10-19	31-43	6	19	21	28	79	12	3	2	2	200		
TOTAL FG % 1st Half:	8-20	40.0%	2nd Half:	11-19	57.9%	Game: 48.7%				DEAD							
3-Pt. FG % 1st Half:	4-11	36.4%	2nd Half:	6-8	75.0%	Game: 52.6%				REBS							
F Throw % 1st Half:	11-16	68.8%	2nd Half:	20-27	74.1%	Game: 72.1%				5							

Officials: Jimmy Casas, Sam Haddad, LaDonte King

Technical Fouls: Pacific-TEAM, Saint Mary's (CA)-None.

Attendance: 3327

Score by Periods

1st 2nd Total

Pacific..... 38 35 - 73

Saint Mary's (CA)..... 31 48 - 79

Game 18 - Loyola Marymount 92, Pacific 81: The Pacific men's basketball team dropped a 92-81 home decision to Loyola Marymount on Thursday, Jan. 23. The Tigers fell to 10-8 overall and 1-6 in West Coast Conference play. Loyola Marymount improved to 11-10 and 3-6 in WCC play. The Tigers started strong on offense, holding the Lions to an 0-7 start from the field and taking an 8-0 lead in the first three minutes. LMU then outscored the Tigers 10-4 to make it 12-10 with 12:53 to play in the half. A three-pointer by senior Andrew Bock gave the Tigers an 18-13 lead, but the Lions again struck back with an 8-2 run to take the lead for the first time at 21-20 with 7:29 to play in the half. Three-pointers from senior Trevin Harris and freshman David Taylor pushed the Tigers back ahead 26-23, but LMU was able to even it up at 32-32 heading into halftime. Senior Ross Rivera scored seven points in the three minutes of the second half, helping the Tigers to a 41-36 advantage. After the Tigers built the lead to nine (53-44), the Lions went on 31-8 run over eight minutes to flip it to a 77-62 LMU lead with 5:11 to play. Pacific was 2-14 from the field in that stretch, while the Lions were 10-12. Trailing by 15 a couple of minutes later, the Tigers cut it to nine (81-72) after a pair of three-pointers by junior Aaron Short and freshman J.J. Wallace. But the Tigers would not get any closer as the Lions hit nine of 10 free throws down the stretch. Rivera led the Tigers with 16 points and six rebounds. Three Tigers joined him in double figures, as seniors Tony Gill (13), Sama Jaku (12) and Harris (10) each scored 10 or more. The Tigers shot 39.7% from the field (27-68), while the Lions shot 47.4% (27-57), including 60.7% (17-28) in the second half. Pacific was 6-15 (40.0%) behind the arc, while LMU was 7-14 (50.0%), including making all five three-point attempts in the second half.

Loyola Marymount 92, Pacific 81 * 1/23/14 * at Stockton, Calif. (Alex G. Spanos Center)

VISITORS: Loyola Marymount 11-10, 3-6 WCC		HOME TEAM: Pacific 10-8, 1-6 WCC															
#	Player Name	TOT-FG		3-PT		REBOUNDS		PF	TP	A	TO	BLK	S	MIN	DEAD	REBS	
		FG-FGA	FG-FGA	FT-FTA	FT-FTA	OF	DE										TO
11	HARRIS, Trevin	f	2-5	1-4	5-6	1	4	5	6	10	2	0	0	1	27		
15	OSBORNE, Alex	f	2-6	0-0	1-1	2	1	3	4	5	0	0	1	15			
32	LEVIN, Gabe	f	3-11	0-1	6-6	3	7	10	3	12	4	2	5	1	36		
01	PAYNE, Evan	g	7-11	2-3	9-10	0	1	1	2	25	0	1	0	1	28		
03	IRELAND, Anthony	g	7-13	1-2	9-9	1	4	5	2	24	8	1	0	5	37		
00	ERONDU, Alozie	g	0-0	0-0	0-0	0	1	1	0	0	0	0	0	1			
02	BLOCKWELL, CJ	g	0-0	0-0	0-0	0	1	1	0	0	0	0	0	1	27		
21	HELLER, Max	g	0-0	0-0	0-0	0	1	1	1	0	0	1	0	0	4		
42	MORNAR, Marin	g	0-1	0-0	1-2	0	7	7	2	1	0	0	5	0	27		
TEAM																	
Totals			27-57	7-14	31-37	9	25	34	18	92	13	6	11	8	200		
TOTAL FG % 1st Half:	10-29	34.5%	2nd Half:	17-28	60.7%	Game: 47.4%				DEAD							
3-Pt. FG % 1st Half:	2-9	22.2%	2nd Half:	5-10	50.0%	Game: 50.0%				REBS							
F Throw % 1st Half:	10-13	76.9%	2nd Half:	21-24	87.5%	Game: 83.8%				1							

HOME TEAM: Pacific 10-8, 1-6 WCC

#	Player Name	TOT-FG		3-PT		REBOUNDS		PF	TP	A	TO	BLK	S	MIN	DEAD	REBS	
		FG-FGA	FG-FGA	FT-FTA	FT-FTA	OF	DE										TO
01	HARRIS, Trevin	f	2-5	1-4	5-6	1	4	5	6	10	2	0	0	1	27		
20	RIVERA, Ross	f	5-11	1-2	5-6	3	2	5	3	16	1	1	1	1	30		
13	KELLEY, Khalil	c	3-5	0-0	2-2	4	6	10	5	8	2	2	3	0	29		
03	TAKU, Sama	g	5-13	1-5	1-2	1	8	9	2	12	3	1	0	0	27		
12	BOCK, Andrew	g	3-11	2-4	0-0	2	2	4	4	8	5	2	0	0	25		
02	WALLACE, T.J.	g	2-6	2-5	2-2	0	2	2	1	8	1	1	0	0	16		
15	SHORT, Aaron	g	1-6	1-4	0-0	0	2	2	4	3	2	2	0	0	17		
24	TAYLOR, David	g	1-2	1-2	0-0	0	0	0	0	3	1	1	0	0	6		
33	GILL, Tony	g	5-9	1-1	2-3	5	2	7	2	13	2	1	0	0	21		
42	THOMAS, Tim	g	0-0	0-0	0-0	0	0	0	0	0	0	0	0	0	3		
TEAM																	
Totals			27-68	10-27	17-21	19	26	45	26	81	19	11	4	2	200		
TOTAL FG % 1st Half:	9-30	30.0%	2nd Half:	18-38	47.4%	Game: 39.7%				DEAD							
3-Pt. FG % 1st Half:	4-12	33.3%	2nd Half:	6-15	40.0%	Game: 37.0%				REBS							
F Throw % 1st Half:	10-12	83.3%	2nd Half:	7-9	77.8%	Game: 81.0%				1							

Officials: Tony Padilla, Glen Mayberry, Richard Batsell

Attendance: 1924

Score by Periods

1st 2nd Total

Loyola Marymount..... 32 60 - 92

Pacific..... 32 49 - 81

Game 19 - Pacific 76, Pepperdine 66: The Pacific men's basketball team defeated Pepperdine 76-66 on Saturday, Jan. 25. The Tigers improved to 11-8 overall and 2-6 in West Coast Conference play. Pepperdine dropped to 12-10 and 5-3 in WCC play. The Tigers fell behind 8-4, but a pair of three-pointers from senior Tony Gill and Aaron Short and four points from senior Sama Jaku gave the Tigers a 16-12 lead with 12:29 to play in the half. Pepperdine evened it up at 22-22, but five points from Taku jump-started a 10-2 run that gave Pacific a 32-24 lead with 6:38 left. The ebb and flow of the game then went the Waves' way, as five players scored in a 14-4 run to give Pepperdine a 38-36 lead. A layup from Short evened it up as the game headed to halftime 38-38. In the opening moments of the second half, Pepperdine took a 45-38 lead with a 7-0 start. Senior Andrew Bock then started a 14-0 run with a pair of layups as the Tigers held Pepperdine scoreless for seven minutes. Bock finished it to a 52-45 advantage with 10:33 left. Pacific's defense stepped up, forcing nine missed shots and five turnovers in the stretch. After a layup by the Waves' Amadi Udenyi, the Tigers pushed the lead to 10 (60-50), getting five points from Gill. A pair of free throws from Pepperdine's Stacy Davis cut the lead to 64-58 with 4:11 to play, but a jumper by senior Ross Rivera and a layup from Gill pushed the lead back to 10 (68-58) and it would not fall below seven the rest of the way. Taku led the Tigers with 18 points, while Gill added 17 and Bock scored 12. Senior Trevin Harris had a career-high six assists and three rebounds. Bock scored five points in that stretch. The Gaels hit four of six free throws the rest of the way to hold off the Tigers. Gill led the Tigers with 16 points and six rebounds. Four Tigers joined him in double figures, as seniors Sama Jaku (11), Bock (11), Harris (11) and senior Ross Rivera (10) each scored 10+. The Tigers shot 50% from the field (28-56), to finish at 42.1% (24-57) for the game. Pacific had 20 turnovers in the game, while the Waves had 17.

Pacific 76, Pepperdine 66 * 1/25/14 * at Stockton, Calif. (Alex G. Spanos Center)

VISITORS: Pepperdine 12-10, 5-5 WCC		HOME TEAM: Pacific 11-8, 2-6 WCC															
#	Player Name	TOT-FG		3-PT		REBOUNDS		PF	TP	A	TO	BLK	S	MIN	DEAD	REBS	
		FG-FGA	FG-FGA	FT-FTA	FT-FTA	OF	DE										TO
05	DAVIS, Stacy	f	4-9	0-0	4-4	2	6	8	4	12	0	3	0	1	27		
21	LANE, Brendan	f	3-7	1-3	2-2	1	4	5	2	9	2	1	2	0	34		
00	UDENYI, Amadi	g	5-9	0-2	1-3	2	0	2	3	11	3	0	0	2	29		
03	MAJOR, Jeremy	g	2-0	0-0	2-4	0	2	4	0	1	5	4	3	0	17		
15	BROOKS, Malcolm	g	5-10	2-5	0-0	0	2	2	3	12	0	4	0	1	35		
10	VAN DYKE, Jeff	g	0-0	0-0	0-0	0	0	0	0	0	0	0	0	0	3		
11	RUSSELL, Atif	g	1-1	0-0	0-0	1	0	1	0	1	2	0	2	0	7		
13	MILLS, Austin	g	0-1	0-0	2-2	1	0	1	0	1	0	2	0	0	8		
30	MURRAY JR., Lamond	g	1-3	0-0	2-2	0	1	1	1	4	1	2	0	15			
31	SKEWER, Aaron	g	0-4	0-3	0-0	0	0	0	2	0	0	0	0	0	10		
44	KRAMER, Malte	g	1-4	1-4	0-0	0	1	1	1	1	3	0	1	0	11		
45	RAINES, Jett	g	3-5	0-0	1-2	3	0	3	0	7	0	0	0	0	4		
TEAM																	
Totals			24-57	4-17	14-19	12	17	29	22	66							

Game 21 - Pacific 84, San Diego 67: The Pacific men's basketball team overcame a slow start and rolled to an 84-67 road victory at San Diego on Saturday, Feb. 1. The Tigers improved to 12-9 overall and 3-7 in West Coast Conference play. San Diego dropped to 13-11 and 4-7 in WCC play. Down 12-0 to start the game, the tigers missed their first four shots and had three turnovers in the first three minutes. Over the next five minutes Pacific was able to cut into the deficit, as senior Andrew Bock scored four points in an 11-3 run to make it 18-16 with 12:07 left in the half. The Toreros were able to get the lead back up to 10 (26-16) after scoring eight straight. The Tigers then outscored USD 15-4 to take a 31-30 lead after as senior Trevin Harris hit a pair of three-pointers and senior Tony Gill added six points. After trading baskets, a big 13-0 run by Pacific gave the tigers a 46-35 lead with 2:11 left in the half. Senior Tim Thomas capped the run with a tip-in and a pair of free throws. Pacific held a 50-40 halftime lead. The tigers shot 65.4% in the first half, while USD shot 54.2% (13-24). Pacific gradually built on its lead in the first part of the second half. The Tigers used a 10-2 run that featured a pair of layups from freshman J.J. Wallace to make it 65-45 with 11:49 remaining in the game. A pair of three-pointers and a free throw by San Diego cut it quickly back to 13 (65-52), but a three-pointer from junior Aaron Short pushed the Tiger lead back to 17 (71-54) with 6:39 to play. Pacific's lead would not fall below 15 the rest of the game as the tigers cruised to the victory. Harris and Bock each scored 16 points to lead the tigers. For Harris, it was a season-high in points. Pacific shot 54.7% from the field (29-53) and hit eight of 15 (53.3%) from three-point range. The Tigers are the fourth best free throw shooting team in the nation and increased their percentage by hitting 18 of 21 from the line (85.7%).

Pacific 84, San Diego 67 * 2/1/14 * at San Diego, Calif. (Jenny Craig Pavilion)

VISITORS: Pacific 12-9 (3-7)

##	Player Name	TOT-FG		3-PT		REBOUNDS										PF	TP	A	TO	BLK	S	MIN
		FG	FGA	FG	FGA	FT	FTA	OF	DE	TOT	PF	TP	A	TO	BLK							
13	KELLEY, Khalil.....	f	0-3	0-0	1-1	1	2	3	4	1	0	0	0	0	1	14						
15	SHORT, Aaron.....	f	2-2	1-1	2-2	1	3	4	3	7	0	1	0	0	16							
33	GILL, Tony.....	f	6-9	2-3	1-1	2	4	6	2	15	0	1	0	1	36							
03	TARU, Sama.....	g	1-4	0-0	0-0	1	3	4	2	2	2	2	0	0	30							
12	BOCK, Andrew.....	g	4-7	1-2	7-8	1	2	3	3	16	3	2	0	0	27							
01	HARRIS, Trevin.....	g	6-7	2-3	2-2	1	3	4	4	16	3	0	0	1	25							
02	WALLACE, T.J.....	g	3-5	0-2	3-4	0	0	0	3	9	0	2	0	1	11							
20	RIVERA, Ross.....	g	5-10	1-1	0-1	0	2	2	1	11	0	2	0	0	22							
24	TAYLOR, David.....	g	1-4	1-3	0-0	0	0	0	1	3	0	1	0	0	11							
42	THOMAS, Tim.....	g	1-2	0-0	2-2	1	1	2	0	4	0	0	1	0	8							
TEAM.....						2	4	6														
Totals.....			29-53	8-15	18-21	10	24	34	23	84	8	11	1	4	200							
TOTAL FG% 1st Half: 17-26		65.4%	2nd Half: 12-27		44.4%	Game: 54.7%		DEADB														
3-Pt. FG% 1st Half: 6-8		75.0%	2nd Half: 2-7		28.6%	Game: 53.3%		REBS														
F Throw % 1st Half: 10-12		83.3%	2nd Half: 8-9		88.9%	Game: 85.7%		0														

HOME TEAM: San Diego 13-11 (4-7)

##	Player Name	TOT-FG		3-PT		REBOUNDS										PF	TP	A	TO	BLK	S	MIN
		FG	FGA	FG	FGA	FT	FTA	OF	DE	TOT	PF	TP	A	TO	BLK							
33	KOK, Jito.....	f	1-2	0-0	2-4	0	3	3	3	4	0	1	5	0	26							
40	KRAMER, Dennis.....	f	7-10	2-4	3-5	2	6	8	3	19	2	2	0	36								
00	ANDERSON, Christopher	g	1-5	0-1	2-4	0	2	2	2	4	1	0	1	33								
01	DEE, Johnny.....	g	5-8	5-7	2-2	0	1	1	1	17	0	2	0	36								
10	SANADZE, Duda.....	g	4-10	2-7	5-7	0	1	1	4	15	0	2	0	25								
04	KERR, Nick.....	g	2-2	2-2	0-0	0	0	0	0	6	0	1	0	3								
05	SARBAUGH, Chris.....	g	0-1	0-0	0-0	0	1	1	3	0	3	2	0	15								
15	JACOBS, Thomas.....	g	1-1	0-0	0-0	0	0	0	2	2	1	0	1	9								
25	FAJEMISIN, Simi.....	g	0-2	0-0	0-0	2	1	3	1	0	0	0	0	8								
32	BAILEY, Brett.....	g	0-1	0-0	0-4	1	0	1	0	0	0	0	0	9								
TEAM.....						2	2															
Totals.....			21-42	11-21	14-26	5	17	22	19	67	14	12	7	3	200							
TOTAL FG% 1st Half: 13-24		54.2%	2nd Half: 8-18		44.4%	Game: 50.0%		DEADB														
3-Pt. FG% 1st Half: 7-11		63.6%	2nd Half: 4-10		40.0%	Game: 52.4%		REBS														
F Throw % 1st Half: 7-13		53.8%	2nd Half: 7-13		53.8%	Game: 53.8%		4														

Officials: Mark Cook, Coban Lopez, Matthew Rukasin

Attendance: 2208

Score by Periods	1st	2nd	Total
Pacific.....	50	34	84
San Diego.....	40	27	67