



2014-15 Game Notes

EASTERN KENTUCKY UNIVERSITY MEN'S BASKETBALL



**Eastern Kentucky University (4-0, 0-0 OVC)
vs.**

Brigham Young University (4-2, 0-0 WCC)

Nov. 29 • 9:30 p.m. ET • Provo, Utah • Marriott Center (20,900)

QUICK NOTES

- Corey Walden scored a career-high 33 points against Southern Utah and became the 33rd player to score 1,000 points as a Colonel.
- Eastern went on the road for the first time this season and staged a second half comeback to beat Southern Utah 73-64.
- EKU leads the nation in scoring margin, steals and turnover margin.
- Eastern set a new school record for margin of victory by beating Kentucky Christian by 80.
- Corey Walden was named OVC Co-Player of the Week and Denzel Richardson was picked as the Newcomer of the Week on Nov. 17.
- Jaylen Babb-Harrison scored a career-best 28 points against Kentucky Christian.
- Corey Walden had eight steals in the season-opener against Savannah State.
- Denzel Richardson recorded a double-double (11 pts, 10 rebs) in his first official game as a Colonel, against Savannah State.
- Corey Walden was chosen as a Lou Henson Preseason All-American by Colleg Insider.
- In four games against pro teams during a summer tour in Australia, Corey Walden averaged 18.3 points, 6.0 rebounds, 4.8 assists and 4.0 steals per game.
- Eastern Kentucky won its sixth OVC Tournament Championship in 2014. EKU made its eighth NCAA Tournament trip in 2014.
- EKU led No. 2 seed Kansas with 8:55 left in the game and trailed by three with 3:39 left.
- Corey Walden was the OVC Tourney MVP and the 2014 OVC Defensive Player of the Year.

@EKUHoops

EKU Colonels / EKU Mens Basketball

EASTERN KENTUCKY COLONELS	BYU COUGARS
2014-15 Record: 4-0 (0-0 OVC)	2014-15 Record: 4-2
Current Streak: Won 4	Current Streak: Lost 1
Last Game: Nov. 26, 2014 beat Southern Utah, 73-64 (Cedar City, Utah)	Last Game: Nov. 26, 2014 lost to Purdue, 87-85 OT (Lahaina, Hawaii)
Head Coach: Jeff Neubauer	Head Coach: Dave Rose
Alma Mater: La Salle, '93	Alma Mater: Houston, '83
Career Record: 171-122 (10th year) at Eastern Ky.: 171-122 (10th year)	Career Record: 236-80 (11th year) at BYU: 236-80 (11th year)
vs. BYU: 0-0	vs. EKU: 0-0
MBB SID: Kevin Britton	MBB SID: Kyle Chilton
E-Mail: kevin.britton@eku.edu	E-Mail: kyle_chilton@byu.edu
Website: www.EKUsports.com	Website: www.BYUCougars.com

WHAT TO WATCH FOR...

- Senior Eric Stutz needs five more rebounds to become the 27th player in school history to grab 500 rebounds.
- BYU leads the nation in scoring (96.7 ppg) and EKU is fourth (94.8 ppg).
- Eastern is ninth in the country with an average of 10.5 three-pointers per game. BYU is 11th with 10.0 treys per game.
- Through its first three games, EKU's opponents averaged 33.7 turnovers per game. On Wednesday, Southern Utah turned the ball over "only" 18 times. Eastern has a turnover margin of +20.3 per game.
- BYU averages just 13.7 turnovers per game.
- Eastern shot 81.3 percent (13-of-16) from three-point range in the second half against Kentucky Christian, in the other seven halves of basketball this season the Colonels have made 28 percent (29-of-103) from deep.

Eastern Kentucky Probable Starters (based on previous game)

No.	Name	Pos.	Ht.	Cl.	Hometown	G/GS	PPG	RPG	APG	Last Game
2	Corey Walden	G	6-2	Sr.	Daytona Beach, Fla.	4/4	20.5	2.3	4.3	33 pts, 3 assts, 2 rebs, 2 stls
5	Isaac McGlone	G	6-2	So.	Lancaster, Ohio	4/4	5.3	3.3	2.7	7 pts, 5 rebs, 1 asst, 1 stl
22	Timmy Knipp	G	6-7	Sr.	Olive Hill, Ky.	4/4	8.5	5.8	3.0	13 pts, 6 rebs, 3 assts
32	Ja'Mill Powell	G	6-7	Jr.	Bridgeport, Conn.	4/4	11.0	2.0	1.0	3 pts, 2 rebs, 19 min
42	Eric Stutz	F	6-8	Sr.	Newburgh, Ind.	4/4	13.3	7.3	1.8	4 pts, 11 rebs, 1 stl
0	Paul Jackson	G	6-1	Fr.	Lithonia, Ga.	2/0	6.5	1.5	2.0	Did Not Play
1	Robbie Stenzel	G	6-5	Sr.	Winchester, Ky.	0/0	0.0	0.0	0.0	Did Not Play
3	Denzel Richardson	G	6-5	Jr.	Baltimore, Md.	4/0	9.5	5.0	0.5	2 pts, 2 rebs, 18 min
4	Tommy Matthews	G	6-1	Jr.	Clinton, Md.	4/0	1.8	0.0	0.8	0 pts, 0 rebs, 1 min
11	Jaylen Babb-Harrison	G	6-4	R-So.	Ajax, Ontario	4/0	14.3	3.8	1.8	5 pts, 4 rebs, 3 assts, 12 min
13	Daniel Norl	G	6-2	Fr.	Clarksville, Tenn.	4/0	3.0	1.5	1.8	0 pts, 0 rebs, 0 assts, 4 min
23	Jonathan Hood	G	6-4	Jr.	Durham, N.C.	2/0	5.5	1.0	0.0	6 pts, 2 stls, 1 reb
33	Deverin Muff	F	6-8	Sr.	Strongsville, Ohio	3/0	2.3	2.7	0.7	0 pts, 2 rebs, 1 asst, 1 stl, 5 min

2014-15 Schedule

NOVEMBER

7	URBANA (Exhibition)	W	96-81
14	SAVANNAH STATE	W	76-53
18	KENTUCKY CHRISTIAN	W	115-35
22	CINCINNATI-CLERMONT	W	115-50
26	at Southern Utah	W	73-64
29	at BYU	(BYUtv)	9:30 p.m.

DECEMBER

3	VALPARAISO		7 p.m.
7	at #1/1 Kentucky (SEC)		6 p.m.
13	at IUPUI		1 p.m.
16	EAST TENNESSEE		7 p.m.
19	at #17/20 Miami (Fla.) (ESPN3)		7 p.m.
22	at Florida Atlantic		7 p.m.
30	at Coppin State		1 p.m.

JANUARY

3	SOUTH CAROLINA STATE		7 p.m.
8	at Tennessee-Martin*		8:30 p.m.
10	at Southeast Missouri*		7 p.m.
15	EASTERN ILLINOIS*		7:30 p.m.
17	SIU EDWARDSVILLE*		7 p.m.
22	at Jacksonville State*		8 p.m.
24	at Tennessee Tech*		8:30 p.m.
29	at Murray State* (ESPNU)		9 p.m.
31	at Morehead State*		4:15 p.m.

FEBRUARY

5	BELMONT* (ESPNU)		9 p.m.
7	TENNESSEE STATE*		7 p.m.
11	MOREHEAD STATE* (ESPNU)		9 p.m.
14	at Tennessee State*		8:30 p.m.
17	AUSTIN PEAY*		7 p.m.
19	at Belmont*		8 p.m.
26	JACKSONVILLE STATE*		7 p.m.
28	TENNESSEE TECH*		7 p.m.

MARCH

4	OVC Tournament (1st Round)#		TBD
5	OVC Tournament (Quarters)#		TBD
6	OVC Tournament (Semis)# (ESPNU)		TBD
7	OVC Tournament (Finals)# (ESPN2)		7 p.m.

Home Games In **BOLD CAPS**

* Denotes Ohio Valley Conference Game

Municipal Auditorium, Nashville, Tenn.

Times given are Eastern Time and subject to change

Rankings are AP/Coaches

BROADCAST INFORMATION

RADIO • WCYO 100.7 FM

- Sean Hamilton, play-by-play

INTERNET

- www.EKUsports.com - Live Audio (Free)
- www.byutvsports.com/gameday/

Media Information

CONTACT INFORMATION

Kevin Britton (MBB Contact)
 Assistant Director of Athletic Public Relations
 Work Phone: 859-622-2006 Cell: 859-358-8359
 E-Mail: kevin.britton@eku.edu Fax: 859-622-5108
 McBrayer Arena Press Row Phone: 859-622-5908

MEDIA SERVICES

CREDENTIALS

Credentials are issued to members of the working media only. Requests for credentials should be made to Kevin Britton.

COACHES INTERVIEWS

All interviews with head coach Jeff Neubauer and all assistant coaches must be arranged through the EKU Athletic Public Relations office. Please contact Kevin Britton to arrange all interviews.

PLAYER INTERVIEWS

All interviews with EKU men's basketball players must be arranged through the EKU Athletic Public Relations office. Please contact Kevin Britton to arrange all interviews.

PRACTICE

EKU men's basketball practices are generally open to the media. Media members should arrange all interviews through the EKU Athletic Public Relations Office by contacting Kevin Britton.

POST-GAME INTERVIEWS

For home games, coach Neubauer and selected EKU players will be available in the media room after a brief cooling off period, generally 10 minutes after the game. For road games, coach Neubauer and selected players will be available outside the team's locker room, following the cooling off period. Please direct post-game interview request to Kevin Britton.

Locker Room - The EKU locker room is closed to the media for all home and road games.

PRESS ROW SERVICE

Complete individual and team statistics and play-by-play will be available to the media following the game. One hour prior to tip-off, media packets containing a game program, flipcard, updated stats and game notes will be available in the media working area. Wireless internet access is available in McBrayer Arena.

OVC TELECONFERENCE

The Ohio Valley Conference will hold three coaches teleconferences during the 2014-15 season. The teleconferences begin at 10:55 a.m. ET. Eastern Kentucky Head Coach Jeff Neubauer will be on the teleconference at 11:00 a.m. ET. For the teleconference phone number and pass code, please contact Kevin Britton. The dates for the teleconference are January 19, February 16 and March 2.

OHIO VALLEY CONFERENCE MEDIA RELATIONS

MBB Contact Kyle Schwartz
 Phone 615-371-1698 ext. 6685
 E-mail kschwartz@ovc.org
 Web Site www.OVCsports.com

NOTE: Individual player notes are located on the player pages (pages 11-23).

POINTS, POINTS & MORE POINTS

The BYU/EKU match-up features two of the top four scoring teams in the nation. The Cougars are first at 96.7 points per game. The Colonels are fourth, averaging 94.8 points per game.

LET IT RAIN -- THREE POINTERS

Saturday's game features two teams among the nation's leaders in three-pointers per game. Eastern Kentucky ranks ninth with 10.5 treys per night. BYU is 11th at 10.0 three-pointers per game.

MID-MAJOR TOP-5 TEAM

BYU is ranked third in the latest release of the CollegeInsider.com Mid-Major Top-25. The Colonels are just outside the top-25 at 28th.

TURNING TURNOVERS INTO POINTS

EKU has committed 81 fewer turnovers and out-scored their opponents by 111 points off turnovers (138-27) this season. Last season, the Colonels committed 215 fewer turnovers and out-scored their opponents by 287 points off turnovers (699-412). In 2012-13, Eastern committed 199 fewer turnovers than its opponents and out-scored its foes by 268 points (736-468) off turnovers.

Non-Conference Home Court Winning Streaks

Team	Streak
1. Duke	111
2. Syracuse	53
3. Providence	38
4. Minnesota	37
5. Illinois	33
6. Georgetown	32
St. Mary's	32
8. Louisville	29
9. Wichita State	27
Oregon	27
Iowa	27
12. Pittsburg	25
Eastern Kentucky	25
14. Iowa State	22
15. Colorado	20
16. Arizona	19

Mid-Major Teams

1. St. Mary's	32
2. Wichita State	27
3. Eastern Kentucky	25

Through Nov. 24, 2014

EASTERN KENTUCKY vs. BYU - TEAM COMPARISONS

BYU (4-2, 0-0 West Coast)

Team Statistics	BYU	OPP
Scoring Offense	96.7	77.3
Scoring Margin	+19.3	---
FG Percentage	.494	.415
3-Pt. FG Percentage	.414	.354
Free Throw Percentage	.723	.694
Rebounds Per Game	42.0	36.5
Rebound Margin	+5.5	---
Assists Per Game	20.0	12.3
Turnovers Per Game	13.7	17.7
Turnover Margin	+4.0	---
Steals Per Game	9.8	7.3
Blocks Per Game	3.8	5.2

EASTERN KENTUCKY (4-0, 0-0 OVC)

Team Statistics	EKU	OPP
Scoring Offense	94.8	50.5
Scoring Margin	+44.2	---
FG Percentage	.482	.383
3-Pt. FG Percentage	.353	.323
Free Throw Percentage	.802	.594
Rebounds Per Game	36.8	33.0
Rebound Margin	+3.8	---
Assists Per Game	19.0	11.0
Turnovers Per Game	9.5	29.8
Turnover Margin	+20.3	---
Steals Per Game	15.3	5.5
Blocks Per Game	2.3	3.8



NCAA TEAM RANKINGS (through 11/27/14)

Team Statistics	EKU	BYU
Scoring Offense	4	1
Scoring Defense	9	324
Scoring Margin	1	32
FG Percentage	59	43
FG Percentage Defense	89	175
3-Pt. FG Per Game	9	11
3-Pt. FG Percentage	127	31
3-Pt. FG Pct. Defense	170	239
Free Throw Percentage	2	84
Rebound Margin	123	86
Assists Per Game	10	6
Assist/Turnover Ratio	3	28
Blocks Per Game	291	151
Steals Per Game	1	15
Turnovers Per Game	8	175
Turnovers Margin	1	40
Fewest Personal Fouls/Game	84	313

355 Division I teams



INDIVIDUAL LEADERS

SCORING	GM	Pts.	PPG
Tyler Haws	6	129	21.5
Chase Fischer	6	94	15.7
Anson Winder	6	81	13.5
Kyle Collinsworth	5	55	11.0

REBOUNDS	GM	Reb.	RPG
Nate Austin	6	41	6.8
Kyle Collinsworth	5	29	5.8

ASSISTS	GM	Asst.	APG
Kyle Collinsworth	5	27	5.4
Skyler Halford	5	15	3.0

INDIVIDUAL LEADERS

SCORING	GM	Pts.	PPG
Corey Walden	4	82	20.5
Jaylen Babb-Harrison	4	57	14.3
Eric Stutz	4	53	13.3
Ja'Mill Powell	4	44	11.0

REBOUNDS	GM	Reb.	RPG
Eric Stutz	4	29	7.3
Timmy Knipp	4	23	5.8

ASSISTS	GM	Asst.	APG
Corey Walden	4	17	4.3
Timmy Knipp	4	12	3.0

AND DOING IT AGAINST GOOD TEAMS

Against these six teams -- Illinois, West Virginia, North Carolina State, VCU, Wisconsin and Kansas -- combined the last two seasons, Eastern Kentucky has committed 19 fewer turnovers (65-84) and has out-scored these teams 89-65 off turnovers (+24).

Individual Current Streaks

Consecutive Games Scoring		Games With A 3-Pointer	
Corey Walden	73	Timmy Knipp	3
Eric Stutz	57	Corey Walden	3
Jaylen Babb-Harrison	4	Consecutive Made Free Throws	
Timmy Knipp	4	Timmy Knipp	9
Isaac McGlone	4	Eric Stutz	7
Ja'Mill Powell	4	Robbie Stenzel	5
Denzel Richardson	4	Tommy Matthews	3
Games With A Rebound		Daniel Norl	2
Eric Stutz	76	Denzel Richardson	2
Corey Walden	73	Jaylen Babb-Harrison	1
Timmy Knipp	4	Ja'Mill Powell	1
Isaac McGlone	4	Consecutive Games Started	
Ja'Mill Powell	4	Corey Walden	57
Denzel Richardson	4	Eric Stutz	20
Jaylen Babb-Harrison	3	Timmy Knipp	4
Games With An Assist		Isaac McGlone	4
Corey Walden	8	Ja'Mill Powell	4
Jaylen Babb-Harrison	4	<i>Note: Game streaks are of three or more.</i>	
Timmy Knipp	4	Games With A Steal	
Isaac McGlone	4	Corey Walden	16
		Isaac McGlone	4

Double-Digit Leaders

Double-Figure Scoring Games

	2014-15		Career	
	No.	Record	No.	Record
Jaylen Babb-Harrison	2	2-0	3	3-0
Paul Jackson	1	1-0	1	1-0
Timmy Knipp	2	2-0	7	4-3
Isaac McGlone	0	0-0	2	2-0
Deverin Muff	0	0-0	2	2-0
Ja'Mill Powell	3	3-0	3	3-0
Denzel Richardson	2	2-0	2	2-0
Robbie Stenzel	0	0-0	1	1-0
Eric Stutz	3	3-0	45	32-13
Corey Walden	4	4-0	51	37-14

Double-Figure Rebounding Games

	2014-15		Career	
	No.	Record	No.	Record
Eric Stutz	1	1-0	6	4-2
Denzel Richardson	1	1-0	1	1-0
Corey Walden	0	0-0	1	1-0

FAST START

Since the start of the 2012-13 season, Eastern Kentucky is 16-2 in the month of November.

1ST IN MARGIN, STEALS, TO MARGIN

Eastern Kentucky leads the nation in scoring margin (+44.3), steals per game (15.3) and turnover margin (+20.3). West Virginia is second in steals at 14.2 per game and second in turnover margin at +12.8.

EKU IN THE NCAA RANKINGS (Nov. 27)

In addition to leading the nation in steals per game, scoring margin and turnover margin, Eastern Kentucky is second in free throw percentage (80.2), third in assist-to-turnover ratio (2.0), fourth in scoring (94.8), eighth in turnovers per game (9.5), ninth in scoring defense (50.5 ppg), ninth in three-point field goals per game (10.5) and 10th in assists per game (19.0).

EKU WITH 12TH LONGEST WIN STREAK

Eastern is tied for the 12th longest home court non-conference winning streak in the nation at 25 straight games.

STILL LOOKING FOR THE STROKE

In three games this season, Eastern has only shot well from three-point range in one half, 13-for-16 (81.3 percent) in the second half against Kentucky Christian (Nov. 18). In the other seven halves of basketball, the Colonels are 29-for-103 from deep for 28 percent.

MID-MAJOR TOP 25 - CLOSING IN

Eastern Kentucky picked up an additional 14 votes in this week's Mid-Major Top 25 and moved from 34th to 28th. Eastern finished the 2013-14 season ranked 19th in the ColleagueInsider.com Mid-Major Top 25. The Colonels received enough votes to place 34th in the 2014-15 Preseason Poll released on Nov. 11.

HOLD YOU UNDER 70, WE WIN!

Eastern is 4-0 this season when holding its opponent under 70 points. The Colonels were 16-0 when holding their opponent under 70 points in 2013-14.

SERIES HISTORY

Eastern Kentucky and BYU will be playing for the fourth time, but the first time since 1990 and only the second time since 1952.

The Cougars own a 2-1 record in the series. The Colonels won 69-67 in Richmond on Dec. 27, 1952. BYU won 90-86 in Provo on Dec. 7, 1990.

BLOCKS RECORD LAST TIME THEY MET

The last time these two teams met, BYU's Shawn Bradley tied David Robinson's (Navy) NCAA Division I record of 14 blocked shots in a game. That record was broken in 2007 by Mickell Gladness (16) of Alabama A&M.

COLONELS VS. WEST COAST

EKU is 4-4 all-time against teams currently in the West Coast Conference. The Colonels have wins over Saint Mary's, BYU, Pepperdine and Santa Clara.

SUMMER TRIP TO AUSTRALIA

The Colonels took a 4-game summer trip to Australia in August. EKU won one game. Nine Colonels saw action during the trip. Corey Walden averaged 18.3 points and 6.0 rebounds per game. Timmy Knipp scored 16 points per game. Jaylen Babb-Harrison averaged 14 points and 5.3 rebounds. For a full recap see page 9.

A LOOK AT THE OPPONENT

BYU is 4-2 this season after suffering two overtime losses at the Maui Invitational, including one in double overtime.

The Cougars have scored 90 or more points four times and at least 85 points in every game. They lead the nation in scoring at 96.7 points per game. BYU is shooting 49 percent from the field. The team is averaging 10 three-pointers and 20 made free throws per

2014-15 Eastern Kentucky Numerical Roster

No.	Name	Pos.	Ht.	Wt.	Class	Hometown (Previous School)
0	Paul Jackson	G	6-1	178	Fr.	Lithonia, Ga. (Martin Luther King Jr. HS)
1	Robbie Stenzel	G	6-5	195	Sr.	Winchester, Ky. (George Rogers Clark HS)
2	Corey Walden	G	6-2	189	Sr.	Daytona Beach, Fla. (Brevard CC)
3	Denzel Richardson	G	6-5	200	Jr.	Baltimore, Md. (Pensacola State College)
4	Tommy Matthews	G	6-1	180	Jr.	Clinton, Md. (Surratsville High School)
5	Isaac McGlone	G	6-2	175	So.	Lancaster, Ohio (Bloom-Carroll HS)
11	Jaylen Babb-Harrison	G	6-4	187	R-So.	Ajax, Ontario (J. Clarke Richardson HS)
13	Daniel Norl	G	6-2	185	Fr.	Clarksville, Tenn. (Kenwood HS)
14	Daniel Parke	G	6-1	165	So.	Richmond, Ky. (Transylvania University)
21	JaVontae Hawkins	G	6-5	211	Jr.	Flint, Mich. (University of South Florida)
22	Timmy Knipp	G	6-7	205	Sr.	Olive Hill, Ky. (Elliott County HS)
23	Jonathan Hood	G	6-4	206	Jr.	Durham, N.C. (Santa Fe College)
24	K.J. Bluford	G	6-1	185	Jr.	Minneapolis, Minn. (Iowa State University)
32	Ja'Mill Powell	G	6-7	180	Jr.	Jr.Bridgeport, Conn. (Northeastern Okla. A&M College)
33	Deverin Muff	F	6-8	212	Sr.	Strongsville, Ohio (Strongsville HS)
42	Eric Stutz	F	6-8	225	Sr.	Newburgh, Ind. (Castle HS)
Eric Stutz STUH-tz Jeff NEUBAUER NEW-bouw-er Luke STREGG (asst. coach) STREGG-ee						

2014-15 Individual Awards

OVC Player of the Week

Corey Walden (Co-) Nov. 17

OVC Newcomer of the Week

Denzel Richardson Nov. 17

Mid-Major Top 25

Nov. 24, 2014

Team	Record	Points	Prev
1. Wichita State (27)	3-0	771	1
2. Gonzaga (4)	4-0	746	2
3. <i>BYU</i>	3-0	705	3
4. Northern Iowa	4-0	673	4
5. Harvard	2-1	592	7
6. Saint Mary's	4-0	578	6
7. Akron	3-1	514	14
8. <i>Belmont</i>	3-1	501	12
9. Green Bay	1-1	461	8
10. Toledo	1-2	436	6
11. Stephen F. Austin	1-2	423	5
12. Iona	3-1	407	11
13. Georgia State	1-2	343	9
14. <i>Murray State</i>	2-1	339	17
15. Evansville	2-0	303	18
16. Florida Gulf Coast	3-0	271	22
17. Western Michigan	3-0	260	21
18. UC Irvine	2-2	258	15
19. Wofford	4-1	192	NR
20. Missouri State	2-1	191	20
21. Cleveland State	2-2	166	13
22. Northeastern	4-0	118	NR
23. Holy Cross	3-0	110	25
24. Louisiana Lafayette	1-2	70	16
25. Yale	4-1	69	NR

OTHERS RECEIVING VOTES: San Francisco 56, Army 41, **Eastern Kentucky 40**, Eastern Mich. 32, Denver 27, Lafayette 25, Charleston Southern 24, Kent St. 23, Wright St. 23, New Mexico St. 22, Portland St. 22, **Valparaiso 22**, UC Santa Barbara 21, Hawaii 20, Bowling Green 17, Long Beach St. 17, Central Mich. 13, Siena 13, Incarnate Word 12, Northern Ill. 11, Portland 11, Louisiana Monroe 10, Illinois St. 9, North Dakota St. 8, Hofstra 7, UT Pan American 7, American 6, Quinnipiac 5, Towson 5, Pepperdine 4, UMKC 4, William & Mary 4, Buffalo 2, Chattanooga 2, Fairleigh Dickinson 2, Gardner Webb 2, Indiana State 2, IPFW 2, UC Davis 2, Eastern Wash. 1, Radford 1, Seattle 1.

game.

BYU is grabbing 42 boards per contest, 5.5 more than its opponents. The Cougars are turning the ball over only 13.7 times per game, four less than their opponents.

The Cougars went 23-12 last season, losing to Oregon in the second round of the NCAA Tournament. Four starters return from that team.

Senior Tyler Haws and junior Kyle Collinsworth, a 6-foot-6 guard, earned first team all-conference honors last season. Haws, a 6-foot-5 guard was chosen as the West Coast Conference Player of the Year. Haws averaged 23.2 points while Collinsworth contributed 14 points, 8.1 rebounds and 4.6 assists per game.

This season, Haws leads the team and is 13th in the country with an average of 21.5 points per game. Only 10 of his 40 field goals have come from behind the arc and he is 39-of-43 at the charity stripe.

80 = WIN FOR COLONELS

EKU is 2-0 this season when scoring 80 or more points. After beating Cincinnati-Clermont 115-50 (Nov. 22), the Colonels are 51-7 (.879) under Jeff Neubauer when scoring 80-plus. Eastern was 13-1 in 2013-14 and 10-1 in 2012-13 when scoring 80 or more.

2ND WINNINGEST OVC TEAM LAST 10 YEARS

With 171 victories, EKU is the second winningest program in the Ohio Valley Conference over the last 10 seasons (among members during that entire time).

TAKING CARE OF BUSINESS AT HOME

Eastern Kentucky is 31-3 in its last 34 home games.

MOST POINTS BY A NEUBAUER SQUAD

Eastern Kentucky's 115 points against Kentucky Christian (Nov. 18) and Cincinnati-Clermont (Nov. 22) are the most-ever by a Jeff Neubauer coached team. The previous scoring high was 114 against Warren Wilson (Nov. 13, 2013).

FEWEST TURNOVERS SINCE ...

Eastern's four turnovers against Cincinnati-Clermont (Nov. 22) were the fewest in one game since turning it over four times against Brescia on Dec. 3, 2011.

SCHOOL RECORD 80-POINT MARGIN

EKU's 115-35 win over Kentucky Christian (Nov. 18) set a new program record for margin of victory (80 points). The previous record was 73 points set against Wilberforce on Dec. 1, 1990.

MORE TURNOVERS THAN POINTS

Kentucky Christian had more turnovers (36) than points (35) against the Colonels on Nov. 18. EKU outscored the Knights 56-4 off turnovers.

MOST TURNOVERS SINCE ...

Kentucky Christian's 36 turnovers against EKU on Nov. 18 were the most by an opponent since Crowley's Ridge (Feb. 5, 2013) turned it over 36 times as well.

Preseason Recognition

Team

OVC Media Poll picks EKU to finish second in the East

Athlon Sports picks EKU to finish third in OVC East

Sporting News picks EKU to finish third in the OVC East

Lindy's Sports picks EKU to finish third in OVC East

Individual

Corey Walden

- Lou Henson Preseason All-American by ColleagueInsider.com
- Preseason All-Ohio Valley Conference by OVC coaches and media relations contacts
- Named to the 5-member *Sporting News* preseason All-OVC team
- Picked first team preseason All-OVC and "Best Defender" by *Lindy's Sports*
- 2nd team preseason All-OVC by CollegeSportsMadness.com

Eric Stutz

- 4th team preseason All-OVC by CollegeSportsMadness.com

EKU Winningest Seasons

	Wins	Year	(Reg. Season)
1.	25	2012-13	23
2.	24	2013-14	21
3.	22	2004-05	19
4.	21	2006-07	18
	21	1978-79	19
	21	1946-47	18
	21	1945-46	18
8.	20	2009-10	20
	20	1944-45	17
10.	19	1990-91	18
	19	1986-87	17
	19	1964-65	19

The Dunk Diary

Dunks	12-13	13-14	14-15	Career
Jaylen Babb-Harrison	1	0	0	1
Timmy Knipp	3	3	1	10
Tommy Matthews	0	1	0	1
Deverin Muff	7	1	2	10
Denzel Richardson			1	1
Eric Stutz	17	14	1	43
Corey Walden	5	7	1	13

2014-15 Charges

Jonathan Hood	1	Team Total 22
Paul Jackson	1	
Isaac McGlone	4	
Tommy Matthews	3	
Deverin Muff	0	
Daniel Norl	1	
Denzel Richardson	3	
Ja'Mill Powell	1	
Eric Stutz	8	
Corey Walden	0	

SIX OR MORE IN DOUBLE FIGURES

Against Kentucky Christian (Nov. 18), six or more Colonels scored in double figures for the first time since six players did it against Crowley's Ridge on Feb. 5, 2013. Seven Colonels reached 10 or more points against the Knights.

MOST STEALS SINCE ...

Corey Walden's eight steals against Savannah State (Nov. 14) were the most in a game by a Colonel since Eric Stutz came up with seven steals against Crowley's Ridge on Feb. 5, 2013.

LOWEST 3-POINT SHOOTING SINCE ...

The Colonels 19.2 percent (5-for-26) three-point shooting against Savannah State (Nov. 14) was its lowest from long range since shooting 11.1 percent (3-for-27) at home against SIU Edwardsville on Feb. 23, 2012.

BANNER #9

Eastern Kentucky unveiled its 2014 Ohio Valley Conference Tournament Championship banner in a ceremony before its game against Savannah State (Nov. 14). It is the ninth men's basketball banner raised to the wall in McBrayer Arena.

SEASON OPENERS/HOME OPENERS

EKU has won its season-opener each of the last three years. The Colonels have won 17 straight home-openers starting with the 1998-99 season.

COLONELS TAKE KANSAS TO THE WIRE

Eastern Kentucky led No. 2 seed Kansas by nine in the first half of its second round NCAA Tournament game in March. The Colonels still had a lead with 8:55 remaining in the game and were down only three with 3:39 on the clock.

LEADING KANSAS

EKU led No. 2 seed Kansas for more than half the game (21:28) in the NCAA Tournament.

BACK-TO-BACK POSTSEASON TRIPS

Eastern Kentucky has earned consecutive bids to national postseason tournaments for the first time in program history. Eastern played in the ColleagueInsider.

com Tournament in 2013 and the NCAA Tournament in 2014.

EXHIBITON RECAP

In its only exhibition game, Eastern Kentucky beat Urbana, 96-81, on Friday. The Colonels shot 53 percent from the floor, including 43 percent from behind the arc. EKU committed seven fewer turnovers and out-scored Urbana 23-12 off turnovers. Despite getting out-bounded by eight, Eastern out-scored the Blue Knights 32-18 in the paint. Urbana pulled down 16 offensive rebounds.

OVC PRESEASON PICKS

EKU was picked to finish third this season in the Ohio Valley Conference East Division. Corey Walden was selected to the 10-member preseason All-OVC team.

Eastern earned four first-place votes and a total of 102 points. Belmont garnered 16 first-place votes and 125 points to take the top spot in the East. Morehead State (103), with four first place votes, earned one more point than EKU for the second spot. Murray State is the preseason favorite to win the West Division and the overall title.

COLONELS ON TV IN 2014-15

At least four Eastern Kentucky games will air live on the national television during the 2014-15 season.

EKU's game at preseason No. 1 Kentucky will be shown on the SEC Network.

Three Ohio Valley Conference regular season games were will air live on ESPNU beginning with Eastern's game at Murray State on Jan. 29. Two home games -- versus Belmont on Feb. 5 and Morehead State Feb. 11 -- will also be shown on ESPNU.

One more contest will be shown on ESPN3. Eastern's games at Miami (Fla.) on Dec. 19 will air on the web based network.

TWO WILL JOIN TEAM NEXT SEASON

Two players signed in November to play for the Colonels next season. Nick Mayo is a 6-foot-8 high school senior from Maine. Paul Jones is a 6-foot-7 sophomore forward at Palm Beach State College.

WINNING BY 3 POINTS OR LESS

After beating Murray State (March 7), 86-83, in the OVC semifinals, Eastern Kentucky is now 26-15 under head coach Jeff Neubauer in games decided by three or less.

2ND IN NATION IN TURNOVER MARGIN

In the final 2013-14 NCAA statistical rankings, Eastern finished second in the nation in turnover margin (+6.3). Louisville led the nation at +6.7.

THREE-POINT LEADERS

After finishing first in the OVC in 2013-14 with an average of 9.3 three-pointers per game, Eastern Kentucky has led the conference in 3-pointers five of the last six years.

2013-14 Individual Awards

Denny's Slam Dunk Champion

Marcus Lewis April 3

OVC Defensive Player of the Year

Corey Walden March 4

2013-14 All-Ohio Valley Conference

Glenn Cosey (1st team) March 4

2014 OVC All-Tournament

Corey Walden (MVP) March 8
Glenn Cosey March 8
Tarius Johnson March 8

NABC All-District 19

Glenn Cosey (1st team) March 12

CollegeSportsMadness.com

All-Mid Major Team

Glenn Cosey (3rd team) March 13

Finalist for 2014 Hugh Durham Award

(Top Mid-Major Coach)

Jeff Neubauer March 26

Lou Henson All-America Team

Glenn Cosey March 28

Lefty Driesell Defensive All-America Team

Corey Walden April 1

OVC Player of the Week

Glenn Cosey Jan. 6
Glenn Cosey Feb. 3

2013-14 Preseason All-OVC

Glenn Cosey October 22
Corey Walden October 22

EKU IN THE RPI

EKU was ranked 95th in the final release of the NCAA RPI (April 23). Eastern had the second highest RPI in the OVC. The Colonels won two of three meetings with Belmont (48). EKU split a pair of meetings with Murray State (101), the next highest OVC team.

AT LEAST 10 TURNOVERS IN EVERY GAME

Eastern Kentucky's opponents had at least 10 turnovers in every game last season. EKU's foes turned the ball over 14 or more times in 26 of 34 games, including Kansas (14) in the NCAA Tournament.

PROTECTING THE BALL

In 12 of its 34 games last season, EKU had fewer than 10 turnovers, including seven against Kansas in the NCAA Tourney.

EKU Preseason Quick Facts

UNIVERSITY INFORMATION

Name Eastern Kentucky University
 Location Richmond, Ky.
 Founded/Enrollment 1906/16,454
 Nickname Colonels
 Colors Maroon (PMS 209) and White
 Affiliation NCAA Division I
 Conference Ohio Valley Conference
 Arena (Capacity) McBrayer Arena (6,500)
 Press Row Phone (859) 622-5908
 President Dr. Michael T. Benson
 Director of Athletics Mark Sandy
 Senior Woman Administrator Lindsey McKaskle
 Athletics Dept. Phone Number (859) 622-2120

COACHING STAFF

Head Coach Jeff Neubauer
 Alma Mater La Salle '93
 Record at EKU (Years) 167-122 (9)
 Career Record (Years) 167-122 (9)
 Assistant Coach Rodney Crawford (3rd Season)
 Alma Mater Cincinnati '02
 Assistant Coach Austin Newton (7th Season)
 Alma Mater Eastern Kentucky '05
 Assistant Coach Luke Strege (5th Season)
 Alma Mater Wisconsin-LaCrosse '99
 Dir. of Operations Nick Bowman (1st Season)
 Alma Mater Eastern Kentucky '10

2013-14 SEASON IN REVIEW

2013-14 Record 24-10
 Ohio Valley Conference 11-5
 Conference Finish 2nd (East)/3rd of 12 teams
 Starters Returning/Lost 2/3
 Letterwinners Returning/Lost 8/7
 Newcomers 8

HISTORY

All-Time Record 1,196-1,094
 NCAA Tournament Appearances 8
 OVC Regular Season Championships 6
 OVC Tournament Championships 6

6TH IN THE NATION IN STEALS

In the final release of the 2013-14 NCAA statistical rankings last season, EKU finished sixth in the nation with 299 steals and sixth with 8.8 per game.

SECOND IN SCORING DEFENSE

EKU finished second in the OVC in scoring defense in 2013-14. The Colonels allowed 70.9 points per game.

EKU AGAINST BCS CONFERENCE TEAMS

Over the last two seasons, Eastern has played well against BCS Conference teams.

- In the NCAA Tournament, EKU led No. 2 seed Kansas by nine in the first half. The Colonels still had a lead with 8:55 remaining in the game and were down only

five with 2:28 on the clock.

- During the 2013-14 season, Eastern had a 10-point lead in the first half at North Carolina State, led by six at halftime and trailed by just three with six minutes left in the game.

- During the 2012-13 season, EKU overcame a 16-point second half deficit at West Virginia and took a 2-point lead with 4:21 left in the game. The Colonels were down only three with 24 seconds to go before falling by seven.

- Eastern suffered its first loss of the 2012-13 season at No. 10 Illinois but the Colonels didn't go down easy. EKU trailed by only five at halftime. In the second half Eastern cut a 14-point deficit to four with less than 10 minutes to play. In the final five minutes the Colonels made another run to cut another 14-point deficit to eight.

POINTS, POINTS AND MORE POINTS

Eastern Kentucky scored 90 or more points six times during the 2013-14 season. It's the most times the Colonels have scored 90 or more in a season since doing it seven times in 1993-94.

COACH'S FOURTH 20-WIN SEASON

In 2012-13, Jeff Neubauer became the first EKU coach to win 20 or more games three times. With 24 wins in 2013-14, he now has four 20-win campaigns in his first nine seasons on the Eastern Kentucky bench.

FIFTH WINNING SEASON FOR COACH

Eastern Kentucky's winning season in 2013-14 was the fifth under head coach Jeff Neubauer. Out of 18 head coaches in program history, Neubauer is one of only three with five or more winning seasons. The others are Rome Rankin (10) and Paul McBrayer (11).

EKU IN THE FINAL NCAA RANKINGS

In addition to finishing second in the nation in turnover margin, sixth in the nation in steals and sixth in steals per game, EKU also ranked fifth in three-point field goals per game (9.3), sixth with 315 three-pointers, 15th in free throw percentage (75.2 percent), 16th in field goal percentage (48.7 percent), 23rd in three-point field goal percentage (39 percent), 25th in scoring (78.7 ppg), 25th in assist-to-turnover ratio (1.39), 38th in turnovers per game (10.6), 44th in assists (498), 46th in scoring margin (7.8) and 51st in assists per game (14.6).

NCAA SINGLE GAME LEADERS

Eastern Kentucky led the NCAA last season for assists in a game (34) and steals in a game (24). EKU was second for three-pointers in a game (20). All of these were set against Warren Wilson (Nov. 13).

100 WINS AT HOME

Eastern Kentucky's victory over Tennessee Tech (Feb. 27) was the 100th win in McBrayer Arena for head coach Jeff Neubauer. The Colonels are now 104-32 at home under the 10th-year skipper.

2013-14 Team Achievements

8TH NCAA TOURNAMENT APPEARANCE

Eastern Kentucky made its eighth NCAA Tournament appearance and first since 2007.

SIXTH OVC TOURNAMENT TITLE

The Colonels won the program's sixth Ohio Valley Conference Tournament Championship with a 79-73 win over No. 1 seed Belmont (March 8). EKU has the third most conference tournament titles in the OVC.

2ND MOST WINS EVER

Eastern Kentucky's 24 wins in 2013-14 are the second most wins ever in one season for the program. The school record of 25 was set last year.

BEST 4-YEAR STRETCH, YES

With its 24th win of 2013-14, against Belmont (March 8) in the OVC Tournament finals, the Colonels set a new record for the winningest 4-year stretch in program history. The previous best was 79 wins from 1944-48. EKU has 80 victories over the last four seasons.

BEST 3-YEAR STRETCH, YES

With its 22nd win of 2013-14, against Southeast Missouri (March 6) in the OVC Tournament quarterfinals, EKU set a new record for the winningest 3-year stretch in program history. The previous best was 62 wins from 1944-47. EKU has 65 victories over the last three seasons.

CONSISTENT TOURNAMENT PARTICIPANT

Eastern made its 12th straight OVC tournament appearance. EKU and Murray State are the only two teams to earn spots in each of the last 12 conference tourneys.

NINTH-EVER 20-WIN SEASON

With a 74-67 win over Tennessee Tech (Feb. 27) Eastern secured the program's ninth 20-win campaign.

BEST 2-YEAR STRETCH - 43RD WIN

With their 18th win of the season (at Jacksonville State, Feb. 15) and 43rd over the last two seasons, the Colonels broke the record for the winningest 2-year stretch in program history. EKU won 42 games combined in 1945-46 and 1946-47.

HOME NON-CONFERENCE SUCCESS

With their win over Chattanooga (Feb. 4), the Colonels set a new program record with their 22nd straight home non-conference win. EKU stands at 44-7 (.863) in home non-conference games under head coach Jeff Neubauer. The program record of 21 straight was set from 1977-78 to 1980-81.



What Have They Said About The Colonels?

- "Give Eastern Kentucky credit because they kicked us for about 12 to 14 minutes there and we were on our heels offensively. We were turning the ball over and we could not stop them defensively."
-- **Roy Williams, North Carolina Head Coach**
March 15, 2007 after EKU went on a 32-9 run midway through the game in the first round of the 2007 NCAA Tournament
- "That's why we scheduled this game. That's the type of team you could see win a game or two in the NCAA Tournament, a la Florida Gulf Coast. Those are the type of teams you want to play, but you've got to win. They certainly made that difficult tonight."
-- **Shaka Smart, Virginia Commonwealth Head Coach**
Dec. 5, 2013 after EKU lost at VCU by three points in overtime
- "The game matched two teams capable of doing some damage in the NCAA tournament, and they didn't disappoint in a fun-to-watch, wide-open affair that left both teams drained and VCU pushed to the limit."
-- **Tim Pearrell, Richmond Times-Dispatch**
Dec. 6, 2013 after EKU lost at VCU by three points in overtime
- "I'm telling you, we've got this team on tape, on DVD, and they're a much better shooting team than this. So you've got to give our guys credit for what they did defensively."
-- **Bo Ryan, Wisconsin Head Coach**
- Dec. 14, 2013 after EKU shot 21.1 percent from three-point range and lost at No. 4 Wisconsin 86-61
- "First off, I think this a good win for our team because that might potentially be an NCAA Tournament team. They are a really good team with terrific guards. They do a really good job of changing defenses to keep teams off balance."
-- **Mark Gottfried, North Carolina State Head Coach**
Nov. 30, 2013 after EKU had a 10-point first half lead, led by six at the break and trailed by only three with six minutes to go
- "Jeff (Neubauer) does a terrific job and I think they have more guys on the floor doing what their coach asks them to do than anybody that we play, conference or otherwise."
-- **Rick Byrd, Belmont Head Coach**
March 8, 2014 after EKU beat No. 1 seed Belmont to win the OVC Tournament title
- "We obviously feel fortunate because I thought Eastern Kentucky was well prepared. They played great. They played loose and certainly gave us everything we wanted. It was a hard-fought game and one in which we had to work our tail off for 40 minutes to come out with a win."
-- **Bill Self, Kansas Head Coach**
March 21, 2014 after EKU gave No. 2 seed Kansas all it could handle in the NCAA Tournament

Getting Personal With The Colonels

Here are interesting facts and tidbits about members of the Eastern Kentucky basketball team. Some of these may be potential feature story ideas.

- Head coach **Jeff Neubauer** proposed to his wife Karen at halfcourt of Duke's Cameron Indoor Stadium on Dec. 1, 1993. Neubauer was an assistant coach at The Citadel and later that night his team lost 78-63 to the Blue Devils despite holding senior Grant Hill to 5-of-15 shooting.
- **Deverin Muff** writes a column for the Eastern Progress, EKU's student newspaper.
- **Paul Jackson's** father -- Bishop Wiley Jackson -- is the founder and pastor of Gospel Tabernacle Cathedral in Atlanta.
- **JaVontae Hawkins** has five siblings.
- During the summer of 2013, **Deverin Muff** was chosen to travel and play with the Athletes In Action New Zealand Tour.
- **Tommy Matthews** had a job working for the United Way during the summer of 2013.
- **Isaac McGlone** once went on a mission trip to Louisiana to assist in hurricane relief efforts.
- **Deverin Muff** has a cousin, Melsahn Basabe, who played basketball at Iowa. Basabe was a member of the 2011 Big Ten All-Freshman Team and was a 2011 All-Big Ten Honorable Mention selection.
- **Eric Stutz** enjoys playing ping pong and calls it his best talent outside of basketball.
- **Timmy Knipp** once scored 50 points in a high school game his junior season.
- **Corey Walden** plays the drums and the trumpet.
- **Tommy Matthews** plays the saxophone.
- **Deverin Muff** has a cousin serving in the Navy and a cousin serving in the Air Force.
- **Tommy Matthews** is the self-proclaimed world's fastest eater.
- **Timmy Knipp** was born in Morehead, Ky., the home of EKU rival Morehead State.
- In high school, **Deverin Muff** was voted "Most Outstanding Athlete" and "Best Smile."
- **Tommy Matthews** once had a job finding scrap metal.

A Closer Look At The EKU Record

Overall	Under Neubauer	14-15
Overall	171-122	4-0
Home	104-32	3-0
Away	55-79	1-0
Neutral	12-11	0-0
OVC (Regular Season)	94-68	0-0
Monthly Records		
November	40-21	4-0
December	31-26	0-0
January	47-33	0-0
February	45-31	0-0
March	8-11	0-0
Daily Records		
Sunday	n/a	0-0
Monday	n/a	0-0
Tuesday	n/a	1-0
Wednesday	n/a	1-0
Thursday	n/a	0-0
Friday	n/a	1-0
Saturday	n/a	1-0
EKU's Record When ...		
Winning the tip	n/a	4-0
Losing the tip	n/a	0-0
Leading at halftime	n/a	3-0
Trailing at halftime	n/a	1-0
Tied at halftime	n/a	0-0
EKU scores first	n/a	3-0
Opponent scores first	n/a	1-0
Leading with 5 minutes to play	n/a	4-0
Trailing with 5 minutes to play	n/a	0-0
Tied with 5 minutes to play	n/a	0-0
EKU scores less than 60 points	13-46	0-0
EKU scores 60-69 points	40-44	0-0
EKU scores 70-79 points	66-24	2-0
EKU scores 80 or more	51-7	2-0
Decided by 3 points or less	26-15	0-0
Decided by 4-10 points	52-49	1-0
Decided by 11 or more points	91-57	3-0
EKU shoots more than 60%	n/a	1-0
EKU shoots 50-60%	n/a	1-0
EKU shoots 40-49%	n/a	0-0
EKU shoots less than 40%	n/a	2-0
EKU makes more 3-point FGs	n/a	4-0
Opp. makes more 3-point FGs	n/a	0-0
3-point FGs are even	n/a	0-0
EKU out-rebounds opponent	n/a	3-0
Opponent out-rebounds EKU	n/a	1-0
Rebounds are even	n/a	0-0
Committing fewer turnovers	n/a	4-0
Committing more turnovers	n/a	0-0
Turnovers are even	n/a	0-0
One Overtime	5-5	0-0
Double Overtime	2-2	0-0
vs. Winning teams	n/a	0-0
vs. Losing teams	n/a	3-0
vs. .500 teams	n/a	1-0

2014-15 Statistics

Overall Record: 4-0 • Home: 3-0 • Away: 1-0 • Neutral: 0-0
 Conference Record: 0-0 • Home: 0-0 • Away: 0-0

Player	GP-GS	Min	Avg	FG-FGA	Pct	3FG-FGA	Pct	FT-FTA	Pct	Off	Def	Tot	Avg	PF	FO	A	TO	Blk	Stl	Pts	Avg
02 WALDEN, Corey	4-4	114	28.5	28-47	.596	7-17	.412	19-22	.864	4	5	9	2.3	9	0	17	8	0	15	82	20.5
11 BABB-HARRISON, Jaylen	4-0	61	15.3	20-39	.513	9-20	.450	8-9	.889	6	9	15	3.8	6	0	7	4	0	9	57	14.3
42 STUTZ, Eric	4-4	102	25.5	21-34	.618	2-5	.400	9-10	.900	10	19	29	7.3	5	0	7	6	3	4	53	13.3
32 POWELL, Ja'Mill	4-4	90	22.5	14-37	.378	6-21	.286	10-14	.714	5	3	8	2.0	13	1	4	4	3	3	44	11.0
03 RICHARDSON, Denzel	4-0	84	21.0	12-27	.444	5-11	.455	9-12	.750	6	14	20	5.0	9	0	2	7	0	2	38	9.5
22 KNIPP, Timmy	4-4	94	23.5	12-29	.414	6-18	.333	4-4	1.000	5	18	23	5.8	6	0	12	1	2	4	34	8.5
00 JACKSON, Paul	2-0	30	15.0	5-9	.556	2-3	.667	1-3	.333	1	2	3	1.5	4	0	4	1	0	3	13	6.5
23 HOOD, Jonathan	2-0	25	12.5	4-7	.571	3-6	.500	0-0	.000	1	1	2	1.0	2	0	0	1	0	3	11	5.5
05 McGLONE, Isaac	4-4	97	24.3	7-23	.304	2-12	.167	5-7	.714	2	11	13	3.3	7	0	11	4	1	13	21	5.3
13 NORL, Daniel	4-0	48	12.0	5-15	.333	0-4	.000	2-2	1.000	3	3	6	1.5	3	0	7	1	0	2	12	3.0
33 MUFF, Deverin	3-0	31	10.3	3-3	1.000	0-0	.000	1-2	.500	5	3	8	2.7	4	0	2	0	0	1	7	2.3
04 MATTHEWS, Tommy	4-0	24	6.0	1-4	.250	0-2	.000	5-6	.833	0	0	0	0.0	1	0	3	0	0	2	7	1.8
TM TEAM										5	6	11	2.8	0			1				
Total	4			132-274	.482	42-119	.353	73-91	.802	53	94	147	36.8	69	1	76	38	9	61	379	94.8
Opponents	4			72-188	.383	20-62	.323	38-64	.594	33	99	132	33.0	88	3	44	119	15	22	202	50.5

Date	Opponent	W/L	Score	Attend.
11.14.14	SAVANNAH STATE	W	76-53	3,950
11.18.14	KENTUCKY CHRISTIAN	W	115-35	1,900
11.22.14	CINCINNATI-CLERMONT	W	115-50	1,400
11.26.14	at Southern Utah	W	73-64	500
11.29.14	at BYU			
12.03.14	VALPARAISO			
12.07.14	at Kentucky			
12.13.14	at IUPUI			
12.16.14	EAST TENNESSEE			
12.19.14	at Miami (Fla.)			
12.22.14	at Florida Atlantic			
12.30.14	at Coppin State			

Home Games In Bold CAPS • * Denotes Ohio Valley Conference Game • ^ OVC Tournament, Municipal Auditorium, Nashville • # NCAA Tournament

TEAM STATISTICS	EKU	OPPONENT
SCORING	379	202
Points per game	94.8	50.5
Scoring margin	+44.2	-
FIELD GOALS-ATT	132-274	72-188
Field goal pct	.482	.383
3 POINT FG-ATT	42-119	20-62
3-point FG pct	.353	.323
3-pt FG made per game	10.5	5.0
FREE THROWS-ATT	73-91	38-64
Free throw pct	.802	.594
F-Throws made per game	18.3	9.5
REBOUNDS	147	132
Rebounds per game	36.8	33.0
Rebounding margin	+3.8	-
ASSISTS	76	44
Assists per game	19.0	11.0
TURNOVERS	38	119
Turnovers per game	9.5	29.8
Turnover margin	+20.3	-
Assist/turnover ratio	2.0	0.4
STEALS	61	22
Steals per game	15.3	5.5
BLOCKS	9	15
Blocks per game	2.3	3.8
ATTENDANCE	7250	500
Home games-Avg/Game	3-2417	1-500
Neutral site-Avg/Game	-	0-0

Score By Periods	1st	2nd	OT	Total
Eastern Kentucky	176	203	0	379
Opponents	95	107	0	202

2013-14 CONFERENCE GAMES ONLY

Conference Record: 11-5 • Home: 6-2 • Away: 5-3

Player	GP-GS	Min	Avg	FG-FGA	Pct	3FG-FGA	Pct	FT-FTA	Pct	Off	Def	Tot	Avg	PF	FO	A	TO	Blk	Stl	Pts	Avg
00 COSEY, Glenn	16-16	575	35.9	86-201	.428	57-130	.438	74-88	.841	9	36	45	2.8	29	0	64	27	0	18	303	18.9
02 WALDEN, Corey	16-16	531	33.2	72-151	.477	17-54	.315	70-83	.843	16	51	67	4.2	59	5	47	35	1	31	231	14.4
34 JOHNSON, Tarius	16-15	455	28.4	63-117	.538	19-46	.413	49-67	.731	23	36	59	3.7	46	0	24	20	1	17	194	12.1
42 STUTZ, Eric	16-15	430	26.9	58-89	.652	0-1	.000	37-46	.804	19	55	74	4.6	55	3	34	24	10	14	153	9.6
15 WILLIAMS, Orlando	16-0	288	18.0	45-93	.484	22-52	.423	21-26	.808	5	21	26	1.6	35	0	17	21	2	11	133	8.3
12 LEWIS, Marcus	16-16	422	26.4	50-102	.490	10-31	.323	20-31	.645	7	21	28	1.8	43	1	18	17	6	20	130	8.1
05 McGLONE, Isaac	16-0	144	9.0	16-22	.727	12-17	.706	5-7	.714	0	7	7	0.4	15	0	4	5	0	3	49	3.1
22 KNIPP, Timmy	14-1	139	9.9	12-26	.462	6-16	.375	11-18	.611	4	11	15	1.1	23	0	2	11	7	2	41	2.9
24 JOHNSON, Jeff	16-1	154	9.6	9-22	.409	4-11	.364	3-4	.750	7	14	21	1.3	22	0	17	11	0	3	25	1.6
33 MUFF, Deverin	13-0	39	3.0	3-3	1.000	0-0	.000	2-8	.250	1	4	5	0.4	8	0	0	4	1	1	8	0.6
04 MATTHEWS, Tommy	5-0	5	1.0	0-1	.000	0-0	.000	0-2	.000	0	0	0	0.0	1	0	0	1	0	0	0	0.0
03 BURNEY, Monte	1-0	1	1.0	0-0	.000	0-0	.000	0-0	.000	0	0	0	0.0	0	0	0	0	0	0	0	0.0
01 STENZEL, Robbie	5-0	11	2.2	0-0	.000	0-0	.000	0-0	.000	0	2	2	0.4	1	0	2	1	0	1	0	0.0
23 PARSONS, Ryan	4-0	6	1.5	0-1	.000	0-1	.000	0-0	.000	0	0	0	0.0	0	0	0	0	0	0	0	0.0
TM TEAM										21	22	43	2.7	0			5			0	
Total	16			414-828	.500	147-359	.409	292-380	.768	112	280	392	24.5	337	9	229	182	28	121	1267	79.2
Opponents	16			379-741	.511	91-252	.361	315-432	.729	138	349	487	30.4	317	8	205	268	55	93	1164	72.8

Date	Opponent	W/L	Score	Attend.
01.02.14	at Eastern Illinois*	W	100-81	415
01.04.14	at SIU Edwardsville*	L	79-85	1,133
01.08.14	MURRAY STATE*	L	64-77	1,850
01.11.14	at Morehead State*	W	76-65	5,011
01.16.14	BELMONT UNIVERSITY*	W	74-63	5,200
01.18.14	JACKSONVILLE STATE*	W	60-56	2,300
01.23.14	at Tennessee State*	W	94-78	478
01.25.14	at Belmont University*	L	81-84	3,182
01.30.14	TENNESSEE-MARTIN*	W	89-66	1,400
02.01.14	SOUTHEAST MISSOURI*	W	79-78	2,300
02.08.14	MOREHEAD STATE*	L	79-86	5,500
02.13.14	at Tennessee Tech*	L	66-72	1,235
02.15.14	at Jacksonville State*	W	86-65	1,608
02.22.14	at Austin Peay*	W	96-75	3,491
02.27.14	TENNESSEE TECH*	W	74-67	2,900
03.01.14	TENNESSEE STATE*	W	70-66	3,100

Home Games In Bold CAPS

* Denotes Ohio Valley Conference Game

TEAM STATISTICS	EKU	OPPONENT
SCORING	1267	1164
Points per game	79.2	72.8
Scoring margin	+6.4	-
FIELD GOALS-ATT	414-828	379-741
Field goal pct	.500	.511
3 POINT FG-ATT	147-359	91-252
3-point FG pct	.409	.361
3-pt FG made per game	9.2	5.7
FREE THROWS-ATT	292-380	315-432
Free throw pct	.768	.729
F-Throws made per game	18.3	19.7
REBOUNDS	392	487
Rebounds per game	24.5	30.4
Rebounding margin	-5.9	-
ASSISTS	229	205
Assists per game	14.3	12.8
TURNOVERS	182	268
Turnovers per game	11.4	16.8
Turnover margin	+5.4	-
Assist/turnover ratio	1.3	0.8
STEALS	121	93
Steals per game	7.6	5.8
BLOCKS	28	55
Blocks per game	1.8	3.4
ATTENDANCE	24550	16553
Home games-Avg/Game	8-3069	8-2069
Neutral site-Avg/Game	-	0-0

Score By Periods	1st	2nd	OT	Total
Eastern Kentucky	585	682	0	1267
Opponents	544	620	0	1164

2014 Australia Summer Trip

In August, the Colonels traveled to the Land Down Under for a four-game summer trip. EKU played in four cities – Sydney, Wollongong, Brisbane and Cairns. NCAA rules allow teams a maximum of 10 days of practice before leaving for a foreign trip.

Eleven players made the trip, including three newcomers. Senior Deverin Muff and junior college transfer Ja'Mill Powell did not play because of injuries.

The trip included a 16-hour flight from Dallas to Brisbane and another 16-hour flight from Sydney to Dallas on the way home.

The Colonels faced the Sydney Kings, the Wollongong Hawks, the Suncoast Clippers and the Cairns Taipans. The Kings, Hawks and Taipans are professional teams playing in Australia's National Basketball League (NBL). The Clippers play in the Queensland Basketball League (QBL).

In the four games combined, Eastern had 29 more steals, committed 37 fewer turnovers and out-scored its opponents by 29 points off turnovers.

GAME 1

In its first game, Eastern Kentucky lost 76-65 to Sydney. The Colonels overcame a 7-point halftime deficit to take a 43-42 lead in the third quarter. However, the Kings rolled off 11 unanswered and never trailed again.

Corey Walden tied for the game-high with 20 points. He also had nine rebounds, six assists and two steals. Jaylen Babb-Harrison scored 16 points while Eric Stutz contributed 11 points and seven rebounds.

Eastern Kentucky shot only 31 percent (22-of-70) from the field. The Colonels made just 2-of-16 from behind the three-point line in the first half (13 percent) and finished 7-for-37 (19 percent) from deep. As it has done for most of the past two seasons, EKU committed fewer turnovers (24-15), but the visitors were out-scored 40-20 in the paint.

GAME 2

EKU overcame an 11-point fourth quarter deficit, but fell to Wollongong, 106-99, in overtime in its second game of the tour.

Babb-Harrison's driving lay-up in the closing seconds tied the score and sent the game to overtime. Wollongong seized control in the extra period by scoring six of the first eight points.

The lead changed hands 26 times in the game and the score was tied 15 times.

Walden finished with 28 points, eight steals, three rebounds and two assists. He made 11-of-21 from the field (52 percent). Timmy Knipp finished with 19 points, four rebounds and three assists. Stutz contributed 11 points, seven assists, seven rebounds and two blocks.

EKU was out-rebounded by 24, but forced 34 turnovers off 19 steals. The Colonels attempted 27 more shots than the Hawks. Despite being out-rebounded, Eastern was only out-scored in the paint by six. The Colonels shot 42 percent from the field, 28 percent from three-point range (11-of-40) and 90 percent at the charity stripe (18-of-20).

GAME 3

A 12-0 run to end the second quarter propelled Eastern Kentucky to a 125-91 victory over Suncoast.

The Colonels never trailed and the game was tied just three times. All nine players that played scored in double figures, eight had at least one rebound and seven dished out at least one assist.

Babb-Harrison led all players with 21 points. Knipp finished with 17 points, six rebounds, four assists, two steals and two blocks. He hit 5-of-9 from the field, including 4-of-8 from behind the three-point line.

Isaac McGlone accounted for six of EKU's points during the big run with a pair of three-pointers. Babb-Harrison's two free throws sent the Colonels to the locker room leading 69-46.

EKU shot 56 percent from the field, including 46 percent from deep. The Colonels made 21-of-46 attempts from behind the arc. More than half of the teams 80 field goal attempts came from three-point land. Eastern committed just 12 turnovers, compared to 24 for Suncoast.

Walden finished the night with 13 points, six assists, five rebounds and three steals. Stutz contributed 14 points, six rebounds, four assists, two steals and two blocks.

Robbie Stenzel (14), McGlone (13), Norl (13), Paul Jackson (10) and Matthews (10) also scored in double figures. Jackson, a freshman, hit 4-of-5 from the field, dished out five assists and grabbed four boards.

GAME 4

Eastern Kentucky lost 77-75 to Cairns in its final game. Knipp led all players with 21 points. Stutz finished with 17 points. Walden contributed 12 points, seven rebounds and five assists.

With the game tied 60-60 early in the fourth quarter, Cairns went on a 7-1 run to build a cushion. After a pair of free throws, the Taipans had a seven-point lead late in the quarter. However, Knipp scored five straight to get the Colonels back within two. Cairns hit two more free throws before Walden took it the length of the floor and laid it in with about four seconds remaining to keep the margin at two. EKU fouled and the Taipans missed both free throws, but a shot for the win at the buzzer missed.

In its first three games in Australia, Eastern had committed an average of 12 fewer turnovers per game than its opponents. In this game both teams finished with 18 turnovers.

Eastern Kentucky scored the first five points of the second quarter to take a 10 point lead, its largest of the game. The Colonels took a 44-38 lead into the locker room at the half.

EKU shot 43 percent from the field and 34 percent from three-point range. The Taipans hit on 45 percent of their shots but were just 3-of-19 from deep for 16 percent.

RECORD:	OVERALL	HOME	AWAY	NEUTRAL
ALL GAMES	1-3	0-0	1-3	0-0
CONFERENCE	0-0	0-0	0-0	0-0
NON-CONFERENCE	1-3	0-0	1-3	0-0

#	Player	gp-gs	min	avg	Total		3-Point		F-Throw		Rebounds				pf	dq	a	to	blk	stl	pts	avg
					fg-fga	fg%	3fg-fga	3fg%	ft-fa	ft%	off	def	tot	avg								
02	WALDEN, Corey	4-4	131	32.8	27-60	.450	3-16	.188	16-20	.800	7	17	24	6.0	12	1	19	9	1	16	73	18.3
22	KNIPP, Timmy	4-4	106	26.5	21-41	.512	10-27	.370	12-17	.706	7	4	11	2.8	13	1	9	6	2	3	64	16.0
11	BABB-HARRISON, J.	4-4	126	31.5	19-53	.358	11-36	.306	7-10	.700	2	19	21	5.3	14	1	5	11	0	3	56	14.0
42	STUTZ, Eric	4-4	105	26.3	20-39	.513	2-6	.333	11-14	.786	8	15	23	5.8	13	1	13	8	7	9	53	13.3
05	MCGLONE, Isaac	4-4	116	29.0	15-36	.417	11-31	.355	0-0	.000	0	4	4	1.0	14	1	12	7	0	3	41	10.3
01	STENZEL, Robbie	4-0	79	19.8	11-29	.379	8-26	.308	3-3	1.000	1	3	4	1.0	11	0	2	3	0	9	33	8.3
13	NORL, Daniel	4-0	64	16.0	6-18	.333	2-7	.286	5-6	.833	5	6	11	2.8	9	0	3	7	0	1	19	4.8
00	JACKSON, Paul	4-0	60	15.0	5-13	.385	1-3	.333	2-3	.667	3	4	7	1.8	10	1	8	1	0	2	13	3.3
04	MATTHEWS, Tommy	4-0	38	9.5	5-8	.625	2-3	.667	0-0	.000	0	0	0	0.0	14	1	0	7	0	4	12	3.0
Team											0	1	1				5					
Total.....		4	825		129-297	.434	50-155	.323	56-73	.767	33	73	106	26.5	110	7	71	64	10	50	364	91.0
Opponents.....		4	825		124-241	.515	24-74	.324	78-122	.639	51	121	172	43.0	75	2	83	101	10	21	350	87.5

Date	Opponent	Score	Att.
08/08/14	at Sydney Kings	L 65-76	500
08/10/14	at Wollongong Hawks	Lot 99-106	300
08/11/14	at Suncoast Clippers	W 125-91	300
08/14/14	at Cairns Taipans	L 75-77	250



O

PAUL JACKSON

Guard • 6-1 • 178 • Freshman

Lithonia, Ga. • Martin Luther King Jr. HS

The Jackson File

*Earned 5A first team all-state honors in Georgia
Led DeKalb County in scoring and assists
Dished out over 700 career assists*

Season and EKU Career Highs

Season		EKU Career
16, vs. Ky. Christian, 11/18/14	Min	16, vs. Ky. Christian, 11/18/14
4, vs. Ky. Christian, 11/18/14	FG	4, vs. Ky. Christian, 11/18/14
5, vs. Ky. Christian, 11/18/14	FGA	5, vs. Ky. Christian, 11/18/14
2, vs. Ky. Christian, 11/18/14	3FG	2, vs. Ky. Christian, 11/18/14
2, vs. Ky. Christian, 11/18/14	3FGA	2, vs. Ky. Christian, 11/18/14
1, vs. UC-Clermont, 11/22/14	FT	1, vs. UC-Clermont, 11/22/14
2, vs. UC-Clermont, 11/22/14	FTA	2, vs. UC-Clermont, 11/22/14
1, vs. UC-Clermont, 11/22/14	OReb	1, vs. UC-Clermont, 11/22/14
1, two times	DReb	1, two times
2, vs. UC-Clermont, 11/22/14	Reb	2, vs. UC-Clermont, 11/22/14
3, vs. Ky. Christian, 11/18/14	Asst	3, vs. Ky. Christian, 11/18/14
none	Blocks	none
3, vs. Ky. Christian, 11/18/14	Steals	3, vs. Ky. Christian, 11/18/14
10, vs. Ky. Christian, 11/18/14	Points	10, vs. Ky. Christian, 11/18/14

Game-by-Game Statistics

Opponent	GS	Min	FG-A	Pct.	3FG-A	Pct.	FT-A	Pct.	Off	Def	Tot	PF	A	TO	Blk	S	Pts
SAVANNAH STATE																	
KY. CHRISTIAN	16	4-5	.800	2-2	1.000	0-1	.000	0	1	1	1	3	1	0	3	10	
CLERMONT COLLEGE	14	1-4	.250	0-1	.000	1-2	.500	1	1	2	3	1	0	0	0	3	
at Southern Utah																	
at BYU																	
VALPARAISO																	
at Kentucky																	
at IUPUI																	
EAST TENNESSEE																	
at Miami (Fla.)																	
at Florida Atlantic																	
at Coppin State																	
SOUTH CAROLINA ST.																	
at Tennessee-Martin																	
at Southeast Mo.																	
EASTERN ILLINOIS																	
SIU EDWARDSVILLE																	
at Jacksonville State																	
at Tennessee Tech																	
at Murray State																	
at Morehead State																	
BELMONT																	
TENNESSEE STATE																	
MOREHEAD STATE																	
at Tennessee State																	
AUSTIN PEAY																	
at Belmont																	
JACKSONVILLE ST.																	
TENNESSEE TECH																	

IMPRESSIVE FIRST GAME

Paul Jackson made his official EKU debut against Kentucky Christian (Nov. 18). He finished with 10 points, three assists and three steals. He made 4-of-5 from the field, including 2-of-2 from behind the arc.

LAND DOWN UNDER

Played in all four games during Eastern Kentucky's summer tour in Australia ... averaged 3.3 points, 2.0 assists and 1.8 rebounds ... shot 38.5 percent from the field, including 33.3 percent (1-for-3) from three-point range ... scored 10 points on 4-of-5 shooting from the field in EKU's win over the Suncoast Clippers (Aug. 11) ... also had five assists, no turnovers and four rebounds against the Clippers.

Paul Jackson's Career Stats

Year	GP-GS	Min/Avg	FG-FGA	Pct	3FG-3FGA	Pct	FT-FTA	Pct	OR-DR	Reb/Avg	PF-FO	Ast	TO	Blk	Stl	Pts/Avg
2014-15	2-0	30/15.0	5-9	.556	2-3	.667	1-3	.333	1-2	3/1.5	4-0	4	1	0	3	13/6.5
TOTAL	2-0	30/15.0	5-9	.556	2-3	.667	1-3	.333	1-2	3/1.5	4-0	4	1	0	3	13/6.5



1

ROBBIE STENZEL

Guard • 6-5 • 195 • Senior
Winchester, Ky. • George Rogers Clark HS

The Stenzel File
2011-12 Colonel Scholar

Season and Career Highs

Season	Career
Min	22, vs. Crowley's Ridge, 2/5/13
FG	5, vs. Crowley's Ridge, 2/5/13
FGA	6, vs. Crowley's Ridge, 2/5/13
3FG	3, vs. Crowley's Ridge, 2/5/13
3FGA	4, vs. Crowley's Ridge, 2/5/13
FT	3, at Belmont, 1/17/13
FTA	3, at Belmont, 1/17/13
OReb	none
DReb	2, vs. Lehigh, 11/20/11
Reb	2, vs. Lehigh, 11/20/11
Asst	3, vs. Crowley's Ridge, 2/5/13
Blocks	none
Steals	3, vs. Crowley's Ridge, 2/5/13
Points	14, vs. Crowley's Ridge, 2/5/13

Game-by-Game Statistics

Opponent	GS	Min	FG-A	Pct.	3FG-A	Pct.	FT-A	Pct.	Off	Def	Tot	PF	A	TO	Blk	S	Pts
SAVANNAH STATE																	
KY. CHRISTIAN																	
CLERMONT COLLEGE																	
at Southern Utah																	
at BYU																	
VALPARAISO																	
at Kentucky																	
at IUPUI																	
EAST TENNESSEE																	
at Miami (Fla.)																	
at Florida Atlantic																	
at Coppin State																	
SOUTH CAROLINA ST.																	
at Tennessee-Martin																	
at Southeast Mo.																	
EASTERN ILLINOIS																	
SIU EDWARDSVILLE																	
at Jacksonville State																	
at Tennessee Tech																	
at Murray State																	
at Morehead State																	
BELMONT																	
TENNESSEE STATE																	
MOREHEAD STATE																	
at Tennessee State																	
AUSTIN PEAY																	
at Belmont																	
JACKSONVILLE ST.																	
TENNESSEE TECH																	

LAND DOWN UNDER

Played in all four games during Eastern Kentucky's summer tour in Australia ... averaged 8.3 points and 2.3 steals per game ... shot 38 percent from the field and 31 percent from three-point range ... had 14 points and two steals in a victory over the Suncoast Clippers (Aug. 11) ... finished with 12 points and three steals against the Wollongong Hawks (Aug. 10).

STENZEL FIRST APPEARANCE

Junior Robbie Stenzel made his first appearance of 2013-14 at IPFW (Dec. 29). Stenzel missed most of preseason practice and nearly the first two months of the season while recovering from an illness. He dressed for the first time against North Carolina A&T (Dec. 18).

CAREER NIGHT FOR STENZEL

Against Crowley's Ridge in 2012-13, sophomore Robbie Stenzel set career-highs for points (14), field goals (5), field goals attempted (6), three-pointers (3), three-point attempts (4), assists (3), steals (3) and minutes (22).

Robbie Stenzel's Career Stats

Year	GP-GS	Min/Avg	FG-FGA	Pct	3FG-3FGA	Pct	FT-FTA	Pct	OR-DR	Reb/Avg	PF-FO	Ast	TO	Blk	Stl	Pts/Avg
2011-12	7-0	21/3.0	1-7	.143	1-6	.167	0-0	.000	0-3	3/0.4	0-0	1	0	0	2	3/0.4
2012-13	18-0	66/3.7	7-18	.389	5-16	.313	5-6	.833	0-7	7/0.4	7-0	10	3	0	5	24/1.3
2013-14	6-0	12/2.0	0-0	.000	0-0	.000	0-0	.000	0-2	2/0.3	1-0	2	1	0	1	0/0.0
2014-15	0-0	0/0.0	0-0	.000	0-0	.000	0-0	.000	0-0	0/0.0	0-0	0	0	0	0	0/0.0
TOTAL	31-0	99/3.2	8-25	.320	6-22	.273	5-6	.833	0-12	12/0.4	8-0	13	4	0	8	27/0.9



2

COREY WALDEN

Guard • 6-2 • 189 • Senior

Daytona Beach, Fla. • Brevard CC

The Walden File

2011 Atlantic Sun Conference All-Freshman Team
2013 OVC All-Newcomer Team, 2014 OVC Tournament MVP, 2014 Lefty Driesell Defensive All-American, 2014-15 Preseason All-OVC

Season and Career Highs

Season	Min	Career
38, vs. Savannah St., 11/14/14	Min	45, at Mercer, 2/10/11
10, at Southern Utah, 11/26/14	FG	10, two times
17, at Southern Utah, 11/26/14	FGA	17, two times
5, at Southern Utah, 11/26/14	3FG	5, at Southern Utah, 11/26/14
6, at Southern Utah, 11/26/14	3FGA	9, at Mercer, 2/10/11
8, two times	FT	13, vs. Southeast Mo., 2/1/14
10, at Southern Utah, 11/26/14	FTA	15, vs. Southeast Mo., 2/1/14
3, vs. UC-Clermont, 11/22/14	OReb	4, vs. USC Upstate, 2/4/11
2, two times	DReb	9, vs. East Tennessee, 2/6/11
5, vs. UC-Clermont, 11/22/14	Reb	10, vs. Tennessee St., 3/1/14
6, vs. Ky. Christian, 11/18/14	Asst	9, vs. USC Upstate, 2/4/11
none	Blocks	1, nine times
8, vs. Savannah St., 11/14/14	Steals	8, vs. Savannah St., 11/14/14
33, at Southern Utah, 11/26/14	Points	33, at Southern Utah, 11/26/14

Game-by-Game Statistics

Opponent	GS	Min	FG-A	Pct.	3FG-A	Pct.	FT-A	Pct.	Off	Def	Tot	PF	A	TO	Blk	S	Pts
SAVANNAH STATE	•	38	6-12	.500	0-5	.000	8-9	.889	0	1	1	2	5	3	0	8	20
KY. CHRISTIAN	•	19	5-7	.714	1-3	.333	0-0	.000	1	0	1	0	6	0	0	3	11
CLERMONT COLLEGE	•	20	7-11	.636	1-3	.333	3-3	1.000	3	2	5	3	3	0	0	2	18
at Southern Utah	•	37	10-17	.588	5-6	.833	8-10	.800	0	2	2	4	3	5	0	2	33
at BYU																	
VALPARAISO																	
at Kentucky																	
at IUPUI																	
EAST TENNESSEE																	
at Miami (Fla.)																	
at Florida Atlantic																	
at Coppin State																	
SOUTH CAROLINA ST.																	
at Tennessee-Martin																	
at Southeast Mo.																	
EASTERN ILLINOIS																	
SIU EDWARDSVILLE																	
at Jacksonville State																	
at Tennessee Tech																	
at Murray State																	
at Morehead State																	
BELMONT																	
TENNESSEE STATE																	
MOREHEAD STATE																	
at Tennessee State																	
AUSTIN PEAY																	
at Belmont																	
JACKSONVILLE ST.																	
TENNESSEE TECH																	

33RD PLAYER TO SCORE 1,000 POINTS

When Corey Walden made a lay-up to give EKU a six-point lead with 4:55 left in the game against Southern Utah, he became the 33rd player to score 1,000 points as a Colonel.

CAREER-HIGH FOR WALDEN

Walden scored a career-high 33 points against Southern Utah (Nov. 26). He also set a new career-best with five three-pointers. He tied his career-high for field goals (10). His previous

Corey Walden's Career Stats (2010-11 season played at Stetson)

Year	GP-GS	Min/Avg	FG-FGA	Pct	3FG-3FGA	Pct	FT-FTA	Pct	OR-DR	Reb/Avg	PF-FO	Ast	TO	Blk	Stl	Pts/Avg
2010-11	24-24	779/32.5	94-213	.441	35-103	.340	66-80	.825	17-63	80/3.3	78-5	78	77	5	56	289/12.0
2012-13	35-20	1019/29.1	142-285	.498	41-114	.360	129-147	.878	28-93	121/3.5	105-5	65	57	4	61	454/13.0
2013-14	34-34	1072/31.5	151-304	.497	39-120	.325	129-155	.832	25-115	140/4.1	121-8	100	69	1	76	470/13.8
2014-15	4-4	114/28.5	28-47	.596	7-17	.412	19-22	.864	4-5	9/2.3	9-0	17	8	0	15	82/20.5
TOTAL	97-82	2984/30.8	415-849	.489	122-354	.345	343-404	.849	74-276	350/3.6	313-18	260	211	10	208	1295/13.4

scoring best was 29 points in the 2014 OVC Tournament championship game.

MOST POINTS BY AN OVC PLAYER

Walden's 33 points against Southern Utah (Nov. 26) are the most by an OVC player this season. It is the 12th best scoring total this year in the NCAA.

AMONG NATION'S LEADERS IN STEALS

Corey Walden is fifth in the country with an average of 3.75 steals per game.

FIRST TO SCORE 30+ SINCE COSEY

Walden's 33 points against Southern Utah (Nov. 26) were the most by a Colonel since Glenn Cosey scored 34 at Eastern Illinois (Jan. 2, 2014).

CLOSING IN ON CAREER STEALS RECORD

Walden needs 72 steals to break the EKU record for career steals (221).

PLAYER OF THE WEEK

Walden was chosen as the OVC Co-Player of the Week on Nov. 17 after beginning the season with 20 points and eight steals in a win over Savannah State (Nov. 14).

CAREER-HIGH FOR STEALS

Walden had a career-high eight steals in the season-opener against Savannah State (Nov. 14). His previous best was six on four different occasions, including against Murray State in the OVC semifinals last season.

PRESEASON ALL-AMERICAN

Walden was chosen as a Lou Henson Preseason All-American by ColleagueInsider.com.

PRESEASON ALL-OVC

Walden was chosen to the 10-member Preseason All-OVC team by coaches and media relations contacts.

LAND DOWN UNDER

Started all four games during Eastern Kentucky's summer tour in Australia ... led the team in scoring (18.3 ppg), rebounding (6.0 rpg), assists (4.8 apg) and steals (4.0 spg) ... shot 45 percent from the field and 80 percent from the free throw line ... had 19 assists and only nine turnovers while playing 32.8 minutes per game ... totaled 16 steals in four games ... had 20 points, nine rebounds, six assists and two steals against the Sydney Kings (Aug. 8) ... finished with 28 points on 11-of-21 shooting from the field, eight steals and three rebounds in an overtime loss to the Wollongong Hawks (Aug. 10) ... had 13 points, six assists, five rebounds and three steals versus the Suncoast Clippers (Aug. 11) ... finished the trip with 12 points, seven rebounds, five assists and three steals against the Cairns Taipans (Aug. 14).

WALDEN DEFENSIVE ALL-AMERICAN

Corey Walden was chosen to the 2013-14 Lefty Driesell Defensive All-America team. He was one of 25 finalists for the Lefty Driesell National Defensive Player of the Year Award.

WALDEN OVC TOURNAMENT MVP

Walden earned OVC All-Tournament and tournament MVP honors. In three OVC Tournament games, Walden averaged 23.3 points, 3.7 steals, 3.7 rebounds and 2.4 assists. He made 66 percent of his shots from the field and 91 percent at the stripe.

BIG GAME AT A BIG TIME

Walden scored a career-high 29 points in the OVC Championship game against Belmont (March 8). He also had seven assists, five rebounds and two steals.

DEFENSIVE PLAYER OF THE YEAR

Walden was chosen as the 2014 OVC Defensive Player of the Year.

WALDEN IN 2013-14 NCAA RANKINGS

Walden finished ranked 16th in the nation with 76 steals and 18th with 2.24 per game.

34 STEALS IN FINAL 12 GAMES


Walden totaled 34 steals in the final 12 games of 2013-14, an average of 2.8 per game.

GRABBING THE BOARDS

Walden grabbed a career-best 10 rebounds against Tennessee State (March 1).

COREY LIGHTS UP MURRAY STATE

Walden made a career-best 10 field goals and scored a season-high 24 points against Murray State (Jan. 8). He made 10-of-15 from the field and 1-of-1 from the line.



3 DENZEL RICHARDSON

Guard • 6-5 • 200 • Junior
Baltimore, Md. • Pensacola State College

The Richardson File
OVC Newcomer of the Week (Nov. 17)

Season and Career Highs

Season	Min	Career
24, vs. UC-Clermont, 11/22/14	FG	24, vs. UC-Clermont, 11/22/14
7, vs. Ky. Christian, 11/18/14	FGA	7, vs. Ky. Christian, 11/18/14
11, vs. Ky. Christian, 11/18/14	3FG	11, vs. Ky. Christian, 11/18/14
2, two times	3FGA	2, two times
5, vs. UC-Clermont, 11/22/14	FT	5, vs. UC-Clermont, 11/22/14
4, vs Savannah St., 11/14/14	FTA	4, vs Savannah St., 11/14/14
6, vs Savannah St., 11/14/14	OReb	6, vs Savannah St., 11/14/14
4, vs Savannah St., 11/14/14	DReb	4, vs Savannah St., 11/14/14
6, vs Savannah St., 11/14/14	Reb	6, vs Savannah St., 11/14/14
10, vs Savannah St., 11/14/14	Asst	10, vs Savannah St., 11/14/14
1, two times	Blocks	1, two times
none	Steals	none
1, two times	Points	1, two times
18, vs. Ky. Christian, 11/18/14		18, vs. Ky. Christian, 11/18/14

Game-by-Game Statistics

Opponent	GS	Min	FG-A	Pct.	3FG-A	Pct.	FT-A	Pct.	Off	Def	Tot	PF	A	TO	Blk	S	Pts
SAVANNAH STATE	19	3-6	.500	1-2	.500	4-6	.667	4	6	10	2	1	4	0	1	11	
KY. CHRISTIAN	23	7-11	.636	2-3	.667	2-2	1.000	1	3	4	4	0	2	0	0	18	
CLERMONT COLLEGE	24	2-8	.250	2-5	.400	1-2	.500	0	4	4	2	1	0	0	1	7	
at Southern Utah	18	0-2	.000	0-1	.000	2-2	1.000	1	1	2	1	0	1	0	0	2	
at BYU																	
VALPARAISO																	
at Kentucky																	
at IUPUI																	
EAST TENNESSEE																	
at Miami (Fla.)																	
at Florida Atlantic																	
at Coppin State																	
SOUTH CAROLINA ST.																	
at Tennessee-Martin																	
at Southeast Mo.																	
EASTERN ILLINOIS																	
SIU EDWARDSVILLE																	
at Jacksonville State																	
at Tennessee Tech																	
at Murray State																	
at Morehead State																	
BELMONT																	
TENNESSEE STATE																	
MOREHEAD STATE																	
at Tennessee State																	
AUSTIN PEAY																	
at Belmont																	
JACKSONVILLE ST.																	
TENNESSEE TECH																	

DOUBLE FIGURES IN FIRST TWO GAMES

Denzel Richardson scored in double figures in each of his first two games as a Colonel. He scored 11 points in his debut before throwing in 18 points against Kentucky Christian (Nov. 18).

NEWCOMER OF THE WEEK

Denzel Richardson was chosen as the OVC Newcomer of the Week on Monday after recording a double-double (11 points, 10 rebounds) in his first game as a Colonel.

DOUBLE-DOUBLE DEBUT

In his first official game as a Colonels, Denzel Richardson recorded a double-double against Savannah State (Nov. 14), finishing with 11 points and 10 rebounds. It was the first double-double by an ECU player since Eric Stutz posted 11 points and 11 rebounds at Belmont on Jan. 25, 2014.

EXHIBITION DEBUT

Newcomer Denzel Richardson made his ECU debut in the team's exhibition game against Urbana. He scored 16 points and grabbed five rebounds in 19 minutes of action off the bench.

Denzel Richardson's ECU Career Stats

Year	GP-GS	Min/Avg	FG-FGA	Pct	3FG-3FGA	Pct	FT-FTA	Pct	OR-DR	Reb/Avg	PF-FO	Ast	TO	Blk	Stl	Pts/Avg
2014-15	4-0	84/21.0	12-27	.444	5-11	.455	9-12	.750	6-14	20/5.0	9-0	2	7	0	2	38/9.5
TOTAL	4-0	84/21.0	12-27	.444	5-11	.455	9-12	.750	6-14	20/5.0	9-0	2	7	0	2	38/9.5



4

TOMMY MATTHEWS

Guard • 6-1 • 180 • Junior

Clinton, Md. • Surratsville HS

The Matthews File

Walk-on during the 2012-13 season

Walk-on during the 2013-14 season

Walk-on during the 2014-15 season

Season and Career Highs

Season	Min	Career
10, two times	Min	10, two times
1, vs. UC-Clermont, 11/22/14	FG	1, two times
3, vs. UC-Clermont, 11/22/14	FGA	3, two times
none	3FG	none
two times	3FGA	1, four times
5, vs. UC-Clermont, 11/22/14	FT	5, vs. UC-Clermont, 11/22/14
6, vs. UC-Clermont, 11/22/14	FTA	6, two times
none	OReb	none
none	DReb	2, vs. Crowley's Ridge, 2/5/13
none	Reb	2, vs. Crowley's Ridge, 2/5/13
1, two times	Asst	1, four times
none	Blocks	none
2, vs. Ky. Christian, 11/18/14	Steals	2, two times
7, vs. UC-Clermont, 11/22/14	Points	7, vs. UC-Clermont, 11/22/14

Game-by-Game Statistics

Opponent	GS	Min	FG-A	Pct.	3FG-A	Pct.	FT-A	Pct.	Off	Def	Tot	PF	A	TO	Blk	S	Pts
SAVANNAH STATE	3	0-0	.000	0-0	.000	0-0	.000	0	0	0	0	1	0	0	0	0	0
KY. CHRISTIAN	10	0-1	.000	0-1	.000	0-0	.000	0	0	0	0	0	1	0	0	2	0
CLERMONT COLLEGE	10	1-3	.333	0-1	.000	5-6	.833	0	0	0	0	0	0	0	0	0	7
at Southern Utah	1	0-0	.000	0-0	.000	0-0	.000	0	0	0	0	0	1	0	0	0	0
at BYU																	
VALPARAISO																	
at Kentucky																	
at IUPUI																	
EAST TENNESSEE																	
at Miami (Fla.)																	
at Florida Atlantic																	
at Coppin State																	
SOUTH CAROLINA ST.																	
at Tennessee-Martin																	
at Southeast Mo.																	
EASTERN ILLINOIS																	
SIU EDWARDSVILLE																	
at Jacksonville State																	
at Tennessee Tech																	
at Murray State																	
at Morehead State																	
BELMONT																	
TENNESSEE STATE																	
MOREHEAD STATE																	
at Tennessee State																	
AUSTIN PEAY																	
at Belmont																	
JACKSONVILLE ST.																	
TENNESSEE TECH																	

CAREER-HIGH FOR MATTHEWS

Tommy Matthews scored a career-best seven points against Cincinnati-Clermont (Nov. 22). He made a career-high five free throws on six attempts.

LAND DOWN UNDER

Played in all four games during Eastern Kentucky's summer tour in Australia ... averaged 8.3 points and 2.3 steals per game ... shot 38 percent from the field and 31 percent from three-point range ... had 14 points and two steals in a victory over the Suncoast Clippers (Aug. 11) ... finished with 12 points and three steals against the Wollongong Hawks (Aug. 10).

MATTHEWS SCORES 1ST CAREER BASKET

Walk-on Tommy Matthews scored his first career basket in a win over Warren Wilson (Nov. 13, 2013). His only career points before that came off two free throws against Cincinnati Christian (Nov. 9, 2012).

Tommy Matthews' Career Stats

Year	GP-GS	Min/Avg	FG-FGA	Pct	3FG-3FGA	Pct	FT-FTA	Pct	OR-DR	Reb/Avg	PF-FO	Ast	TO	Blk	Stl	Pts/Avg
2012-13	4-0	12/3.0	0-4	.000	0-2	.000	2-2	1.000	0-4	4/1.0	1-0	1	0	0	1	2/0.5
2013-14	10-0	20/2.0	1-4	.250	0-1	.000	3-9	.333	0-2	2/0.2	3-0	1	2	0	2	5/0.5
2014-15	4-0	24/6.0	1-4	.250	0-2	.000	5-6	.833	0-0	0/0.0	1-0	3	0	0	2	7/1.8
TOTAL	18-0	56/3.1	2-12	.167	0-5	.000	10-17	.588	0-6	6/0.3	5-0	5	2	0	5	14/0.8



5

ISAAC MCGLONE

Guard • 6-2 • 175 • Sophomore

Lancaster, Ohio • Bloom-Carroll HS

The McGlone File
2013-14 Colonel Scholar

Season and Career Highs

Season	Min	Career
30, vs. Savannah St., 11/14/14	FG	24, vs. Warren Wilson, 11/13/13
3, vs. UC-Clermont, 11/22/14	FGA	3, three times
8, vs. Savannah St., 11/14/14	3FG	5, vs. Warren Wilson, 11/13/13
1, two times	3FGA	3, two times
5, vs. Savannah St., 11/14/14	FT	5, vs. Savannah St., 11/14/14
5, at Southern Utah, 11/26/14	FTA	5, two times
6, at Southern Utah, 11/26/14	OReb	6, two times
2, vs. UC-Clermont, 11/22/14	DReb	2, two times
5, at Southern Utah, 11/26/14	Reb	5, at Southern Utah, 11/26/14
6, vs. UC-Clermont, 11/22/14	Asst	6, vs. UC-Clermont, 11/22/14
7, vs. UC-Clermont, 11/22/14	Blocks	7, vs. UC-Clermont, 11/22/14
1, vs. Ky. Christian, 11/18/14	Steals	1, vs. Ky. Christian, 11/18/14
5, two times	Points	5, two times
7, two times		11, at Tennessee St., 1/23/14

Game-by-Game Statistics

Opponent	GS	Min	FG-A	Pct.	3FG-A	Pct.	FT-A	Pct.	Off	Def	Tot	PF	A	TO	Blk	S	Pts
SAVANNAH STATE	•	30	1-8	.125	1-5	.200	0-0	.000	0	1	1	4	2	0	0	2	3
KY. CHRISTIAN	•	16	2-5	.400	0-2	.000	0-0	.000	0	1	1	1	1	1	1	5	4
CLERMONT COLLEGE	•	22	3-6	.500	1-2	.500	0-1	.000	2	4	6	0	7	0	0	5	7
at Southern Utah	•	29	1-4	.250	0-3	.000	5-6	.833	0	5	5	2	1	3	0	1	7
at BYU																	
VALPARAISO																	
at Kentucky																	
at IUPUI																	
EAST TENNESSEE																	
at Miami (Fla.)																	
at Florida Atlantic																	
at Coppin State																	
SOUTH CAROLINA ST.																	
at Tennessee-Martin																	
at Southeast Mo.																	
EASTERN ILLINOIS																	
SIU EDWARDSVILLE																	
at Jacksonville State																	
at Tennessee Tech																	
at Murray State																	
at Morehead State																	
BELMONT																	
TENNESSEE STATE																	
MOREHEAD STATE																	
at Tennessee State																	
AUSTIN PEAY																	
at Belmont																	
JACKSONVILLE ST.																	
TENNESSEE TECH																	

WARRANT FOR ARREST - THEFT

Isaac McGlone has 11 steals in the past three games. He set career-highs with five steals in two of the contests.

ISAAC IN NCAA STATS

Isaac McGlone is 13th in the nation with an average of 3.25 steals per game..

COMPLETE GAME FOR MCGLONE

Isaac McGlone finished with seven points, seven assists, six rebounds and five steals against Cincinnati-Clermont (Nov. 22).

NEW HIGH FOR ASSISTS

Isaac McGlone set a new career-high with seven assists against Cincinnati-Clermont. The previous best for the Lancaster, Ohio native was five against Warren Wilson (Nov. 13, 2013).

MCGLONE'S CAREER-BEST FOR STEALS

Isaac McGlone swiped a career-best five steals against Kentucky Christian (Nov. 18). He matched that total with five more in the very next game against Cincinnati-Clermont (Nov. 22). His previous high was four against Brescia (Nov. 22, 2013).

LAND DOWN UNDER

Started all four games during Eastern Kentucky's summer tour in Australia ... averaged 10.3 points, 3.0 assists and 1.0 rebounds per game while shooting 42 percent from the field and 36 percent from three-point range ... had 14 points and four assists against the Wollongong Hawks (Aug. 10) ... finished with 13 points, five assists and two steals in a victory over the Suncoast Clippers (Aug. 11).

3-POINT SHOOTING IN OVC GAMES

Isaac McGlone hit 70.6 percent of his three-pointers against OVC teams last season. He made 12-of-17 from deep against league foes.

ISAAC'S 3-POINTER STREAK

Against Tennessee-Martin (Jan. 30) and Southeast Missouri (Feb. 1), Isaac McGlone hit four straight three-pointers.

ISAAC GOES OFF AGAIN

Two games after going 3-for-4 from three-point range, freshman Isaac McGlone was a perfect 3-for-3 from deep against Tennessee-Martin (Jan. 30).

ISAAC FOR THREE, ISAAC FOR THREE ...

Isaac McGlone knocked down a career-best three 3-pointers at Tennessee State (Jan. 23) and finished with a career-high 11 points. He went 3-for-4 from behind the arc and 2-for-2 at the free throw line.

BIG NIGHT FOR THE FRESHMAN

Isaac McGlone's best game of his young career came against Brescia (Nov. 22) when he had 10 points and set season-bests for rebounds (4), and steals (4). He also had three assists in the game.

4-FOR-4

Freshman Isaac McGlone made one three-pointer in each of his first four collegiate games.

DISHING THE ROCK

Isaac McGlone had a career-best five assists against Warren Wilson (Nov. 13, 2013).

FRESHMAN DEBUT

Isaac McGlone saw 19 minutes of action in his first collegiate game against Florida International (Nov. 8, 2013). He finished with five points on 2-of-4 shooting from the field. He made 1-of-3 from three-point range, had two rebounds, an assist and a steal.

Isaac McGlone's Career Stats

Year	GP-GS	Min/Avg	FG-FGA	Pct	3FG-3FGA	Pct	FT-FTA	Pct	OR-DR	Reb/Avg	PF-FO	Ast	TO	Blk	Stl	Pts/Avg
2013-14	33-0	351/10.6	27-53	.509	18-40	.450	16-23	.696	2-17	19/0.6	34-0	18	8	0	21	88/2.7
2014-15	4-4	97/24.3	7-23	.304	2-12	.167	5-7	.714	2-11	13/3.3	7-0	11	4	1	13	21/5.3
TOTAL	37-4	448/12.1	34-76	.447	20-52	.385	21-30	.700	4-28	32/0.9	41-0	29	12	1	34	109/2.9



11 JAYLEN BABB-HARRISON

Guard • 6-4 • 187 • R-Sophomore
Ajax, Ontario • J. Clarke Richardson HS

The Babb-Harrison File
Redshirted during the 2013-14 season

Season and Career Highs

Season	Min	Career
21, vs. UC-Clermont, 11/22/14	FG	21, vs. UC-Clermont, 11/22/14
10, vs. Ky. Christian, 11/18/14	FGA	10, vs. Ky. Christian, 11/18/14
16, vs. Ky. Christian, 11/18/14	3FG	16, vs. Ky. Christian, 11/18/14
6, vs. Ky. Christian, 11/18/14	3FGA	6, vs. Ky. Christian, 11/18/14
7, two times	FT	7, two times
5, vs. UC-Clermont, 11/22/14	FTA	5, vs. UC-Clermont, 11/22/14
6, vs. UC-Clermont, 11/22/14	OReb	6, vs. UC-Clermont, 11/22/14
4, vs. Ky. Christian, 11/18/14	DReb	4, vs. Ky. Christian, 11/18/14
3, three times	Reb	3, three times
7, vs. Ky. Christian, 11/18/14	Asst	7, vs. Ky. Christian, 11/18/14
3, at Southern Utah, 11/26/14	Blocks	3, at Southern Utah, 11/26/14
none	Steals	none
6, vs. UC-Clermont, 11/22/14	Points	6, vs. UC-Clermont, 11/22/14
28, vs. Ky. Christian, 11/18/14		28, vs. Ky. Christian, 11/18/14

Game-by-Game Statistics

Opponent	GS	Min	FG-A	Pct.	3FG-A	Pct.	FT-A	Pct.	Off	Def	Tot	PF	A	TO	Blk	S	Pts
SAVANNAH STATE	10	1-5	.200	0-2	.000	0-0	.000	0	0	0	2	1	2	0	1	2	
KY. CHRISTIAN	18	10-16	.625	6-7	.857	2-2	1.000	4	3	7	2	1	1	0	2	28	
CLERMONT COLLEGE	21	7-12	.583	3-7	.429	5-6	.833	1	3	4	2	2	1	0	6	22	
at Southern Utah	12	2-6	.333	0-4	.000	1-1	1.000	1	3	4	0	3	0	0	0	5	
at BYU																	
VALPARAISO																	
at Kentucky																	
at IUPUI																	
EAST TENNESSEE																	
at Miami (Fla.)																	
at Florida Atlantic																	
at Coppin State																	
SOUTH CAROLINA ST.																	
at Tennessee-Martin																	
at Southeast Mo.																	
EASTERN ILLINOIS																	
SIU EDWARDSVILLE																	
at Jacksonville State																	
at Tennessee Tech																	
at Murray State																	
at Morehead State																	
BELMONT																	
TENNESSEE STATE																	
MOREHEAD STATE																	
at Tennessee State																	
AUSTIN PEAY																	
at Belmont																	
JACKSONVILLE ST.																	
TENNESSEE TECH																	

CAREER-MOST FOR STEALS

Jaylen Babb-Harrison's six steals against Cincinnati-Clermont set a new career-high for the redshirt sophomore. His previous best was two.

CAREER GAME FOR JAYLEN

Jaylen Babb-Harrison set career highs for points (28), rebounds (7), three-pointers (6), field goals (10) and field goals attempted (18) against Kentucky Christian (Nov. 18). The redshirt sophomore went 6-for-7 from three-point range.

MORE POINTS IN ONE GAME THAN ENTIRE CAREER

Jaylen Babb-Harrison's 28 points against Kentucky Christian (Nov. 18) was six points more than he had scored in his entire 10-game career (22) before facing the Knights.

EXHIBITION GAME

Jaylen Babb-Harrison made 6-of-11 shots from the field, including 3-of-6 from three-point range, to finish with 15 points in Eastern's exhibition victory over Urbana.

LAND DOWN UNDER

Started all four games during Eastern Kentucky's summer tour in Australia ... third on the team in scoring (14 ppg) and third in rebounding (5.3 rpg) ... shot 36 percent from the field and 31 percent from three-point range ... scored a game-best 21 points against the Suncoast Clippers (Aug. 11) ... had 13 points, six rebounds, four assists and two steals against the Wollongong Hawks (Aug. 10).

RED SHIRT COMES OFF

Jaylen Babb-Harrison redshirted during the 2013-14 season after playing in only nine games as a freshman in 2012-13.

Jaylen Babb-Harrison's Career Stats

Year	GP-GS	Min/Avg	FG-FGA	Pct	3FG-3FGA	Pct	FT-FTA	Pct	OR-DR	Reb/Avg	PF-FO	Ast	TO	Blk	Stl	Pts/Avg
2012-13	9-0	22/2.4	7-19	.368	2-7	.286	4-4	1.000	3-4	7/0.8	3-0	2	5	0	3	20/2.2
2013-14	4-0	61/15.3	20-39	.513	9-20	.450	8-9	.889	6-9	15/3.8	6-0	7	4	0	9	57/14.3
TOTAL	13-0	83/6.4	27-58	.466	11-27	.407	12-13	.923	9-13	22/1.7	9-0	9	9	0	12	77/5.9



13 **DANIEL NORL**
Guard • 6-2 • 185 • Freshman
Clarksville, Tenn. • Kenwood HS

The Norl File
Finalist for Tennessee Class AAA Mr. Basketball
Earned all-state honors as a senior

Season and ECU Career Highs

Season	Min	EKU Career
21, vs. Ky. Christian, 11/18/14	Min	21, vs. Ky. Christian, 11/18/14
3, vs. UC-Clermont, 11/22/14	FG	3, vs. UC-Clermont, 11/22/14
5, vs. UC-Clermont, 11/22/14	FGA	5, vs. UC-Clermont, 11/22/14
none	3FG	none
2, vs. Savannah St., 11/14/14	3FGA	2, vs. Savannah St., 11/14/14
2, vs. UC-Clermont, 11/22/14	FT	2, vs. UC-Clermont, 11/22/14
2, vs. UC-Clermont, 11/22/14	FTA	2, vs. UC-Clermont, 11/22/14
2, vs. UC-Clermont, 11/22/14	OReb	2, vs. UC-Clermont, 11/22/14
2, vs. UC-Clermont, 11/22/14	DReb	2, vs. UC-Clermont, 11/22/14
4, vs. UC-Clermont, 11/22/14	Reb	4, vs. UC-Clermont, 11/22/14
5, vs. Ky. Christian, 11/18/14	Asst	5, vs. Ky. Christian, 11/18/14
none	Blocks	none
two times	Steals	two times
8, vs. UC-Clermont, 11/22/14	Points	8, vs. UC-Clermont, 11/22/14

Game-by-Game Statistics

Opponent	GS	Min	FG-A	Pct.	3FG-A	Pct.	FT-A	Pct.	Off	Def	Tot	PF	A	TO	Blk	S	Pts
SAVANNAH STATE	4	0-3	.000	0-2	.000	0-0	.000	0	0	0	1	0	0	0	0	0	0
KY. CHRISTIAN	21	2-4	.500	0-0	.000	0-0	.000	1	1	2	1	5	0	0	1	4	
CLERMONT COLLEGE	19	3-5	.600	0-1	.000	2-2	1.000	2	2	4	1	2	1	0	1	8	
at Southern Utah	4	0-3	.000	0-1	.000	0-0	.000	0	0	0	0	0	0	0	0	0	
at BYU																	
VALPARAISO																	
at Kentucky																	
at IUPUI																	
EAST TENNESSEE																	
at Miami (Fla.)																	
at Florida Atlantic																	
at Coppin State																	
SOUTH CAROLINA ST.																	
at Tennessee-Martin																	
at Southeast Mo.																	
EASTERN ILLINOIS																	
SIU EDWARDSVILLE																	
at Jacksonville State																	
at Tennessee Tech																	
at Murray State																	
at Morehead State																	
BELMONT																	
TENNESSEE STATE																	
MOREHEAD STATE																	
at Tennessee State																	
AUSTIN PEAY																	
at Belmont																	
JACKSONVILLE ST.																	
TENNESSEE TECH																	

NORL SCORES EIGHT

Freshman Daniel Norl scored a career-best eight points against Cincinnati-Clermont (Nov. 22). He hit 3-of-5 from the field, both free throw attempts, grabbed four rebounds, dished out two assists and had a steal.

FIRST CAREER POINTS

Freshman Daniel Norl scored his first collegiate points on a jumper with 9:20 left in the first half of Eastern's game against Kentucky Christian (Nov. 18). He finished with four points and five assists.

EXHIBITION ASSISTANCE

Freshman Daniel Norl didn't score, but he dished out three assists in seven minutes of action during Eastern Kentucky's exhibition victory over Urbana.

LAND DOWN UNDER

Played in all four games during Eastern Kentucky's summer tour in Australia ... averaged 4.8 points and 2.8 rebounds ... shot 33.3 percent from the field and made 5-of-6 (83.3 percent) of his shots at the free throw line... scored 13 points on 5-of-8 shooting from the field in ECU's win over the Suncoast Clippers (Aug. 11) ... also had six rebounds against the Clippers.

Daniel Norl's Career Stats

Year	GP-GS	Min/Avg	FG-FGA	Pct	3FG-3FGA	Pct	FT-FTA	Pct	OR-DR	Reb/Avg	PF-FO	Ast	TO	Blk	Stl	Pts/Avg
2014-15	4-0	48/12.0	5-15	.333	0-4	.000	2-2	1.000	3-3	6/1.5	3-0	7	1	0	2	12/3.0
TOTAL	4-0	48/12.0	5-15	.333	0-4	.000	2-2	1.000	3-3	6/1.5	3-0	7	1	0	2	12/3.0



22

TIMMY KNIPP

Guard • 6-7 • 205 • Senior

Olive Hill, Ky. • Elliott County HS

The Knipp File

2011 Kentucky Gatorade High School Player of the Year
2012-13 Colonel Scholar

Season and Career Highs

Season	Min	Career
26, vs. UC-Clermont, 11/22/14	FG	27, at Winthrop, 11/12/11
5, vs. Ky. Christian, 11/18/14	FGA	8, vs. Warren Wilson, 11/13/13
8, two times	FGA	10, two times
3, at Southern Utah, 11/26/14	3FG	4, two times
6, vs. UC-Clermont, 11/22/14	3FGA	8, at Austin Peay, 1/12/12
2, two times	FT	4, at Jacksonville St., 2/15/14
2, two times	FTA	4, at Jacksonville St., 2/15/14
3, vs. Savannah St., 11/14/14	OReb	3, three times
8, vs. Ky. Christian, 11/18/14	DReb	8, vs. Ky. Christian, 11/18/14
8, vs. Ky. Christian, 11/18/14	Reb	8, vs. Ky. Christian, 11/18/14
4, vs. UC-Clermont, 11/22/14	Asst	4, two times
1, two times	Blocks	3, two times
2, vs. Ky. Christian, 11/18/14	Steals	3, vs. Warren Wilson, 11/13/13
13, at Southern Utah, 11/26/14	Points	20, vs. Warren Wilson, 11/13/13

Game-by-Game Statistics

Opponent	GS	Min	FG-A	Pct.	3FG-A	Pct.	FT-A	Pct.	Off	Def	Tot	PF	A	TO	Blk	S	Pts
SAVANNAH STATE	•	21	2-6	.333	0-2	.000	2-2	1.000	3	1	4	0	2	0	0	1	6
KY. CHRISTIAN	•	22	5-8	.625	2-5	.400	0-0	.000	0	8	8	2	3	1	1	2	12
CLERMONT COLLEGE	•	26	1-7	.143	1-6	.167	0-0	.000	1	4	5	0	4	0	1	0	3
at Southern Utah	•	25	4-8	.500	3-5	.600	2-2	1.000	1	5	6	4	3	0	0	1	13
at BYU																	
VALPARAISO																	
at Kentucky																	
at IUPUI																	
EAST TENNESSEE																	
at Miami (Fla.)																	
at Florida Atlantic																	
at Coppin State																	
SOUTH CAROLINA ST.																	
at Tennessee-Martin																	
at Southeast Mo.																	
EASTERN ILLINOIS																	
SIU EDWARDSVILLE																	
at Jacksonville State																	
at Tennessee Tech																	
at Murray State																	
at Morehead State																	
BELMONT																	
TENNESSEE STATE																	
MOREHEAD STATE																	
at Tennessee State																	
AUSTIN PEAY																	
at Belmont																	
JACKSONVILLE ST.																	
TENNESSEE TECH																	

KNIPP LIGHTS IT UP IN SECOND HALF

Timmy Knipp was 0-for-1 from the field, had no points and only one rebound in the first half against Southern Utah (Nov. 26). In the second half, he made 4-of-7 from the field, including 3-of-5 from behind the arc, scored 13 points, grabbed five rebounds and had three assists. Two of his three pointers came during a 12-0 run that turned a 42-34 deficit into a 46-42 lead.

KNIPP IN THE NCAA STATS

Timmy Knipp is fifth in the nation with an assist-to-turnover ratio of 12.0.

KNIPP SETS REBOUNDING HIGH

Timmy Knipp set a new career high with eight rebounds against Kentucky Christian (Nov. 18). His previous best was seven boards against Austin Peay (Jan. 12, 2012).

LAND DOWN UNDER

Started all four games during Eastern Kentucky's summer tour in Australia ... second on the team in scoring (16 ppg) ... shot 51 percent from the field and 37 percent from three-point range ... had nine assists and only six turnovers ... made 4-of-7 from behind the arc and scored a game-high 21 points against the Cairns Taipans (Aug. 14) ... had 17 points, six rebounds, four assists, two blocks and two steals in a victory over the Suncoast Clippers (Aug. 11) ... scored 19 points against the Wollongong Hawks (Aug. 10).

KNIPP SETS FREE THROW HIGHS

Timmy Knipp set new career highs for free throws (4) and free throws attempted (4) in ECU's win at Jacksonville State (Feb. 15, 2014).

KNIPP WITH THE BLOCK

Timmy Knipp tied his career-high with three blocks against Brescia (Nov. 22, 2013).

KNIPP EXPLOITS THE OWLS

In 22 minutes on the court against Warren Wilson (Nov. 13, 2013), Timmy Knipp set career-highs for points (20), field goals (8), assists (4) and steals (3). He tied his career-best for field goals attempted (10) and three-pointers (4).

Timmy Knipp's Career Stats

Year	GP-GS	Min/Avg	FG-FGA	Pct	3FG-3FGA	Pct	FT-FTA	Pct	OR-DR	Reb/Avg	PF-FO	Ast	TO	Blk	Stl	Pts/Avg
2011-12	31-4	353/11.4	35-101	.347	28-88	.318	5-9	.556	16-28	44/1.4	58-3	14	13	10	7	103/3.3
2012-13	22-1	243/11.0	29-69	.420	18-54	.333	8-12	.667	8-26	34/1.5	29-0	10	11	9	6	84/3.8
2013-14	31-4	325/10.5	35-77	.455	19-50	.380	19-26	.731	11-21	32/1.0	45-0	8	19	14	10	108/3.5
2014-15	4-4	94/23.5	12-29	.414	6-18	.333	4-4	1.000	5-18	23/5.8	6-0	12	1	2	4	34/8.5
TOTAL	88-13	1015/11.5	111-276	.402	71-210	.338	36-51	.706	40-93	133/1.5	138-3	44	44	35	27	329/3.7



23 **JONATHAN HOOD**
 Guard • 6-4 • 206 • Junior
 Durham, N.C. • Santa Fe College

The Hood File
Body of Christ Christian Academy class of 2012 valedictorian

COLONEL DEBUT

Colonel fans got their first look at newcomer Jonathan Hood in Eastern's exhibition victory over Urbana. The junior made 3-of-4 shots from the field, including all three 3-point attempts, knocked down both free throw attempts and finished with 11 points in 16 minutes of play off the bench.

Season and Career Highs

Season	Min	Career
8, vs. Savannah St., 11/14/14	8, vs. Savannah St., 11/14/14	8, vs. Savannah St., 11/14/14
2, two times	2, two times	2, two times
5, at Southern Utah, 11/26/14	5, at Southern Utah, 11/26/14	5, at Southern Utah, 11/26/14
1, vs. Savannah St., 11/14/14	1, vs. Savannah St., 11/14/14	1, vs. Savannah St., 11/14/14
1, vs. Savannah St., 11/14/14	1, vs. Savannah St., 11/14/14	1, vs. Savannah St., 11/14/14
none	none	none
none	none	none
1, vs. Savannah St., 11/14/14	1, vs. Savannah St., 11/14/14	1, vs. Savannah St., 11/14/14
1, at Southern Utah, 11/26/14	1, at Southern Utah, 11/26/14	1, at Southern Utah, 11/26/14
1, two times	1, two times	1, two times
none	none	none
none	none	none
2, at Southern Utah, 11/26/14	2, at Southern Utah, 11/26/14	2, at Southern Utah, 11/26/14
6, at Southern Utah, 11/26/14	6, at Southern Utah, 11/26/14	6, at Southern Utah, 11/26/14

Game-by-Game Statistics

Opponent	GS	Min	FG-A	Pct.	3FG-A	Pct.	FT-A	Pct.	Off	Def	Tot	PF	A	TO	Blk	S	Pts	
SAVANNAH STATE	8	2-2	1.000	1-1	1.000	0-0	.000	1	0	1	1	0	0	0	1	5		
KY. CHRISTIAN		Did Not Play																
CLERMONT COLLEGE		Did Not Play																
at Southern Utah	6	2-5	.400	2-5	.400	0-0	.000	0	1	1	1	0	1	0	2	6		
at BYU																		
VALPARAISO																		
at Kentucky																		
at IUPUI																		
EAST TENNESSEE																		
at Miami (Fla.)																		
at Florida Atlantic																		
at Coppin State																		
SOUTH CAROLINA ST.																		
at Tennessee-Martin																		
at Southeast Mo.																		
EASTERN ILLINOIS																		
SIU EDWARDSVILLE																		
at Jacksonville State																		
at Tennessee Tech																		
at Murray State																		
at Morehead State																		
BELMONT																		
TENNESSEE STATE																		
MOREHEAD STATE																		
at Tennessee State																		
AUSTIN PEAY																		
at Belmont																		
JACKSONVILLE ST.																		
TENNESSEE TECH																		

Jonathan Hood's EKU Career Stats

Year	GP-GS	Min/Avg	FG-FGA	Pct	3FG-3FGA	Pct	FT-FTA	Pct	OR-DR	Reb/Avg	PF-FO	Ast	TO	Blk	Stl	Pts/Avg
2014-15	2-0	25/12.5	4-7	.571	3-6	.500	0-0	.000	1-1	2/1.0	2-0	0	1	0	3	11/5.5
TOTAL	2-0	25/12.5	4-7	.571	3-6	.500	0-0	.000	1-1	2/1.0	2-0	0	1	0	3	11/5.5



32 **JA'MILL POWELL**
Guard • 6-7 • 180 • Junior
 Bridgeport, Conn. • Northeastern Okla. A&M

The Powell File

Season and Career Highs

Season	Min	Career
27, vs. Savannah St., 11/14/14	FG	27, vs. Savannah St., 11/14/14
6, vs. UC-Clermont, 11/22/14	FGA	6, vs. UC-Clermont, 11/22/14
12, two times	3FG	12, two times
2, three times	3FGA	2, three times
8, vs. UC-Clermont, 11/22/14	FT	8, vs. UC-Clermont, 11/22/14
4, vs. Ky. Christian, 11/18/14	FTA	4, vs. Ky. Christian, 11/18/14
6, vs. Ky. Christian, 11/18/14	OReb	6, vs. Ky. Christian, 11/18/14
2, vs. Savannah St., 11/14/14	DReb	2, vs. Savannah St., 11/14/14
1, three times	Reb	1, three times
3, vs. Savannah St., 11/14/14	Asst	3, vs. Savannah St., 11/14/14
2, vs. Ky. Christian, 11/18/14	Blocks	2, vs. Ky. Christian, 11/18/14
2, vs. Savannah St., 11/14/14	Steals	2, vs. Savannah St., 11/14/14
2, vs. Ky. Christian, 11/18/14	Points	2, vs. Ky. Christian, 11/18/14
17, vs. UC-Clermont, 11/22/14		17, vs. UC-Clermont, 11/22/14

Game-by-Game Statistics

Opponent	GS	Min	FG-A	Pct.	3FG-A	Pct.	FT-A	Pct.	Off	Def	Tot	PF	A	TO	Blk	S	Pts
SAVANNAH STATE	•	27	5-12	.417	2-6	.333	2-2	1.000	2	1	3	2	1	2	2	0	14
KY. CHRISTIAN	•	20	2-6	.333	2-4	.500	4-6	.667	1	0	1	2	2	2	1	2	10
CLERMONT COLLEGE	•	24	6-12	.500	2-8	.250	3-4	.750	1	1	2	4	1	0	0	1	17
at Southern Utah	•	19	1-7	.143	0-3	.000	1-2	.500	1	1	2	5	0	0	0	0	3
at BYU																	
VALPARAISO																	
at Kentucky																	
at IUPUI																	
EAST TENNESSEE																	
at Miami (Fla.)																	
at Florida Atlantic																	
at Coppin State																	
SOUTH CAROLINA ST.																	
at Tennessee-Martin																	
at Southeast Mo.																	
EASTERN ILLINOIS																	
SIU EDWARDSVILLE																	
at Jacksonville State																	
at Tennessee Tech																	
at Murray State																	
at Morehead State																	
BELMONT																	
TENNESSEE STATE																	
MOREHEAD STATE																	
at Tennessee State																	
AUSTIN PEAY																	
at Belmont																	
JACKSONVILLE ST.																	
TENNESSEE TECH																	

17 FOR THE NEWCOMER

Ja'Mill Powell scored a career-high 17 points, on 6-of-12 shooting, against Cincinnati-Clermont (Nov. 22).

POWELL SHOWS SCORING HAND IN DEBUT

Ja'Mill Powell finished with 14 points, three rebounds and two blocks in his first official game as a Colonel against Savannah State (Nov. 14).

POWELL STARTS EXHIBITION GAME

Ja'Mill Powell started EKU's exhibition game victory over Urbana. He finished with seven points, two rebounds, one assist and one steal.

LAND DOWN UNDER

Traveled with the team during Eastern Kentucky's summer tour in Australia but did not play in any games due to an injury.

Ja'Mill Powell's EKU Career Stats

Year	GP-GS	Min/Avg	FG-FGA	Pct	3FG-3FGA	Pct	FT-FTA	Pct	OR-DR	Reb/Avg	PF-FO	Ast	TO	Blk	Stl	Pts/Avg
2014-15	4-4	90/22.5	14-37	.378	6-21	.286	10-14	.714	5-3	8/2.0	13-1	4	4	3	3	44/11.0
TOTAL	4-4	90/22.5	14-37	.378	6-21	.286	10-14	.714	5-3	8/2.0	13-1	4	4	3	3	44/11.0



33

DEVERIN MUFF

Forward • 6-8 • Senior

Strongsville, Ohio • Strongsville HS

The Muff File

Redshirted in 2011-12 - 2012 Comfort Suites All-Invitational Second Team - 2013 Athletes In Action New Zealand Tour - 2013-14 OVC Commissioner's Honor Roll ... 2013-14 Colonel Scholar

Season and Career Highs

Season	Min	Career
16, vs. Ky. Christian, 11/18/14	FG	24, vs. Towson, 11/17/12
2, vs. Ky. Christian, 11/18/14	FGA	5, two times
2, vs. Ky. Christian, 11/18/14	3FG	7, vs. Kennesaw St., 11/16/12
none	3FGA	none
none	FT	4, two times
1, vs. Ky. Christian, 11/18/14	FTA	6, vs. UTPA, 11/13/10
2, vs. Ky. Christian, 11/18/14	OReb	4, two times
2, two times	DReb	2, seven times
2, vs. Ky. Christian, 11/18/14	Reb	6, vs. Radford, 11/18/12
4, vs. Ky. Christian, 11/18/14	Asst	2, vs. Towson, 11/17/12
1, two times	Blocks	3, vs. Cin. Christian, 11/23/10
none	Steals	2, vs. Brescia, 11/22/13
1, at Southern Utah, 11/26/14	Points	10, two times
5, vs. Ky. Christian, 11/18/14		

MUFF RETURNS IN EXHIBITION GAME

Deverin Muff scored four points and grabbed three rebounds in 13 minutes of action against Urbana in Eastern's exhibition game victory.

LAND DOWN UNDER

Traveled with the team during Eastern Kentucky's summer tour in Australia but did not play in any games due to an injury.

MUFF RECOGNIZED FOR "GOOD WORKS"

Deverin Muff was one of 117 nominees from across all levels of college basketball for the NABC Allstate Good Works team in 2013-14.

NEW CAREER-HIGH FOR STEALS


Deverin Muff set a new career-high with two steals against Brescia (Nov. 22, 2013).

Game-by-Game Statistics

Opponent	GS	Min	FG-A	Pct.	3FG-A	Pct.	FT-A	Pct.	Off	Def	Tot	PF	A	TO	Blk	S	Pts
SAVANNAH STATE	10	1-1	1.000	0-0	.000	0-0	.000	1	1	2	2	0	0	0	0	2	
KY. CHRISTIAN	16	2-2	1.000	0-0	.000	1-2	.500	2	2	4	1	1	0	0	0	5	
CLERMONT COLLEGE		Did Not Play															
at Southern Utah	5	0-0	.000	0-0	.000	0-0	.000	2	0	2	1	1	0	0	1	0	
at BYU																	
VALPARAISO																	
at Kentucky																	
at IUPUI																	
EAST TENNESSEE																	
at Miami (Fla.)																	
at Florida Atlantic																	
at Coppin State																	
SOUTH CAROLINA ST.																	
at Tennessee-Martin																	
at Southeast Mo.																	
EASTERN ILLINOIS																	
SIU EDWARDSVILLE																	
at Jacksonville State																	
at Tennessee Tech																	
at Murray State																	
at Morehead State																	
BELMONT																	
TENNESSEE STATE																	
MOREHEAD STATE																	
at Tennessee State																	
AUSTIN PEAY																	
at Belmont																	
JACKSONVILLE ST.																	
TENNESSEE TECH																	

Deverin Muff's Career Stats

Year	GP-GS	Min/Avg	FG-FGA	Pct	3FG-3FGA	Pct	FT-FTA	Pct	OR-DR	Reb/Avg	PF-FO	Ast	TO	Blk	Stl	Pts/Avg	
2010-11	14-0	70/5.0	4-14	.286	0-0	.000	10-15	.667	7-4	11/0.8	11-0	1	9	6	3	18/1.3	
2011-12		Did Not Play															
2012-13	32-21	279/8.7	35-63	.556	0-0	.000	15-22	.682	28-17	45/1.4	36-0	8	14	9	6	85/2.7	
2013-14	29-0	110/3.8	6-10	.600	0-0	.000	6-18	.333	6-9	15/0.5	28-1	0	7	5	4	18/0.6	
2014-15	3-0	31/10.3	3-3	1.000	0-0	.000	1-2	.500	5-3	8/2.7	4-0	2	0	0	1	7/2.3	
TOTAL	78-21	490/6.3	48-90	.533	0-0	.000	32-57	.561	46-33	79/1.0	79-1	11	30	20	14	128/1.6	



42

ERIC STUTZ

Forward • 6-8 • 225 • Senior

Newburgh, Ind. • Castle HS

The Stutz File

- 2011-12 two-time Ohio Valley Conference Freshman of the Week
- 2013-14 third best shooting percentage in EKU history
- 2014-15 Fourth Team Preseason All-OVC (CollegeSportsMadness.com)

Season and Career Highs

Season	Min	Career
33, at Southern Utah, 11/26/14	FG	40, at VCU, 12/5/13
10, vs. UC-Clermont, 11/22/14	FGA	10, vs. UC-Clermont, 11/22/14
10, vs. UC-Clermont, 11/22/14	FGA	14, vs. Brescia, 12/3/11
1, two times	3FG	1, eight times
2, at Southern Utah, 11/26/14	3FGA	2, two times
5, vs. Savannah St., 11/14/14	FT	9, vs. Southeast Mo., 3/7/13
6, vs. Savannah St., 11/14/14	FTA	11, vs. Southeast Mo., 3/7/13
3, two times	OReb	6, at Belmont, 1/25/14
8, at Southern Utah, 11/26/14	DReb	9, vs. Alabama A&M, 11/19/13
11, at Southern Utah, 11/26/14	Reb	12, at Murray St., 1/4/12
3, two times	Asst	7, at Jacksonville St., 2/15/14
2, vs. UC-Clermont, 11/22/14	Blocks	7, at Southeast Mo., 2/2/13
3, vs. Savannah St., 11/14/14	Steals	7, vs. Crowley's Ridge, 2/5/13
23, vs. UC-Clermont, 11/22/14	Points	23, vs. UC-Clermont, 11/22/14

Game-by-Game Statistics

Opponent	GS	Min	FG-A	Pct.	3FG-A	Pct.	FT-A	Pct.	Off	Def	Tot	PF	A	TO	Blk	S	Pts
SAVANNAH STATE	•	30	4-8	.500	0-1	.000	5-6	.833	2	4	6	2	1	3	1	3	13
KY. CHRISTIAN	•	19	5-7	.714	1-1	1.000	2-2	1.000	3	3	6	0	3	1	0	0	13
CLERMONT COLLEGE	•	20	10-10	1.000	1-1	1.000	2-2	1.000	2	4	6	2	3	1	2	0	23
at Southern Utah	•	33	2-9	.222	0-2	.000	0-0	.000	3	8	11	1	0	1	0	1	4
at BYU																	
VALPARAISO																	
at Kentucky																	
at IUPUI																	
EAST TENNESSEE																	
at Miami (Fla.)																	
at Florida Atlantic																	
at Coppin State																	
SOUTH CAROLINA ST.																	
at Tennessee-Martin																	
at Southeast Mo.																	
EASTERN ILLINOIS																	
SIU EDWARDSVILLE																	
at Jacksonville State																	
at Tennessee Tech																	
at Murray State																	
at Morehead State																	
BELMONT																	
TENNESSEE STATE																	
MOREHEAD STATE																	
at Tennessee State																	
AUSTIN PEAY																	
at Belmont																	
JACKSONVILLE ST.																	
TENNESSEE TECH																	

GRABBING THE BOARDS

Eric Stutz pulled down 11 rebounds against Southern Utah (Nov. 26), one short of tying his career-best.

CAREER MILESTONES

Eric Stutz needs 108 points and five rebounds to become the 13th player in program history to score 1,000 points and grab 500 rebounds.

PERFECT NIGHT FOR THE SENIOR

Eric Stutz was perfect from the field (10-for-10), the three-point line (1-for-1) and the free throw line (2-for-2) on his way to scoring a career-best 23 points against Cincinnati-Clermont (Nov. 22). He also had six rebounds, three assists and two blocks. Stutz previous career-high of 22 points happened twice – versus Brescia on Dec. 3, 2011 and against Southeast Missouri in the quarterfinals of the OVC Tournament on March 7, 2013.

CHARGE TAKER

Eric Stutz has taken eight charges this season, two in each of EKU's four games.

LAND DOWN UNDER

Started all four games during Eastern Kentucky's summer tour in Australia ... averaged 13.3 points, 5.8 rebounds, 3.3 assists, 2.3 steals and 1.8 blocks per game ... shot 51 percent from the field and 79 percent from the free throw line ... made 2-of-6 attempts from three-point range ... had 13 assists and only eight turnovers ... scored in double figures in all four games ... finished with 11 points, seven rebounds, seven assists and two blocks against the Wollongong Hawks (Aug. 10) ... had 14 points, six rebounds, four steals, three assists and two blocks in a win over the Suncoast Clippers (Aug. 11).

3RD BEST SHOOTING PERCENTAGE EVER

Eric Stutz made 65.1 percent (110-of-169) of his shots from the field in 2013-14. That percentage is the third best in EKU history. Tyrone Howard (1986-87) owns the record of 67.8 percent and Alonzo Hird (2004-05) is second at 65.7 percent.

THIRD IN OVC IN SHOOTING

Eric Stutz ranked third in the Ohio Valley Conference in 2013-14 in shooting (65.1 percent).

FIRST THREE-POINTER OF THE SEASON

Eric Stutz hit his first and only three-pointer of the 2013-14 season against No. 2 seed Kansas in the NCAA Tournament. His trey at the 18:49 mark of the second half brought Eastern to within one, 36-35.

THANK YOU FOR YOUR "ASSIST"-ANCE

Eric Stutz only scored four points at Jacksonville State (Feb. 15, 2014) but he set a new career high with seven assists. He also had five rebounds and blocked a shot.

FOURTH CAREER DOUBLE-DOUBLE FOR STUTZ

Eric Stutz recorded his fourth career double-double, and second of the season, at Belmont (Jan. 25, 2014). He finished with 14 points and 11 rebounds. His six offensive rebounds in the game were a career-best.

STUTZ FUELS EKU WIN OVER JACKSONVILLE STATE

Eric Stutz had a season-high 20 points to go along with nine rebounds in EKU's win over Jacksonville State (Jan. 18, 2014). On a night when his teammates shot a collective 26 percent from the field, the junior hit 86 percent of his shots. Stutz had six of EKU's 14 field goals. His work on the boards helped hold JSU to zero offensive rebounds.

GRABBING THE BOARDS

Eric Stutz tied for a game-best six rebounds at No. 4 Wisconsin (Dec. 14, 2013).

Eric Stutz's Career Stats

Year	GP-GS	Min/Avg	FG-FGA	Pct	3FG-3FGA	Pct	FT-FTA	Pct	OR-DR	Reb/Avg	PF-FO	Asst	TO	Blk	Stl	Pts/Avg
2011-12	32-32	685/21.4	98-178	.551	2-7	.286	57-71	.803	56-89	145/4.5	77-2	21	44	15	12	255/8.0
2012-13	35-35	826/23.6	104-166	.627	3-12	.250	80-106	.755	66-97	163/4.7	71-4	46	57	24	27	291/8.3
2013-14	34-30	856/25.2	110-169	.651	1-4	.250	72-93	.774	50-108	158/4.6	112-6	61	48	24	29	293/8.6
2014-15	4-4	102/25.5	21-34	.618	2-5	.400	9-10	.900	10-19	29/7.3	5-0	7	6	3	4	53/13.3
TOTAL	105-101	2469/23.5	333-547	.609	8-28	.286	218-280	.779	182-313	495/4.7	265-12	135	155	66	72	892/8.5



The Jeff Neubauer File

Hometown Slidell, La.
College La Salle (B.S. Finance, 1993)
 The Citadel (MBA, 1996)

Playing Experience
 La Salle University 1989-93

Coaching Experience
The Citadel 1994-97
 Graduate Assistant Coach
University of Richmond 1997-02
 Assistant Coach
West Virginia University 2002-05
 Assistant Coach
Eastern Kentucky University 2005-
 Head Coach

Playing Career

- Two NCAA Tournament and one NIT appearance
- 1993 honorable mention GTE All-Academic
- Team posted an 83-36 record in Neubauer's four years

Coaching Accomplishments

- Richmond upsets South Carolina in NCAA Tournament in 1998
- Richmond beat West Virginia in the 2001 NIT
- Richmond won three games in the 2002 NIT
- West Virginia advances to the 2005 Elite Eight
- ECU picked eighth in the OVC preseason poll, wins the 2007 OVC Tournament and advances to the NCAA Tournament
- Eastern earns bid to 2010 CBI tournament
- Eastern Kentucky sets school record with 25 wins in 2012-13
- ECU wins first national postseason tournament game in 68 years with victory over Gardner-Webb in 2013 CIT
- Chosen as 2013 NABC District 19 Coach of the Year
- 2014 OVC Tournament Champions

Not many college basketball players get the chance to play for a program that averages a postseason trip every two years, but that is what ECU players have experienced under head coach Jeff Neubauer.

The Colonels have made four trips to national postseason tournaments in Neubauer's nine seasons as head coach. This past March, Eastern nearly upset No. 2 seed Kansas in the second round of the NCAA Tournament.

ECU led the Jayhawks by nine in the first half and still had the lead with 8:55 left in the game. The Colonels trailed by only three with 3:39 on the clock. Eastern held the lead for more than half the game.

In Eastern Kentucky's 93 seasons of basketball before Neubauer became the head coach, the team made only seven appearances in national postseason tournaments. The Colonels have now made four trips in the past nine seasons, including back-to-back appearances for the first time (2012-13 and 2013-14).

The past four seasons have been like none other. Eastern Kentucky's 80 victories the last four years are the most during any four-year period in school history. The Colonels also set records this past season for winningest 3-year and 2-year stretches. ECU won a school-record 25 games in 2012-13 and with 24 more wins in 2013-14 the team has 49 victories in the past two seasons.

Before giving Kansas all it could handle in the NCAA Tournament, Neubauer led the Colonels on a methodical march through the Ohio Valley Conference tourney. Eastern won three games in three days and trailed for only 41 seconds during the entire tournament.

ECU finished second in the nation in turnover margin, fifth in three-point field goals per game and sixth in steals. With a win over Chattanooga on Feb. 4, the Colonels set a program mark with their 22nd straight home court non-conference victory. ECU is 44-7 (.863) in home non-conference games under Neubauer.

In recognition of a spectacular season, Neubauer was one of 15 finalists for the 2014 Hugh Durham Award, which is given annually to the nation's top mid-major coach.

In addition to the team's accomplishments in 2013-14, a number of individuals posted outstanding seasons under Neubauer's guidance. Marcus Lewis won the Denny's Slam Dunk Championship at the 2014 Final Four. Corey Walden was the OVC Tournament MVP, the 2014 OVC Defensive Player of the Year and selected as a Lefty Driesell Defensive All-American. Glenn

Cosey was chosen as a Lou Henson All-American and first team all-conference. Cosey broke the school record for three-pointers in a game and the mark for three's in a season. His 35-foot three-pointer to beat Southeast Missouri earned the No. 1 spot on SportsCenter's Top-10 Plays.

Neubauer's 2012-13 team finished 25-10 and earned a spot in the CollegeInsider.com Postseason Tournament (CIT). Eastern finished with three more wins than the previous program-best of 22, including the program's first victory in a national postseason tournament game in 68 years. The 69-62 victory over Garner-Webb in the first round of the CIT was Eastern's first tournament win since 1945.

The Colonels were picked to finish fifth in the six-team Ohio Valley Conference East Division, but entered the final day of the regular season with a chance to claim a share of the conference championship. ECU finished with the second best record in the OVC at 12-4.

At the end of the season, Neubauer was chosen as the 2013 National Association of Basketball Coaches (NABC) District 19 Coach of the Year.

Eastern Kentucky started the season with nine straight wins. It was the program's best start in 66 years. Neubauer's Colonels were the last remaining unbeaten mid-major team and one of the final nine undefeated teams in the nation. ECU's 9-game winning streak tied for the fifth longest in school history.

The Colonels went 15-1 at home in 2012-13, tying the school mark for most home wins in a season. Eastern Kentucky also played well on the road. Neubauer led the team to a program record nine road wins.

With 167 victories in nine seasons on the ECU bench, Neubauer now trails only Paul McBrayer on Eastern's all-time wins list. He will enter the 2014-15 season 47 wins away from tying McBrayer. Neubauer is the only coach in program history to lead his teams to four 20-win seasons. He has won 58 percent (167-122) of his games as head coach.

Over the last two seasons, Eastern has recorded its two best RPI rankings in the modern era (69th and 95th).

Before arriving at Eastern Kentucky, Neubauer served three seasons as the top assistant at West Virginia under head coach John Beilein where he helped fuel the Mountaineers' rapid rise to national prominence.

He is married to the former Karen Feret of Hackettstown, N.J.

Versus All Opponents

Akron	1-0
Alabama A&M	1-0
Alabama-Birmingham	0-1
Arkansas	0-1
Asbury College	1-0
Austin Peay	7-11
Ball State	2-0
Belmont	2-3
Brescia	2-0
Chattanooga	2-1
Chicago State	2-0
Cincinnati	0-1
Cincinnati Christian Col.	1-0
Cincinnati Christian Univ.	1-0
Cincinnati Clermont	1-0
Coastal Carolina	1-0
College of Charleston	0-1
Covenant College	1-0
Crowley's Ridge	1-0
Delaware State	1-1
Duke	0-1
East Tennessee State	1-1
Eastern Illinois	14-3
Evansville	0-1
Farleigh Dickinson	2-0
Florida International	2-1
Gardner-Webb	1-0
Georgia	0-2
Georgia Southern	2-0
High Point	2-0
Illinois	0-1
Indiana-Northwest	0-1
Indiana State	1-0
IPFW	2-0
Jacksonville State	13-5
James Madison	1-1
Kansas	0-1
Kennesaw State	2-0
Kentucky	0-1
Kentucky Christian	2-0
Kenyon College	1-0
Lehigh	0-1
Liberty	1-0
Longwood	2-0
Loyola-Chicago	0-1
Maryland	0-1
Mid-Continent	1-0
Minnesota	0-1
Mississippi State	0-1
Morehead State	9-11
Morgan State	1-0
Murray State	6-11
Norfolk State	2-1
North Carolina	0-1
North Carolina A&T	1-1
North Carolina Central	2-0
North Carolina State	0-1
Ohio	1-1
Ohio State	0-1
Ohio Valley	1-0
Pittsburgh	0-1
Presbyterian College	0-2
Radford	1-0
Samford	2-4
Savannah State	1-0
SIU Edwardsville	3-3
Southeast Missouri	14-5
Southern Utah	1-0
Tennessee	0-1
Tennessee-Martin	11-4
Tennessee State	11-7
Tennessee Tech	11-8
Texas Tech	0-1
Thiel College	1-0
Thomas More	1-0
Towson	1-0
UC Irvine	1-0
UNC Asheville	1-1
UTPA	0-1
UTSA	1-0
Valparaiso	0-1
Virginia Commonwealth	0-1
Warren Wilson	1-0
West Virginia	0-1
West Virginia Wesleyan	3-0
Western Carolina	1-1
Western Kentucky	0-3
William & Mary	1-0
Winston-Salem State	1-0
Winthrop	2-0
Wisconsin	0-2
Xavier	0-1
Youngstown State	1-2

GAME	FG	FGA	PCT	3-Point			FT	FTA	PCT	Rebounds			PF	A	TO	BLK	STL	PTS
				3FG	3FGA	PCT				OFF	DEF	TOT						
Savannah State	21	44	.477	2	8	.250	9	20	.450	12	26	38	24	13	33	6	9	53
at EASTERN KENTUCKY	25	63	.397	5	26	.192	21	25	.840	15	16	31	19	14	14	3	17	76
Kentucky Christian	13	40	.325	5	13	.385	4	8	.500	4	17	21	18	11	36	2	5	35
at EASTERN KENTUCKY	44	72	.611	16	28	.571	11	15	.733	13	25	38	14	26	9	3	20	115
Cincinnati Clermont	16	52	.308	7	22	.318	11	16	.688	11	25	36	25	8	32	0	1	50
at EASTERN KENTUCKY	41	78	.526	11	35	.314	22	28	.786	14	26	40	17	24	4	3	16	115
Southern Utah	22	52	.423	6	19	.316	14	20	.700	6	31	37	21	12	18	7	7	64
at EASTERN KENTUCKY	22	61	.361	10	30	.333	19	23	.826	11	27	38	19	12	11	0	8	73



EKU In The OVC Stats

SCORING OFFENSE				Avg.
1. Eastern Kentucky				94.8
SCORING DEFENSE				Avg.
1. Eastern Kentucky				50.5
SCORING MARGIN				Mar.
1. Eastern Kentucky				+44.2
FT PERCENTAGE	FTM	FTA	Pct.	
1. Eastern Kentucky	73	91	.802	
FG PERCENTAGE	FG	FGA	Pct.	
3. Eastern Kentucky	132	274	.482	
FG PCT DEFENSE	FG	FGA	Pct.	
2. Eastern Kentucky	72	188	.383	
3-POINT FG PCT	FG	FGA	Pct.	
4. Eastern Kentucky	42	119	35.3	
3-PT FG PCT DEFENSE	FG	FGA	Pct.	
4. Eastern Kentucky	20	62	32.3	
REBOUNDING OFF.				Reb Avg.
5. Eastern Kentucky				147 36.8
REBOUNDING DEF.				Reb Avg.
4. Eastern Kentucky				132 33.0
REBOUND MARGIN				Mar.
3. Eastern Kentucky				+3.8
BLOCKED SHOTS	Blocks	Avg.		
t11. Eastern Kentucky	9	2.3		
ASSISTS	Assists	Avg.		
1. Eastern Kentucky	76	19.0		
STEALS	Steals	Avg.		
1. Eastern Kentucky	61	15.3		
TURNOVER MARGIN	TM	OPP	Mar.	
1. Eastern Kentucky	9.5	29.8	+20.3	
ASSIST/TO RATIO	Asst	Turn	Ratio	
1. Eastern Kentucky	19.0	9.5	2.0	
OFFENSIVE REBOUNDS	No.	Avg.		
t2. Eastern Kentucky	53	13.3		
DEFENSIVE REBOUNDS	No.	Avg.		
9. Eastern Kentucky	94	23.5		
3-POINT FG MADE	3FG	Avg.		
t1. Eastern Kentucky	42	10.5		

Through Games Played on 11-27-14

Starting Lineups

Lineup	Record
Knipp, McGlone, Powell, Stutz, Walden	4-0

Tracking The Colonels

Opponent	Largest Lead	Largest Deficit	Lead Changes	Bench Scoring	Pts. Off T0s
SAVANNAH ST.	23	0	0	20-24	27-9
KY. CHRISTIAN	83	0	0	65-13	56-4
UC-CLERMONT	73	0	0	47-14	43-3
at Southern Utah	12	8	3	13-35	12-11

EKU's Largest ...

Lead	83 (vs. Ky. Christian, 11-18-14)
Deficit	8 (at Southern Utah, 11-26-14)
Margin of victory	80 (vs. Ky. Christian, 11-18-14)
Margin of defeat	none
Halftime lead	41 (vs. Ky. Christian, 11-18-14)
Halftime deficit	3 (at Southern Utah, 11-26-14)
Deficit in a win	8 (at Southern Utah, 11-26-14)
Halftime deficit in a win ..	3 (at Southern Utah, 11-26-14)
Lead in a loss	none
Halftime lead in a loss	none

Colonels In The OVC Stats

SCORING	G	Pts	Avg.
1. Corey Walden	4	82	20.5
11. Jaylen Babb-Harrison	4	57	14.3
15. Eric Stutz	4	53	13.3
23. Ja'Mill Powell	4	44	11.0
REBOUNDING	G	Reb	Avg.
5. Eric Stutz	4	29	7.3
13. Timmy Knipp	4	23	5.8
FG PERCENTAGE	FG	FGA	Pct.
8. Eric Stutz	21	34	.618
11. Corey Walden	28	47	.596
ASSISTS	G	Assists	Avg.
8. Corey Walden	4	17	4.3
t14. Timmy Knipp	4	12	3.0
FT PERCENTAGE	FTM	FTA	Pct.
4. Eric Stutz	9	10	.900
5. Jaylen Babb-Harrison	8	9	.889
6. Corey Walden	19	22	.864
STEALS	G	Steals	Avg.
2. Corey Walden	4	15	3.8
3. Isaac McGlone	4	13	3.3
6. Jaylen Babb-Harrison	4	9	2.3
3-POINT FG PCT	FG	FGA	Pct.
9. Denzel Richardson	5	11	.455
t10. Jaylen Babb-Harrison	9	20	.450
t15. Corey Walden	7	17	.412
3-POINT FG MADE	G	3FG	Avg.
6. Jaylen Babb-Harrison	4	9	2.3
t10. Corey Walden	4	7	1.8
t14. Timmy Knipp	4	6	1.5
t14. Ja'Mill Powell	4	6	1.5

BLOCKED SHOTS	G	Blocks	Avg.
ASSIST/TO RATIO	Asst	Turn	Ratio
1. Timmy Knipp	12	1	12.0
8. Corey Walden	17	8	2.1

OFF. REBOUNDS	G	Reb	Avg.
t6. Eric Stutz	4	10	2.3
DEF. REBOUNDS	G	Reb	Avg.
6. Eric Stutz	4	19	4.8
t8. Timmy Knipp	4	18	4.5

MINUTES PLAYED	G	Min	Avg.
-----------------------	----------	------------	-------------

Through Games Played on 11-27-14

Eastern Kentucky University

GAME HIGHS

POINTS	115	vs. Ky. Christian (11/18/14)
.....	115	vs. UC- Clermont (11/22/14)
FG	44	vs. Ky. Christian (11/18/14)
FGA	78	vs. UC- Clermont (11/22/14)
FG % ..	61.1 (44-72)	vs. Ky. Christian (11/18/14)
3FG	16	vs. Ky. Christian (11/18/14)
3FGA	35	vs. UC- Clermont (11/22/14)
3FG % ..	57.1 (16-28)	vs. Ky. Christian (11/18/14)
FT	22	vs. UC- Clermont (11/22/14)
FTA	28	vs. UC- Clermont (11/22/14)
FT % ..	84.0 (21-25)	vs. Savannah State (11/14/14)
REBOUNDS	40	vs. UC- Clermont (11/22/14)
ASSISTS	26	vs. Ky. Christian (11/18/14)
STEALS	20	vs. Ky. Christian (11/18/14)
BLOCKS	3	vs. Savannah State (11/14/14)
.....	3	vs. Ky. Christian (11/18/14)
.....	3	vs. UC- Clermont (11/22/14)
TURNOVERS	14	vs. Savannah State (11/14/14)
FOULS	19	vs. Savannah State (11/14/14)
.....	19	at Southern Utah (11/26/14)

GAME LOWS

POINTS	73	at Southern Utah (11/26/14)
FG	22	at Southern Utah (11/26/14)
FGA	61	at Southern Utah (11/26/14)
FG % ..	36.1 (22-61)	at Southern Utah (11/26/14)
3FG	5	vs. Savannah State (11/14/14)
3FGA	26	vs. Savannah State (11/14/14)
3FG %	19.2 (5-26)	vs. Savannah State (11/14/14)
FT	11	vs. Ky. Christian (11/18/14)
FTA	15	vs. Ky. Christian (11/18/14)
FT % ..	73.3 (11-15)	vs. Ky. Christian (11/18/14)
REBOUNDS	31	vs. Savannah State (11/14/14)
ASSISTS	12	at Southern Utah (11/26/14)
STEALS	8	at Southern Utah (11/26/14)
BLOCKS	0	at Southern Utah (11/26/14)
TURNOVERS	4	vs. UC- Clermont (11/22/14)
FOULS	14	vs. Ky. Christian (11/18/14)

Standout Performances

30+ Scoring Games (1): Corey Walden (1)

20+ Scoring Games (5): Jaylen Babb-Harrison (2), Eric Stutz (1), Corey Walden (2)

Double Figure Points (17): Jaylen Babb-Harrison (2), Paul Jackson (1), Timmy Knipp (2), Ja'Mill Powell (3), Denzel Richardson (2), Eric Stutz (3), Corey Walden (4)

Double Figure Rebounds (2): Denzel Richardson (1), Eric Stutz (1)

Double-Doubles (Pts./Reb.) (1): Denzel Richardson (1)

Double-Doubles (Pts./Assts.) (0):

Six Or More Assists (2): Isaac McGlone (1), Corey Walden (1)

Four Or More Steals (4): Jaylen Babb-Harrison (1), Isaac McGlone (2), Corey Walden (1)

Preseason OVC Poll

2014-15 PREDICTED ORDER OF FINISH
Selected by OVC Head Basketball Coaches and Sports Information Contacts

East		
1.	Belmont (16)	125
2.	Morehead State (4)	103
3.	Eastern Kentucky (4)	102
4.	Tennessee Tech	71
5.	Jacksonville State	52
6.	Tennessee State	40
West		
1.	Murray State (22)	132
2.	Southeast Missouri (2)	109
3.	SIU Edwardsville	77
4.	Austin Peay	70
5.	Eastern Illinois	64
6.	Tennessee-Martin	40

1st-place votes in parentheses. Schools were not allowed to rank their own team. Ten points awarded for a first-place vote, nine for second, etc.

Opponent

GAME HIGHS

POINTS	64	Southern Utah (11/26/14)
FG	22	Southern Utah (11/26/14)
FGA	52	Southern Utah (11/26/14)
FG % ..	47.7 (21-44)	Savannah State (11/14/14)
3FG	7	UC-Clermont (11/22/14)
3FGA	22	UC-Clermont (11/22/14)
3FG %	38.8 (5-13)	Kentucky Christian (11/18/14)
FT	14	Southern Utah (11/26/14)
FTA	20	Savannah State (11/14/14)
.....	20	Southern Utah (11/26/14)
FT % ..	70.0 (14-20)	UC-Clermont (11/22/14)
REBOUNDS	38	Savannah State (11/14/14)
ASSISTS	13	Savannah State (11/14/14)
STEALS	9	Savannah State (11/14/14)
BLOCKS	7	Southern Utah (11/26/14)
TURNOVERS	36	Kentucky Christian (11/18/14)
FOULS	25	UC-Clermont (11/22/14)

GAME LOWS

POINTS	35	Kentucky Christian (11/18/14)
FG	13	Kentucky Christian (11/18/14)
FGA	40	Kentucky Christian (11/18/14)
FG % ..	30.8 (16-52)	UC-Clermont (11/22/14)
3FG	2	Savannah State (11/14/14)
3FGA	8	Savannah State (11/14/14)
.....	8	Kentucky Christian (11/18/14)
3FG %	25.0 (2-8)	Savannah State (11/14/14)
FT	4	Kentucky Christian (11/18/14)
FTA	8	Kentucky Christian (11/18/14)
FT %	45.0 (9-20)	Savannah State (11/14/14)
REBOUNDS	21	Kentucky Christian (11/18/14)
ASSISTS	8	UC-Clermont (11/22/14)
STEALS	1	UC-Clermont (11/22/14)
BLOCKS	0	UC-Clermont (11/22/14)
TURNOVERS	18	Southern Utah (11/26/14)
FOULS	18	Kentucky Christian (11/18/14)

INDIVIDUAL GAME HIGHS

Points	28	Jaylen Babb-Harrison, vs. Ky. Christian (11/18/14)	FT Pct (min 8 made)	88.9 (8-9)	Corey Walden, vs. Savannah State (11/14/14)
Field Goals Made	10	Jaylen Babb-Harrison, vs. Ky. Christian (11/18/14)	Rebounds	10	Denzel Richardson, vs. Savannah St. (11/14/14)
	10	Eric Stutz, vs. Cincinnati Clermont (11/22/14)	Assists	7	Isaac McGlone, vs. Cincinnati Clermont (11/22/14)
	10	Corey Walden, at Southern Utah (11/26/14)	Steals	8	Corey Walden, vs. Savannah State (11/14/14)
Field Goal Att.	17	Corey Walden, at Southern Utah (11/26/14)	Blocked Shots	2	Ja'Mill Powell, vs. Savannah State (11/14/14)
FG Pct (min 6 made)	100.0 (10-10)	Eric Stutz, vs. Cincinnati Clermont (11/22/14)	Turnovers	5	Corey Walden, at Southern Utah (11/26/14)
3-Point FG Made	6	Jaylen Babb-Harrison, vs. Ky. Christian (11/18/14)	Fouls	5	Ja'Mill Powell, at Southern Utah (11/26/14)
3-Point FG Att.	8	Ja'Mill Powell, vs. Cincinnati Clermont (11/22/14)			
3-Pt FG Pct (min 2 made)	85.7 (6-7)	Jaylen Babb-Harrison, vs. Ky. Christian (11/18/14)			
Free Throws Made	8	Corey Walden, vs. Savannah State (11/14/14)			
	8	Corey Walden, at Southern Utah (11/26/14)			
Free Throw Att.	10	Corey Walden, at Southern Utah (11/26/14)			

When was the last time EKU ...

Scored 100 points or more:
Nov. 22, 2014 - EKU 115, Cincinnati Clermont 50

Scored less than 50 Points:
Feb. 11, 2012 - Morehead State 58, EKU 45

Allowed 100 points or more:
Dec. 27, 2003 - Florida 109, EKU 63

Held an opponent to less than 50 points:
Nov. 18, 2014 - EKU 115, Kentucky Christian 35

Held an opponent to less than 30% shooting:
Feb. 5, 2013 -- .256 (11-43) -- vs. Crowley's Ridge

Shot over 65% from the field (45+ attempts):
Nov. 23, 2010 -- .667 (38-57) -- vs. Cincy Christian Col.

Shot over 60% from the field (45+ attempts):
Nov. 18, 2014 -- .611 (44-72) -- vs. Kentucky Christian

Shot over 55% from the field (45+ attempts):
March 7, 2014 -- .593 (32-54) -- vs. Murray State

Shot over 50% from the field (45+ attempts):
Nov. 22, 2014 -- .526 (41-78) -- vs. Cincinnati Clermont

Shot 50% from 3-point range (15+ attempts):
Nov. 18, 2014 -- .571 (16-28) -- vs. Kentucky Christian

Shot over 90% from the FT line (13+ attempts):
Feb. 15, 2014 -- .929 (13-14) -- at Jacksonville State

Made 10 or more three-pointers:
Nov. 26, 2014 -- 10 -- at Southern Utah

Had 50 or more rebounds:
Dec. 9, 2008 -- 51 -- vs. Covenant College

Had 20 or more assists:
Nov. 22, 2014 -- 24 -- vs. Cincinnati Clermont

Had 10 or more steals:
Nov. 22, 2014 -- 16 -- vs. Cincinnati Clermont

Blocked 10 or more shots:
Nov. 23, 2010 -- 12 -- vs. Cincinnati Christian College

Won an overtime game:
Nov. 17, 2012, EKU 71 - Towson 69 (OT)

Lost an overtime game:
Dec. 5, 2013 - VCU 71, EKU 68 (OT)

Played a double overtime game:
Jan. 28, 2012 - Tennessee State 91, EKU 85 (2OT)

Played three or more overtimes:
Jan. 24, 2002 - EKU 108, Tennessee-Martin 100 (4OT)

Won by 50 or more points:
Nov. 18, 2014 -- 80 -- vs. Kentucky Christian

Did not hit a three-pointer:

When was the last time the Colonels had ...

A player score 30 points Corey Walden (33) at Southern Utah, Nov. 26, 2014 (EKU 73, SUU 64)

A player score 35 points Shawn Fields (36) at Morehead State, Feb. 15, 2003 (MOR 88, EKU 87)

A player score 40 points

A player grab 10 rebounds Eric Stutz (11) at Southern Utah, Nov. 26, 2014 (EKU 73, SUU 64)

A player grab 15 rebounds Jon Bentley (15) at Morehead State, Feb. 3, 2004 (MOR 74, EKU 67)

A player record a double-double Denzel Richardson (11 pts, 10 rebs) vs. Savannah State, Nov. 14, 2014 (EKU 76, SSU 53)

Two players record a double-double in the same game Michael Haney (20 pts, 13 rebs); Mike Scott (16 pts, 11 rebs) vs. Savannah State, Dec. 20, 2003 (EKU 90, SSU 56)

A player dish out 10 assists Jabs Newby (10) at Georgia Southern, Jan. 2, 2011 (EKU 79, GSU 73)

A player block five shots Eric Stutz (7) at Southeast Missouri, Feb. 2, 2013 (EKU 81, SEMO 52)

A player record seven steals Corey Walden (8) vs. Savannah State, Nov. 14, 2014 (EKU 76, SSU 53)

Two players score 20 points in a game Eric Stutz (23), Jaylen Babb-Harrison (22), vs. Cincinnati Clermont, Nov. 22, 2014 (EKU 115, UCC 50)

Three players score 20 points in a game Glenn Cosey (26), Orlando Williams (22), Timmy Knipp (20), vs. Warren Wilson, Nov. 13, 2013 (EKU 114, WWC 45)

Two players grab 10 rebounds in a game

Five players score in double figures Corey Walden (24), Glenn Cosey (17), Orlando Williams (13), Eric Stutz (10), Marcus Lewis (10) vs. Murray State, March 7, 2014 (EKU 86, MUR 83)

Six players score in double figures Robbie Stenzel (14), Eric Stutz (13), Corey Walden (11), Marcus Lewis (10), Jaylen Babb-Harrison (10), Deverin Muff (10) vs. Crowley's Ridge, Feb. 5, 2013 (EKU 97, CRC 31)

Seven players score in double figures Jaylen Babb-Harrison (28), Denzel Richardson (18), Eric Stutz (13), Timmy Knipp (12), Corey Walden (11), Ja'Mill Powell (10), Paul Jackson (10) vs. Kentucky Christian, Nov. 18, 2014 (EKU 115, KCU 35)

A player made 10 field goals Corey Walden (10) at Southern Utah, Nov. 26, 2014 (EKU 73, SUU 63)

A player made five 3-point field goals Corey Walden (5) at Southern Utah, Nov. 26, 2014 (EKU 73, SUU 64)

A player made 10 free throws Corey Walden (10) vs. Belmont, March 8, 2014 (EKU 79, BEL 73)

A player converted a four-point play Orlando Williams (three-pointer followed by one free throw) at Longwood, Dec. 7, 2013 (EKU 76, LU 67)

A player hit a last second shot to win the game Glenn Cosey (35-foot 3-pointer, 0.4 seconds) vs. Southeast Missouri, Feb. 1, 2014 (EKU 79, SEMO 78)
Deverin Muff (two free throws, 1.4 seconds) vs. Towson, Nov. 18, 2012 (EKU 71, Towson 69 OT)
Mike DiNunno (lay-up, 2.3 seconds) vs. Western Carolina, Dec. 1, 2012 (EKU 72, WCU 70)

Ohio Valley Conference Standings (through 11-27-14)

SCHOOL	OVC GAMES	HOME	AWAY	OVERALL	HOME	AWAY	NEU.	STREAK		
EAST										
<i>Eastern Kentucky</i>	0-0	.000	0-0	0-0	4-0	1.000	3-0	1-0	0-0	W4
Belmont	0-0	.000	0-0	0-0	5-1	.833	3-0	2-1	0-0	W5
Tennessee Tech	0-0	.000	0-0	0-0	3-2	.600	3-0	0-2	0-0	L1
Morehead State	0-0	.000	0-0	0-0	3-4	.429	1-0	1-3	1-1	W1
Jacksonville State	0-0	.000	0-0	0-0	2-3	.400	1-0	1-3	0-0	W2
Tennessee State	0-0	.000	0-0	0-0	2-3	.400	2-1	0-2	0-0	L2
WEST										
Tennessee-Martin	0-0	.000	0-0	0-0	3-1	.750	1-0	2-1	0-0	W3
Murray State	0-0	.000	0-0	0-0	2-2	.500	1-1	1-1	0-0	L1
Southeast Missouri	0-0	.000	0-0	0-0	2-3	.400	1-0	1-2	0-1	L1
Austin Peay	0-0	.000	0-0	0-0	2-4	.333	1-0	0-4	1-0	W1
SIU Edwardsville	0-0	.000	0-0	0-0	1-3	.250	1-1	0-2	0-0	L3
Eastern Illinois	0-0	.000	0-0	0-0	1-4	.200	1-1	0-3	0-0	L3

UPCOMING GAMES

Friday, Nov. 28

Eastern Illinois vs. North Carolina Central	12 a.m.
Savannah State at Jacksonville State	7 p.m.
Tennessee State at St. Peters	7:30 p.m.
Murray State vs. Portland	8:30 p.m.
Austin Peay vs. S.F. Austin/Prairie View	2:30/5 p.m.
UT Martin at Nebraska	TBA (ESPN3)

Saturday, Nov. 29

Eastern Illinois vs. No. Arizona/Southern	12/2:30 pm
Kentucky Christian at Morehead State	2 p.m.
Alabama A&M at Southeast Missouri	7 p.m.
Belmont at Ohio	7 p.m.
Murray State vs. Valparaiso	8:30 p.m.
Eastern Kentucky at BYU	9:30 p.m.
Tennessee State vs. Norfolk St./St. Francis	TBA

Official Basketball Box Score -- Game Totals -- Final Statistics
Urbana University vs Eastern Kentucky
11/07/14 7:00 p.m. at Richmond, Ky. (McBrayer Arena)

#	Player	Total			3-Ptr			Rebounds			PF	TP	A	TO	Blk	Stl	Min
		FG	FGA	FT	FTA	FG	FGA	FT	FTA	Off							
33	Matt Csuhran	f	3-8	1-5	0-0	1	1	2	3	7	1	1	0	2	13		
00	Isaiah Phillips	g	2-8	0-2	0-0	1	1	2	2	4	1	3	0	0	22		
01	Ognjen Rebic	g	1-2	0-0	4-4	4	4	8	0	6	1	2	1	1	27		
12	Mike Newton	g	4-6	2-3	3-3	0	2	2	1	13	6	5	0	1	31		
22	Carlas Jackson	g	7-16	3-8	3-4	1	2	3	4	20	3	3	0	1	34		
02	Ben Merritt	g	1-3	0-0	0-0	2	0	2	1	2	0	2	0	0	11		
03	Christopher Cromity	g	5-7	3-4	0-0	1	1	2	3	13	1	3	0	2	26		
13	Myles Busby	g	2-4	1-1	1-1	0	4	4	2	6	0	0	0	0	14		
23	Dimitri Abner	g	0-0	0-0	0-0	0	0	0	0	0	0	0	0	1	0		
24	Doug Hilson	g	0-0	0-0	1-2	1	1	2	1	1	1	0	0	0	4		
31	Rodney Clark Jr.	g	3-7	1-3	2-5	1	2	3	5	9	4	2	0	1	18		
	Team					4	1	5									
	Totals		28-61	11-26	14-19	16	19	35	22	81	18	21	1	9	200		

FG % 1st Half: 16-33 48.5% 2nd half: 12-28 42.9% Game: 28-61 45.9% Deadball Rebounds 3,1
 3FG % 1st Half: 7-13 53.8% 2nd half: 4-13 30.8% Game: 11-26 42.3%
 FT % 1st Half: 3-3 100.0% 2nd half: 11-16 68.8% Game: 14-19 73.7%

Eastern Kentucky 96 • 0-0

#	Player	Total			3-Ptr			Rebounds			PF	TP	A	TO	Blk	Stl	Min
		FG	FGA	FT	FTA	FG	FGA	FT	FTA	Off							
42	STUTZ, Eric	f	5-8	0-1	5-6	2	1	3	2	15	1	1	0	2	26		
02	WALDEN, Corey	g	5-8	2-4	8-8	1	7	8	2	20	6	2	0	3	33		
11	BABB-HARRISON, J.	g	6-11	3-6	0-0	0	0	0	1	15	0	1	0	1	20		
22	KNIPP, Timmy	g	1-5	0-4	0-0	2	1	3	2	2	3	2	1	3	22		
32	POWELL, Ja'Mill	g	2-7	1-5	2-3	2	0	2	5	7	1	2	0	1	20		
03	RICHARDSON, Denzel	g	5-8	2-4	4-4	0	5	5	1	16	0	1	0	1	19		
04	MATTHEWS, Tommy	g	0-0	0-0	0-0	0	0	0	3	0	1	0	0	1	4		
05	McGLONE, Isaac	g	2-4	2-3	0-0	0	2	2	1	6	2	0	1	2	20		
13	NORL, Daniel	g	0-0	0-0	0-0	0	0	0	2	0	3	0	0	0	7		
23	HOOD, Jonathan	g	3-4	3-3	2-2	0	1	1	1	11	2	1	0	0	16		
33	MUFF, Deverin	g	2-3	0-0	0-0	1	2	3	1	4	0	4	1	0	13		
	Team					0	0	0									
	Totals		31-58	13-30	21-23	8	19	27	21	96	19	14	3	14	200		

FG % 1st Half: 20-34 58.8% 2nd half: 11-24 45.8% Game: 31-58 53.4% Deadball Rebounds 1
 3FG % 1st Half: 8-18 44.4% 2nd half: 5-12 41.7% Game: 13-30 43.3%
 FT % 1st Half: 6-6 100.0% 2nd half: 15-17 88.2% Game: 21-23 91.3%

Officials: Tyler Krumpf, Mike Grundman, Shane Staggs
 Technical fouls: Urbana University-None, Eastern Kentucky-None.
 Attendance: 1400
 Exhibition game for both teams

Score by periods	1st	2nd	Total	Points	In	Off	2nd	Fast	Bench
Urbana University	42	39	81	URBANA	18	12	14	0	31
Eastern Kentucky	54	42	96	EKU	32	23	10	0	37

Official Basketball Box Score -- Game Totals -- Final Statistics
Savannah State University vs Eastern Kentucky University
11/14/14 7:00 p.m. at Richmond, Ky. (McBrayer Arena)

#	Player	Total			3-Ptr			Rebounds			PF	TP	A	TO	Blk	Stl	Min
		FG	FGA	FT	FTA	FG	FGA	FT	FTA	Off							
04	MUHAMMAD,Saadq	f	6-8	0-0	1-4	3	6	9	2	13	1	1	2	1	31		
02	PINKETT,Khalen	g	1-2	0-0	3-5	0	2	2	3	5	1	7	0	1	24		
05	JENKINS,Javaris	g	2-4	0-0	0-0	1	4	5	1	4	0	0	1	0	16		
15	RICHARDS,Keierre	g	0-2	0-1	2-2	0	3	3	2	2	3	2	0	1	18		
22	HALL,Terel	g	2-2	0-0	1-2	0	1	1	5	5	3	5	0	2	18		
00	NORMAN,Jamal	g	0-2	0-0	0-0	1	0	1	2	0	1	1	0	1	9		
01	FENNER,Alante	g	2-7	0-0	2-3	1	4	5	2	6	3	6	0	3	24		
03	CARTER,Whitley	g	0-0	0-0	0-0	0	0	0	0	0	0	0	0	0	2		
10	BRYANT,Demarcus	g	3-9	2-7	0-0	1	1	2	2	8	1	5	0	0	28		
11	FRANCIS,Treyvon	g	0-0	0-0	0-2	1	1	2	2	0	0	2	0	0	4		
55	PEARSON,Brian	g	5-8	0-0	0-2	4	2	6	3	10	0	2	3	0	26		
	Team					0	2	2									
	Totals		21-44	2-8	9-20	12	26	38	24	53	13	33	6	9	200		

FG % 1st Half: 11-23 47.8% 2nd half: 10-21 47.6% Game: 21-44 47.7% Deadball Rebounds 5
 3FG % 1st Half: 2-5 40.0% 2nd half: 0-3 0.0% Game: 2-8 25.0%
 FT % 1st Half: 3-7 42.9% 2nd half: 6-13 46.2% Game: 9-20 45.0%

Eastern Kentucky University 76 • 1-0

#	Player	Total			3-Ptr			Rebounds			PF	TP	A	TO	Blk	Stl	Min
		FG	FGA	FT	FTA	FG	FGA	FT	FTA	Off							
42	STUTZ, Eric	f	4-8	0-1	5-6	2	4	6	2	13	1	3	1	3	30		
02	WALDEN, Corey	g	6-12	0-5	8-9	0	1	1	2	20	5	3	0	8	38		
05	McGLONE, Isaac	g	1-8	1-5	0-0	0	1	1	4	3	0	2	0	2	30		
22	KNIPP, Timmy	g	2-6	0-2	2-2	3	1	4	0	6	2	0	0	1	21		
32	POWELL, Ja'Mill	g	5-12	2-6	2-2	2	1	3	2	14	1	2	2	0	27		
03	RICHARDSON, Denzel	g	3-6	1-2	4-6	4	6	10	2	11	1	4	0	1	19		
04	MATTHEWS, Tommy	g	0-0	0-0	0-0	0	0	0	1	0	1	0	0	0	3		
11	BABB-HARRISON, J.	g	1-5	0-2	0-0	0	0	0	2	2	1	2	0	1	10		
13	NORL, Daniel	g	0-3	0-2	0-0	0	0	0	1	0	0	0	0	0	4		
23	HOOD, Jonathan	g	2-2	1-1	0-0	1	0	1	1	5	0	0	0	1	8		
33	MUFF, Deverin	g	1-1	0-0	0-0	1	1	2	2	2	0	0	0	0	10		
	Team					2	1	3									
	Totals		25-63	5-26	21-25	15	16	31	19	76	14	14	3	17	200		

FG % 1st Half: 12-31 38.7% 2nd half: 13-32 40.6% Game: 25-63 39.7% Deadball Rebounds 1,1
 3FG % 1st Half: 2-16 12.5% 2nd half: 3-10 30.0% Game: 5-26 19.2%
 FT % 1st Half: 10-11 90.9% 2nd half: 11-14 78.6% Game: 21-25 84.0%

Officials: Kevin Driver, Eric Ballenger, Chris Hudson
 Technical fouls: Savannah State University-None, Eastern Kentucky University-None.
 Attendance: 3950

Score by periods	1st	2nd	Total	Points	In	Off	2nd	Fast	Bench
Savannah State University	27	26	53	SSU	34	9	7	12	24
Eastern Kentucky University	36	40	76	EKU	36	27	18	19	20

Official Basketball Box Score -- Game Totals -- Final Statistics
Kentucky Christian University vs Eastern Kentucky University
11/18/14 7:00 p.m. at Richmond, Ky. (McBrayer Arena)

#	Player	Total			3-Ptr			Rebounds			PF	TP	A	TO	Blk	Stl	Min
		FG	FGA	FT	FTA	FG	FGA	FT	FTA	Off							
11	LEE, Matthew	f	1-2	1-2	0-0	0	2	2	4	3	1	4	0	0	19		
14	FORD, Caleb	f	3-12	1-5	3-5	1	6	7	2	10	3	1	2	2	33		
33	PUCKETT, Ace	f	0-6	0-0	0-0	0	2	2	3	0	1	0	0	0	22		
00	CARRIER, Tyler	g	0-0	0-0	1-2	0	1	1	4	1	2	9	0	1	20		
22	FARLEY, Tyler	g	3-8	2-4	0-0	0	2	2	0	8	0	4	0	1	24		
12	MARTIN, Christian	g	0-0	0-0	0-0	0	0	0	0	0	0	0	0	0	3		
13	SCOTT, Zach	g	0-0	0-0	1-1	0	0	0	1	0	1	3	0	0	12		
15	COMBS, Kyle	g	2-3	1-1	0-0	0	0	0	1	5	0	4	0	1	23		
20	GOODWIN, Ros	g	0-1	0-1	0-0	1	0	1	1	0	0	3	0	0	7		
23	HEARN, Taylor	g	0-0	0-0	0-0	0	0	0	1	0	2	1	0	0	7		
24	VARGAS, Jordan	g	0-1	0-0	0-0	0	0	0	0	1	3	0	0	0	6		
52	WOOTEN, Boyce	g	4-7	0-0	0-0	1	2	3	1	8	1	1	0	0	19		
54	CHAFINS, James	g	0-0	0-0	0-0	0	1	1	0	0	0	1	0	0	5		
	Team					1	1	2									
	Totals		13-40	5-13	4-8	4	17	21	18	35	11	36	2	5	200		

FG % 1st Half: 4-16 25.0% 2nd half: 9-24 37.5% Game: 13-40 32.5% Deadball Rebounds 2,1
 3FG % 1st Half: 1-6 16.7% 2nd half: 4-7 57.1% Game: 5-13 38.5%
 FT % 1st Half: 1-4 25.0% 2nd half: 3-4 75.0% Game: 4-8 50.0%

Eastern Kentucky University 115 • 2-0

#	Player	Total			3-Ptr		
---	--------	-------	--	--	-------	--	--



Official Basketball Box Score -- Game Totals -- Final Statistics
Eastern Kentucky University vs Southern Utah
 11/26/14 7:05 p.m. at Cedar City, Utah (Centrum Arena)

Eastern Kentucky University 73 • 4-0

#	Player	Total			3-Ptr			Rebounds			PF	TP	A	TO	Blk	Stl	Min
		FG-FGA	FG-FGA	FT-FTA	FG-FGA	FG-FGA	FT-FTA	Off	Def	Tot							
42	STUTZ, Eric	r	2-9	0-2	0-0	3	8	11	1	4	0	1	0	1	33		
02	WALDEN, Corey	g	10-17	5-6	8-10	0	2	2	4	33	3	5	0	2	37		
05	McGLONE, Isaac	g	1-4	0-3	5-6	0	5	5	2	7	1	3	0	1	29		
22	KNIPP, Timmy	g	4-8	3-5	2-2	1	5	6	4	13	3	0	0	1	25		
32	POWELL, Ja'Mill	g	1-7	0-3	1-2	1	1	2	5	3	0	0	0	0	19		
03	RICHARDSON, Denzel		0-2	0-1	2-2	1	1	2	1	2	0	1	0	0	18		
04	MATTHEWS, Tommy		0-0	0-0	0-0	0	0	0	0	0	1	0	0	0	1		
11	BABB-HARRISON, Jayle		2-6	0-4	1-1	1	3	4	0	5	3	0	0	0	12		
13	NORL, Daniel		0-3	0-1	0-0	0	0	0	0	0	0	0	0	0	4		
23	HOOD, Jonathan		2-5	2-5	0-0	0	1	1	1	6	0	1	0	2	17		
33	MUFF, Deverin		0-0	0-0	0-0	2	0	2	1	0	1	0	0	1	5		
Team			22-61	10-30	19-23	11	27	38	19	73	12	11	0	8	200		

FG % 1st Half: 10-27 37.0% 2nd half: 12-34 35.3% Game: 22-61 36.1% Deadball
 3FG % 1st Half: 4-15 26.7% 2nd half: 6-15 40.0% Game: 10-30 33.3% Rebounds
 FT % 1st Half: 7-8 87.5% 2nd half: 12-15 80.0% Game: 19-23 82.6% 1

Southern Utah 64 • 0-4

#	Player	Total			3-Ptr			Rebounds			PF	TP	A	TO	Blk	Stl	Min
		FG-FGA	FG-FGA	FT-FTA	FG-FGA	FG-FGA	FT-FTA	Off	Def	Tot							
05	MARSHALL, John	*	2-4	0-1	0-0	0	1	1	4	4	2	3	0	1	21		
15	MAJOR, Juwan	*	0-2	0-0	0-0	1	3	4	2	0	1	4	1	0	25		
25	THOMPSON, Christian	*	2-4	0-1	0-0	1	2	3	0	4	1	3	3	0	17		
32	OLIVERSON, Casey	*	3-8	0-0	0-0	1	3	4	0	6	1	0	1	1	16		
35	HESS, A.J.	*	4-10	2-5	5-5	0	5	5	1	15	2	1	0	3	35		
02	WADDOUPS, Austin		0-0	0-0	0-0	0	0	0	0	0	0	1	0	0	1		
03	LANGSTON, Travon		1-3	0-0	2-3	0	5	5	4	4	0	3	0	0	18		
04	KENNEDY, Trey		1-3	0-0	2-4	1	2	3	3	4	0	1	0	0	11		
13	PARSONS, Race		0-3	0-3	0-0	0	0	0	3	0	4	0	0	0	12		
14	MCGEE, James		5-9	4-8	0-0	1	0	1	0	14	1	0	0	0	15		
21	RAWSON, Tyler		4-4	0-0	5-8	1	3	4	4	13	0	2	2	2	22		
22	WILSON, Sherron		0-2	0-1	0-0	0	0	0	0	0	0	0	0	0	3		
34	HANKS, Cal		0-0	0-0	0-0	0	0	0	0	0	0	0	0	0	4		
Team			22-52	6-19	14-20	6	31	37	21	64	12	18	7	7	200		

FG % 1st Half: 13-25 52.0% 2nd half: 9-27 33.3% Game: 22-52 42.3% Deadball
 3FG % 1st Half: 3-8 37.5% 2nd half: 3-11 27.3% Game: 6-19 31.6% Rebounds
 FT % 1st Half: 5-6 83.3% 2nd half: 9-14 64.3% Game: 14-20 70.0% 3

Officials: Deldre Carr, Ryan McCarty, Mo Munsell
 Technical fouls: Eastern Kentucky University-None. Southern Utah-None.
 Attendance: 500

Score by periods	1st	2nd	Total	Points	In	Off	2nd	Fast	Bench
Eastern Kentucky University	31	42	73	Paint	22	12	9	0	13
Southern Utah	34	30	64	T/O	24	11	11	2	35



Radio / Television Roster



#0 Paul Jackson

Guard • 6-1 • 178 • Fr.
Lithonia, Ga.
Martin Luther King Jr. High School



#1 Robbie Stenzel

Guard • 6-5 • 195 • Sr.
Winchester, Ky.
George Rogers Clark High School



#2 Corey Walden

Guard • 6-2 • 189 • Sr.
Daytona Beach, Fla.
Brevard Community College



#3 Denzel Richardson

Guard • 6-5 • 200 • Jr.
Baltimore, Md.
Pensacola State College



#4 Tommy Matthews

Guard • 6-1 • 180 • So.
Clinton, Md.
Surratsville High School



#5 Isaac McGlone

Guard • 6-2 • 175 • So.
Lancaster, Ohio
Bloom-Carroll HS



#11 Jaylen Babb-Harrison

Guard • 6-4 • 187 • R-So.
Ajax, Ontario
J. Clarke Richardson High School




#13 Daniel Norl

Guard • 6-2 • 185 • Fr.
Clarksville, Tenn.
Kenwood High School



#14 Daniel Parke

Guard • 6-1 • 165 • So.
Richmond, Ky.
Transylvania University



#21 Javontae Hawkins

Guard • 6-5 • 211 • Jr.
Flint, Mich.
University of South Florida



#22 Timmy Knipp

Guard • 6-7 • 205 • Sr.
Olive Hill, Ky.
Elliott County High School



#23 Jonathan Hood

Guard • 6-4 • 206 • Jr.
Durham, N.C.
Santa Fe College



#24 K.J. Bluford

Guard • 6-1 • 185 • Jr.
Minneapolis, Minn.
Iowa State University



#32 Ja'Mill Powell

Guard • 6-7 • 180 • Jr.
Bridgeport, Conn.
Northeastern Okla. A&M College



#33 Deverin Muff

Forward • 6-8 • 212 • Sr.
Strongsville, Ohio
Strongsville High School



#42 Eric Stutz

Forward • 6-8 • 225 • Sr.
Newburgh, Ind.
Castle High School



Jeff Neubauer

Head Coach
10th Season
La Salle, 1993



Rodney Crawford

Assistant Coach
Third Season
Cincinnati, 2002



Austin Newton

Assistant Coach
Seventh Season
Eastern Kentucky, 2005



Luke Strege

Assistant Coach
Fifth Season
Wisconsin-LaCrosse, 1999