



The 2014-15 BYU Basketball Almanac has been designed to provide local, regional and national media with useful information about the BYU basketball program, its history and tradition. Additional information is available online via BYUcougars.com. Should you require additional information, such as photographs, video or additional media guides, please contact the BYU Athletic Communications office at (801) 422-8948. We appreciate your coverage of BYU basketball and look forward to working with you this season.

BYU BASKETBALL - WINNING TRADITION

- 1951 and 1966 NIT Champions
- 28 NCAA Tournament Appearances
- 29 Regular Season Conference Championships
- Two National Players of the Year – Danny Ainge and Jimmer Fredette
- Jimmer Fredette – 2010-11 scoring champ at 28.9 points per game
- 13th all-time in NCAA history in total victories
- NCAA Academic Progress Rate recognition – 2006 to 2012
- 26 All-Americans and five Academic All-Americans
- Six Conference Players of the Year since 2000
- 2007, 2008, 2009 and 2011 Conference Champions
- .774 (113-33) – Dave Rose's conference winning percentage
- 232-78 (.748) – Dave Rose's coaching record
- Dave Rose – three-time MWC Coach of the Year
- 14 postseason invitations in last 15 years
- 53-game home winning streak from 2005 to 2008
- 208-23 (.900) home record in last 15 years
- 2010-11 final rankings of No. 10 (AP Poll), No. 13 (Coaches Poll)
- 2009-10 final rankings of No. 17 (AP Poll), No. 22 (Coaches Poll)
- Back-to-back 30-win seasons – 30 in 2009-10 and 32 in 2010-11
- Five-straight seasons ranked in the top 25 (2007 to 2011)
- Nine-straight 20-win seasons (2006 to 2013)
- Six-straight NCAA Tournament appearances (2007 to 2012)
- 15-game win streak in 2009-10, second longest in program history
- Two 10-game win streaks in 2010-11, first time in program history
- Ranked No. 1 in free-throw percentage in the nation (2010)
- Ranked No. 2 in the nation in scoring offense (2010)
- Ranked No. 2 in the nation in scoring margin (2010)
- Ranked No. 2 in the nation in 3-point field-goal percentage (2010)
- Ranked No. 3 in the nation in scoring offense (2014)
- Ranked No. 5 in the nation in winning percentage (2011)
- Ranked No. 5 in the nation in scoring margin (2011)
- Ranked No. 6 in the nation in assists (2012)
- Ranked No. 7 in the nation in scoring offense (2011)
- Ranked No. 10 in the nation in free-throw percentage (2011)



1 INTRODUCTION

Winning Tradition 1
 Table of Contents 2
 2014-15 Schedule 3
 Quick Facts 4-5
 Season Preview 6-7
 Honors Candidates 8
 Roster 9

10 MEET THE COUGARS

Nate Austin 10-12
 Skyler Halford 13-14
 Tyler Haws 15-18
 Josh Sharp 19-21
 Kyle Winder 22-24
 Kyle Collinsworth 25-27
 Frank Bartley IV 28-29
 Luke Worthington 30-31
 Jamal Aytes 32-33
 Kyle Davis 34-35
 Chase Fischer 36-37
 Ryan Andrus 38
 Jordan Chatman 38
 Jordan Ellis 39
 Corbin Kaufusi 40
 Isaac Neilson 40
 Dalton Nixon 41
 Jake Toolson 42

43 BYU COACHING STAFF

Dave Rose 44-47
 Terry Nashif 48
 Tim LaComb 48
 Mark Pope 49
 Cody Fueger 49
 Basketball Support Staff 50

51 THE UNIVERSITY

Athletic Administration 51
 This is BYU 52-53
 Marriott Center 54-57

58 OPPONENTS/CONFERENCE

All-Time Series Records 58-59
 Opponent SID Directory 60
 Series vs. Opponent Results 61-65
 Coach Rose vs. All Competition 65

66 BYU HOOPS HISTORY

BYU Basketball Tradition 66-67
 Cougars in Conference 68
 Conference Tournament Results 69
 Conference Championships 70-71
 All-Time Results 72-88
 All-Time Lettermen 89-91
 Year-by-Year Coaching Records 92-93
 Year-by-Year Team Statistics 94-95
 NCAA Tournament Results 96
 NIT Results 97
 Tournament Results 98

99 ALL-TIME HONORS

Danny Ainge 100
 Jimmer Fredette 101
 Kresimir Cosic 102
 Stan Watts 103
 All-Americans 104
 Conference Honors 105
 All-Conference Performers 106-107
 Cougars in the Pros 108-109



110 BYU HOOP RECORDS

Individual Career Records 111-113
 Year-by-Year Season Leaders 114
 Individual Season Records 115-116
 Individual Game Records 117
 Team Season Records 118-120
 Team Game Records 121
 Freshman Season Records 122
 Freshman Game Records 123
 100-Point Games 124
 Coaching Records 125
 1,000 Point Club 126-130
 Marriott Center Records 131
 NCAA Individual Records 132
 NIT Individual Records 133
 NCAA Record Book 134
 BYU Poll History 134-135
 BYU vs. Ranked Teams 136-137

138 2013-14 SEASON REVIEW

Season Review 138
 Game Results 139
 Team Statistics 140
 WCC and NCAA Statistics 141
 Team Game-by-Game 142
 Individual Game-by-Game 143
 Individual Statistics-All Games 144
 Individual Statistics-WCC Games 145
 Results and Leaders 146
 Individual Game Highs 147
 Team Game Highs/Lows 148
 Category Leaders 149-150
 Individual Honors 151



MEDIA GUIDE CREDITS

Produced by: Kyle Chilton and Dave

Broberg

Layout & Design by: Dave Broberg

Editorial content provided by: Kyle Chilton

Editing by: Kyle Chilton, Kevin Nielsen,

Sugene Lee and Jason Kitchen

Photography by: Mark Philbrick, Jaren

Wilkey

Printing by: BYU Print Services

2014-2015 SCHEDULE

DATE	OPPONENT	PLACE	TIME	TV
Oct. 29	Cougar Tipoff	Provo, Utah	7 p.m.	BYUtv.org
Nov. 1	Colorado School of Mines ^	Provo, Utah	7 p.m.	BYUtv
Nov. 8	Seattle Pacific ^	Provo, Utah	7 p.m.	BYUtv
Nov. 14	Long Beach State	Provo, Utah	5 p.m.	BYUtv
Nov. 18	Arkansas-Little Rock@	Provo, Utah	7:30 p.m.	BYUtv
Nov. 19	Southern Virginia	Provo, Utah	7 p.m.	BYUtv
Nov. 24	vs. San Diego State@	Lahaina, Hawaii	6:30 p.m.	ESPN2
Nov. 25	vs. Pittsburgh or Chaminade@	Lahaina, Hawaii	TBA	ESPN or ESPN2
Nov. 26	vs. TBA@	Lahaina, Hawaii	TBA	ESPN Networks
Nov. 29	Eastern Kentucky	Provo, Utah	7 p.m.	BYUtv
Dec. 2	at Utah State	Logan, Utah	7 p.m.	CBS SN
Dec. 6	vs. Hawaii#	Salt Lake City, Utah	4 p.m.	BYUtv
Dec. 10	Utah	Provo, Utah	7 p.m.	ESPNU
Dec. 13	at Weber State	Ogden, Utah	7 p.m.	KJZZ
Dec. 20	Stanford	Provo, Utah	9 p.m.	ESPN2
Dec. 23	UMass	Provo, Utah	12 p.m.	BYUtv
Dec. 27	Gonzaga*	Provo, Utah	7:30 p.m.	ESPN2
Dec. 29	Portland*	Provo, Utah	7 p.m.	BYUtv
Jan. 1	at Santa Clara*	Santa Clara, Utah	2 p.m.	BYUtv
Jan. 3	at San Francisco*	San Francisco, Utah	8 p.m.	CSN Bay Area
Jan. 8	Pepperdine*	Provo, Utah	9 p.m.	ESPNU
Jan. 10	Loyola Marymount*	Provo, Utah	7 p.m.	BYUtv
Jan. 15	at Pacific*	Stockton, Utah	8 p.m.	ESPN2
Jan. 17	at Saint Mary's*	Moraga, California	8 p.m.	ESPNU
Jan. 24	at San Diego*	San Diego, California	1 p.m.	TWC/Root
Jan. 29	San Francisco*	Provo, Utah	9 p.m.	ESPN2
Jan. 31	Santa Clara*	Provo, Utah	7 p.m.	BYUtv
Feb. 5	at Pepperdine*	Malibu, California	8 p.m.	TWC
Feb. 7	at Loyola Marymount*	Los Angeles, California	1 p.m.	TWC/Root
Feb. 12	Saint Mary's*	Provo, Utah	7 p.m.	ESPN or ESPN2
Feb. 14	Pacific*	Provo, Utah	7 p.m.	BYUtv
Feb. 19	San Diego*	Provo, Utah	8 p.m.	ESPNU
Feb. 26	at Portland*	Portland, Oregon	7 p.m.	Root
Feb. 28	at Gonzaga*	Spokane, Washington	TBA	ESPN or ESPN2

^ Exhibition

@ EA SPORTS Maui Invitational (Arizona, Chaminade, Kansas State, Missouri, Pittsburgh, Purdue, San Diego State)

at EnergySolutions Arena

* WCC Game

All times local to site





COUGAR BASKETBALL 2014-2015

::Quick Facts

UNIVERSITY INFORMATION

Location: Provo, Utah
 Founded: Oct. 15, 1875
 Elevation: 4,553 feet
 Enrollment: 34,409
 Nickname: Cougars
 Mascot: Cosmo
 Colors: Blue and White
 Arena (capacity): Marriott Center (20,900)
 Conference: West Coast Conference
 President: Kevin J Worthen
 Athletics Director: Tom Holmoe

BYU TEAM INFO

2013-14 Overall Record: 23-12
 Conference Record/Finish: 13-5 (2nd WCC)
 2014 Postseason: NCAA, 0-1
 lost to Oregon, 87-68 (NCAA Second Round)
 2014 Final National Ranking: NR/NR
 Starters Returning/Lost: 4/1
 Lettermen Returning/Lost: 8/4
 Returning Redshirts: 4
 Newcomers: 6



BASKETBALL STAFF

Head Coach: Dave Rose
 Alma Mater (year): Houston (1983)
 Record at School (years): 232-78 (9th year)
 Career Div. I Record (years): same
 Office phone for head coach: Call SID
 Best time/day to reach coach: Call SID
 Basketball Office Fax: (801) 422-5965
 Assistant Coaches (Alma Mater, year):
 Terry Nashif (BYU, 2005)
 Tim LaComb (Utah, 2006)
 Mark Pope (Kentucky, 1996)
 Director of Basketball Operations:
 Cody Fueger (Utah, 2006)

PROGRAM HISTORY

First Year of Basketball: 1903
 Overall All-Time Record: 1713-1038 (.623)
 Winning Seasons: 87 (last 2014)
 Conference Championships: 29 (last 2011)
 Postseason Appearances (record): 39 (30-40)
 Total NCAA Appearances (record): 28 (15-31)
 Last NCAA Appearance: 2014
 Result: (0-1) lost, NCAA Second Round
 (Milwaukee) vs. Oregon, 87-68
 Total NIT Appearances (Record): 11 (15-9)
 Last NIT Appearance: 2013
 Result: (3-1) lost vs. Baylor, 76-70



MEDIA RELATIONS

Basketball Media Relations: Kyle Chilton
Office Phone:801-422-4909
Cell Phone:801-372-2080
Email: kyle_chilton@byu.edu
Associate AD Communications: Duff Tittle
Office Phone:801-422-8948
Cell Phone:801-372-4401
Email: duff_tittle@byu.edu
Media Relations Main Office:801-422-8948
Media Relations Fax:801-422-0633
Website: www.byucougars.com
Address: 30 SFH, Provo, UT 84602-2239
Marriott Center Pressrow Phone: . .801-422-3675





THIS IS COUGAR BASKETBALL



2014-15 COUGAR BASKETBALL SEASON PREVIEW

BYU basketball enters the 2014-15 season with eight returning letterwinners, including seven with starting experience. Headlining the returners are a pair of All-West Coast Conference First Team honorees in senior Tyler Haws and junior Kyle Collinworth. Haws led the WCC in scoring and was the league's player of the year while Collinworth was BYU's leader in rebounds and assists last season.

Also returning are seniors Nate Austin, Skyler Halford, Josh Sharp and Anson Winder and sophomores Frank Bartley IV and Luke Worthington. Combined those six have a total of 108 career starts. BYU's experienced core will be bolstered by a talented group of newcomers that includes six freshmen and a pair of transfers.

Since Dave Rose took over the program in 2005, the Cougars have averaged 26 wins and have earned a postseason bid in nine-straight seasons. Last season the Cougars finished 23-12 overall and second in the WCC at 13-5. BYU received an at-large bid to the NCAA tournament as a No. 10 seed. It was the program's seventh trip to the NCAA tournament in the last eight seasons.

EXPERIENCED AND TALENTED BACKCOURT

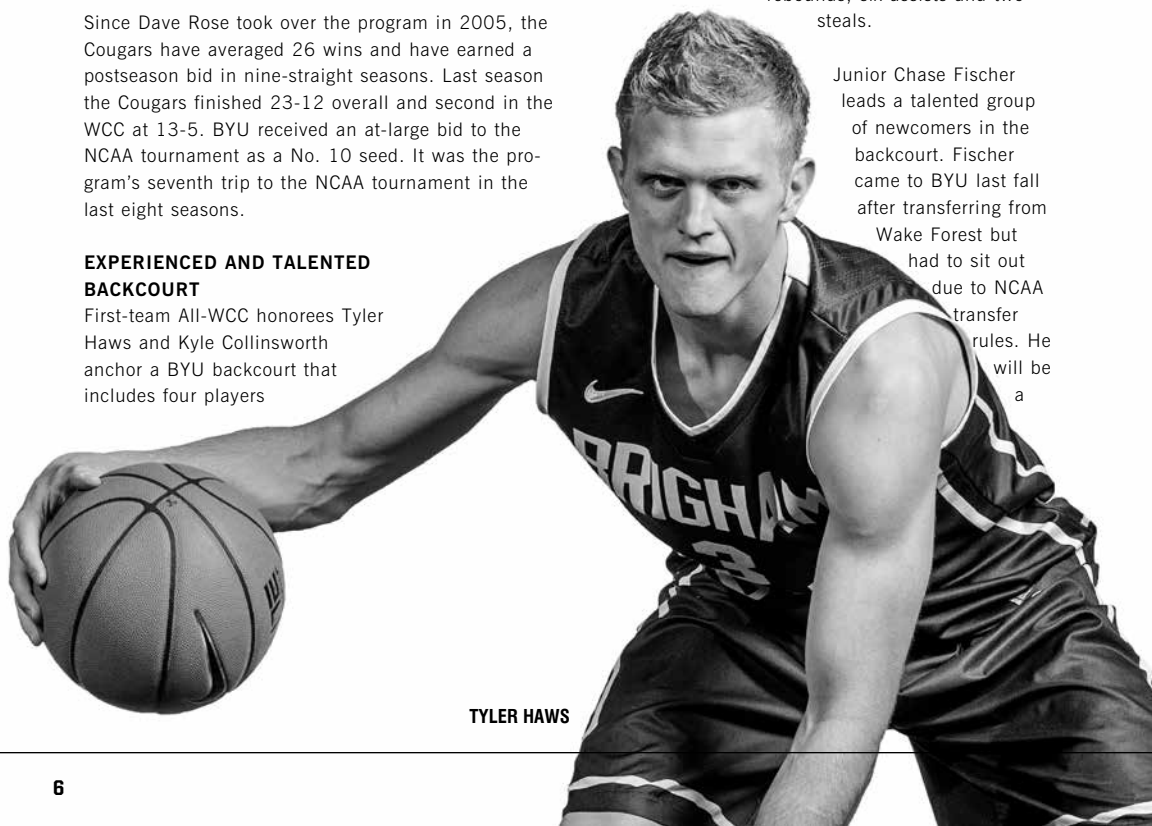
First-team All-WCC honorees Tyler Haws and Kyle Collinworth anchor a BYU backcourt that includes four players

with starting experience. Haws, a senior and an AP Honorable Mention All-American and the 2014 WCC Player of the Year, was first in the league and sixth in the nation in scoring after averaging 23.2 points per game. Collinworth, a junior, is a versatile point guard who led the team in rebounding and assists and was second in scoring and steals last season.

Other returning backcourt players with starting experience are seniors Anson Winder and Skyler Halford. Winder started the last seven games of the 2013-14 season and averaged 12.1 points per game during that stretch. Halford started 13 games throughout the season and averaged 7.0 points and hit 29 threes.

Sophomore Frank Bartley IV also returns to bolster a deep backcourt. Bartley displayed a varied skill set as he posted season highs of 16 points, seven rebounds, six assists and two steals.

Junior Chase Fischer leads a talented group of newcomers in the backcourt. Fischer came to BYU last fall after transferring from Wake Forest but had to sit out due to NCAA transfer rules. He will be a



TYLER HAWS

welcome addition to the rotation thanks to his excellent outside shooting and scoring ability.

Freshman Jordan Chatman, son of BYU great Jeff Chatman, comes to BYU fresh off a two-year mission for The Church of Jesus Christ of Latter-day Saints in Taiwan. The Vancouver, Washington, native is a versatile player with the ability to play on the wing and at the point.

Jake Toolson comes to BYU from Highland High School in Gilbert, Arizona. He was one of the top scorers in the state as he averaged 27.3 points per game as a senior and finished his high school career with 2,007 career points. Jordan Ellis, a junior, will be on the roster after spending last season as a member of the practice squad. He brings a steady presence to the point guard position.

DEPTH AND SIZE DEFINE BYU FRONT COURT

Returning frontcourt players include senior Nate Austin, who started all 35 games last season, senior Josh Sharp and sophomore Luke Worthington. Austin was second on the team in rebounding and first in blocks while shooting 54.5 percent from the field. Worthington and Sharp started three games apiece and provided valuable contributions on the defensive end. Sharp also shot a team-best 63.0 percent from the field.

The frontcourt's depth will be expanded in 2014-15 as Rose has added six post players to the three returners. Sophomore Jamal Aytes and freshman Isaac Neilson have been with the program since January 2014 – Aytes transferred midseason from UNLV and Neilson enrolled at BYU after returning from a two-year LDS mission in Alabama in December 2013.

Aytes adds strength, rebounding and an all-around offensive game that features a strong mid-range shot

and the ability to score with his back to the basket. Neilson was a prolific shot blocker in high school and has an excellent shooting touch that extends to the 3-point line.

True freshmen Ryan Andrus and Dalton Nixon are local products from American Fork and Orem, respectively. Andrus led American Fork High School to the 4A state semifinals while averaging 15 points and eight rebounds. Nixon averaged 20 points and eight rebounds while leading Orem to the 4A state title game.

Freshman Corbin Kaufusi is a surprise addition to the roster. The Provo, Utah, native originally signed to play football for the Cougars. After growing several inches while serving a two-year mission in Korea, Kaufusi chose basketball this summer. He brings a strong and athletic 6-foot-10 frame to BYU's frontcourt.

BYU also welcomes Utah State transfer Kyle Davis, who started 27 games and averaged 9.1 points and 7.6 rebounds for the Aggies last season. One of his best games in 2013-14 came against BYU when he had 16 points and nine rebounds at EnergySolutions Arena. He will sit out the 2014-15 season due to NCAA transfer rules.



KYLE COLLINWORTH



TYLER HAWS • ALL-AMERICA CANDIDATE

- Named an Honorable Mention All-American by the Associated Press in 2014
- Named first-team All-West Coast Conference in 2013 and 2014
- Named first-team All-District by the USBWA and the NABC in 2013 and 2014
- A four-time WCC Player of the Week
- Is the second-leading scorer among returning players in the NCAA entering the 2014-15 season
- Was sixth in the NCAA in scoring at 23.2 points per game in 2013-14 (only the sixth time a Cougar has ranked among the nation's top 10 in scoring)
- Was seventh in the NCAA in scoring at 21.7 points per game in 2012-13 (only the fifth Cougar in history to rank among the nation's top 10 in scoring)
- Fifth all-time in scoring at BYU – needs 656 to pass Jimmer Fredette for first all-time
- Has scored in double figures in 48-straight games dating back to the 2012-13 season, the fourth-longest streak in BYU history
- Has 50 career 20-point games, fifth all-time in BYU history
- Has 10 career 30-points games, tied for fifth all-time in BYU history
- Has career highs of 48 points (third all-time in BYU history), 13 rebounds, 6 assists, 4 steals and 2 blocks
- Has shot 100 percent from the free-throw line in games with at least 10 attempts eight times in his career, a BYU record



KYLE COLLINSWORTH • ALL-WCC CANDIDATE

- Named to the All-WCC Team and the WCC All-Tournament Team
- Named to the CollegeSportsMadness.com All-WCC Third Team
- Ranked 83rd in the nation in assists per game, 89th in steals per game, 86th in rebounds per game, 60th in total assists and 58th in total rebounds
- Ranked 2nd in the WCC in rebounding, 3rd in steals, 3rd in assists, 3rd in defensive rebounds, 5th in offensive rebounds, 7th in minutes played, 11th in assist/turnover ratio, 13th in field-goal percentage and 14th in scoring
- One of only four players in the country to be ranked in the top 100 in assists and steals in 2013-14
- In the BYU record book, totaled the 7th most offensive rebounds in a season, 7th most offensive rebounds per game, 7th most 3 steal games, 8th most 5 steal games, 9th most assists, 9th most steals and 9th most steals per game
- Posted season highs of 23 points (Loyola Marymount), 16 rebounds (Loyola Marymount), 8 assists (twice), 5 steals (twice), 3 blocks (Loyola Marymount), 10 field goals made (Loyola Marymount), 2 3-pointers (at UMass) and 8 free-throws made (Saint Mary's)



2014-15 BYU NUMERICAL ROSTER

No.	Name	Pos.	Ht.	Wt.	Yr.	Hometown (Previous School)
1	Chase Fischer	G	6-3	195	Jr.	Ripley, W.Va. (Wake Forest)
2	Jordan Ellis	G	6-1	180	Jr.	Medford, Ore. (Portland State)
3	Tyler Haws	G	6-5	195	Sr.	Alpine, Utah (Lone Peak HS)
5	Kyle Collinsworth	G	6-6	210	Jr.	Provo, Utah (Provo HS)
10	Ryan Andrus	F	6-11	215	Fr.	American Fork, Utah (American Fork HS)
12	Josh Sharp	F	6-7	190	Sr.	Highland, Utah (Utah)
15	Jake Toolson	G	6-5	215	Fr.	Gilbert, Ariz. (Highland HS)
20	Anson Winder	G	6-3	190	Sr.	Las Vegas, Nev. (Bishop Gorman HS)
21	Kyle Davis*	F	6-8	220	Jr.	Draper, Utah (Utah State)
23	Skyler Halford	G	6-1	175	Sr.	Orem, Utah (SLCC)
24	Frank Bartley IV	G	6-3	200	So.	Baton Rouge, La. (Future College Prep)
25	Jordan Chatman	G	6-6	190	Fr.	Vancouver, Wash. (Union HS)
30	Dalton Nixon	F	6-7	215	Fr.	Orem, Utah (Orem HS)
33	Nate Austin	F	6-11	230	Sr.	Alpine, Utah (Lone Peak HS)
35	Isaac Neilson	C	6-11	225	Fr.	Mission Viejo, Calif. (Mission Viejo HS)
40	Jamal Aytes	F	6-6	225	So.	San Diego, Calif. (UNLV)
41	Luke Worthington	F	6-10	235	So.	Mequon, Wis. (Homestead HS)
44	Corbin Kaufusi	C	6-10	245	Fr.	Provo, Utah (Timpview HS)

* Sitting out due to NCAA transfer rules

COACHING STAFF

Head Coach:	Dave Rose, 10th year (Houston, 1983)
Alma Mater:	Houston, 1983
Hometown:	Houston, Texas
Overall/BYU Record:	232-78 (10th year)
Playing Career:	Houston, 1980-83
Assistant Coaches:	Terry Nashif, 8th year (BYU, 2005)
	Tim LaComb, 5th year (Utah, 2006)
	Mark Pope, 4th year (Kentucky, 1996)
Director Basketball Operations:	Cody Fueger, 2nd year (Utah, 2006)
Coordinator of Player Development:	Garrett Faucette, 3rd year (BYU, 2008)
Strength and Conditioning Coach:	Bob Medina, 2nd year (UNLV, 1988)
Team Trainer:	Robert Ramos, 13th year (BYU, 1995)

2014-15 BYU ALPHABETICAL ROSTER

No.	Name	Pos.	Ht.	Wt.	Yr.	Hometown (Previous School)
10	Ryan Andrus	F	6-11	215	Fr.	American Fork, Utah (American Fork HS)
33	Nate Austin	F	6-11	230	Sr.	Alpine, Utah (Lone Peak HS)
40	Jamal Aytes	F	6-6	225	So.	San Diego, Calif. (UNLV)
24	Frank Bartley IV	G	6-3	200	So.	Baton Rouge, La. (Future College Prep)
25	Jordan Chatman	G	6-5	190	Fr.	Vancouver, Wash. (Union HS)
5	Kyle Collinsworth	G	6-6	210	Jr.	Provo, Utah (Provo HS)
21	Kyle Davis*	F	6-8	220	Jr.	Draper, Utah (Utah State)
2	Jordan Ellis	G	6-1	180	Jr.	Medford, Ore. (Portland State)
1	Chase Fischer	G	6-3	195	Jr.	Ripley, W.Va. (Wake Forest)
23	Skyler Halford	G	6-1	175	Sr.	Orem, Utah (SLCC)
3	Tyler Haws	G	6-5	195	Sr.	Alpine, Utah (Lone Peak HS)
44	Corbin Kaufusi	C	6-10	245	Fr.	Provo, Utah (Timpview HS)
35	Isaac Neilson	C	6-11	225	Fr.	Mission Viejo, Calif. (Mission Viejo HS)
30	Dalton Nixon	F	6-7	215	Fr.	Orem, Utah (Orem HS)
12	Josh Sharp	F	6-7	190	Sr.	Highland, Utah (Utah)
15	Jake Toolson	G	6-5	215	Fr.	Gilbert, Ariz. (Highland HS)
20	Anson Winder	G	6-3	190	Sr.	Las Vegas, Nev. (Bishop Gorman HS)
41	Luke Worthington	F	6-10	235	So.	Mequon, Wis. (Homestead HS)

* Sitting out due to NCAA transfer rules

33 NATE AUSTIN

SENIOR • FORWARD • 6-11 • 230 • ALPINE, UTAH



CAREER STATISTICS

YEAR	GP-GS	MP	FG-FGA	PCT	3FG-A	PCT	FT-FTA	PCT	O-D-REB	AVG	PF-FO	A	TO	BLK	STL	PTS	AVG	
2011-12	35-1	450	58-107	.542	7-23	.304	20-39	.513	53-79	132	3.8	95-6	19	20	15	9	143	4.1
2012-13	36-7	631	52-109	.477	3-15	.200	24-41	.585	77-88	165	4.6	92-5	20	21	23	21	131	3.6
2013-14	35-35	934	48-88	.545	2-4	.500	34-52	.654	90-188	278	7.9	119-6	32	38	31	26	132	3.8
TOTAL	106-43	2015	158-304	.520	12-42	.286	78-132	.591	220-355	575	5.4	306-17	71	79	69	56	406	3.8

CAREER CONFERENCE STATISTICS

YEAR	GP-GS	MP	FG-FGA	PCT	3FG-A	PCT	FT-FTA	PCT	O-D-REB	AVG	PF-FO	A	TO	BLK	STL	PTS	AVG	
2011-12	16-1	230	28-52	.538	2-10	.200	12-22	.545	33-36	69	4.3	48-4	9	8	5	5	70	4.4
2012-13	16-0	281	20-39	.513	1-8	.125	7-15	.467	29-39	68	4.3	41-2	8	9	10	9	48	3.0
2013-14	18-18	505	24-42	.571	0-0	.000	21-32	.656	50-94	144	8.0	59-3	13	21	15	9	69	3.8
TOTAL	50-19	1016	72-133	.541	3-18	.167	40-69	.580	112-169	281	5.6	148-9	30	38	30	23	187	3.7

CAREER CONFERENCE TOURNAMENT STATISTICS

YEAR	GP-GS	MP	FG-FGA	PCT	3FG-A	PCT	FT-FTA	PCT	O-D-REB	AVG	PF-FO	A	TO	BLK	STL	PTS	AVG
2012	2-0	26	2-5	.400	0-1	.000	0-0	.000	3-3	3.0	7-1	4	0	0	1	4	2.0
2013	1-1	21	2-6	.333	0-1	.000	2-2	1.000	3-1-4	4.0	5-1	0	1	0	0	6	6.0
2014	3-3	69	2-4	.500	0-0	.000	0-1	.000	5-11-16	5.3	12-1	0	2	2	1	4	1.3
TOTAL	6-4	116	6-15	.400	0-2	.000	2-3	.667	11-15-26	4.3	24-3	4	3	2	2	14	2.3

CAREER POSTSEASON STATISTICS

YEAR	GP-GS	MP	FG-FGA	PCT	3FG-A	PCT	FT-FTA	PCT	O-D-REB	AVG	PF-FO	A	TO	BLK	STL	PTS	AVG
2012*	2-0	17	2-6	.333	1-3	.333	0-0	.000	2-5-7	3.5	3-0	1	1	3	0	5	2.5
2013^	4-4	121	8-11	.727	0-0	.000	3-4	.750	14-17-31	7.8	13-0	5	2	6	4	19	4.8
2014*	1-1	16	1-2	.500	0-0	.000	0-0	.000	4-1-5	5.0	4-0	0	2	0	1	2	2.0
TOTAL	1-0	10	0-4	.000	0-3	.000	0-0	.000	0-1-1	1.0	3-0	2	0	0	0	0	0.0

*NCAA tournament

^ NIT

CAREER HIGHS

Points: 15, Weber State – 12/07/11
 Rebounds: 16 vs. San Francisco – 2/08/14
 Assists: 4, twice, last vs. PVAMU – 12/11/13
 Steals: 4 vs. Prairie View A&M – 12/11/13
 Blocks: 3, 3 times, last vs. North Texas – 12/3/13
 FG made: 7, Weber State – 12/07/11
 FG attempts: 8, Weber State – 12/07/11
 3FG made: 1, 12 times, last vs. Mt. St. Mary's – 11/15/13
 3FG attempts: 2, 13 times, last vs. MSM – 11/15/13
 FT made: 5, 3 times, last at San Diego – 3/1/14
 FT attempts: 6, 3 times, last vs. Saint Mary's – 2/1/14

MISCELLANEOUS

	13-14	Career
Double figure points	2	4
Double-figure rebounds	10	12
Double-doubles	1	1
3-plus steals	1	2
3-plus blocks	1	3
Rebound leader	17	24
Assist leader	1	1
Dunks	5	16

**JUNIOR (2013-14)**

- Ranked 53rd in the nation in total rebounds and 97th in rebounds per game
- Ranked 3rd in the WCC in rebounding, 4th in offensive rebounds, 5th in defensive rebounds and 11th in blocks
- In the BYU record book, totaled the 3rd most offensive rebounds in a season, 2nd most personal fouls in a season and 5th most games started in a season
- Posted season highs of 12 points (at Stanford), 16 rebounds (San Francisco), 4 assists (Prairie View A&M), 4 steals (Prairie View A&M), 3 blocks (North Texas), 5 field goals made (at Stanford) and 5 free throws made (at Portland)
- Scored in double figures twice, had double figure rebounds 10 times, had 1 double-double and had 3-plus steals once and 3-plus blocks once
- Led the team in rebounding 17 times and assists once
- Averaged 3.8 assists, 7.9 rebounds, 0.9 assists and 0.9 blocks and shot .545 from the field and .654 from the free-throw line

SOPHOMORE (2012-13)

- Was 17th in the WCC in rebounding, 13th in blocked shots, 9th in offensive rebounds
- Played in all 36 games and started 7, including the last 5-straight
- Recorded 3-plus steals once and at least one block in 14 games
- Recorded double-figure rebounds once, against Baylor in the final game of the season
- Let the team in rebounding 4 times
- Posted season highs of 9 points (at Gonzaga, vs. Baylor), 11 rebounds (vs. Baylor), 4 assists (vs. Eastern New Mexico), 3 steals (at Iowa State)

and 3 blocks (twice)

- Averaged 3.6 points, 4.6 rebounds and 0.6 blocks, shot .477 from the field and .585 from the free-throw line
- Hit 14 of 22 from the field (.636) in the last 8 games of the season

FRESHMAN (2011-12)

- Played in every game this season and started 1 game
- Posted season highs of 15 points, 10 rebounds, 3 assists and 2 blocks
- Tied for 10th in the WCC in offensive rebounds in league games
- Career-high 15 points came on 7 of 8 shooting vs. Weber State
- Hit 3-pointers in four-straight games (Northern Arizona, Oregon, Weber State, Utah)
- Averaged 4.1 points and 3.8 rebounds and added 15 blocks and 9 steals
- Shot .553 from the field and .304 from three

team directed by Dave Hammer and coached by Marty Haws

- At Las Vegas Spring Showcase scored 24 points and grabbed 22 rebounds in a gold bracket quarterfinal game

PERSONAL

- Parents are Randy and Leslie Austin
- Served a mission for The Church of Jesus Christ of Latter-day Saints in McAllen, Texas
- Also recruited by Boise State and Utah State

**BEFORE BYU**

- Helped Lone Peak to a 22-3 record as a senior
- Earned first-team all-state honors as a senior
- Averaged 11.5 points while helping the Knights to a trip to the state title game in 2009
- Helped Lone Peak win the 2008 state title
- Played with fellow Cougars Tyler Haws and Josh Sharp at Lone Peak
- Coached by Quincy Lewis
- Played for Salt Lake Metro club



2011-12

2013-14

Opponent	MP	FG	3FG	FT	REB	PF	A	TO	B	S	PTS
at Utah State	11	1-1	0-0	0-0	1-2-3	1	0	1	1	0	2
BYU-Hawaii	5	0-0	0-0	0-0	1-1-2	3	0	2	0	0	0
Longwood	13	2-4	0-0	0-0	2-1-3	3	1	2	1	0	4
Prairie View A&M	8	0-1	0-0	2-4	0-0-0	2	0	1	0	1	2
vs Nevada	4	0-0	0-0	0-0	0-0-0	1	0	0	1	1	0
vs Wisconsin	1	0-0	0-0	2-2	0-0-0	0	0	0	0	0	2
vs Northern Arizona	9	5-6	1-2	0-0	1-3-4	3	1	0	0	0	11
vs Oregon	18	4-7	1-2	0-0	2-4-6	5	0	0	0	0	9
Weber State	21	7-8	1-2	0-3	2-7-9	3	0	0	1	0	15
at Utah	18	1-1	1-1	0-0	0-5-5	3	1	0	0	0	3
Baylor	7	0-1	0-0	0-0	1-2-3	2	0	0	1	0	0
Buffalo	24	2-4	0-1	3-4	2-7-9	4	1	1	0	1	7
UC Santa Barbara	8	0-1	0-1	0-2	0-0-0	2	0	3	0	0	0
Cal State San Marcos	13	1-3	0-0	1-2	0-2-2	3	1	0	2	0	3
at Saint Mary's	12	0-1	0-0	0-2	2-2-4	1	2	0	0	0	0
San Diego	14	3-6	1-2	2-2	0-1-1	5	0	0	1	1	9
at Loyola Marymount	15	4-5	0-0	0-0	4-2-2	2	0	0	0	0	8
San Francisco	16	2-4	0-1	0-2	2-7-9	1	1	0	1	0	4
Santa Clara	16	1-1	0-0	1-2	4-3-7	2	2	0	0	0	3
at San Diego	10	2-4	1-1	2-3	3-2-5	2	1	2	0	0	7
Loyola Marymount	10	0-2	0-2	2-4	0-2-2	1	0	0	0	0	2
at Pepperdine	9	2-2	0-0	0-1	2-3-3	3	0	0	0	0	4
at Virginia Tech	17	3-7	0-0	0-0	3-1-4	2	0	1	0	0	6
Saint Mary's	14	2-3	0-0	0-1	2-1-3	3	0	1	0	1	4
Gonzaga	12	1-5	0-2	1-1	0-2-4	4	0	0	0	1	3
at Portland	11	1-2	0-0	2-2	1-0-1	3	0	1	0	0	4
Pepperdine	23	2-4	0-0	0-0	6-2-8	3	0	1	1	1	4
at San Francisco	18	3-4	0-0	0-0	1-2-3	5	0	0	1	1	6
at Santa Clara	17	2-2	0-0	2-2	0-1-1	5	1	1	0	0	6
at Gonzaga	17	2-5	0-2	0-0	5-5-10	5	2	1	0	0	4
Portland	16	1-2	0-0	0-0	1-1-2	3	0	1	1	0	2
vs San Diego	13	1-2	0-0	0-0	1-2-2	2	3	0	0	1	2
vs Gonzaga	13	1-3	0-1	0-0	2-4-4	5	1	0	0	0	2
vs Iowa	4	1-2	1-2	0-0	1-1-2	0	1	1	1	0	3
vs Marquette	13	1-4	0-1	0-0	1-4-5	3	0	0	2	0	2

Opponent	MP	FG	3FG	FT	REB	PF	A	TO	B	S	PTS
Weber State	26	1-2	0-0	0-0	1-7-8	4	2	0	1	0	2
at Stanford	26	5-7	1-2	1-2	3-5-8	4	1	0	2	1	12
Mount St. Mary's	25	1-2	1-1	2-2	3-6-9	3	3	2	1	1	5
Colorado Mesa	31	2-2	0-0	0-2	3-9-12	3	2	1	2	0	4
Iowa State	35	3-5	0-1	0-0	5-8-13	4	0	2	1	2	6
vs Texas	22	0-2	0-0	2-2	1-3-4	4	0	1	1	2	2
vs Wichita State	29	0-1	0-0	0-0	2-10-12	3	0	2	1	1	0
vs Utah State	25	1-2	0-0	0-0	2-1-3	0	1	1	0	1	2
North Texas	29	3-6	0-0	4-5	2-11-13	4	2	2	3	1	10
at Massachusetts	19	0-0	0-0	0-0	1-4-5	5	2	0	0	0	0
Prairie View A&M	28	3-5	0-0	2-2	2-9-11	1	4	0	0	0	8
at Utah	19	1-2	0-0	0-0	2-1-3	4	0	1	2	1	2
at Oregon	30	1-4	0-0	2-4	4-8-12	5	2	1	0	1	4
at Loyola Marymount	25	1-1	0-0	0-0	0-5-5	5	2	0	0	0	2
at Pepperdine	18	2-4	0-0	0-0	3-2-5	5	0	1	1	0	4
San Diego	24	1-2	0-0	0-0	1-6-7	3	2	0	0	1	2
Pepperdine	30	3-3	0-0	0-2	4-5-9	4	0	2	2	0	6
Loyola Marymount	30	1-3	0-0	0-1	5-4-9	1	1	0	0	0	2
at San Francisco	30	0-1	0-0	0-1	2-6-8	4	0	1	1	0	0
at Santa Clara	27	1-1	0-0	0-1	1-6-7	4	2	1	0	0	2
at Portland	52	1-1	0-0	5-6	5-10-15	5	0	2	2	2	7
at Gonzaga	24	2-4	0-0	0-0	1-3-4	4	0	0	1	0	6
Pacific	24	3-2	0-0	3-4	4-4-8	4	1	2	2	0	7
Saint Mary's	26	1-1	0-0	4-6	2-3-5	3	2	1	2	0	6
Santa Clara	26	0-4	0-0	2-2	4-4-8	1	1	1	0	1	2
San Francisco	35	2-4	0-0	2-2	8-8-16	2	0	4	1	0	4
at Pacific	30	1-2	0-0	0-0	2-5-7	4	0	0	1	2	2
at Saint Mary's	29	2-2	0-0	1-2	3-8-11	2	0	2	0	1	5
Gonzaga	26	1-4	0-0	0-0	1-2-3	3	0	1	2	1	2
Portland	23	0-0	0-0	1-2	0-7-7	2	1	2	0	0	1
at San Diego	28	2-3	0-0	5-5	4-6-10	3	1	1	0	1	9
vs LMU	24	1-2	0-0	0-0	3-4-7	5	0	1	1	0	2
vs San Francisco	22	0-0	0-0	0-0	0-4-4	4	0	0	1	0	0
vs Gonzaga	23	1-2	0-0	0-1	2-3-5	3	0	1	0	1	2
vs Oregon	16	1-2	0-0	0-0	4-1-5	4	0	2	0	1	2

2012-13

Opponent	MP	FG	3FG	FT	REB	PF	A	TO	B	S	PTS
Tennessee State	17	2-4	0-0	0-0	1-6-7	4	0	0	2	0	4
Georgia State	16	2-5	0-0	0-0	0-4-4	1	2	1	2	0	4
vs Florida State	22	1-6	0-1	2-4	6-2-8	2	0	1	0	1	4
vs Notre Dame	11	2-5	0-0	0-0	2-0-2	2	0	0	0	0	4
UTSA	7	0-0	0-0	2-2	1-1-2	2	0	1	0	0	2
Cal State Northridge	8	1-2	0-0	1-4	2-3-5	1	0	0	1	0	3
vs Montana	2	0-0	0-0	0-0	0-0-0	0	0	0	0	0	0
at Iowa State	23	3-5	1-2	1-2	4-1-5	0	1	3	0	3	8
Utah	9	1-4	0-0	0-0	1-2-3	1	0	0	0	0	2
at Weber State	20	1-2	0-0	1-2	3-3-6	3	0	0	0	0	3
Eastern New Mexico	15	2-4	1-2	0-0	2-1-3	2	4	1	1	1	5
at Baylor	18	4-6	0-0	0-0	2-0-2	5	0	0	1	2	8
Northern Arizona	12	0-3	0-0	5-6	2-2-4	1	0	0	0	0	5
vs Virginia Tech	17	3-7	0-1	0-0	3-5-8	5	0	1	0	0	6
Loyola Marymount	17	1-4	0-1	0-0	3-4-7	1	1	0	0	0	2
at San Francisco	10	1-3	0-1	0-0	1-1-2	1	0	0	0	0	2
Pepperdine	15	1-3	0-0	0-1	2-4-6	3	2	1	0	0	2
at Santa Clara	13	1-2	0-1	0-0	1-3-4	1	2	0	0	1	2
Saint Mary's	27	3-4	0-1	0-1	2-2-4	2	1	0	1	0	6
San Diego	32	0-2	0-0	0-0	2-7-9	4	1	1	2	1	0
at Gonzaga	27	4-5	1-2	0-0	5-0-3	3	0	2	3	2	9
at Portland	15	1-1	0-0	0-0	0-2-2	5	0	0	2	0	2
at Pepperdine	22	1-3	0-0	2-2	3-3-6	4	0	1	0	1	4
Santa Clara	10	0-1	0-0	1-2	1-4-5	3	0	0	0	0	1
at San Diego	21	1-4	0-1	1-3	2-6-8	0	0	1	1	1	3
San Francisco	10	1-1	0-0	0-0	0-1-1	2	0	1	0	0	2
Portland	8	1-1	0-0	0-1	2-0-2	1	0	0	0	0	2
Utah State	11	0-0	0-0	0-0	2-1-3	4	0	1	0	1	0
at Saint Mary's	25	2-2	0-0	2-2	1-1-2	3	1	2	1	1	6
Gonzaga	18	1-2	0-1	0-1	3-0-3	5	0	0	0	1	2
at Loyola Marymount	11	1-1	0-0	1-2	1-1-2	3	0	0	0	1	3
vs San Diego	21	2-6	0-1	2-2	3-1-4	5	0	1	0	0	6
Washington	33	1-1	0-0	0-0	0-5-5	4	2	0	3	2	2
Mercer	24	2-2	0-0	0-0	5-2-7	2	1	1	1	0	4
at Southern Miss	25	2-2	0-0	0-0	2-6-8	4	1	1	0	0	4
vs Baylor	39	3-6	0-0	3-4	7-4-11	3	1	0	2	2	9



23 SKYLERHALFORD

SENIOR • GUARD • 6-1 • 175 • OREM, UTAH



CAREER STATISTICS

YEAR	GP-GS	MP	FG-FGA	PCT	3FG-A	PCT	FT-FTA	PCT	O-D-REB	AVG	PF-FO	A	TO	BLK	STL	PTS	AVG
2013-14	35-13	528	84-195	.431	29-93	.312	49-58	.845	6-44-50	1.4	49-0	35	29	1	15	246	7.0
TOTAL	35-13	528	84-195	.431	29-93	.312	49-58	.845	6-44-50	1.4	49-0	35	29	1	15	246	7.0

CAREER CONFERENCE STATISTICS

YEAR	GP-GS	MP	FG-FGA	PCT	3FG-A	PCT	FT-FTA	PCT	O-D-REB	AVG	PF-FO	A	TO	BLK	STL	PTS	AVG
2013-14	18-13	346	52-130	.400	19-64	.297	35-40	.875	5-32-37	2.1	25-0	23	21	1	7	158	8.8
TOTAL	18-13	346	52-130	.400	19-64	.297	35-40	.875	5-32-37	2.1	25-0	23	21	1	7	158	8.8

CAREER CONFERENCE TOURNAMENT STATISTICS

YEAR	GP-GS	MP	FG-FGA	PCT	3FG-A	PCT	FT-FTA	PCT	O-D-REB	AVG	PF-FO	A	TO	BLK	STL	PTS	AVG
2014	3-0	11	0-4	.000	0-3	.000	0-0	.000	0-2-2	0.7	1-0	1	2	0	2	0	0.0
TOTAL	3-0	11	0-4	.000	0-3	.000	0-0	.000	0-2-2	0.7	1-0	1	2	0	2	0	0.0

CAREER POSTSEASON STATISTICS

YEAR	GP-GS	MP	FG-FGA	PCT	3FG-A	PCT	FT-FTA	PCT	O-D-REB	AVG	PF-FO	A	TO	BLK	STL	PTS	AVG
2014*	1-0	10	0-4	.000	0-3	.000	0-0	.000	0-1-1	1.0	3-0	2	0	0	0	0	0.0
TOTAL	1-0	10	0-4	.000	0-3	.000	0-0	.000	0-1-1	1.0	3-0	2	0	0	0	0	0.0

*NCAA tournament

CAREER HIGHS

Points: 28 vs. San Diego – 1/04/14
 Rebounds: 6, twice, last vs. Santa Clara – 2/6/14
 Assists: 4 vs. Santa Clara – 2/6/14
 Steals: 3 at San Francisco – 1/16/14
 Blocks: 1 at Pacific – 2/13/14
 FG made: 11 vs. San Diego – 1/04/14
 FG attempts: 16 vs. San Diego – 1/04/14
 3FG made: 4 vs. San Diego – 1/04/14
 3FG attempts: 9 vs. Pacific – 1/30/14
 FT made: 11 at USF – 1/16/14
 FT attempts: 12 at USF – 1/16/14

MISCELLANEOUS

	13-14	Career
Double figure points	13	13
20-plus points	1	1
3-plus steals	1	1
3-plus 3-point FGs	3	3
Scoring leader	1	1
Assist leader	1	1



JUNIOR (2013-14)

- Named WCC Player of the Week Jan. 6 for scoring 28 points on 11 of 16 shooting against San Diego while adding 3 assists, 2 rebounds and 1 steal
- Named to the NABC Honors Court and received Bronze Honors on the WCC Commissioner's Honor Roll
- Posted season highs of 28 points (San Diego), 6 rebounds (twice), 4 assists (Santa Clara), 3 steals (at San Francisco), 11 field goals made (San Diego), 4 made threes (San Diego) and 11 free throws made (at San

Francisco)

- Scored 28 points and had 3 assists against San Diego on Jan. 4
- Scored 18 points against Pepperdine and grabbed 6 rebounds on Jan. 9
- Scored 12 points, grabbed 6 rebounds and had 4 assists against Santa Clara on Feb. 6
- Scored in double figures 13 times, had 20-plus points once and 3-plus threes 3 times
- Led the team in scoring once and assists twice
- Averaged 7.0 points, 1.4 rebounds and 1.0 assists and shot .431 from the field, .312 from three and .845 from the free-throw line

BEFORE BYU

SALT LAKE COMMUNITY COLLEGE

- Named an NJCAA All-America First Team honoree as a sophomore
- Region 18 MVP and Scenic West Athletic Conference Player of the Year
- Led SLCC to a record of 29-5 overall and 14-1 in the SWAC
- Led SLCC to the SWAC and Region 18 titles and to the round of 16 in the NJCAA Tournament
- Averaged 17.4 points, 4.5 rebounds, 4.0 assists and 1.6 steals

- Shot .461 from the field, .393 from three and .908 from the free-throw line
- Averaged 10.6 points, 3.1 rebounds, 1.8 assists and 1.1 steals as a freshman
- Shot .452 from the field, .450 from three and .819 from the free-throw line
- Earned second-team all-region honors
- Led SLCC to a record of 22-9 overall and 9-6 in the SWAC

TIMPANOGOS HIGH SCHOOL

- As a senior was second in 5A in scoring at 23.6 points per game
- Also averaged 5.0 rebounds and 4.5 assists as a senior and led the Timberwolves to the state tournament
- Averaged 19.8 points per game as a junior
- Averaged 13.2 points per game as sophomore

PERSONAL

- Parents are Rod and Jill
- Has four siblings
- Served a mission for The Church of Jesus Christ of Latter-day Saints in Brazil

2013-14

Opponent	MP	FG	3FG	FT	REB	PF	A	TO	B	S	PTS
Weber State	5	1-2	0-1	0-0	0-0-0	2	0	0	0	0	2
at Stanford	8	1-2	0-0	0-0	0-1-1	0	0	0	0	0	2
Mount St. Mary's	26	6-11	1-5	2-3	0-1-1	4	1	1	0	0	15
Colorado Mesa	22	4-7	0-2	4-4	0-2-2	1	1	2	0	1	12
Iowa State	5	2-2	1-1	0-0	0-0-0	0	0	0	0	0	5
vs Texas	2	0-0	0-0	0-0	0-0-0	2	0	0	0	0	0
vs Wichita State	5	0-2	0-2	1-2	0-0-0	1	0	0	0	0	1
vs Utah State	13	4-7	0-1	0-0	0-1-1	2	1	0	0	1	8
North Texas	20	5-7	3-5	3-4	0-2-2	2	1	0	0	0	16
at Massachusetts	14	1-3	0-0	0-1	0-1-1	1	2	0	0	1	2
Prairie View A&M	15	2-5	1-2	2-2	0-0-0	1	3	1	0	2	7
at Utah	12	2-3	2-2	0-0	0-0-0	3	0	1	0	1	6
at Oregon	14	4-6	2-2	2-2	1-1-2	1	0	1	0	0	12
at Loyola Marymount	11	2-2	1-1	0-0	0-1-1	1	0	0	0	0	5
at Pepperdine	23	4-10	0-3	3-4	1-1-2	1	1	0	0	2	11
San Diego	26	11-16	4-8	2-2	0-2-2	0	3	1	0	1	28
Pepperdine	31	7-14	2-6	2-2	1-5-6	3	1	3	0	0	18
Loyola Marymount	20	0-5	0-3	2-2	0-3-3	1	1	1	0	0	2
at San Francisco	31	3-9	1-3	11-12	0-3-3	3	1	2	0	3	18
at Santa Clara	21	4-5	2-2	0-0	0-1-1	2	1	2	0	0	10
at Portland	32	4-10	2-6	3-4	1-3-4	1	1	1	0	0	13
at Gonzaga	16	1-7	0-3	0-0	1-1-2	0	1	3	0	0	2
Pacific	26	3-10	3-9	1-2	0-0-0	3	1	1	0	1	10
Saint Mary's	10	2-4	0-1	0-0	0-1-1	3	0	1	0	0	4
Santa Clara	26	4-11	2-5	2-2	1-5-6	4	4	0	0	0	12
San Francisco	19	1-5	0-2	0-0	0-1-1	0	1	0	0	0	2
at Pacific	23	3-10	1-5	7-8	0-0-0	1	2	3	1	0	14
at Saint Mary's	6	0-2	0-2	2-2	0-1-1	0	1	0	0	0	2
Gonzaga	10	2-4	0-2	0-0	0-3-3	0	1	1	0	0	4
Portland	9	0-3	0-1	0-0	0-1-1	0	3	0	0	0	0
at San Diego	6	1-3	1-2	0-0	0-0-0	2	0	2	0	0	3
vs LMU	4	0-0	0-0	0-0	0-0-0	0	1	1	0	2	0
vs San Francisco	1	0-1	0-0	0-0	0-0-0	0	0	0	0	0	0
vs Gonzaga	6	0-3	0-3	0-0	0-2-2	1	0	1	0	0	0
vs Oregon	10	0-4	0-3	0-0	0-1-1	3	2	0	0	0	0



3 TYLER HAWS

SENIOR • GUARD • 6-5 • 195 • ALPINE, UTAH



CAREER STATISTICS

YEAR	GP-GS	MPG	FG-FGA	PCT	3FG-A	PCT	FT-FTA	PCT	O-D-REB	AVG	PF-FO	A	TO	BLK	STL	PTS	AVG	
2009-10	35-33	26.4	131-263	.498	25-68	.368	110-120	.917	49-97	146	4.2	53-0	54	41	5	26	397	11.3
2012-13	36-36	34.3	276-571	.483	43-113	.381	185-211	.877	49-116	165	4.6	54-0	71	71	5	45	780	21.7
2013-14	33-33	34.6	252-544	.463	40-99	.404	223-253	.881	33-93	126	3.8	75-1	49	63	9	34	767	23.2
TOTAL	104-102	31.8	659-1378	.478	108-280	.386	518-584	.887	131-306	437	4.2	182-1	174	175	19	105	1944	18.7

CAREER CONFERENCE STATISTICS

YEAR	GP-GS	MP	FG-FGA	PCT	3FG-A	PCT	FT-FTA	PCT	O-D-REB	AVG	PF-FO	A	TO	BLK	STL	PTS	AVG	
2009-10	16-16	26.5	57-129	.442	14-37	.378	51-55	.927	24-40	64	4.0	18-0	28	18	2	13	179	11.2
2012-13	16-16	35.1	117-247	.474	15-41	.366	80-98	.816	18-55	73	4.6	24-0	24	26	0	18	329	20.6
2013-14	18-18	34.3	143-298	.480	23-50	.460	114-131	.870	13-40	53	2.9	40-1	29	34	7	19	423	23.5
TOTAL	50-50	32.1	317-674	.470	52-128	.406	245-284	.863	55-135	190	3.8	82-1	81	78	9	50	931	18.6

CAREER CONFERENCE TOURNAMENT STATISTICS

YEAR	GP-GS	MP	FG-FGA	PCT	3FG-A	PCT	FT-FTA	PCT	O-D-REB	AVG	PF-FO	A	TO	BLK	STL	PTS	AVG
2010	1-1	15.0	1-4	.250	0-0	.000	6-6	1.000	1-1-2	2.0	2-0	1	0	0	0	8	8.0
2013	1-1	29.0	7-13	.538	1-2	.500	5-6	.833	0-1-1	1.0	2-0	0	2	0	2	20	20.0
2014	3-3	39.3	20-55	.364	1-8	.125	29-30	.967	8-7-15	5.0	7-0	5	9	0	3	70	23.3
TOTAL	5-5	32.4	28-72	.389	2-10	.200	40-42	.952	9-9-18	3.6	11-0	6	11	0	5	98	19.6

CAREER POSTSEASON STATISTICS

YEAR	GP-GS	MP	FG-FGA	PCT	3FG-A	PCT	FT-FTA	PCT	O-D-REB	AVG	PF-FO	A	TO	BLK	STL	PTS	AVG
2010*	2-2	25.0	7-11	.636	0-0	.000	10-10	1.000	1-3-4	2.0	4-0	3	0	0	1	24	12.0
2013^	4-4	38.0	43-78	.551	4-12	.333	21-22	.955	6-11-17	4.3	6-0	9	9	2	2	111	27.8
2014*	1-1	35.0	7-18	.389	1-4	.250	4-4	1.000	1-3-4	4.0	3-0	1	2	0	1	19	19.0
TOTAL	7-7	33.9	57-107	.532	5-16	.313	35-36	.972	8-17-25	3.6	13-0	13	11	2	4	154	22.0

*NCAA tournament

^ NIT

CAREER HIGHS

Points: 48 at Portland – 1/23/14
 Rebounds: 13 vs. Weber State – 11/08/13
 Assists: 6 vs. Idaho State – 11/17/09
 Steals: 4 vs. Air Force – 2/13/10
 Blocks: 2, twice, last vs. LMU – 1/11/14
 FG made: 17 at Portland – 1/23/14
 FG attempts: 34 at Portland – 1/23/14
 3FG made: 6 vs. Virginia Tech – 12/29/12
 3FG attempts: 8, 3 times, last at Portland – 1/23/14
 FT made: 14, twice, last vs. USF – 3/10/14
 FT attempts: 14, 4 times, last vs. USF – 3/10/14

MISCELLANEOUS

	13-14	Career
Double figure points	33	88
20-plus points	21	50
Double-figure rebounds	1	3
Double-doubles	1	3
3-plus steals	4	11
3-plus 3-point FGs	4	12
Scoring leader	24	49
Rebound leader	2	13
Assist leader	3	12
Dunks	6	14



JUNIOR (2013-14)

- A team captain
- Named an Honorable Mention All-American by the Associated Press
- Named WCC Player of the Year, to the All-WCC Team and the WCC All-Tournament Team
- Named to the USBWA All-District VIII First Team, the NABC All-District 9 First Team and the Basketball Times All-District Team (Rockies)
- Named to the All-High Major First Team, the WCC Player of the Year and to the All-WCC First Team by CollegeSportsMadness.com
- Named WCC Player of the Week on Jan. 13, 2014 for averaging 33.0 points in wins over Loyola Marymount and Pepperdine
- Named WCC Player of the Week on Feb. 1, 2014 for averaging 35.5 points, 4.5 rebounds and 2.0 steals per game in wins over Pacific and Saint Mary's
- Named to the CBE Hall of Fame Classic All-Tournament Team
- Received Bronze Honors on the WCC Commissioner's Honor Roll
- Named the Co-Male Athlete of the Year and received the Floyd Johnson Service Award at the 2014 Y Awards
- Ranked 6th in the nation in points per game at 23.2 (6th all-time at BYU for a single season), 5th in total points, 6th in field goal attempts and field goals made, 5th in free throws made, 27th in attempts and 19th in free-throw percentage
- Ranked 1st in the WCC in scoring, 3rd in free-throw percentage, 13th in 3-point field-goal percentage, 4th in minutes played, T-15th in steals
- Set the WCC tournament record for free throws made with 29
- Scored the most points through a junior season at BYU with 1,944 points, Danny Ainge scored 1,685

- points through his first three seasons
- Scored a career-high 48 points against Portland, 3rd all-time in BYU history and tied for the most in the NCAA in 2013-14, also set career highs in field goals made and attempted and 3-point field goals attempted
- Had two streaks of 30 consecutive made free throws (11/25/13 to 12/11/13 and 3/8/14 to present)
- Set a career high in rebounds with 13 against Weber State
- Finished the season in the top 10 of multiple career categories: 1st in career FT percentage, 4th in career FT made, 4th in consecutive games in double figures, 5th in scoring, 5th in FG attempts, 5th in 20-point games, 5th in 30-point games, 8th in scoring average and 10th in FT attempts
- Posted season highs of 48 points (at Portland), 13 rebounds (Weber State), 5 assists (Portland), 3 steals (three times), 2 blocks (Loyola Marymount), 17 field goals made (at Portland) and 14 free throws made (San Francisco)
- Scored in double figures in all 33 games played, 20-plus points 21 times, 30-plus points 7 times and 40-plus points once
- Had 3-plus steals 4 times, hit 3-plus threes 4 times, led the team in scoring 24 times, rebounding twice and assists 3 times
- Averaged 23.2 points, 3.8 rebounds, 1.5 assists and 1.0 steals and shot .463 from the field, .404 from three and .881 from the free-throw line

SOPHOMORE (2012-13)

- A team captain
- Named to All-West Coast Conference First Team, USBWA All-District VIII First Team and NABC All-District 9 First Team
- Named to the Coaches vs. Cancer All-Tournament Team
- Received Bronze Honors on the WCC Commissioner's Honor Roll
- Named WCC Player of the Week, SI.com and NBCSports.com National Player of the Week on Dec. 31, 2012, after scoring 42 points vs. Virginia Tech
- Named WCC Player of the Week on Jan. 14, 2013, after averaging 24 points and shooting .643 from the field, .400 from three and .909 from the free-throw line vs. Pepperdine and Santa Clara

- Ranked 7th in the NCAA in scoring (the only BYU sophomore to finish in the top 10 and only the fifth Cougar to do so), 102nd in field-goal percentage and 17th in free-throw percentage
- Ranked 1st in the WCC in scoring, T17th in rebounding, 9th in field-goal percentage, 2nd in free-throw percentage, 12th in steals, 13th in 3-point field-goal percentage and 3rd in minutes played
- Set the BYU sophomore records for points scored with 780 (4th all-time) and points per game at 21.7 (10th all-time)
- Joined Danny Ainge as the only BYU players to reach 1,000 career points during their sophomore seasons
- Had 25 games with 20 or more points in 2012-13, ranked fourth all-time for a single season and the most by a BYU sophomore
- Haws's 42 points against Virginia Tech are tied for eighth all-time in a single game at BYU and are the most by a sophomore and the most by a player not named Jimmer Fredette since Bob Skousen scored 47 against UCLA on Dec. 2, 1961 in the Smith Fieldhouse
- Shot .877 from the free-throw line in 2012-13, the sixth-best single-season percentage in program history
- BYU's all-time leader in career NIT points (111) and NIT scoring average (27.8)
- Holds BYU's single-game NIT scoring record with 37 points vs. Washington, also tied for the most points by a Cougar in a postseason game (NCAA Tournament or NIT)
- Scored in double figures 34 times, 20-plus points 25 times, 30-plus points 3 times and 40-plus points once
- Had 3-plus steals 5 times, hit 3-plus threes 4 times, led the team in scoring 21 times, rebounding 3 times and assists 6 times
- Averaged 21.7 points, 4.6 rebounds, 2.0 assists and 1.3 steals and shot .483 from the field, .381 from three and .877 from the free-throw line

FRESHMAN (2009-10)

- Named to All-MWC Third Team, Academic All-MWC and the HoopTV Las Vegas Classic All-Tournament Team
- Named Male Rookie of the Year at the Y Awards and was named team's Most Inspirational Player at the team banquet

- Averaged 11.3 points and 4.2 rebounds and shot .498 from the field, .368 from three and .917 from the free-throw line — a school record for freshmen and the fourth-best percentage in NCAA history for freshmen
- Posted season highs of 24 points, 11 rebounds, 6 assists, 4 steals and 2 blocks
- Was 15th in the MWC in scoring, 20th in rebounding and 1st in free-throw percentage and 4th in the NCAA in free-throw percentage
- Set a BYU record by making 48-consecutive free throws
- Scored in double figures 21 times, had 20-plus points 4 times and posted 2 double-doubles and led the team in scoring 5 times, rebounds 8 times and assists 3 times
- Shot 8 of 12 from the field with career-bests 4 treys and 24 points against Wyoming, adding a team-high 6 boards and 1 block
- Posted a double-double with 20 points and 11 boards at UTEP, adding 2 assists and 1 steal in 36 minutes
- Posted a double-double against Arizona State with 17 points and 11 rebounds

BEFORE BYU

- Played for Quincy Lewis at Lone Peak High School where he was the all-time leading scorer (1,772 points)
- Named Deseret News Mr. Basketball as a junior and senior, only the second in the history of the state to earn the honor in back-to-back years
- Named 5A state MVP as a junior and senior by the Salt Lake Tribune and as a sophomore by the Deseret News
- Led Lone Peak to state titles as a sophomore and junior and a second-place finish as a senior
- Named Gatorade Utah Boys Basketball Player of the Year and the Daily Herald All-Valley Player of the Year as junior and a senior
- Named Multiple Sclerosis Utah High School Athlete of the Year as a senior
- Averaged 23.6 points, 8.3 rebounds and 2.7 assists as a senior (22-3 record), 20.6 points, 4.6 rebounds and 3.1 assists as a junior (23-2 record) and 18.8 points as a sophomore (24-1 record)
- Named Region 4 MVP in 2007, 2008 and 2009
- Named Utah County Offensive MVP in 2007 and player of the year in 2008 and 2009
- Participated in the NBA Top 100

camp in Charlottesville, Va., and the Reebok All-America camp in Philadelphia in summer of 2008

- Named to Long Beach Press-Telegram Best in the West Second Team
- Played in Academic All-American Classic
- Named to USA All-Star Team in USA vs. Florida All-Star game
- Played for Dave Hammer for Salt Lake Metro club team

PERSONAL

- Parents are Marty and Tiffanie Haws
- Served a mission for The Church of Jesus Christ of Latter-day Saints in the Philippines
- Was born in Belgium
- Father Marty Haws played point guard for BYU from 1986-90
- Has one brother and one sister
- Plans to study business
- Also recruited by Stanford, Cal, Utah, Wake Forest, Davidson, Harvard and Penn





2009-10

Opponent	MP	FG	3FG	FT	REB	PF	A	TO	B	S	PTS
Bradley	19	0-2	0-0	4-6	2-5-7	3	2	0	0	0	4
Idaho State	24	4-7	0-3	1-1	0-5-5	4	6	0	2	1	9
at Hawaii	25	4-9	0-2	4-4	0-0-0	3	1	1	0	1	12
Southern	23	2-7	0-1	1-1	1-3-4	0	0	0	0	1	5
Weber State	23	1-5	0-0	3-4	2-1-3	0	1	2	0	2	5
at Utah State	26	4-7	0-1	0-1	2-1-3	2	0	1	0	1	8
vs San Francisco	26	5-8	0-3	2-2	0-0-0	2	0	1	0	0	12
Arizona State	37	5-10	1-3	6-6	5-6-11	1	3	2	0	0	17
at Fresno State	36	7-11	3-5	0-0	1-3-4	3	1	3	0	0	17
Wagner	22	6-12	1-3	3-3	1-4-5	2	1	1	0	0	16
Eastern Washington	19	5-6	2-2	2-2	3-4-7	0	0	2	0	3	14
vs Nevada	34	7-7	0-0	6-6	0-3-3	0	2	1	0	0	20
vs Nebraska	33	3-5	1-2	0-0	1-3-4	2	1	2	0	0	7
at Arizona	32	5-8	2-4	0-0	2-1-3	3	0	1	0	1	12
Eastern New Mexico	20	3-6	0-1	2-3	0-6-6	2	2	4	1	1	8
UNLV	30	3-9	1-1	5-6	4-2-6	3	3	0	0	2	12
at UTEP	36	5-9	1-1	9-10	3-8-11	2	2	2	0	1	20
at Air Force	28	4-7	0-3	2-2	0-3-3	0	2	3	1	0	10
Colorado State	25	3-5	1-2	4-4	0-2-2	0	2	0	0	0	11
Wyoming	35	8-12	4-5	4-4	4-2-6	0	0	2	1	0	24
at San Diego	32	6-10	3-4	2-2	1-1-2	0	2	1	0	0	17
at New Mexico	28	3-8	0-1	1-2	2-5-7	1	3	2	0	2	7
Utah	33	7-11	0-1	1-2	3-4-7	1	1	0	0	1	15
TCU	12	0-4	0-2	0-0	0-4-4	0	0	0	0	0	0
at UNLV	29	2-8	1-3	0-0	2-1-3	0	1	0	0	0	5
Air Force	25	5-8	1-2	5-6	1-1-2	2	2	3	0	4	16
at Colorado State	16	2-5	0-2	0-0	0-2-2	2	2	1	0	0	4
at Wyoming	33	6-15	0-2	10-10	2-6-8	1	2	1	0	1	22
San Diego State	26	1-7	0-0	8-8	2-3-5	2	4	1	0	2	10
New Mexico	36	5-13	3-8	5-5	1-0-1	0	2	1	0	0	18
at Utah	28	1-6	0-1	4-4	2-4-6	3	3	1	0	1	6
at TCU	8	1-1	0-0	0-0	0-0-0	2	0	1	0	0	2
vs TCU	15	1-4	0-0	6-6	1-1-2	2	1	0	0	0	8
at UNLV					DNP						
vs Florida	21	3-5	0-0	4-4	1-0-1	2	2	0	0	1	10
vs Kansas State	29	4-6	0-0	6-6	0-3-3	2	1	0	0	0	14

2013-14

Opponent	MP	FG	3FG	FT	REB	PF	A	TO	B	S	PTS
WEBER STATE	36	9-21	1-2	9-12	4-9-13	2	1	1	0	0	28
at Stanford	35	10-18	2-3	9-13	1-7-8	2	3	1	0	3	31
Mount St. Mary's					DNP						
Colorado Mesa					DNP						
IOWA STATE	33	6-19	1-3	7-8	1-2-3	3	0	3	0	1	20
vs Texas	37	7-16	2-2	9-10	1-4-5	2	2	2	0	0	25
vs Wichita State	38	3-15	0-3	11-11	1-2-3	2	1	3	0	2	17
vs Utah State	34	6-13	1-5	8-8	0-2-2	2	3	1	0	2	21
NORTH TEXAS	29	9-12	1-2	4-4	1-3-4	2	1	1	0	0	23
at Massachusetts	35	9-16	1-3	6-6	1-2-3	4	1	2	1	0	25
PRAIRIE VIEW A&M	37	7-12	1-1	6-7	1-4-5	1	1	2	0	1	19
at Utah	34	3-11	1-4	7-9	0-6-6	2	1	0	0	1	14
at Oregon	42	13-21	1-4	5-5	0-2-2	3	0	2	1	1	32
at Loyola Marymount	34	4-15	1-2	2-2	2-4-6	0	1	5	0	0	11
at Pepperdine	37	7-18	0-3	6-7	2-4-6	1	1	2	0	1	20
SAN DIEGO	29	5-12	1-1	6-7	0-3-3	1	2	1	0	0	17
PEPPERDINE	33	11-23	4-6	9-9	0-1-1	3	0	0	0	1	35
Loyola Marymount	33	9-19	0-1	13-14	1-3-4	3	1	3	2	3	31
at San Francisco	31	5-10	1-1	4-5	0-0-0	4	1	3	0	0	15
at Santa Clara	19	5-8	0-1	6-6	0-1-1	3	3	1	0	0	16
at Portland	50	17-34	4-8	10-13	1-2-3	2	0	3	1	2	48
at GONZAGA	36	7-15	1-2	8-9	1-0-1	4	1	4	0	0	23
PACIFIC	35	12-20	4-5	10-11	0-2-2	3	1	1	1	2	38
SAINT MARY'S	39	10-17	2-4	11-12	2-5-7	1	1	1	0	2	33
SANTA CLARA	28	9-12	1-2	8-9	1-4-5	1	2	2	1	0	27
SAN FRANCISCO	37	7-20	0-3	5-8	0-1-1	4	1	2	1	1	19
at Pacific	31	6-16	0-0	8-8	2-0-2	5	0	0	0	0	20
at Saint Mary's	40	8-15	0-1	2-3	1-1-2	1	4	2	0	3	18
GONZAGA	32	5-12	1-2	1-2	0-5-5	2	2	2	0	3	12
PORTLAND	34	5-12	1-4	4-4	0-2-2	2	5	1	0	1	15
at San Diego	39	11-20	2-4	1-2	0-2-0	0	3	1	1	0	25
vs LMU	39	9-22	0-5	4-5	3-3-6	3	2	2	0	1	22
vs San Francisco	41	5-19	0-2	14-14	3-1-4	1	2	4	0	1	24
vs Gonzaga	38	6-14	1-1	11-11	2-3-5	3	1	3	0	1	24
vs Oregon	35	7-18	1-4	4-4	1-3-4	3	1	2	0	1	19

2012-13

Opponent	MP	FG	3FG	FT	REB	PF	A	TO	B	S	PTS
Tennessee State	30	7-15	0-2	8-9	0-4-4	1	1	1	0	0	22
Georgia State	32	8-12	4-6	2-2	1-6-7	0	5	4	0	2	22
vs Florida State	35	10-20	1-4	2-2	6-9-9	3	5	3	1	3	23
vs Notre Dame	40	8-20	0-2	5-6	2-6-8	2	4	2	0	2	21
UTSA	35	8-16	2-4	2-2	2-4-6	1	3	3	0	0	20
Cal State Northridge	33	9-17	2-4	12-12	3-3-6	2	1	2	0	0	32
vs Montana	31	6-12	1-4	5-6	0-2-2	0	3	3	1	1	18
at Iowa State	29	4-13	1-4	0-0	1-1-2	2	3	5	0	2	9
Utah	34	2-10	0-3	10-10	2-4-6	2	1	1	0	1	14
at Weber State	38	6-15	1-2	10-10	2-4-6	2	3	1	1	2	23
Eastern New Mexico	26	9-15	1-4	0-0	1-4-5	0	1	2	0	2	19
at Baylor	33	6-14	0-2	1-1	1-3-4	2	3	2	0	1	13
Northern Arizona	25	5-10	3-4	2-2	3-1-4	1	4	3	0	2	15
vs Virginia Tech	35	14-25	6-8	8-9	0-3-3	2	1	1	0	2	42
Loyola Marymount	31	6-13	2-4	6-6	3-6-9	0	1	1	0	1	20
at San Francisco	37	9-20	1-2	3-6	0-4-4	1	1	1	0	0	22
Pepperdine	30	8-14	1-3	7-7	1-1-2	0	1	1	0	2	24
at Santa Clara	35	10-14	1-2	3-4	2-3-5	2	1	2	0	3	24
Saint Mary's	38	8-16	0-2	7-8	1-6-7	2	1	1	0	1	23
San Diego	34	8-20	0-3	9-9	1-1-2	0	1	2	0	0	25
at Gonzaga	33	0-9	0-1	1-2	1-3-4	2	0	2	0	1	1
at Portland	35	5-14	2-4	7-10	1-2-3	3	2	2	0	3	19
at Pepperdine	36	9-18	3-6	0-2	0-2-2	1	3	3	0	0	21
Santa Clara	35	11-17	0-2	2-4	1-1-2	1	5	2	0	1	24
at San Diego	40	10-17	2-2	5-7	2-1-3	2	0	3	0	3	27
San Francisco	38	4-16	0-4	8-8	1-3-4	4	4	1	0	0	16
Portland	35	13-19	1-2	1-2	2-6-8	0	3	0	0	2	28
Utah State	36	7-19	1-5	12-14	1-1-2	2	0	1	0	3	27
at Saint Mary's	36	4-10	0-0	4-4	0-6-6	4	1	2	0	1	12
Gonzaga	37	8-18	0-0	3-5	1-5-6	1	0	0	0	0	19
at Loyola Marymount	32	4-12	2-4	14-14	1-5-6	1	0	3	0	0	24
vs San Diego	29	7-13	1-2	5-6	0-1-1	2	0	2	0	2	20
Washington	38	15-24	1-3	6-6	3-3-6	2	3	2	0	1	37
Mercer	37	8-17	1-3	7-7	0-2-2	1	2	1	1	0	24
at Southern Miss	38	11-22	2-5	1-2	3-2-5	1	4	1	0	1	25
vs Baylor	39	9-15	0-1	7-7	0-4-4	2	0	5	1	0	25



12 JOSH SHARP

SENIOR • FORWARD • 6-7 • 190 • HIGHLAND, UTAH



CAREER STATISTICS

YEAR	GP-GS	MPG	FG-FGA	PCT	3FG-A	PCT	FT-FTA	PCT	O-D-REB	AVG	PF-FO	A	TO	BLK	STL	PTS	AVG	
2011-12	28-0	7.0	9-23	.391	1-5	.200	14-23	.609	16-22	3.8	21-0	12	12	3	4	33	1.2	
2012-13	32-22	18.5	55-97	.567	2-6	.333	28-39	.718	60-64	12.4	68-0	21	21	7	13	140	4.4	
2013-14	32-3	11	17-27	.630	0-2	.000	11-19	.579	26-51	7.2	52-0	14	6	8	5	45	1.4	
TOTAL	92-25	12.4	81-147	.551	3-13	.231	53-81	.654	102-137	23.9	2.6	141-0	47	39	18	22	218	2.4

CAREER CONFERENCE STATISTICS

YEAR	GP-GS	MP	FG-FGA	PCT	3FG-A	PCT	FT-FTA	PCT	O-D-REB	AVG	PF-FO	A	TO	BLK	STL	PTS	AVG	
2011-12	13-0	4.8	0-4	.000	0-1	.000	10-14	.714	6-4	10	0.8	7-0	3	2	3	2	10	0.8
2012-13	16-11	17.9	26-43	.605	2-3	.667	14-19	.737	33-27	60	3.8	32-0	15	9	0	8	68	4.3
2013-14	18-3	13.6	12-17	.706	0-1	.000	9-16	.563	15-31	46	2.6	38-0	9	2	4	5	33	1.8
TOTAL	47-14	12.6	38-64	.594	2-5	.400	33-49	.673	54-62	116	2.5	77-0	27	13	7	15	111	2.4

CAREER CONFERENCE TOURNAMENT STATISTICS

YEAR	GP-GS	MP	FG-FGA	PCT	3FG-A	PCT	FT-FTA	PCT	O-D-REB	AVG	PF-FO	A	TO	BLK	STL	PTS	AVG
2012	2-0	1.5	0-1	.000	0-0	.000	0-0	.000	0-1	1	0.5	0-0	0	0	0	0	0.0
2013	1-0	6.0	1-1	1.000	0-0	.000	0-0	.000	1-0	1	1.0	2-0	0	0	0	2	2.0
2014	3-0	6.7	0-0	.000	0-0	.000	0-0	.000	1-1	2	0.7	5-0	1	1	1	0	0.0
Total	6-0	4.8	1-2	.500	0-0	.000	0-0	.000	2-2	4	0.7	7-0	1	1	1	0	2.0

CAREER POSTSEASON STATISTICS

YEAR	GP-GS	MP	FG-FGA	PCT	3FG-A	PCT	FT-FTA	PCT	O-D-REB	AVG	PF-FO	A	TO	BLK	STL	PTS	AVG
2012*	1-0	1.0	0-0	.000	0-0	.000	0-0	.000	0-0	0	0.0	0-0	0	0	0	0	0.0
2014*	1-0	23.0	0-1	.000	0-0	.000	0-0	.000	3-0	3	3.0	3-0	3	0	0	0	0.0
Total	2-0	12.0	0-1	.000	0-0	.000	0-0	.000	3-0	3	1.5	3-0	3	0	0	0	0.0

*NCAA tournament

CAREER HIGHS

Points: 14 at Gonzaga - 1/24/13, SCU - 2/2/13
 Rebounds: 12 vs. LMU - 1/3/13
 Assists: 3, twice, last vs. San Diego - 1/04/14
 Steals: 2, 4 times, last at USD - 3/01/14
 Blocks: 2, twice, last vs. CSUN - 11/24/12
 FG made: 6 vs. Montana - 11/28/12
 FG attempts: 8 vs. Montana - 11/28/12
 3FG made: 1, 3 times, last vs. SMC - 1/16/13
 3FG attempts: 1, 13 times, last at Pepperdine - 12/30/13
 FT made: 4, 4 times, last vs. LMU - 1/11/14
 FT attempts: 6 at Gonzaga - 1/24/13

MISCELLANEOUS

	13-14	Career
Double figure points	1	5
Double-figure rebounds	0	3
Scoring leader	0	1
Rebound leader	0	4
Assist leader	1	1
Dunks	1	12



JUNIOR (2013-14)

- Posted season highs of 10 points (Loyola Marymount), 7 rebounds (Pacific), 3 assists (San Diego), 2 steals (at San Diego), 3 field goals made (Loyola Marymount), 4 free throws made (Loyola Marymount)
- Scored 10 points and grabbed four rebounds against Loyola Marymount on Jan. 11
- Grabbed seven rebounds and had 2 assists against Pacific on Jan. 30
- Averaged 1.4 points and 2.4 rebounds and shot .630 from the field and .579 from the free-throw line

SOPHOMORE (2012-13)

- Was 15th in the WCC in all games in offensive rebounds and 9th in the WCC in conference games
- Played in 32 games, started 22, recorded double-figure points 4

times, double-figure rebounds 3 times ... did not play in the last four games of the season due to a strained Achilles

- Had 3 or more offensive rebounds 11 times
- Tied for second all-time at BYU with 9 offensive rebounds against Loyola Marymount in Provo
- Led team in scoring once against No. 10 Gonzaga and in rebounding 4 times
- Posted season highs of 14 points (at Gonzaga, vs. Santa Clara), 12 rebounds (vs. LMU), 2 assists (5 times), 2 steals (three times) and 2 blocks (twice)
- Averaged 4.4 points, 3.9 rebounds, 0.7 assists and 0.4 steals, shot .567 from the field and .718 from the free-throw line

FRESHMAN (2011-12)


- Played in 28 games
- Received Bronze Honors on the WCC Commissioner's Honor Roll
- Posted season highs of 5 points, 6 rebounds, 3 assists, 1 block and 1 steal
- Had at least 1 offensive rebound in 11 games
- Averaged 1.2 points and 1.4 rebounds
- Knocked down first career 3-pointer vs. Prairie View A&M
- Shot .391 from the field and .609 from the free-throw line

BEFORE BYU

- Played for Quincy Lewis at Lone Peak High School
- Helped the Knights to back-to-back state titles in 2007-08
- Named first-team all-state by the Deseret News and Salt Lake Tribune
 - A team captain as a senior
 - Averaged 13.5 points and 6.3 rebounds as a senior
 - Redshirted the 2008-09 season at Utah after graduating from Lone Peak

PERSONAL

- Parents are Joe and Debbie Sharp
- Wife's name is Jordan
- Served a mission for The Church of Jesus Christ of Latter-day Saints in Houston



2011-12

Opponent	MP	FG	3FG	FT	REB	PF	A	TO	B	S	PTS
at Utah State	15	1-4	0-0	0-0	2-2-4	2	0	0	0	0	2
BYU-Hawaii	12	2-3	0-0	1-3	2-4-6	2	1	0	0	1	5
Longwood	17	0-1	0-0	1-2	1-3-4	3	3	1	0	0	1
Prairie View A&M	22	2-2	1-1	0-0	1-5-6	2	1	1	0	0	5
vs Nevada	10	0-0	0-0	0-0	0-1-1	1	0	2	0	0	0
vs Wisconsin	1	0-0	0-0	0-0	1-0-1	0	0	0	0	0	0
vs Northern Arizona	16	1-2	0-1	0-0	1-0-1	3	2	3	0	0	2
vs Oregon	2	0-0	0-0	0-0	0-0-0	1	0	1	0	0	0
Weber State	3	0-0	0-0	0-0	0-0-0	0	0	1	0	0	0
at Utah					DNP						
Baylor					DNP						
Buffalo	14	2-3	0-1	0-0	0-0-0	0	1	0	0	0	4
UC Santa Barbara	3	0-0	0-0	0-0	0-0-0	0	0	0	0	0	0
Cal State San Marcos	15	1-3	0-1	2-4	2-2-4	0	1	1	0	1	4
at Saint Mary's	1	0-0	0-0	2-2	1-0-1	0	0	0	0	0	2
San Diego	5	0-0	0-0	0-0	1-1-2	0	1	1	1	1	0
at Loyola Marymount					DNP						
San Francisco	11	0-1	0-0	1-2	0-0-0	1	0	0	1	0	1
Santa Clara	2	0-0	0-0	2-2	0-1-1	0	0	0	0	0	2
at San Diego	6	0-0	0-0	1-2	0-0-0	1	0	0	0	0	1
Loyola Marymount	2	0-0	0-0	0-0	0-1-1	0	0	1	0	0	0
at Pepperdine					DNP						
at Virginia Tech					DNP						
Saint Mary's	1	0-0	0-0	0-0	1-0-1	0	0	0	0	0	0
Gonzaga					DNP						
at Portland	5	0-0	0-0	1-2	0-0-0	0	0	0	0	0	1
Pepperdine	7	0-1	0-1	3-4	0-0-0	1	1	0	0	0	3
at San Francisco	2	0-1	0-0	0-0	0-0-0	1	0	0	0	0	0
at Santa Clara	2	0-0	0-0	0-0	0-1-1	1	0	0	0	0	0
at Gonzaga	18	0-1	0-0	0-0	3-0-3	2	1	0	1	1	0
Portland	1	0-0	0-0	0-0	0-0-0	0	0	0	0	0	0
vs San Diego	1	0-1	0-0	0-0	0-0-0	0	0	0	0	0	0
vs Gonzaga	2	0-0	0-0	0-0	0-1-1	0	0	0	0	0	0
vs Iona					DNP						
vs Marquette	1	0-0	0-0	0-0	0-0-0	0	0	0	0	0	0

2013-14

Opponent	MP	FG	3FG	FT	REB	PF	A	TO	B	S	PTS
Weber State	4	0-1	0-0	0-0	1-1-2	0	0	0	0	0	0
at Stanford	4	1-1	0-0	0-0	1-0-1	1	0	0	0	0	2
Mount St. Mary's	9	0-1	0-0	2-2	1-4-5	0	0	0	1	0	2
Colorado Mesa	8	0-0	0-0	0-0	0-4-4	0	0	0	0	0	0
Iowa State					DNP						
vs Texas					DNP						
vs Wichita State	2	0-0	0-0	0-0	0-0-0	0	0	0	0	0	0
vs Utah State					DNP						
North Texas	3	0-0	0-0	0-0	1-4-5	0	0	1	0	0	0
at Massachusetts	2	0-0	0-0	0-0	0-1-1	0	0	0	1	0	0
Prairie View A&M	6	2-3	0-0	0-0	1-1-2	0	0	0	0	0	4
at Utah	15	2-3	0-1	0-1	1-2-3	2	1	0	1	0	4
at Oregon	12	0-0	0-0	0-0	1-2-3	3	0	1	1	0	0
at Loyola Marymount	8	0-0	0-0	0-0	0-1-1	1	0	0	0	1	0
at Pepperdine	16	1-2	0-1	2-2	1-5-6	2	0	0	1	0	4
San Diego	16	0-0	0-0	1-2	0-2-2	3	3	0	0	0	1
Pepperdine	16	0-0	0-0	1-1	4-1-5	4	1	1	0	0	0
Loyola Marymount	27	3-4	0-0	4-5	0-4-4	2	1	0	0	1	10
at San Francisco	21	1-3	0-0	1-2	1-4-5	1	1	0	1	0	3
at Santa Clara	25	2-2	0-0	0-1	0-6-6	4	0	0	1	0	4
at Portland	7	0-0	0-0	1-2	3-0-3	4	0	0	0	0	1
at Gonzaga	17	1-1	0-0	0-0	0-4-4	2	0	0	0	0	2
Pacific	17	0-0	0-0	1-1	5-2-7	0	2	0	0	0	0
Saint Mary's	8	0-0	0-0	0-0	0-0-0	3	0	0	0	0	0
Santa Clara	9	0-0	0-0	0-0	1-0-1	1	0	0	0	0	0
San Francisco	10	0-0	0-0	0-0	0-0-0	2	0	1	0	0	0
at Pacific	11	0-0	0-0	0-0	0-0-0	3	0	0	0	1	0
at Saint Mary's	10	2-2	0-0	0-0	0-0-0	0	0	0	0	0	4
Gonzaga	7	0-0	0-0	0-0	0-1-1	3	0	0	1	0	0
Portland	8	2-2	0-0	0-0	0-0-0	2	1	0	0	0	4
at San Diego	11	0-1	0-0	0-0	0-1-1	1	0	0	0	2	0
vs LMU	4	0-0	0-0	0-0	1-0-1	1	0	0	0	0	0
vs San Francisco	13	0-0	0-0	0-0	0-1-1	3	1	1	1	0	0
vs Gonzaga	3	0-0	0-0	0-0	0-0-0	1	0	0	0	0	0
vs Oregon	23	0-1	0-0	0-0	3-0-3	3	3	0	0	0	0

2012-13

Opponent	MP	FG	3FG	FT	REB	PF	A	TO	B	S	PTS
Tennessee State	26	3-5	0-0	1-2	1-2-3	3	1	3	2	0	7
Georgia State	25	2-4	0-0	0-0	3-3-6	2	0	1	0	1	4
vs Florida State	9	0-0	0-0	0-0	0-0-0	3	0	0	1	0	0
vs Notre Dame	38	2-6	0-1	3-3	7-3-10	3	1	1	0	0	7
UTSA	30	4-5	0-0	0-0	2-4-6	2	0	1	1	1	8
Cal State Northridge	23	4-7	0-0	1-2	1-2-3	3	1	2	2	0	9
vs Montana	25	6-8	0-0	1-2	5-3-8	3	0	1	0	0	13
at Iowa State	12	0-0	0-0	0-0	0-2-2	1	0	1	1	0	0
Utah	31	1-6	0-1	0-2	3-6-9	4	0	0	0	2	2
at Weber State	8	0-0	0-0	0-0	0-2-2	4	1	0	0	0	0
Eastern New Mexico	13	2-3	0-0	2-2	2-1-3	2	0	0	0	0	6
at Baylor	10	0-0	0-0	0-0	0-2-2	1	0	0	0	0	0
Northern Arizona	13	1-3	0-0	0-0	0-4-4	0	1	1	0	0	2
vs Virginia Tech	24	3-5	0-1	4-5	1-2-3	2	1	0	0	0	10
Loyola Marymount	27	3-5	0-0	1-2	8-4-12	1	2	2	0	2	7
at San Francisco	35	3-4	0-0	0-1	4-6-10	1	0	2	0	0	6
Pepperdine	19	0-3	0-0	0-0	4-1-5	0	0	0	0	0	0
at Santa Clara	33	2-5	1-1	0-0	3-2-5	1	2	1	0	2	5
Saint Mary's	18	1-1	1-1	0-0	1-1-2	2	2	0	0	1	3
San Diego	10	1-1	0-0	1-2	0-1-1	4	1	0	0	0	3
at Gonzaga	18	5-6	0-1	4-6	0-1-4	4	0	0	0	0	14
at Portland	27	3-4	0-0	0-0	4-1-5	3	2	1	0	0	6
at Pepperdine	10	0-1	0-0	0-0	0-2-2	1	0	0	0	0	0
Santa Clara	24	5-7	0-0	4-4	4-2-6	4	1	0	0	1	14
at San Diego	9	0-0	0-0	0-0	0-0-0	2	2	0	0	0	0
San Francisco	23	2-3	0-0	2-2	3-3-6	2	1	1	0	1	6
Portland	12	0-1	0-0	0-0	1-0-1	2	1	0	0	0	0
Utah State	13	0-1	0-0	2-2	1-1-2	1	0	1	0	1	2
at Saint Mary's	1	0-0	0-0	0-0	0-0-0	1	0	1	0	0	0
Gonzaga	1	0-0	0-0	0-0	0-0-0	0	0	0	0	0	0
at Loyola Marymount	19	1-2	0-0	2-2	1-3-4	4	1	1	0	1	4
vs San Diego	6	1-1	0-0	0-0	1-0-1	2	0	0	0	0	2
Washington					DNP						
Mercer					DNP						
at Southern Miss					DNP						
vs Baylor					DNP						





20 ANSONWINDER

SENIOR • GUARD • 6-3 • 190 • LAS VEGAS, NEVADA

CAREER STATISTICS

YEAR	GP-GS	MP	FG-FGA	PCT	3FG-A	PCT	FT-FTA	PCT	O-D-REB	AVG	PF-FO	A	TO	BLK	STL	PTS	AVG
2011-12	34-15	16.2	48-131	.366	25-84	.298	26-41	.634	3-50-53	1.6	40-0	57	32	3	35	147	4.3
2012-13	31-1	8.1	19-50	.380	5-20	.250	21-33	.636	8-24-32	1.0	28-0	16	9	2	13	64	2.1
2013-14	35-9	16.7	76-141	.539	25-62	.403	51-69	.739	6-56-62	1.8	55-0	45	19	2	20	228	6.5
TOTAL	100-25	13.9	143-322	.444	55-166	.331	98-143	.685	17-130-147	1.5	123-0	118	60	7	68	439	4.4

CAREER CONFERENCE STATISTICS

YEAR	GP-GS	MP	FG-FGA	PCT	3FG-A	PCT	FT-FTA	PCT	O-D-REB	AVG	PF-FO	A	TO	BLK	STL	PTS	AVG
2011-12	16-7	14.9	23-62	.371	10-36	.278	11-14	.786	1-26-27	1.7	26-0	19	11	0	20	67	4.2
2012-13	16-1	10.0	17-35	.486	5-14	.357	12-17	.706	6-12-18	1.1	21-0	10	4	1	11	51	3.2
2013-14	18-3	15.6	35-63	.556	12-27	.444	29-41	.707	3-26-29	1.6	24-0	17	13	1	4	111	6.2
TOTAL	50-11	13.6	75-160	.469	27-77	.351	52-72	.722	10-64-74	1.5	71-0	46	28	2	35	229	4.6

CAREER CONFERENCE TOURNAMENT STATISTICS

YEAR	GP-GS	MP	FG-FGA	PCT	3FG-A	PCT	FT-FTA	PCT	O-D-REB	AVG	PF-FO	A	TO	BLK	STL	PTS	AVG
2012	2-2	14.0	1-6	.167	1-5	.200	0-0	.000	0-2-2	1.0	3-0	0	3	0	3	3	1.5
2013	1-0	4.0	0-2	.000	0-0	.000	0-0	.000	0-1-1	1.0	0-0	0	0	0	0	0	0.0
2014	3-3	30.0	9-18	.500	2-6	.333	11-13	.846	1-9-10	3.3	11-0	5	1	0	8	31	10.3
Total	6-5	20.3	10-26	.385	3-11	.333	11-13	.846	1-12-13	2.2	14-0	5	4	0	11	34	5.7

CAREER POSTSEASON STATISTICS

YEAR	GP-GS	MP	FG-FGA	PCT	3FG-A	PCT	FT-FTA	PCT	O-D-REB	AVG	PF-FO	A	TO	BLK	STL	PTS	AVG
2012*	2-0	12.5	2-6	.333	2-4	.500	2-4	.500	0-3-3	1.5	2-0	3	1	0	0	8	4.0
2013^	3-0	2.7	0-0	.000	0-0	.000	1-2	.500	0-1-1	0.3	1-0	0	2	0	0	1	0.3
2014*	1-1	29.0	3-5	.600	1-3	.333	0-0	.000	0-2-2	2.0	2-0	2	1	0	2	7	7.0
Total	6-1	10.3	5-11	.455	3-7	.429	3-6	.500	0-6-6	1.0	5-0	5	4	0	2	16	2.7

*NCAA tournament

^NIT

CAREER HIGHS

Points: 22 vs. Mount St. Mary's - 11/15/13
 Rebounds: 6, twice, last vs. Santa Clara - 2/6/14
 Assists: 9 vs. Northern Arizona - 11/30/11
 Steals: 6 vs. LMU - 3/8/14
 Blocks: 2 vs. Northern Arizona - 11/30/11
 FG made: 9 vs. Mount St. Mary's - 11/15/13
 FG attempts: 14 vs. Colorado Mesa - 11/16/13
 3FG made: 6 vs. Buffalo - 12/20/11
 3FG attempts: 7, 3 times, last vs. CMU - 11/16/13
 FT made: 10 vs. Gonzaga - 2/20/14
 FT attempts: 10 vs. Gonzaga - 2/20/14

MISCELLANEOUS

	13-14	Career
Double figure points	10	16
20-plus points	1	2
3-plus steals	1	9
3-plus 3-point FGs	1	3
Scoring leader	2	2
Rebound leader	0	1
Assist leader	1	8
Dunks	0	2

**JUNIOR (2013-14)**

- Posted season highs of 22 points (Mount St. Mary's), 6 rebounds (Santa Clara), 6 assists (Mount St. Mary's), 6 steals (Loyola Marymount), 9 field goals made (Mount St. Mary's), 3 3-pointers made (Prairie View A&M), 10 free throws made (Gonzaga)
- Scored in double figures in five consecutive games from Feb. 20 until March 10
- In the WCC tournament, scoring 16 points, hit 8 of 8 from the free-throw line and added a career-best 6 steals vs. Loyola Marymount
- Scored a team-high 17 points and hit a career-best 10 of 10 from the free-throw line in a home win against Gonzaga
- Scored 16 points, all in the first half, at Santa Clara
- Scored in double figures 10 times, had 20-plus points once, led the team in scoring twice and assists once
- Averaged 6.5 points, 1.8 rebounds and 1.3 assists and shot .539 from the field, .403 from three and .739 from the free-throw line

SOPHOMORE (2012-13)

- Played in 31 games
- Scored in double figures once at Santa Clara
- Recorded 3-plus steals once at Pepperdine
- Posted season highs of 10 points (at Santa Clara), 4 rebounds (3 times), 3 steals (at Pepperdine) and 3 assists (twice)
- Averaged 2.1 points, 1.9 rebounds, 0.5 assists and shot .380 from the field
- Played in 25-straight games between Dec. 18 and March 27 where he improved his points per game average from 1.0 to 2.1

FRESHMAN (2011-12)

- Started 15 times and played in 34 games
- Posted season highs of 20 points, 4 rebounds, 9 assists, 4 steals and 2 blocks
- Was 14th in the WCC in steals
- Was BYU's assist leader in 7 games, scored in double figures 5 times and had 3-plus steals 7 times
- Got first start in 14 games vs. Gonzaga and posted 10 points, 5 assists, 4 boards and 3 steals
- Hit 7 of 8 from the field and 6 of 7 from downtown for a then career-best 20 points vs. Buffalo
- Had 9 points, 4 rebounds, 4 assists and 4 steals against Nevada, his first career start
- Averaged 4.3 points, 1.7 assists, 1.6 rebounds and 1.0 steals

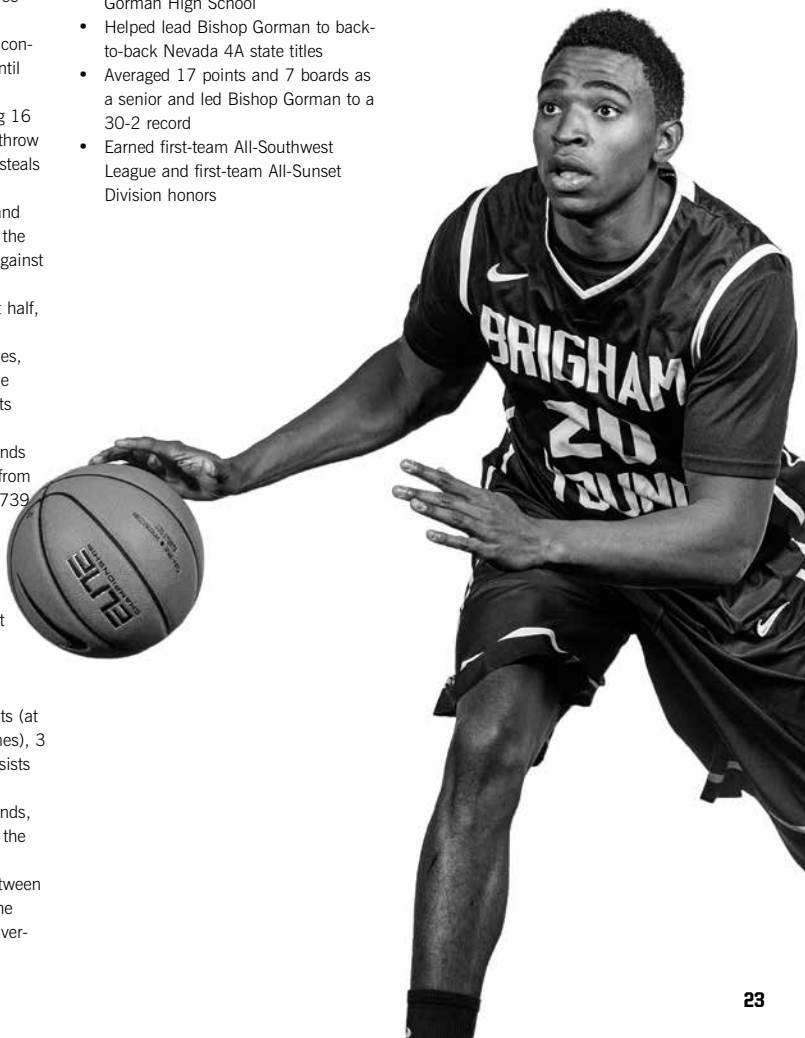
BEFORE BYU

- Coached by Grant Rice at Bishop Gorman High School
- Helped lead Bishop Gorman to back-to-back Nevada 4A state titles
- Averaged 17 points and 7 boards as a senior and led Bishop Gorman to a 30-2 record
- Earned first-team All-Southwest League and first-team All-Sunset Division honors

- As a junior averaged 13.8 points, 8.2 rebounds and 3.0 assists and helped Bishop Gorman to a 28-5 record
- Earned All-Southwest League honors and Bishop Gorman's Sportsmanship Award as a junior
- Earned all-tournament honors at the Wyoming Energy Classic
- Played for Triple Double Elite AAU team coached by Terrell Jamerson

PERSONAL

- Parents are Chuck Winder and Teresa Williams
- Has one sister
- Also recruited by Nevada, SMU, Portland, UC Riverside and Idaho





2011-12

Opponent	MP	FG	3FG	FT	REB	PF	A	TO	B	S	PTS
at Utah State					DNP						
BYU-Hawaii	2	0-0	0-0	0-0	0-1-1	0	0	0	0	0	0
Longwood	25	2-5	2-4	2-5	0-1-1	1	5	0	0	0	8
Prairie View A&M	21	3-5	2-4	3-3	0-3-3	2	4	2	0	0	11
vs Nevada	38	4-9	0-4	1-2	0-4-4	2	4	3	0	4	9
vs Wisconsin	21	0-0	0-0	0-0	0-0-0	0	3	1	0	0	0
vs Northern Arizona	22	1-3	0-1	1-2	0-2-2	1	9	3	2	3	3
vs Oregon	37	4-8	2-5	0-1	1-1-2	0	6	3	0	1	10
Weber State	19	0-3	0-3	0-0	0-1-1	1	1	0	1	0	0
at Utah	12	0-5	0-4	1-2	1-1-2	1	0	2	0	0	1
Baylor	3	0-0	0-0	1-2	0-0-0	0	0	0	0	0	1
Buffalo	19	7-8	6-7	0-0	0-0-0	0	2	3	0	1	20
UC Santa Barbara	13	0-2	0-2	3-4	0-3-3	0	0	0	0	0	3
Cal State San Marcos	14	0-6	0-4	0-0	0-1-1	1	1	0	0	0	0
at Saint Mary's	21	3-7	2-3	0-0	0-1-1	0	1	0	0	3	8
San Diego	16	0-2	0-2	0-0	0-0-0	1	5	2	0	1	0
at Loyola Marymount	9	0-2	0-2	2-2	0-1-1	1	0	1	0	3	2
San Francisco	9	1-2	1-1	2-2	0-2-2	4	2	2	0	0	5
Santa Clara	4	0-0	0-0	0-0	0-1-1	0	0	1	0	1	0
at San Diego	5	0-0	0-0	0-0	0-1-1	0	0	0	0	0	0
Loyola Marymount	9	1-5	0-4	0-0	0-0-0	0	0	0	0	1	2
at Pepperdine	4	0-1	0-1	0-0	0-0-0	0	0	0	0	0	0
at Virginia Tech	14	1-3	0-1	1-2	0-1-1	0	0	0	0	3	3
Saint Mary's	25	3-5	1-2	1-2	1-3-4	3	0	0	0	3	8
Gonzaga	27	4-8	1-4	1-2	0-4-4	2	5	0	0	3	10
at Portland	16	0-2	0-2	0-0	0-0-0	2	1	0	0	1	0
Pepperdine	19	3-8	3-7	1-2	0-3-3	3	1	1	0	0	10
at San Francisco	22	3-5	0-0	2-2	0-6-6	2	2	1	0	1	8
at Santa Clara	14	3-8	1-4	0-0	0-0-0	2	2	1	0	1	7
at Gonzaga	12	2-5	1-3	0-0	0-1-1	4	0	1	0	1	5
Portland	26	0-2	0-1	2-2	0-3-3	2	0	1	0	1	2
vs San Diego	20	1-5	1-4	0-0	0-2-2	1	0	2	0	2	3
vs Gonzaga	8	0-1	0-1	0-0	0-0-0	2	0	1	0	1	0
vs Iona	15	2-5	2-3	2-4	0-2-2	1	1	1	0	0	8
vs Marquette	10	0-1	0-1	0-0	0-1-1	1	2	0	0	0	0

2013-14

Opponent	MP	FG	3FG	FT	REB	PF	A	TO	B	S	PTS
Weber State	17	2-5	1-2	0-0	0-0-0	1	1	0	0	1	5
at Stanford	21	4-5	2-3	0-0	0-2-2	4	5	0	0	0	10
Mount St. Mary's	30	9-12	2-4	2-4	0-3-3	2	6	1	0	1	22
Colorado Mesa	27	4-14	0-7	6-6	1-4-5	2	1	0	0	1	14
Iowa State	21	2-7	1-3	1-2	1-2-3	0	2	2	1	1	6
vs Texas	13	0-0	0-0	0-0	0-1-1	1	1	0	0	0	0
vs Wichita State	7	0-1	0-1	0-0	0-0-0	2	0	0	0	0	0
vs Utah State	1	0-0	0-0	0-0	0-0-0	1	1	0	0	0	0
North Texas	14	2-2	0-0	0-0	0-2-2	1	2	0	0	0	4
at Massachusetts	6	0-1	0-0	0-0	0-1-1	1	0	0	0	0	0
Prairie View A&M	16	4-4	3-3	0-0	0-3-3	2	1	0	0	1	11
at Utah	13	2-4	1-3	2-3	0-1-1	1	1	1	0	1	7
at Oregon	1	0-0	0-0	0-0	0-0-0	0	0	0	0	0	0
at Loyola Marymount	18	2-4	0-1	0-2	0-0-0	4	2	2	0	2	4
at Pepperdine	4	2-4	1-2	0-0	0-0-0	1	0	0	0	0	5
San Diego	17	2-4	2-4	2-4	0-1-1	2	0	0	0	0	8
Pepperdine	20	0-4	0-3	0-0	0-2-2	1	2	0	0	0	0
Loyola Marymount	20	3-5	0-1	0-1	1-2-3	3	1	1	0	1	6
at San Francisco	5	0-2	0-1	0-0	0-1-1	0	0	0	0	0	0
at Santa Clara	21	5-7	2-3	4-4	0-3-3	1	1	1	0	0	16
at Portland	14	0-1	0-0	0-0	0-0-0	2	2	0	0	1	0
at Gonzaga	14	1-1	1-1	4-5	0-0-0	0	0	0	0	0	7
Pacific	7	0-0	0-0	0-0	0-1-1	0	0	1	0	0	0
Saint Mary's	13	3-3	1-1	0-0	0-0-0	0	0	0	0	0	7
Santa Clara	25	0-2	0-1	1-2	0-6-6	2	3	0	0	0	1
San Francisco	3	0-1	0-0	0-0	0-0-0	0	0	0	0	0	0
at Pacific	8	1-2	0-0	1-2	0-2-2	1	1	1	0	0	3
at Saint Mary's	16	2-5	1-2	2-3	1-2-3	2	2	0	0	0	7
Gonzaga	26	3-4	1-2	10-10	0-3-3	3	1	2	0	0	17
Portland	24	7-8	1-2	4-4	0-1-1	1	1	0	0	0	19
at San Diego	25	4-6	2-3	1-4	1-2-3	1	1	5	1	0	11
vs LMU	31	4-7	0-2	8-8	0-2-2	3	3	1	0	6	16
vs San Francisco	34	5-7	2-2	3-5	0-5-5	4	1	0	0	0	15
vs Gonzaga	25	0-4	0-2	0-0	1-2-3	4	1	0	0	2	0
vs Oregon	29	3-5	1-3	0-0	0-2-2	2	2	1	0	2	7

2012-13

Opponent	MP	FG	3FG	FT	REB	PF	A	TO	B	S	PTS
Tennessee State					DNP						
Georgia State					DNP						
vs Florida State	1	0-0	0-0	0-0	0-0-0	1	0	0	0	0	0
vs Notre Dame					DNP						
UTSA	2	0-0	0-0	1-2	0-0-0	0	0	0	0	0	1
Cal State Northridge	7	0-0	0-0	0-0	0-0-0	0	0	0	0	0	0
vs Montana	4	0-1	0-1	0-0	0-0-0	0	0	0	0	0	0
at Iowa State	4	0-0	0-0	0-0	1-1-2	1	0	0	0	0	0
Utah	8	1-4	0-2	1-2	0-1-1	0	0	0	0	0	3
at Weber State					DNP						
Eastern New Mexico	14	1-4	0-1	1-2	0-1-1	0	3	1	1	1	3
at Baylor	6	0-1	0-0	0-0	0-0-0	0	0	0	0	0	0
Northern Arizona	17	0-2	0-2	1-2	0-3-3	2	2	1	0	1	1
vs Virginia Tech	4	0-1	0-0	0-0	0-1-1	2	1	1	0	0	0
Loyola Marymount	4	2-2	0-0	0-1	0-0-0	0	0	0	0	2	4
at San Francisco	1	0-0	0-0	0-0	1-0-1	1	0	1	0	0	0
Pepperdine	5	1-2	0-0	0-0	0-0-0	0	0	0	0	1	2
at Santa Clara	14	2-5	0-0	6-8	1-3-4	2	0	0	1	1	10
Saint Mary's	14	1-1	1-1	0-0	0-4-4	1	1	0	0	0	3
San Diego	10	2-2	1-1	1-1	1-1-2	3	0	1	0	1	6
at Gonzaga	18	2-8	1-4	1-2	1-0-1	2	2	0	0	2	6
at Portland	15	2-3	0-1	2-3	1-2-3	2	1	1	0	1	6
at Pepperdine	25	2-4	2-3	0-0	0-1-1	2	1	0	0	3	6
Santa Clara	12	0-0	0-0	0-0	0-0-0	1	0	0	0	0	0
at San Diego	13	1-3	0-1	0-0	0-1-1	3	0	0	0	0	2
San Francisco	6	0-0	0-0	2-2	0-0-0	1	0	0	0	0	2
Portland	10	1-2	0-1	0-0	0-0-0	0	3	0	0	0	2
Utah State	11	0-0	0-0	4-6	1-3-4	0	0	0	0	0	4
at Saint Mary's	4	0-0	0-0	0-0	0-0-0	1	0	0	0	0	0
Gonzaga	7	1-3	0-2	0-0	1-0-1	1	2	0	0	0	2
at Loyola Marymount	2	0-0	0-0	0-0	0-0-0	1	0	1	0	0	0
vs San Diego	4	0-2	0-0	0-0	0-1-1	0	0	0	0	0	0
Washington	3	0-0	0-0	0-0	0-0-0	0	0	1	0	0	0
Mercer	3	0-0	0-0	1-2	0-1-1	0	0	0	0	0	1
at Southern Miss	2	0-0	0-0	0-0	0-0-0	1	0	1	0	0	0
vs Baylor					DNP						





5 KYLE COLLINSWORTH

JUNIOR • GUARD • 6-6 • 210 • PROVO, UTAH

CAREER STATISTICS

YEAR	GP-GS	MPG	FG-FGA	PCT	3FG-A	PCT	FT-FTA	PCT	O-D-REB	AVG	PF-FO	A	TO	BLK	STL	PTS	AVG	
2010-11	36-27	25.7	78-162	.481	7-27	.259	46-81	.568	55-128	183	5.1	73-1	75	56	16	39	209	5.8
2013-14	34-34	33.4	175-352	.497	8-22	.364	117-203	.576	85-190	275	8.1	82-1	156	89	15	57	475	14.0
TOTAL	70-61	29.5	253-514	.492	15-49	.306	163-284	.574	140-318-458	6.5	155-2	231	145	31	96	684	9.8	

CAREER CONFERENCE STATISTICS

YEAR	GP-GS	MP	FG-FGA	PCT	3FG-A	PCT	FT-FTA	PCT	O-D-REB	AVG	PF-FO	A	TO	BLK	STL	PTS	AVG	
2010-11	15-10	24.3	26-57	.456	3-8	.375	23-31	.742	20-59	79	5.3	31-1	32	26	8	10	78	5.2
2013-14	18-18	32.4	93-181	.514	3-8	.375	65-112	.580	51-86	137	7.6	43-1	82	48	6	37	254	14.1
TOTAL	33-28	28.7	119-238	.500	6-16	.375	88-143	.615	71-145-216	6.5	74-2	114	74	14	47	332	10.1	

CAREER CONFERENCE TOURNAMENT STATISTICS

YEAR	GP-GS	MP	FG-FGA	PCT	3FG-A	PCT	FT-FTA	PCT	O-D-REB	AVG	PF-FO	A	TO	BLK	STL	PTS	AVG
2011	3-3	31.3	7-11	.636	0-0	.000	4-9	.444	13-11-24	8.0	6-0	5	3	0	5	18	6.0
2014	3-3	34.3	23-42	.548	0-2	.000	8-15	.533	13-21-34	11.3	8-0	5	9	0	4	54	18.0
Total	6-6	32.8	30-53	.566	0-2	.000	12-24	.500	26-32-58	9.7	14-0	10	12	0	9	72	12.0

CAREER POSTSEASON STATISTICS

YEAR	GP-GS	MP	FG-FGA	PCT	3FG-A	PCT	FT-FTA	PCT	O-D-REB	AVG	PF-FO	A	TO	BLK	STL	PTS	AVG
2011*	3-3	35.7	5-14	.357	0-1	.000	3-7	.429	7-26-33	11.0	7-0	6	6	1	8	13	4.3
Total	3-3	35.7	5-14	.357	0-1	.000	3-7	.429	7-26-33	11.0	7-0	6	6	1	8	13	4.3

*NCAA tournament

CAREER HIGHS

Points: 23 vs. LMU - 3/8/14
 Rebounds: 16 vs. LMU - 3/8/14
 Assists: 9, twice, last vs. Pepperdine - 1/9/14
 Steals: 5, twice, last vs. Santa Clara - 2/6/14
 Blocks: 3, twice, last vs. LMU - 1/11/14
 FG made: 10 vs. LMU - 3/8/14
 FG attempts: 16 vs. San Francisco - 3/10/14
 3FG made: 2, twice, last at UMass - 1/1/11
 3FG attempts: 5 vs. Fresno Pacific - 1/1/11
 FT made: 8, twice, last vs. SMC - 2/1/14
 FT attempts: 12, twice, last at Portland - 1/23/14

MISCELLANEOUS

	13-14	Career
Double figure points	30	40
20-plus points	3	3
Double-figure rebounds	9	13
Double-doubles	7	8
3-plus steals	8	13
3-plus blocks	1	1
Scoring leader	6	6
Rebound leader	14	25
Assist leader	17	22
Dunks	21	28



SOPHOMORE (2013-14)

- A team captain
- Named to the All-WCC Team and the WCC All-Tournament Team
- Named to the CollegeSportsMadness.com All-WCC Third Team
- Ranked 83rd in the nation in assists per game, 89th in steals per game, 86th in rebounds per game, 60th in total assists and 58th in total rebounds
- Ranked 2nd in the WCC in rebounding, 3rd in steals, 3rd in assists, 3rd in defensive rebounds, 5th in offensive rebounds, 7th in minutes played, 11th in assist/turnover ratio, 13th in field-goal percentage and 14th in scoring
- One of only four players in the country to be ranked in the top 100 in assists and steals in 2013-14
- In the BYU record book, totaled the 7th most offensive rebounds in a season, 7th most offensive rebounds per game, 7th most 3 steal games, 8th most 5 steal games, 9th most assists, 9th most steals and 9th most steals per game
- Posted season highs of 23 points (Loyola Marymount), 16 rebounds (Loyola Marymount), 8 assists (twice), 5 steals (twice), 3 blocks (Loyola Marymount), 10 field goals made (Loyola Marymount), 2 3-pointers (at UMass) and 8 free throws made (Saint Mary's)
- Scored in double figures 30 times, 20-plus points three times, had double figure rebounds 9 times and had 7 double-doubles
- Had 3-plus steals 8 times, led the team in scoring 6 times, rebounding 14 times and assists 17 times

- Averaged 14.0 points, 8.1 rebounds, 4.6 assists and 1.7 steals and shot .497 from the field, .364 from three and .576 from the free-throw line

FRESHMAN (2010-11)

- Averaged 5.8 points, 5.1 rebounds, 2.1 assists and 1.1 steals while shooting .481 from the field, .259 from three and .568 from the free-throw line
- Posted season highs of 16 points, 15 rebounds, 6 assists, 4 steals and 3 blocks
- Scored in double figures 10 times, had double-figure rebounds 3 times and had 1 double-double
- Led the team in rebounds 11 times and assists 5 times
- Posted 15 rebounds against Florida in the NCAA Tournament
- Had 11 points and 9 boards vs. New Mexico in the MWC Tournament
- Had 11 points, 8 rebounds and 4 assists vs. Wyoming
- At Colorado State had 16 points, 6 rebounds and 6 assists
- Posted 12 points and 10 boards at Creighton

BEFORE BYU

- Played for Craig Drury and helped Provo High to state titles as a freshman and sophomore, a second-place state finish as a junior and a trip to the state semifinals as a senior
- Participated in the NBA Players' Association Top 100 camp in Virginia in the summer of 2009
- Named to Long Beach Press-Telegram Best in the West First Team
- Played in the High School Academic All-American Classic and received the Shooter's Touch Community Service Award at the classic
- Named Deseret News Mr. Basketball, Salt Lake Tribune Male Athlete of the Year and Utah Gatorade Player of the Year as a senior and earned first-team all-state honors from the Deseret News and the Salt Lake Tribune and was the Daily Herald's All-Valley Player of the Year
- Averaged 23.7 points, 10.0 rebounds, 7.8 assists and 3.4 steals and recorded five triple-doubles and led Provo to a 19-4 record
- Earned first-team all-state honors as

- a junior and averaged 18.4 points, 5.4 rebounds and 7.0 assists and led Provo to a 24-1 record
- Named first-team all-state as a sophomore and averaged 14.7 points, 4.8 rebounds and 3.0 assists and led Provo to a 22-3 record
- Played for Utah Pump 'N Run Red AAU team

PERSONAL

- Parents are Jeff and Alisa
- Has two sisters and two brothers
- Brother is Chris Collinsworth, a former forward for the Cougars
- Served a mission for The Church of Jesus Christ of Latter-day Saints in Russia
- Also recruited by Kansas, Oklahoma State, Arizona State, Utah, Marquette, Virginia, Stanford and USC



2010-11

Opponent	MP	FG	3FG	FT	REB	PF	A	TO	B	S	PTS
Fresno State	22	1-1	0-0	2-4	0-1-1	3	3	3	0	2	4
Utah State	21	2-4	0-0	0-2	2-0-2	4	2	1	0	2	4
Chicago State	22	5-11	0-2	2-6	4-3-7	1	5	0	0	3	12
Mississippi Valley	21	1-3	0-0	2-3	1-2-3	0	3	0	0	2	4
vs South Florida	21	2-6	0-1	1-2	1-1-2	0	2	1	0	0	5
vs Saint Mary's	33	4-6	0-0	2-4	0-0-0	1	2	4	1	1	10
at Creighton	31	6-11	0-2	0-2	3-7-10	3	2	1	1	0	12
vs Hawaii	28	3-5	0-1	2-3	1-1-2	4	3	1	0	1	8
vs Vermont	22	1-2	0-0	0-0	0-3-3	2	3	2	0	0	2
vs Arizona	31	5-7	0-0	2-3	1-3-4	1	0	2	1	0	12
vs UCLA	29	2-6	0-1	2-4	0-2-2	2	2	2	0	0	6
at Weber State	23	2-4	1-2	0-0	1-4-5	1	2	1	3	2	5
UTEP	22	1-4	1-3	0-0	0-0-0	3	3	1	0	0	3
at Buffalo	14	1-2	0-1	1-1	0-3-3	4	0	1	0	0	3
Fresno Pacific	20	4-8	2-5	0-0	1-2-3	0	0	1	1	3	10
at UNLV	32	0-4	0-1	3-4	1-2-3	5	3	4	0	0	3
Air Force	25	2-5	0-1	3-4	3-3-6	0	3	2	1	0	7
at Utah	35	4-11	1-3	2-2	4-4-8	3	2	2	0	2	11
TCU	32	4-4	0-0	2-2	2-7-9	3	4	4	0	2	10
at Colorado State	36	6-8	1-1	3-4	2-4-6	3	6	2	0	0	16
San Diego State	27	0-1	0-0	0-0	1-1-2	1	2	2	1	1	0
at New Mexico	29	2-4	0-0	1-2	2-4-6	4	1	0	1	1	5
at Wyoming	22	1-4	0-0	0-2	0-5-5	3	0	1	1	1	2
UNLV	14	1-4	1-1	3-4	1-1-2	3	1	3	0	1	6
at Air Force					DNP						
Utah	14	0-1	0-0	2-2	0-5-5	0	1	0	1	0	2
at TCU	24	0-0	0-0	1-2	3-5-8	0	3	1	1	1	1
Colorado State	22	1-1	0-0	2-2	0-8-8	1	3	2	1	0	4
at San Diego State	5	0-0	0-0	0-0	0-2-2	0	0	0	0	0	0
New Mexico	19	0-2	0-0	0-0	0-1-1	1	2	2	0	0	0
Wyoming	29	5-8	0-1	1-1	1-7-8	4	1	1	1	1	11
vs TCU	30	1-1	0-0	3-6	2-6-8	3	2	0	0	3	5
vs New Mexico	34	5-6	0-0	1-3	5-4-9	1	0	1	0	1	11
vs San Diego State	30	1-4	0-0	0-0	6-1-7	2	3	2	0	1	2
vs Wofford	35	1-5	0-0	0-2	3-8-11	3	3	2	0	4	2
vs Gonzaga	34	2-5	0-1	2-3	1-6-7	1	2	2	1	3	6
vs Florida	38	2-4	0-0	1-2	3-12-15	3	1	2	0	1	5

2013-14

Opponent	MP	FG	3FG	FT	REB	PF	A	TO	B	S	PTS
Weber State	37	4-9	0-0	3-4	2-8-10	3	6	2	1	1	11
at Stanford	36	4-11	1-1	5-8	2-5-7	4	9	3	1	3	14
Mount St. Mary's	32	5-7	1-1	2-4	0-10-10	1	4	1	0	1	13
Colorado Mesa	33	5-11	1-3	4-7	2-4-6	2	6	1	0	4	15
Iowa State	34	4-12	0-0	3-4	1-8-9	2	4	0	0	0	11
vs Texas	35	5-9	0-0	3-5	0-8-8	4	5	6	0	1	13
vs Wichita State	31	2-6	0-0	2-6	2-7-9	4	3	4	0	1	6
vs Utah State	38	3-7	0-0	1-4	4-9-13	2	8	1	2	2	7
North Texas	25	8-12	0-0	1-1	2-3-5	3	6	3	0	1	17
at Massachusetts	37	4-9	2-3	4-7	1-6-7	3	3	5	0	0	14
Prairie View A&M	34	7-12	0-1	5-8	1-5-6	1	3	0	2	0	19
at Utah	37	3-11	0-2	6-10	2-7-9	0	4	2	1	1	12
at Oregon	41	5-13	0-1	5-8	2-3-5	2	8	4	2	1	15
at Loyola Marymount	34	7-13	0-0	4-5	3-5-8	1	3	5	1	1	18
at Pepperdine	38	4-8	0-0	3-6	6-7-13	2	7	3	2	5	11
San Diego	30	5-6	1-1	1-2	3-4-7	2	8	2	0	1	12
Pepperdine	35	5-11	0-0	5-8	4-6-10	3	9	2	0	3	15
Loyola Marymount	30	7-9	0-0	6-8	6-3-9	4	5	4	3	2	20
at San Francisco	28	7-10	0-0	5-7	3-1-4	3	0	1	0	3	19
at Santa Clara	37	5-9	0-0	8-12	3-4-7	2	4	4	0	3	18
at Portland	43	3-8	0-0	6-12	3-9-12	4	4	6	0	1	12
at Gonzaga	36	6-12	0-2	1-4	3-4-7	0	4	1	0	0	13
Pacific	30	2-9	0-0	6-8	2-4-6	3	5	4	0	2	10
Saint Mary's	35	6-13	0-0	8-10	2-7-9	2	2	3	0	0	20
Santa Clara	23	6-11	0-0	6-11	2-1-3	3	4	2	0	5	18
San Francisco	33	8-15	1-2	2-8	3-5-8	3	4	3	0	2	19
at Pacific	34	5-8	0-0	0-2	1-6-7	2	5	0	0	3	10
at Saint Mary's	34	7-14	0-0	0-0	1-5-6	5	3	3	0	0	14
Gonzaga	31	4-11	0-2	0-2	3-2-5	1	5	2	0	2	8
Portland	28	3-8	0-0	1-2	2-9-11	1	7	1	0	2	7
at San Diego	24	3-6	1-1	3-5	1-4-5	2	3	2	0	2	10
vs LMU	37	10-15	0-1	3-8	6-10-16	3	2	0	3	3	23
vs San Francisco	42	8-16	0-1	2-2	6-6-12	4	2	3	0	1	18
vs Gonzaga	24	5-11	0-0	3-5	1-5-6	1	1	4	0	0	13
vs Oregon					DNP						



24

FRANK BARTLEY IV

SOPHOMORE • GUARD • 6-3 • 200 • BATON ROUGE, LOUISIANA



CAREER STATISTICS

YEAR	GP-GS	MP	FG-FGA	PCT	3FG-A	PCT	FT-FTA	PCT	O-D-REB	AVG	PF-FO	A	TO	BLK	STL	PTS	AVG
2013-14	34-0	10.9	44-119	.370	12-36	.333	32-62	.516	21-51-72	2.1	26-0	25	15	6	13	132	3.9
TOTAL	34-0	10.9	44-119	.370	12-36	.333	32-62	.516	21-51-72	2.1	26-0	25	15	6	13	132	3.9

CAREER CONFERENCE STATISTICS

YEAR	GP-GS	MP	FG-FGA	PCT	3FG-A	PCT	FT-FTA	PCT	O-D-REB	AVG	PF-FO	A	TO	BLK	STL	PTS	AVG
2013-14	17-0	5.8	8-33	.242	0-7	.000	2-13	.154	8-13-21	1.2	3-0	11	2	1	3	18	1.1
TOTAL	17-0	5.8	8-33	.242	0-7	.000	2-13	.154	8-13-21	1.2	3-0	11	2	1	3	18	1.1

CAREER CONFERENCE TOURNAMENT STATISTICS

YEAR	GP-GS	MP	FG-FGA	PCT	3FG-A	PCT	FT-FTA	PCT	O-D-REB	AVG	PF-FO	A	TO	BLK	STL	PTS	AVG
2014	3-0	8.3	3-4	.750	2-2	1.000	2-5	.400	2-5-7	2.3	2-0	0	2	0	1	10	3.3
TOTAL	3-0	8.3	3-4	.750	2-2	1.000	2-5	.400	2-5-7	2.3	2-0	0	2	0	1	10	3.3

CAREER POSTSEASON STATISTICS

YEAR	GP-GS	MP	FG-FGA	PCT	3FG-A	PCT	FT-FTA	PCT	O-D-REB	AVG	PF-FO	A	TO	BLK	STL	PTS	AVG
2014*	1-0	19.0	3-10	.300	1-2	.500	3-4	.750	1-3-4	4.0	1-0	0	0	0	0	10	10.0
Total	1-0	19.0	3-10	.300	1-2	.500	3-4	.750	1-3-4	4.0	1-0	0	0	0	0	10	10.0

*NCAA tournament

CAREER HIGHS

Points: 16 vs. Mount St. Mary's – 11/15/13
 Rebounds: 7, twice, last vs. LMU – 12/28/13
 Assists: 6 vs. Prairie View A&M – 12/11/13
 Steals: 2, twice, last vs. North Texas – 12/3/13
 Blocks: 1, 6 times, last vs. Portland – 2/24/14
 FG made: 6 vs. Mount St. Mary's – 11/15/13
 FG attempts: 11 vs. Utah State – 11/30/13
 3FG made: 3 vs. Texas – 11/25/13
 3FG attempts: 5 vs. Wichita State – 11/26/13
 FT made: 6, twice, last at UMass – 12/7/13
 FT attempts: 8, twice, last at UMass – 12/7/13

MISCELLANEOUS

	13-14	Career
Double figure points	6	6
3-plus 3-point FGs	1	1
Assist leader	2	2
Dunks	2	2



FRESHMAN (2013-14)

- Posted season highs of 16 points (Mount St. Mary's), 7 rebounds (twice), 6 assists (Prairie View A&M), 2 steals (twice), 6 field goals made (Mount St. Mary's), 3 3-pointers made (Texas), 6 free throws made (twice)
- Scored 14 points and grabbed five rebounds against Utah State on Nov. 30
- Scored 5 points and had 6 assists to go along with 4 rebounds against Prairie View A&M on Dec. 11

- Scored 6 points, grabbed 7 rebounds and had 4 assists against Loyola Marymount on Dec. 28
- Scored in double figures 5 times, hit 3 threes once and led the team in assists twice
- Averaged 3.9 points and 2.1 rebounds and totaled 25 assists and 13 steals

BEFORE BYU

FUTURE COLLEGE PREP

- Played in 2012-13 at Future College Prep for Les Bean
- Led Future College Prep to a record of 52-13 and the West Coast Prep title
- Averaged 19.7 points, 8.5 rebounds, 6.7 assists, 3.3 steals and 1.0 blocks

CHRISTIAN LIFE ACADEMY

- Played three years of high school basketball at Christian Life Academy
- As a senior led Christian Life to a 26-7 overall record and the 1A state title
- Was named LSWA Class 1A MVP, first-team all-state and District 7-1A

co-MVP while averaging 14.2 points, 6.2 rebounds and 3.3 assists

- As a junior earned District 7-1A MVP honors and was named all-state and all-metro
- Was a member of the state championship team as a sophomore
- Played football at Christian Life, earned all-district honors and recorded 800-plus receiving yards as a senior

PERSONAL

- Parents are Frank Bartley III and Janice
- Has three sisters
- Also recruited by Auburn, Fordham, George Mason, Marquette, San Diego State and Utah

2013-14

Opponent	MP	FG	3FG	FT	REB	PF	A	TO	B	S	PTS
Weber State	5	1-2	0-0	0-1	0-0-0	3	0	1	0	0	2
at Stanford	11	1-3	1-2	0-0	1-0-1	0	0	0	0	1	3
Mount St. Mary's	19	6-7	1-1	3-3	2-5-7	2	1	1	0	1	16
Colorado Mesa	17	2-4	0-2	6-7	1-2-3	3	1	0	0	2	10
Iowa State	8	2-3	0-1	0-2	0-1-1	2	0	0	0	0	4
vs Texas	26	3-3	3-3	2-5	0-4-4	2	2	2	1	0	11
vs Wichita State	20	3-8	1-5	0-0	2-1-3	1	0	0	0	0	7
vs Utah State	20	4-11	1-2	5-8	0-5-5	0	1	0	1	1	14
North Texas	13	1-8	0-2	1-2	1-2-3	1	1	0	1	2	3
at Massachusetts	24	4-10	0-2	6-8	1-1-2	2	1	1	0	1	14
Prairie View A&M	25	2-5	1-1	0-0	0-4-4	1	6	3	1	1	5
at Utah	19	0-5	0-2	0-0	0-3-3	1	1	1	1	0	0
at Oregon	20	1-3	1-2	2-4	2-2-4	2	0	2	0	0	5
at Loyola Marymount	18	3-7	0-2	0-2	1-6-7	0	4	1	0	0	6
at Pepperdine	12	2-7	0-1	1-4	0-2-2	0	1	0	0	1	5
San Diego	9	0-3	0-1	0-0	0-2-2	0	0	0	0	0	0
Pepperdine	2	0-1	0-0	0-0	0-0-0	0	0	1	0	0	0
Loyola Marymount	1	0-0	0-0	0-0	0-0-0	0	0	0	0	0	0
at San Francisco	3	0-0	0-0	0-0	0-0-0	1	1	0	0	0	0
at Santa Clara	1	0-0	0-0	0-0	0-0-0	0	0	0	0	0	0
at Portland					DNP						
at Gonzaga	5	1-3	0-1	0-0	1-0-1	0	0	0	0	0	2
Pacific	3	0-2	0-0	0-2	0-0-0	1	0	0	0	0	0
Saint Mary's	6	1-4	0-1	0-2	2-1-3	1	1	0	0	1	2
Santa Clara	13	1-4	0-0	0-0	1-1-2	0	2	0	0	0	2
San Francisco	1	0-0	0-0	0-0	0-0-0	0	0	0	0	0	0
at Pacific	4	0-1	0-1	1-2	1-0-1	0	1	0	0	0	1
at Saint Mary's	6	0-0	0-0	0-0	0-0-0	0	0	0	0	0	0
Gonzaga	3	0-1	0-0	0-1	1-0-1	0	0	0	0	0	0
Portland	11	0-0	0-0	0-0	1-1-2	0	1	0	1	1	0
at San Diego	1	0-0	0-0	0-0	0-0-0	0	0	0	0	0	0
vs LMU	3	0-0	0-0	1-3	1-1-2	0	0	0	0	0	1
vs San Francisco	3	0-0	0-0	0-0	0-1-1	1	0	0	0	0	0
vs Gonzaga	19	3-4	2-2	1-2	1-3-4	1	0	2	0	1	9
vs Oregon	19	3-10	1-2	3-4	1-3-4	1	0	0	0	0	10



41 LUKE WORTHINGTON

SOPHOMORE • FORWARD • 6-10 • 235 • MEQUON, WISCONSIN



CAREER STATISTICS

YEAR	GP-GS	MP	FG-FGA	PCT	3FG-A	PCT	FT-FTA	PCT	O-D-REB	AVG	PF-FO	A	TO	BLK	STL	PTS	AVG
2013-14	31-3	8.1	12-26	.462	0-0	.000	8-20	.400	13-16-29	0.9	56-2	4	14	2	4	32	1.0
TOTAL	31-3	8.1	12-26	.462	0-0	.000	8-20	.400	13-16-29	0.9	56-2	4	14	2	4	32	1.0

CAREER CONFERENCE STATISTICS

YEAR	GP-GS	MP	FG-FGA	PCT	3FG-A	PCT	FT-FTA	PCT	O-D-REB	AVG	PF-FO	A	TO	BLK	STL	PTS	AVG
2013-14	16-2	9.2	5-10	.500	0-0	.000	7-12	.583	11-8-19	1.2	33-2	2	7	2	4	17	1.1
TOTAL	16-2	9.2	5-10	.500	0-0	.000	7-12	.583	11-8-19	1.2	33-2	2	7	2	4	17	1.1

CAREER CONFERENCE TOURNAMENT STATISTICS

YEAR	GP-GS	MP	FG-FGA	PCT	3FG-A	PCT	FT-FTA	PCT	O-D-REB	AVG	PF-FO	A	TO	BLK	STL	PTS	AVG
2014	3-1	7.7	1-2	.500	0-0	.000	1-2	.500	0-1-1	0.3	5-0	0	1	0	0	3	1.0
TOTAL	3-1	7.7	1-2	.500	0-0	.000	1-2	.500	0-1-1	0.3	5-0	0	1	0	0	3	1.0

CAREER POSTSEASON STATISTICS

YEAR	GP-GS	MP	FG-FGA	PCT	3FG-A	PCT	FT-FTA	PCT	O-D-REB	AVG	PF-FO	A	TO	BLK	STL	PTS	AVG
2014*	1-0	9.0	0-0	.000	0-0	.000	0-0	.000	0-2-2	2.0	3-0	0	1	0	0	0	0.0
TOTAL	1-0	9.0	0-0	.000	0-0	.000	0-0	.000	0-2-2	2.0	3-0	0	1	0	0	0	0.0

*NCAA tournament

CAREER HIGHS

Points: 7 vs. Santa Clara - 2/6/14
 Rebounds: 4 at Saint Mary's - 2/15/14
 Assists: 1, 4 times, last vs. Portland - 2/22/14
 Steals: 1, 4 times, last at San Diego - 3/1/14
 Blocks: 1, twice, last at San Diego - 3/1/14
 FG made: 2, three times, vs. Portland - 2/22/14
 FG attempts: 5 vs. Mount St. Mary's - 11/15/13
 FT made: 3 vs. Santa Clara - 2/6/14
 FT attempts: 4 vs. Santa Clara - 2/6/14



FRESHMAN (2013-14)

- Received Silver Honors on the WCC Commissioner's Honor Roll
- Posted season highs of 7 points (Santa Clara), 4 rebounds (at Saint Mary's), 2 field goals made (twice), 3 free throws made (Santa Clara).
- Hit 2 of 3 from the field and 3 of 4 from the free-throw line to score 7 points against Santa Clara on Feb. 6
- Grabbed 4 rebounds, including 3 on the offensive end, and scored a point against Saint Mary's on Feb. 15
- Started in games against Portland,

San Diego and Loyola Marymount from Feb. 22 until March 8

- Scored 5 points against Portland on Feb. 22
- Scored 4 points against Mount St. Mary's
- Averaged 1.0 points and 0.9 rebounds and shot .462 from the field

BEFORE BYU

- Played for Kevin McKenna at Homestead High School
- Ranked the No. 7 prospect in the class of 2013 in the state of Wisconsin and No. 43 among power forwards nationally by ESPN.com
- One of seven Wisconsin players nominated for the McDonald's All-America Game
- As a senior was a team captain and averaged 13.6 points and 10.0 rebounds per game
- Led Homestead to a record of 13-7 overall and 8-4 in league play
- Named Wisconsin Basketball Coaches Association Division I All-State Honorable Mention
- Named third-team All-Area by the Milwaukee Wisconsin Journal

Sentinel

- Named first-team All-North Shore Conference
- As a junior, averaged 12 points, 9 rebounds and 2 blocks
- Led Homestead to a record of 15-5 overall and 10-3 in league play
- Named first-team All-North Shore Conference
- Played for Wisconsin Playground Elite coached by Duane "Ike" Wilson
- Played football at Homestead, was a team captain and helped lead team to the 2012 Wisconsin state title
- Received all-conference, all-region and all-state honors in football
- Recruited by BYU and Wisconsin to play football
- Maintained a GPA above 4.0 and was a member of the National Honor Society


PERSONAL

- Parents are John and Kris Worthington
- Has one brother and two sisters
- Also recruited by Butler, Princeton, Penn, Davidson, Yale, DePaul, Lehigh, Bucknell, Utah State and Saint Louis

2013-14

Opponent	MP	FG	3FG	FT	REB	PF	A	TO	B	S	PTS
Weber State	10	1-2	0-0	0-0	1-0-1	1	0	0	1	0	0
at Stanford	11	0-0	0-0	0-1	0-0-0	3	0	0	0	0	0
Mount St. Mary's	7	2-5	0-0	0-2	0-1-1	0	0	1	2	0	0
Colorado Mesa	7	1-1	0-0	0-2	0-0-0	3	0	0	0	0	0
Iowa State	3	0-1	0-0	0-0	0-0-0	0	0	0	0	0	0
vs Texas	5	0-2	0-0	0-0	0-1-1	2	0	0	0	0	0
vs Wichita State	4	0-0	0-0	0-0	0-1-1	2	0	0	1	0	0
vs Utah State					DNP						
North Texas	6	1-2	0-0	0-1	0-2-2	0	0	0	0	0	0
at Massachusetts	7	0-0	0-0	0-0	0-0-0	2	0	0	1	0	0
Prairie View A&M	9	1-1	0-0	0-0	1-0-1	1	0	1	0	0	0
at Utah	3	0-0	0-0	0-0	0-0-0	1	0	0	0	0	0
at Oregon					DNP						
at Loyola Marymount	4	0-0	0-0	0-0	0-1-1	1	0	0	0	0	0
at Pepperdine	6	0-0	0-0	0-0	0-0-0	1	0	0	0	0	0
San Diego	9	0-2	0-0	0-0	1-0-1	5	1	1	0	0	0
Pepperdine	11	0-0	0-0	0-0	1-0-1	1	0	0	2	0	0
Loyola Marymount	7	0-0	0-0	2-2	0-1-1	1	0	0	0	0	0
at San Francisco					DNP						
at Santa Clara					DNP						
at Portland	2	0-0	0-0	0-0	0-0-0	0	0	0	0	1	0
at Gonzaga	4	0-0	0-0	0-0	0-0-0	0	0	0	0	0	0
Pacific	5	0-0	0-0	0-0	0-0-0	2	0	0	0	0	0
Saint Mary's	10	0-1	0-0	0-0	0-0-0	5	1	0	1	0	0
Santa Clara	10	2-3	0-0	3-4	0-2-2	2	0	0	0	0	0
San Francisco	5	0-0	0-0	0-1	3-0-3	1	0	0	0	0	0
at Pacific	11	0-1	0-0	0-2	1-2-3	4	0	0	1	0	1
at Saint Mary's	19	0-0	0-0	1-2	3-1-4	2	0	0	1	0	1
Gonzaga	10	1-1	0-0	0-0	1-1-2	3	0	0	1	0	0
Portland	12	2-2	0-0	1-1	0-0-0	3	0	1	0	0	1
at San Diego	22	0-0	0-0	0-0	1-0-1	2	0	0	1	1	1
vs LMU	11	1-1	0-0	1-2	0-0-0	2	0	0	0	0	0
vs San Francisco	7	0-0	0-0	0-0	0-0-0	2	0	0	1	0	0
vs Gonzaga	5	0-1	0-0	0-0	0-1-1	1	0	0	0	0	0
vs Oregon	9	0-0	0-0	0-0	0-2-2	3	0	0	1	0	0





40 JAMALAYTES

SOPHOMORE • FORWARD • 6-6 • 225 • SAN DIEGO, CALIFORNIA

CAREER STATISTICS

YEAR	GP-GS	MP	FG-FGA	PCT	3FG-A	PCT	FT-FTA	PCT	O-D-REB	AVG	PF-FO	A	TO	BLK	STL	PTS	AVG
2013-14*	4-0	9.3	5-8	.625	0-0	.000	1-5	.200	2-1-3	0.8	4-0	0	3	0	1	11	2.8
TOTAL	4-0	9.3	5-8	.625	0-0	.000	1-5	.200	2-1-3	0.8	4-0	0	3	0	1	11	2.8

*UNLV

CAREER HIGHS

Points: 10 vs. UC Santa Barbara – 11/12/13
 Rebounds: 2 vs. UC Santa Barbara – 11/12/13
 Steals: 1 vs. UC Santa Barbara – 11/12/13
 FG made: 5 vs. UC Santa Barbara – 11/12/13
 FG attempts: 8 vs. UC Santa Barbara – 11/12/13
 FT made: 1 vs. UT Martin – 11/30/13
 FT attempts: 3 vs. UC Santa Barbara – 11/12/13



2013-14 (at UNLV)

Opponent	MP	FG	3FG	FT	REB	PF	A	TO	B	S	PTS
Portland State	7	0-0	0-0	0-0	0-0-0	0	0	0	0	0	0
UC Santa Barbara	19	5-8	0-0	0-3	2-0-2	2	0	1	0	1	10
Omaha	4	0-0	0-0	0-0	0-1-1	1	0	1	0	0	0
Arizona State					DNP						
Illinois					DNP						
UT Martin	7	0-0	0-0	1-2	0-0-0	1	0	1	0	0	1
at Arizona					DNP						
at Southern Utah					DNP						
Radford					DNP						
Sacred Heart					DNP						
vs. Santa Clara					DNP						
vs. Mississippi State					DNP						
Cal State Fullerton					DNP						

Transferred to BYU

BEFORE BYU

- Played for Joedy Gardner at JSerra Catholic High School in San Juan Capistrano, Calif.
- As a senior, averaged 17 points and 10 rebounds
- Named to the All-CIF Southern Division 4AA Team
- Ranked No. 66 nationally among power forwards by ESPN.com in the class of 2013
- Played AAU ball for the Dream

Vision, coached by Clayton Williams

- Named MVP at the adidas Exclusive Run
- Played for UNLV in the fall of 2013 and averaged 2.8 points in 9.3 minutes

PERSONAL

- Son of Franklin and Jacqueline Aytes
- Has six siblings: Franklin, Candace, Bianca, Rashaun, Malik and Jazzele



21 KYLE DAVIS

JUNIOR • FORWARD • 6-8 • 220 • DRAPER, UTAH



CAREER STATISTICS

YEAR	GP-GS	MP	FG-FGA	PCT	3FG-A	PCT	FT-FTA	PCT	O-D-REB	AVG	PF-FO	A	TO	BLK	STL	PTS	AVG
2010-11*	30-16	19.7	93-168	.554	4-14	.286	65-97	.670	39-119-158	5.3	47-2	36	53	31	14	255	8.5
2013-14^	29-27	25.0	89-177	.503	0-3	.000	85-125	.680	89-132-221	7.6	62-1	37	45	39	12	263	9.1
TOTAL	59-43	22.3	182-345	.528	4-17	.235	150-222	.676	128-251-379	6.4	109-3	73	98	70	26	518	8.8

*Southern Utah

^Utah State

CAREER HIGHS (AT SUU AND USU)

Points: 21 at Centenary – 1/15/11
 Rebounds: 15 vs. Fresno State – 2/22/14
 Assists: 5, twice, last vs. Boise State – 2/8/14
 Steals: 3 vs. CSU Bakersfield – 2/2/11
 Blocks: 4 vs. Panhandle State – 12/14/10
 FG made: 8, twice, last at Weber State – 11/21/13
 FG attempts: 11, three times, last vs. UNLV – 2/15/14
 3FG made: 1, 4 times, last vs. IPFW – 2/24/14
 3FG attempts: 2 vs. Weber State – 12/11/10
 FT made: 10 vs. Nevada – 2/5/14
 FT attempts: 13, twice, last vs. Western Illinois – 12/19/13



BEFORE BYU

UTAH STATE

- Started 27 of 29 games played in 2013-14 as a sophomore
- Averaged 9.1 points and 7.6 rebounds, had a team-high 37 blocks and shot 50.3 percent from the field
- Posted 7 double-doubles and had season highs of 18 points, 15 rebounds (twice), 3 blocks (7 times) and 5 assists

SOUTHERN UTAH

- Played as a freshman in 2010-11 prior to serving a two-year LDS mission
- Averaged 8.5 points, a team-high 5.3 rebounds and 1.0 block per game and shot 55.4 percent from the field
- Posted season highs of 21 points, 14 rebounds, 5 assists and 3 blocks

ALTA HIGH SCHOOL

- Led the Hawks to the 5A state title and was named tournament MVP in 2010
- Averaged 18.5 points, 7.6 rebounds, 1.4 blocks, 1.5 steals and 1.3 assists as a senior
- Was named 2010 5A MVP and Region 4 MVP

PERSONAL

- Parents are Mark and Debbie Davis
- Has one brother and two sisters
- Served a mission for The Church of Jesus Christ of Latter-day Saints in Detroit

2010-11 (at Southern Utah)


2013-14 (at Utah State)

Opponent	MP	FG	3FG	FT	REB	PF	A	TO	B	S	PTS
Cal Baptist	17	1-3	0-1	2-2	1-3-4	1	1	2	0	0	4
at CSU Bakersfield	28	1-6	0-0	2-3	3-4-7	1	2	1	0	1	4
Utah State	15	0-3	0-1	0-0	1-4-5	0	0	2	0	1	0
vs. Drake	13	1-5	0-1	1-1	0-4-4	1	0	0	0	0	3
vs. Ball State	10	3-4	0-1	1-1	1-2-3	0	1	2	1	1	7
vs. Houston Baptist	25	4-7	0-1	3-4	4-4-8	4	4	2	2	1	11
at Oakland	15	1-4	0-0	2-2	0-2-2	1	0	1	0	0	4
at IPFW	20	3-3	0-0	1-2	0-3-3	0	0	4	0	0	7
Weber State	21	2-3	1-2	2-2	0-1-1	1	1	1	0	1	7
Panhandle State	17	1-5	0-1	2-2	3-2-5	1	1	1	4	0	4
at UNLV	18	2-5	0-0	1-3	0-2-2	1	0	1	0	0	5
at UC Davis	12	0-3	0-0	0-0	1-3-4	2	0	1	0	0	0
North Dakota State	28	5-7	1-1	5-8	1-9-10	2	2	1	2	0	16
South Dakota State	10	1-3	0-0	0-0	0-0-0	1	0	3	1	0	2
at UMKC	12	1-2	0-1	2-3	0-4-4	1	0	0	0	0	4
at Oral Roberts	14	3-6	0-1	0-0	0-1-1	2	0	1	2	0	6
at Centenary	28	7-8	0-0	7-7	4-10-14	5	1	3	1	1	21
Western Illinois	28	6-10	0-1	0-1	4-10-14	3	3	2	2	0	12
IUPUI	23	6-8	0-0	1-5	1-4-5	3	3	0	1	0	13
at North Dakota State	26	5-8	0-0	6-8	1-6-7	3	2	3	2	0	16
at South Dakota State	11	2-4	0-0	0-0	1-2-3	0	2	2	0	0	4
CSU Bakersfield	23	4-8	0-0	1-5	1-3-4	1	0	3	1	3	9
UMKC	35	6-8	0-0	5-6	3-8-11	5	2	2	3	0	17
Centenary	21	6-9	0-0	5-13	4-4-8	4	0	4	0	2	17
Oral Roberts	32	6-9	1-1	4-5	2-7-9	2	2	2	0	0	17
at IUPUI	7	2-2	0-0	0-0	1-2-3	0	0	0	2	0	4
at Western Illinois	21	2-2	0-0	6-6	0-2-2	1	1	2	2	0	10
IPFW	26	8-11	1-1	1-2	2-6-8	1	5	3	3	1	18
Oakland	19	2-7	0-0	3-3	0-4-4	0	2	2	2	0	7

Opponent	MP	FG	3FG	FT	REB	PF	A	TO	B	S	PTS
USC	25	4-6	0-1	2-4	4-3-7	1	3	1	3	1	10
Southern Utah	18	1-2	0-0	5-8	1-3-4	2	0	0	3	0	7
at UC Santa Barbara	19	1-1	0-0	0-0	0-3-3	1	3	2	0	0	2
Mississippi State	17	2-5	0-0	0-0	2-3-5	3	1	2	0	0	4
at Weber State	26	8-9	0-0	2-5	5-9-14	4	0	1	0	1	18
vs. BYU	29	7-11	0-0	2-2	4-5-9	2	3	2	1	1	16
Pacific	DNP										
Utah Valley	27	4-5	0-0	4-6	3-4-7	3	2	1	2	0	12
Western Illinois	31	4-8	0-0	7-13	5-7-12	2	1	5	1	1	15
UC Santa Barbara	35	2-5	0-1	0-2	3-7-10	1	2	1	1	0	4
Troy	25	3-4	0-0	1-2	1-5-6	2	2	0	3	1	7
San Diego Christian	26	4-7	0-0	7-8	7-8-15	3	2	2	3	1	15
at Air Force	30	5-8	0-1	1-2	3-8-11	3	3	1	3	1	11
San Jose State	25	4-6	0-0	5-7	5-7-12	3	2	5	2	0	13
at Nevada	28	4-7	0-0	1-4	5-4-9	0	0	1	2	1	9
Colorado State	22	1-2	0-0	0-0	1-4-5	5	1	1	2	0	2
at Boise State	21	3-7	0-0	3-4	3-5-8	1	0	2	0	1	9
at UNLV	DNP										
San Diego State	DNP										
New Mexico	19	3-5	0-0	4-4	3-2-5	3	2	1	2	0	10
at Wyoming	19	2-3	0-0	1-2	3-2-5	4	0	0	0	0	5
Nevada	26	1-8	0-0	10-12	2-1-3	2	1	1	1	0	12
Boise State	30	4-6	0-0	7-7	2-6-8	3	5	1	1	0	15
at Colorado State	27	4-9	0-0	4-4	2-3-5	4	0	1	0	0	12
UNLV	29	2-11	0-0	0-0	5-1-6	1	1	2	1	1	4
at San Diego State	24	0-4	0-0	0-0	1-1-2	2	0	4	0	0	0
Fresno State	29	4-7	0-0	6-8	5-10-15	0	1	2	2	0	14
at New Mexico	25	4-6	0-0	1-3	1-3-4	3	1	0	0	0	9
at San Jose State	22	1-6	0-0	5-6	1-5-6	1	0	1	0	0	7
Wyoming	25	3-7	0-0	5-7	6-8-14	1	0	1	0	3	11
vs. Colorado State	26	3-9	0-0	2-5	4-2-6	1	1	3	0	0	8
vs. San Diego State	23	1-3	0-0	0-0	2-3-5	1	0	2	3	1	2

1 CHASE FISCHER

JUNIOR • GUARD • 6-3 • 195 • RIPLEY, WEST VIRGINIA



CAREER STATISTICS

YEAR	GP-GS	MP	FG-FGA	PCT	3FG-A	PCT	FT-FTA	PCT	O-D-REB	AVG	PF-FO	A	TO	BLK	STL	PTS	AVG
2011-12*	31-3	26.1	62-177	.350	39-122	.320	32-39	.821	11-56-67	2.2	38-1	46	33	1	24	195	6.3
2012-13*	31-3	14.2	47-119	.395	35-83	.422	9-15	.600	5-30-35	1.1	24-0	20	20	3	11	138	4.5
TOTAL	62-6	20.1	109-296	.368	74-205	.361	41-54	.759	16-86-102	1.6	62-1	66	53	4	35	333	5.4

*Wake Forest

CAREER HIGHS

Points: 15 vs. High Point – 12/5/12
 Rebounds: 5, twice
 Assists: 65 vs. NC Central – 11/20/11
 Steals: 3 vs. Georgia Southern – 11/16/11
 Blocks: 1, 4 times
 FG made: 5, 3 times
 FG attempts: 13 vs. UNCW – 12/21/11
 3FG made: 5 vs. High Point – 12/5/12
 3FG attempts: 8, 3 times
 FT made: 5 vs. Gardner-Webb – 12/18/11
 FT attempts: 7 vs. Gardner-Webb – 12/18/11



BEFORE BYU

- Played in 62 games and started six times for the Wake Forest Demon Deacons in 2011-12 and 2012-13
- A team captain as a sophomore in 2012-13
- As a sophomore averaged 4.5 points and 1.1 rebounds in 14.2 minutes per game while shooting .395 from the field, .422 from three and .600 from the free-throw line
- Scored a career-high 15 points while hitting a career-best 5 of 8 from three

vs. High Point on Dec. 5, 2012

- Scored in double figures five times and hit two-plus threes 10 times
- As a freshman in 2011-12 averaged 6.3 points, 2.2 rebounds and 1.5 assists in 26.1 minutes per game and shot .350 from the field, .320 from three and .821 from the free-throw line
- Scored in double figures nine times and hit two-plus threes 12 times
- Prepped at Ripley High School
- A 2011 first-team Parade All-American
- 2011 Gatorade Boys Basketball Player of the Year for the state of West Virginia and a McDonald's All-America nominee
- Two-time first team all-state selection in 2009-10 and 2010-11
- Received the 2011 Bill Evans Award, which goes to the state's player of the year (was second in the voting as a junior)

PERSONAL

- Parents are John and Robin Fischer
- Older brother Noah played college basketball at Marshall and University of Charleston
- Before committing to Wake Forest was also recruited by Marshall, Ohio, UCF and VCU



2011-12 (at Wake Forest)

Opponent	MP	FG	3FG	FT	REB	PF	A	TO	B	S	PTS
Loyola (MD)	24	0-3	0-3	2-2	1-0-1	5	1	1	0	0	2
Georgia Southern	32	4-9	2-7	3-3	1-1-2	1	3	2	1	3	13
NC Central	27	4-5	2-3	0-0	1-1-2	2	5	0	0	2	10
vs. Dayton	29	4-7	4-7	0-0	1-2-3	1	1	0	0	1	12
vs. Arizona State	29	1-5	1-5	0-0	0-1-1	1	1	2	0	1	3
vs. Texas Tech	29	1-4	1-4	0-0	0-3-3	3	2	0	0	0	3
at Nebraska	31	5-7	3-5	0-0	0-3-3	1	0	1	0	1	13
Richmond	25	0-1	0-0	2-2	1-0-1	2	2	1	0	2	2
at High Point	24	2-4	2-4	0-0	0-3-3	4	1	1	0	1	6
at Seton Hall	24	1-6	0-4	0-0	0-0-0	1	1	0	0	0	2
Gardner-Webb	30	2-5	2-4	5-7	0-5-5	0	2	0	0	2	11
UNCW	32	4-13	3-8	3-3	0-4-4	1	1	2	0	0	14
Yale	16	0-2	0-1	0-0	0-1-1	0	1	3	0	1	0
Wofford	37	1-7	0-5	0-0	1-3-4	1	1	4	0	0	2
Virginia Tech	25	3-7	2-5	0-0	0-0-0	1	1	1	0	0	8
at Maryland	23	1-7	1-5	0-1	0-3-3	4	1	1	0	0	3
NC State	28	2-7	1-4	2-2	0-5-5	0	2	3	0	0	7
at Duke	27	1-4	1-3	2-2	0-1-1	0	1	0	0	0	5
at Boston College	29	4-7	3-6	2-3	0-1-1	2	0	2	0	0	13
Florida State	23	2-6	1-4	2-2	0-1-1	1	0	1	0	1	7
at Clemson	24	3-7	1-2	2-2	0-3-3	0	1	0	0	0	9
North Carolina	22	1-7	0-4	1-2	1-2-3	1	1	2	0	0	3
at NC State	25	3-6	3-6	2-2	1-0-1	2	3	0	0	2	11
at Virginia	23	3-7	2-5	0-0	0-2-2	1	1	2	0	0	8
Clemson	23	1-4	0-1	4-4	0-3-3	0	1	1	0	2	6
Georgia Tech	30	1-9	1-8	0-0	0-1-1	0	2	1	0	0	3
at Miami	38	5-9	2-4	0-0	1-3-4	0	3	0	0	2	12
Boston College	28	3-5	1-2	0-2	0-1-1	0	4	0	0	1	7
Duke	17	0-2	0-0	0-0	1-0-1	1	1	0	0	1	0
at Georgia Tech	21	0-4	0-3	0-0	0-3-3	1	2	0	0	0	0
vs. Maryland	15	0-1	0-0	0-0	1-0-1	1	0	2	0	1	0

2012-13 (at Wake Forest)

Opponent	MP	FG	3FG	FT	REB	PF	A	TO	B	S	PTS
Radford	21	4-6	3-5	0-0	0-1-1	2	0	3	0	1	11
vs. UConn	8	0-1	0-1	0-0	0-0-0	1	0	1	0	0	0
vs. Iona	18	2-6	1-3	0-0	0-0-0	0	3	0	1	0	5
vs. Mercer	25	3-7	3-4	2-2	1-3-4	1	1	0	0	0	11
William & Mary	11	1-4	0-2	0-0	0-1-1	0	0	0	0	0	2
Nebraska	13	3-5	2-4	1-2	0-2-2	0	1	1	1	1	9
at Richmond	19	0-1	0-0	0-0	0-0-0	1	1	1	0	1	0
High Point	24	5-10	5-8	0-0	0-2-2	0	0	0	0	0	2
Seton Hall	19	0-3	0-2	0-0	0-1-1	2	1	2	0	0	0
Furman	11	1-5	0-2	0-0	0-1-1	1	1	0	0	0	2
at UNCG	20	4-5	3-3	2-2	0-3-3	1	1	1	0	0	13
Xavier	18	1-3	1-2	0-0	0-1-1	3	1	2	0	1	3
at Duke	20	1-3	1-2	0-0	0-0-0	2	1	1	0	0	3
Virginia	16	1-3	1-2	0-0	1-1-2	0	1	1	0	1	3
Boston College	7	0-3	0-2	0-0	0-1-1	1	0	1	0	0	0
at Clemson	13	1-2	0-1	0-0	0-3-3	1	0	0	0	0	2
at Virginia Tech	13	0-3	0-2	0-0	0-0-0	2	0	0	0	1	0
NC State	5	0-0	0-0	0-0	0-0-0	0	0	0	0	0	0
at Georgia Tech	13	1-3	0-1	3-5	0-0-0	0	1	0	0	0	5
Duke	5	0-1	0-1	0-0	0-0-0	0	0	0	0	0	0
at Maryland	13	1-6	1-5	0-0	0-3-3	0	1	0	0	0	3
at North Carolina	18	2-4	2-4	0-0	0-1-1	1	1	1	0	0	6
Florida State	20	4-6	2-3	0-2	2-2-4	1	0	2	0	2	10
at Boston College	17	2-3	2-3	0-0	0-2-2	1	0	1	0	0	6
Georgia Tech	13	1-6	1-5	0-0	0-2-2	0	0	0	1	1	3
Miami	4	0-0	0-0	0-0	0-0-0	0	0	0	0	0	0
at Florida State	13	3-5	3-5	0-0	1-0-1	2	1	0	0	0	9
Maryland	7	1-3	1-3	0-0	0-0-0	0	0	1	0	0	3
at NC State	16	3-5	2-4	1-2	0-0-0	0	2	0	0	0	9
Virginia Tech	11	1-3	1-2	0-0	0-0-0	0	2	0	0	0	3
vs. Maryland	8	1-4	0-2	0-0	0-0-0	1	0	1	0	0	2



10 RYAN ANDRUS

FRESHMAN • FORWARD • 6-11 • 215 • AMERICAN FORK, UTAH

BEFORE BYU

- A four-year letterman playing for Doug Meacham at American Fork High School
- As a senior averaged 14.9 points, 7.7 rebounds and 1.7 assists as American Fork finished 17-9 overall and 8-4 in region play and advanced to the 5A state semifinals
- Named first-team all-state by the Deseret News and the Salt Lake Tribune
- As a junior averaged 19.4 points, 6.5 rebounds, 1.5 assists

- and 1.1 steals as American Fork finished 17-9 overall and 7-3 in region play and advanced to the 5A state semifinals
- Named first-team all-state by the Deseret News, second-team all-state by the Salt Lake Tribune, All-Valley by the Daily Herald
- As a sophomore averaged 5.8 points and 3.8 rebounds as American Fork finished 19-3 overall and 9-1 in region play
- Played for DreamVision during the AAU season

PERSONAL

- Parents are David and Yvonne Andrus
- Has two brothers and one sister
- Also recruited by Utah and Utah State



25 JORDAN CHATMAN

FRESHMAN • GUARD • 6-5 • 190 • VANCOUVER, WASHINGTON

BEFORE BYU

- As a senior averaged 20.7 points, 6.3 rebounds, 2.7 assists and 1.9 steals while Union finished 21-8 overall, 10-1 in league play and took third in the 4A state tournament
- Named the Gatorade Washington Boys Basketball Player of the Year, MVP of the state tournament
- As a junior averaged 20 points per game
- Earned All-Greater St. Helens League honors
- As a junior, helped lead Union to the regional playoffs
- Ranked No. 2 in his class in the state of Washington
- Played for the Seattle Rotary during the AAU season

PERSONAL

- Parents are Jeff and Leah Chatman
- Has three brothers and four sisters
- Father Jeff Chatman was an honorable mention All-American for the Cougars and is eighth all-time in scoring at BYU with 1,824 career points
- Completed his associates degree while in high school
- Served a two-year mission for The Church of Jesus Christ of Latter-day Saints in Taipei, Taiwan
- Also recruited by Utah, Utah State, Washington State, Stanford, Portland and Boston College



2

JORDANELLIS


JUNIOR • GUARD • 6-1 • 180 • MEDFORD, OREGON

BEFORE BYU

- A three-time letterwinner at North Medford High School
- A three-time first-team all-conference honoree
- North Medford's all-time leading scorer
- Lettered in football and track
- Also attended Grayson County College in Texas and Portland State prior to BYU

PERSONAL

- Parents are Jerry and Dee Ellis
- Has two brothers and one sister
- Served a two-year mission for The Church of Jesus Christ of Latter-day Saints in Boston, Massachusetts





44

CORBINKAUFUSI

FRESHMAN • FORWARD • 6-10 • 245 • PROVO, UTAH

BEFORE BYU

- Coached by Perry Wildeboer at Timpview High School
- As a junior averaged 11.6 points while helping Timpview to a record of 19-6
- As a sophomore helped Timpview win the 4A state title and finish with a record of 19-7
- Played in the 2011 All-Valley Basketball All-Star Classic
- Played football and helped Timpview win state titles in 2008 and 2009

- Second-team all-state in football in 2011
- A member of the National Honors Society and a four-year academic honoree
- Also recruited by Stanford to play football

PERSONAL

- Parents are Steve (an assistant coach on the BYU football team) and Michelle and has four siblings
- Brother Bronson plays football at BYU and played basketball for the Cougars in 2012-13
- Served a two-year mission for The Church of Jesus Christ of Latter-day Saints in South Korea



35

ISAACNEILSON

FRESHMAN • FORWARD • 6-11 • 225 • MISSION VIEJO, CALIFORNIA

BEFORE BYU

- Played for Troy Roelen at Mission Viejo
- As a senior averaged 15.3 points, 11.3 rebounds and 5.0 blocks while Mission Viejo finished 29-3 overall and 7-1 in league play
- Posted season highs of 29 points, 25 rebounds and 11 blocks
- Named MaxPreps All-State Division II Second Team, All-CIF Southern Section Team Division 2AA, Orange County Register All-County Team
- Named MVP of the 2010 Diablo Inferno Tournament where

- he averaged 14 points, 12 rebounds and 8 blocks
- As a junior averaged 9.0 points, 9.0 rebounds and 4.5 blocks
- Named first-team All-South Coast Conference

PERSONAL

- Served a two-year mission for The Church of Jesus Christ of Latter-day Saints in Alabama
- Parents are Jim and Janice
- Has three brothers and two sisters



30

DALTON NIXON

FRESHMAN • FORWARD • 6-7 • 215 • OREM, UTAH

BEFORE BYU

- A four-year letterman playing for Golden Holt at Orem High School
- Orem's all-time leading scorer with 1,367 points and a three-time first-team all-state honoree
- As a senior averaged 20.2 points, 8.9 rebounds, 1.7 assists and 1.1 steals as Orem finished 18-9 overall, 10-2 in region play and advanced to the 4A state championship game
- Named first-team all-state by the Deseret News and the Salt Lake Tribune
- As a junior averaged 17.5 points, 8.2 rebounds, 1.7 assists and 1.3 steals and hit 21 threes as Orem finished 20-4 overall and 13-1 in region play
- Named first-team all-state by the Deseret News and the Salt Lake Tribune, All-Valley by the Daily Herald
- As a sophomore averaged 12.5 points and 5.5 rebounds and hit 33 threes as Orem finished 24-1 overall, 14-0 in region play and won the 4A Utah state title
- Named first-team all-state by the Deseret News and the Salt Lake Tribune and All-Valley by the Daily Herald
- Named the 4A Tournament MVP as a sophomore
- National position recruiting rankings: 51st by ESPN
- Played for the Utah Prospects during the AAU season

PERSONAL

- Parents are Kevin and Stephanie Nixon
- Has two sisters
- His father Kevin Nixon played at BYU from 1991-93
- Also recruited by Arizona State, Creighton, Hawaii, San Diego, San Francisco, Utah, Utah State and Weber State





15

JAKE TOOLSON

FRESHMAN • GUARD • 6-5 • 215 • GILBERT, ARIZONA

BEFORE BYU

- A four-year letterman and two-time first-team all-state honoree playing for Derrick Donaldson at Highland High School
- Scored 2,007 career points at Highland and averaged 19.1 points per game
- As a senior averaged 27.3 points, 12.1 rebounds, 3.5 assists and 1.6 steals per game and hit 59 threes
- Shot .522 from the field, .380 from three and .838 from the free-throw line
- Named first-team Division I All-Arizona by AZcentral.com and first-team All-Tribune by the East Valley Tribune
- As a junior averaged 18.9 points, 8.0 rebounds, 4.0 assists, 1.6 steals and 1.0 blocks and hit 34 threes while Highland finish 18-10 overall and 11-6 in league play
- Named first-team Division I All-Arizona by AZcentral.com and first-team All-Tribune by the East Valley Tribune

- As a sophomore averaged 18.4 points, 6.3 rebounds, 1.6 assists and 1.5 steals and hit 49 threes
- Named All-Tribune honorable mention by the East Valley Tribune
- As a freshman averaged 10.2 points, 7.2 rebounds, 1.7 assists and 1.4 steals and hit 47 threes
- Played for Nevada Select during the AAU season
- Played for the Arizona Power during the AAU season


PERSONAL

- Parents are Troy and Sheila Toolson
- Has one brother and two sisters
- Also recruited by Arizona State, Boston College, Utah State and Saint Mary's
- Nephew of former BYU great Danny Ainge





COACHING STAFF



DAVE ROSE MASTERMIND OF SUCCESS

BYU'S MASTERMIND OF SUCCESS SEEKS A NINTH-CONSECUTIVE TRIP TO THE POSTSEASON

Since becoming head coach of the BYU men's basketball program on April 11, 2005, Dave Rose has guided the Cougars to an impressive array of on-the-court awards and accolades while his unassuming approach to service and the community has been recognized at the top of his profession.

With a 232-78 record, Rose has produced a nine-year resume that is nearly unmatched. In fact, among the 40-plus coaches who took over a program in 2005, Rose has the best winning percentage (.748) and the most wins (232). Among first-time head coaches in 2005, Rose is the only to achieve at least 20 wins in each of his first nine seasons. His 232 victories place him fifth for best career starts (through nine seasons) by wins in NCAA history ahead of the likes of Thad Matta, John Calipari and Sean Miller. Rose currently holds the school record for career winning percentage (.748) and is second in career victories. Rose reached the 200 career victory mark in his 259th game to make him the 15th fastest in NCAA history to reach the milestone.

Equally committed to excellence off the court, Rose was honored on April 6, 2008, by the National Association of Basketball Coaches with its Game Pillar Award for Service, one of only four Pillar Awards (Education, Leadership, Service and Advocacy) that the Association annually bestows on the most deserving among its vast membership. While Rose

has never sought such attention, his actions and accomplishments – both on the court and in the community – have commanded the praises of faithful followers and casual observers alike. In April 2008, Rose became the 63rd recipient of the Dale Rex Memorial Award, given annually to the person who has done the most for amateur athletics in the state of Utah. Another evidence of Rose's commitment to excellence is his basketball program consistently ranks in the top 10 percent nationally in multi-year NCAA Academic Progress Rate scores. As a result, the NCAA has honored BYU basketball with Public Recognition awards for seven-straight seasons (2006 to 2012) for its high academic achievement. In fact, the Cougars were the only Division I program to earn public recognition and a bid to the NCAA tournament every year from 2007 to 2012.

Cougar fans have had plenty to "Rise and Shout" about with Rose at the helm. A tireless worker, gifted motivator and talented strategist, Rose has returned BYU to the national stage with five-straight seasons appearing in the top-25 polls (2007 to 2011), six-straight trips to the NCAA tournament, six-straight 25-win seasons (2007 to 2012) and four-straight seasons with a postseason victory (2010 to 2013) – all four are program-record streaks. Rose and the Cougars are also in the midst of two current streaks that are program records, including nine-straight 20-win seasons

(2005-06 to 2013-14) and nine-straight trips to the postseason (2006 to 2014). In his first season, Rose and his staff produced the nation's second-most improved team by turning a 9-21 squad that finished tied for last with three wins in the Mountain West Conference in 2004-05 into a 20-9 NIT qualifier and 12-4 second-place MWC finisher in 2005-06. Under his tutelage from 2007 to 2009, the Cougars achieved the MWC's first back-to-back outright league championships (2007 and 2008) while adding to the streak with a share of the regular season title in 2009. Historically, the last time a BYU team garnered back-to-back outright league crowns was in 1979 and 1980 when the Cougars touted one of their all-time greats in Danny Ainge, while the last time the Blue and White produced three-straight titles was from 1932 to 1934. In 2010, BYU set a then-program record with 30 victories and defeated Florida in the first round of the NCAA tournament, the program's first NCAA tournament victory since 1993.

In 2010-11, Rose and the Cougars set numerous program records with 32 wins and an .865 winning percentage, a fourth conference title in five seasons and nine-straight weeks ranked in the top 10, including a No. 3 ranking in both the AP and the ESPN/USA Today Coaches polls. BYU's No. 3 seed in the NCAA tournament tied the best seed earned by the Cougars. With wins over Wofford and Gonzaga in the second and

third rounds of the tournament, BYU reached the Sweet 16 for the first time since 1981. The Cougars were ranked the entire season, including those nine-straight weeks in the top 10 – a program record streak. Statistically, BYU finished fifth in the nation in winning percentage and scoring margin, seventh in scoring offense, 10th in free-throw percentage, 15th in turnover margin, 16th in assist-to-turnover ratio, 17th in turnovers per game and 18th in three-point field goals per game. Rose also coached the nation's player of the year and NCAA Division I scoring leader Jimmer Fredette, who averaged 28.9 points per game.

Despite the loss of Fredette and BYU's all-time steals leader Jackson Emery, Rose kept the Cougars rolling in 2011-12. With a 26-9 overall record and a 12-4 record in West Coast Conference play, BYU extended its streak of 25-win seasons to six, a program record. Rose also led the Cougars to a program-record sixth-straight NCAA tournament bid where BYU overcame a 25-point deficit to defeat Iona in the first round. The comeback set the record for the biggest comeback in NCAA tournament history. It also marked a program record as the Cougars won in the NCAA tournament for a third-straight season. Post players Noah Hartsock and Brandon Davies led the way for BYU and earned

All-WCC honors.

Rose and the Cougars improved their streaks of 20-win seasons and trips to the postseason to eight in 2012-13. BYU finished with a record of 24-12 overall and 10-6 in WCC play and received an invitation to the NIT. After a regular season that included wins over Virginia Tech, Santa Clara and in-state foes Utah, Utah State and Weber State, the Cougars received an invite to the NIT as a three seed. In the NIT, BYU defeated Washington and Mercer at home and Southern Miss on the road to earn a trip to the semifinals at Madison Square Garden. The season ended with a loss to eventual champion Baylor. Tyler Haws and Brandon Davies earned All-WCC and All-District honors.


The 2013-14 season was highlighted by a 23-12 overall record, a second-place finish in the WCC, one of the toughest nonconference schedules in team history and a return trip to the NCAA tournament for a seventh bid in eight years. After battling a nonconference schedule that featured wins over Stanford and Texas and competitive games against four nationally ranked teams – Iowa State, Wichita State, UMass and Oregon – Rose guided the Cougars to a 13-5 mark in league play that included a sweep of Saint Mary's and a home win over WCC champ

Gonzaga. After finishing second in the league tournament, BYU received a bid to the NCAA tournament as a 10 seed. Tyler Haws and Kyle Collinsworth earned All-WCC honors and Haws was selected as the WCC Player of the Year.

As the only BYU men's basketball coach to ever win top conference coaching honors in back-to-back seasons, Rose was named the MWC Coach of the Year in 2006 and 2007. In his second season, Rose coached the 2006-07 Cougars to a 25-9 overall record and an NCAA tournament berth after winning the MWC regular-season title with a 13-3 mark. In his first season, Rose received conference and USBWA District VIII Coach of the Year accolades as well as honorable mention for National Coach of the Year by Scout.com after turning a picked-to-finish-last 9-21 team into a 20-9 winner and NIT qualifier. After the record-setting 2010-11 season, Rose earned his third conference honor by being named co-coach of the year. He was also the USBWA District VIII co-coach of the year and a finalist for Naismith national coach of the year honors. Rose is one of two BYU head coaches to win 20 games in each of his first six seasons and the only one to do so after taking over a team that won fewer than 13 games the prior season.

Rose first came to BYU as an assist-

2006, 2007 & 2011 MWC COACH OF THE YEAR DAVE ROSE





tant in 1997 to help newly hired head coach Steve Cleveland rebuild the Cougar program after a 1-25 season. Rose served eight seasons with Cleveland, including the last five as associate head coach, before being promoted to BYU's head job just two days after Cleveland announced his departure.

Rose played a vital role in rebuilding BYU's program from an inherited 1-25 team into a regular NCAA tournament participant and 20-game winner. BYU has qualified for postseason play in 11 of the past 12 seasons, including eight NCAA bids, while claiming five MWC titles. Rose fulfilled a variety of responsibilities under Coach Cleveland, including defensive coordinator and recruiting coordinator. His efforts earned notice, such as being named the top assistant in the Mountain West Conference by Street & Smith in the 2004-05 College Basketball Preview.

A strong evaluator of talent with a vast network of coaching connections across the country, Rose has a proven record as a top recruiter. BYU has had multiple top-20 recruiting classes with Rose overseeing or coordinating its efforts. Rivals.com recognized Rose in 2004 as one of the top-25 college basketball recruiters.

Proving that Rose has excelled in recruiting and developing players, 13 recruits have earned conference newcomer honors or a major league award in their first season as a Cougar in Rose's 13 years in Provo. Seven BYU players have been singled out as either the conference newcomer or freshman of the year. Most recently, Eric Mika earned WCC All-Freshman honors after averaging 11.8 points and 6.4 rebounds. Tyler Haws was named third-team All-MWC as a freshman in 2010 and set

the BYU record with 48-consecutive free throws without a miss. Jonathan Tavernari was named the 2007 MWC Freshman of the Year after fellow Cougar and second-team Freshman All-American Trent Plaisted received the same honor in 2006. Following is a list of conference honors earned the last 14 seasons by Cougar recruits in their first seasons.

- *Eric Mika (2013-14 WCC All-Freshman)*
- *Matt Carlino (2011-12 All-WCC HM, WCC All-Freshman)*
- *Tyler Haws (2009-10 3rd-team All-MWC)*
- *Jonathan Tavernari (2006-07 MWC Freshman of the Year)*
- *Trent Plaisted (2005-06 MWC Freshman of the Year, second-team All-MWC)*
- *Mike Hall (2003-04 MWC Defensive Player of the Year, third-team All-MWC)*
- *Rafael Araujo (2002-03 Newcomer of the Year, MWC media poll, third-team All-MWC)*
- *Jared Jensen (2001-02 MWC Co-Freshman of the Year)*
- *Trent Whiting (2000-01 MWC Newcomer Team, second-team All-MWC)*
- *Terrell Lyday (1999-2000 MWC Newcomer of the Year, All-Tournament Team)*
- *Mark Bigelow (1998-99 WAC Freshman of the Year, Newcomer Team, second-team All-WAC)*
- *Mekeli Wesley (1997-98 WAC Newcomer Team)*
- *Ron Sellaize (1997-98 WAC Newcomer of the Year, Newcomer Team, second-team All-WAC)*

With 30-plus years of coaching experience – including 19 seasons as a head coach at the Division I, junior college and high school levels – Rose has a proven record of constant success. Prior to coming to BYU as an assistant in 1997, Rose compiled a 167-57 record at Dixie State College (St. George, Utah) while guiding six of his seven teams to top-20 rankings, including a national ranking as high as No. 2. He earned three conference titles and was honored by his peers as the 1993 Scenic West Athletic Conference Coach of the Year. While at Dixie, Rose coached three NJCAA All-Americans as well as long-time NBA player Keon Clark. At BYU, Rose has coached seven

players who have received All-America recognition – Mekeli Wesley (2001 AP honorable mention), Rafael Araujo (2004 Basketball Times Second Team, AP honorable mention), Trent Plaisted (2006 Scout.com Freshman Second Team), Keena Young (2007 AP honorable mention), Lee Cummar (2008 AP honorable mention, FOXSports.com Fourth Team), Jimmer Fredette (2010 third-team Sporting News and NABC, second-team Basketball Times, AP Honorable Mention and Lute Olson All-America team; 2011 first-team AP, NABC, John R. Wooden, Sporting News, USBWA) and Tyler Haws (2014 AP Honorable Mention) – and four players who have been selected in the NBA Draft – Travis Hansen (2003), Araujo (2004), Plaisted (2008) and Fredette (2011). Fredette also earned numerous player of the year honors in 2011, including Wooden, Naismith, AP, Oscar Robertson and Sporting News.

Before his promotion to the head coaching position at Dixie, Rose served as a Rebel assistant coach under Ken Wagner for three seasons. Rose coached multiple sports at Millard and Pine View high schools in Utah before joining the staff at Dixie. He was the head basketball coach at Millard for three years from 1983-86. Rose is the 17th person to guide the Cougar basketball program since its first season in 1903. He follows the coaching pedigree of Basketball Hall of Fame coach Stan Watts, who is BYU's all-time leader in coaching victories with a 371-254 record from 1949-72. Watts also coached at Millard High School and Dixie State College before coming to BYU.

PLAYING CAREER

Rose was a two-sport athlete at Dixie State College in St. George, Utah, before the Texas native returned to his hometown, transferring to the University of Houston where he completed his degree and was a shooting guard and co-captain of the famous Phi Slamma Jamma team featuring Hakeem Olajuwon and Clyde Drexler. In 1983, his Houston team was ranked No. 1 nationally and finished as the national runner-up after suffering a buzzer-beating defeat to North Carolina State in the NCAA Championship game. Rose spent three years at Houston, playing in 1980-81, redshirting in 1981-82 and concluding his career in 1982-83.



ROSE DIVISION I COACHING LEDGER

School	Season	Overall	Pct.	Conf. (finish)	Pct.	Conf. Tourney	Postseason
BYU	2005-06	20-9	.690	12-4 (2nd)	.750	0-1	0-1 NIT
BYU	2006-07	25-9	.735	13-3 (1st)	.813	2-1	0-1 NCAA
BYU	2007-08	27-8	.771	14-2 (1st)	.875	2-1	0-1 NCAA
BYU	2008-09	25-8	.758	12-4 (T1st)	.750	1-1	0-1 NCAA
BYU	2009-10	30-6	.833	13-3 (2nd)	.813	1-1	1-1 NCAA
BYU	2010-11	32-5	.865	14-2 (T1st)	.875	2-1	2-1 NCAA
BYU	2011-12	26-9	.743	12-4 (3rd)	.750	1-1	1-1 NCAA
BYU	2012-13	24-12	.667	10-6 (3rd)	.625	0-1	3-1 NIT
BYU	2013-14	23-12	.657	13-5 (2nd)	.722	2-1	0-1 NCAA
Total		232-78	.748	113-33	.774	11-9	7-9

At Dixie, Rose was first-team all-league in both basketball and baseball. Rose was also the Region 18 batting champion, hitting .421 as a center fielder. While playing basketball for Houston's Northbrook High School, he led the District 16AAAA in scoring, was selected first-team all-district and All-Greater Houston and was named team MVP.

PERSONAL

A native of Houston, Texas, Rose and his wife Cheryl have three children and seven grandchildren. Rose followed Steve Cleveland as the second BYU head coach to have served a full-time mission for The Church of Jesus Christ of Latter-day Saints. Rose served in Manchester, England, from 1977-79 between his two years as a player at Dixie State College. An important component in Rose's success is the unwavering support and encouragement of his wonderful family. Rose's wife Cheryl is actively involved in helping families who have children with cancer as she is currently serving as an honorary chairperson for the Children with Cancer Christmas Foundation. She previously served as the vice chairperson for the foundation. Daughter Chanell played forward on the BYU women's basketball team from 2000-03 and is married to Brock Reichner, who was a member of the BYU men's basketball team from 2004-06. His son Garrett returned in August 2005 from a two-year mission in Little Rock, Ark., and married his wife Brooke in November 2006. Rose's daughter Taylor is currently a student at BYU.

COMMUNITY SERVICE

Rose and the team annually provide service for the Children with Cancer

Christmas Foundation to comfort local families who endure the challenges of raising a child who has cancer. Rose and his wife Cheryl currently serve as honorary chairmen for the foundation. The National Association of Basketball Coaches honored Rose with its Game Pillar Award for Service in April 2008. While at Dixie State College, Rose became the first coach in the state of Utah to participate in the American Cancer Society's nationwide Coaches vs. Cancer campaign and served on the Academic Excellence Committee at Dixie. He has also been a volunteer coach for youth groups. Dave and Cheryl were Chamber of Commerce Citizens of the Year in St. George. Cheryl is extremely committed to serving in the community, receiving the Beacon of Hope Award in 2005. She previously served as the Vice Chairperson for the Children with Cancer Christmas Foundation.

At the 2012 NCAA Final Four, Rose was named a member of the National Coaches vs. Cancer Council that includes Mike Krzyzewski (Duke), Roy Williams (North Carolina), Jim Boheim (Syracuse) and Mike Brey (Notre Dame). He and Cheryl are currently assisting with the Hope Lodge, a facility that will be constructed in Salt Lake City to house families of cancer patients.

The fight against cancer became more personal for the family when Dave was diagnosed with pancreatic neuroendocrine tumor cancer in June 2009. Since the emergency surgery to remove the tumor, no other cancer has been found. Rose has since been given a clean bill of health. The United States Basketball Writers Association recognized Rose for his efforts with its Most

Courageous Award in 2010.

WORTH NOTING

- The 2013-14 squad finished 23-12 and received a bid to the NCAA tournament – the seventh bid in the last eight years – to extend program record streaks of 20-win seasons and postseason bids to nine seasons.
- The 2010-11 squad set program records with 32 victories while advancing to the Sweet 16.
- Dave Rose has a .747 winning percentage as a college head coach (399-135), including a 232-78 (.748) record at BYU and a 167-57 (.746) record in seven seasons at Dixie State College.
- Dave Rose was named the MWC Coach of the Year each of his first two seasons, becoming the first-ever BYU men's basketball coach to win back-to-back league coach-of-the-year honors. He added a Co-Coach of the Year honor in 2011.
- The BYU coaching staff has playing experience in NCAA Final Fours, including a National Championship.

THE ROSE FILE

Born:	December 1957
Hometown:	Houston
High School:	Northbrook, Houston
Education:	Houston, BA 1983
Head Coach:	BYU, 2005-present Dixie College, 1990-97 Millard HS, 1983-86
Asst. Coach:	BYU, 1997-2005 Dixie College, 1987-90 Pine View HS, 1986-87
Playing Exp.:	Houston, 1980-83 Dixie Coll., 1976-77, 79-80



TERRY NASHIF

Assistant Coach

CAREER HIGHLIGHTS

- Helped BYU to 23 wins and a trip to the NCAA tournament in 2013-14
- Has helped BYU to a 232-78 record (.748) while serving as an assistant coach and director of operations
- Seven trips to the NCAA tournament and two to the NIT
- Helped BYU to a trip to the 2011 Sweet 16 and a program-record 32 wins
- Helped BYU win four MWC Championships in six seasons
- Six 25-win seasons and two 30-win seasons

COACHING EXPERIENCE

- BYU Assistant Coach (2007-present)
- BYU Director of Operations (2005-07)

EDUCATION

- BYU (2005, B.S. in Physical Education)

PLAYING CAREER

- Evergreen HS (1996-99)
- KVAN Radio Athlete of the Year and Columbian (Vancouver, Wash.) Player of the Year
- Played for Steve Cleveland at BYU (2001-05)
- A member of two NCAA Tournament teams, one NIT and one MWC Championship team

MISSION

- Columbia, South Carolina (1999-2001)

PERSONAL/FAMILY

- Wife: Katie
- Children: Daughters Macie, Dezie and Josie and son Rory



TIM LACOMBE

Assistant Coach

CAREER HIGHLIGHTS

- Helped BYU to 23 wins and a trip to the NCAA tournament in 2013-14
- Has helped BYU to a 187-60 record (.757) while serving as an assistant coach and director of operations
- Six trips to the NCAA tournament and one trip to the NIT
- Helped BYU record 32 wins in 2010-11 and the program's first trip to the Sweet 16 in 2011 since 1981
- Helped BYU win three MWC titles
- Five 25-win seasons and two 30-win seasons

COACHING EXPERIENCE

- BYU Assistant Coach (2010-present)
- BYU Director of Operations (2007-10)
- Utah Video Coordinator (2005-07)
- American Fork Assistant Coach (2002-05)
- Lone Peak Assistant Coach (1999-02)
- Utah Team Manager (1994-96)

EDUCATION

- Utah (2006, graduated cum laude)

MISSION

- Boston, Mass. (1989-91)

PERSONAL/FAMILY

- Wife: Rachel
- Children: Daughters Alyssa and Anna and son Sam



MARK POPE

Assistant Coach

CAREER HIGHLIGHTS

- Helped BYU to 23 wins and a trip to the NCAA tournament in 2013-14
- Has helped BYU to a record of 73-33 (.689) since joining the program in 2011
- Two NCAA tournaments and one NIT
- In his first season at BYU in 2011-12, helped the Cougars to a 26-9 record and a sixth-straight NCAA tournament bid
- In 2012-13 helped BYU to 24 wins and a trip to the NIT
- Coaching duties include scouting opponents, coaching the defense, working with the post players and player development

COACHING EXPERIENCE

- BYU Assistant Coach (2011-present)
- Wake Forest Assistant Coach (2010-11)
- Georgia Director of Basketball Operations (2009-10)

EDUCATION

- Kentucky (1996, B.A. in English)
- Completed two years of medical school at Columbia University in New York

PLAYING CAREER

- Played freshman and sophomore seasons at Washington (1991-93)
- Earned Pac 10 All-Academic honors as a sophomore
- Played junior and senior seasons at Kentucky (1994-96)
- Helped Kentucky to SEC title and Elite Eight run while earning Academic All-SEC honors in 1995
- Helped Kentucky to SEC title and NCAA National Championship as a team captain in 1996
- Drafted in the second round of the 1996 NBA Draft by the Indiana Pacers
- Played for the Indiana Pacers (1997-99), Milwaukee Bucks (2000-02), the New York Knicks (2002-02) and the Denver Nuggets (2003-05)

PERSONAL/FAMILY

- Wife: Lee Anne
- Daughters: Ella, Avery, Layla and Shay



CODY FUEGER

Director of Basketball Operations

CAREER HIGHLIGHTS

- As director of operations at BYU, helped the Cougars to 23 wins and a trip to the NCAA tournament in 2013-14

EXPERIENCE

- BYU Director of Basketball Operations (2013-present)
- Utah State Director of Basketball Operations (2012-13)
- UC Riverside Director of Basketball Operations (2011-12)
- Louisiana Tech Director of Basketball Operations (2007-11)
- Utah Video coordinator and Student Assistant (2002-07)

EDUCATION

- Utah (2006, Bachelor's in economics)
- Utah (2007, Master's in parks, recreation and tourism-sports management)

PERSONAL/FAMILY

- Wife: Danielle
- Daughter: Isabella



CHRIS ANDERSON
EQUIPMENT MANAGER



KYLE CHILTON
MEDIA RELATIONS



GARRETT FAUCETTE
*COORDINATOR OF PLAYER
DEVELOPMENT*



MIKE HALL
ACADEMIC ADVISOR



BOB MEDINA
*STRENGTH AND
CONDITIONING COACH*



ROBERT RAMOS
BASKETBALL TRAINER



AUBREY REEVES
BASKETBALL OFFICE SECRETARY



TREVOR WILSON
*STUDENT ATHLETIC ACADEMIC
CENTER DIRECTOR*

MANAGERS:

- MATT FREEMAN
- KEVIN LUCAS
- JUSTIN SNOW
- CHARLIE STONE
- CONNER ROBERTSON
- ERON BATES
- BRANDON ASAY
- ZACH EDWARD
- JAKE BRAGHINI



TOM HOLMOE

Director of Athletics

Tom Holmoe was named Director of Athletics at Brigham Young University on March 1, 2005. He oversees a nationally recognized program with 21 intercollegiate sports, involving more than 600 student-athletes and a 150-person staff.

A former Cougar defensive back from 1978-82, Holmoe returned to BYU in July 2001 as Associate Athletics Director for Development. As part of his responsibilities, he supervised the Cougar Club, served as the department's liaison with the LDS Foundation, served on the BYU Alumni Association Board of Directors and worked on the capital campaign to raise funds for the University's new athletic facilities. Holmoe currently serves on the BCS Athletics Directors Advisory Committee.

A native of La Crescenta, Calif., Holmoe came to BYU on a football scholarship in 1978. He became a starter as a sophomore and went on to earn first-team All-WAC honors as a senior in 1982. Holmoe was selected in the fourth round of the 1983 NFL Draft by the San Francisco 49ers. Over a seven-year NFL career, he played on three Super Bowl championship teams with the 49ers. After retiring from professional football, Holmoe returned to BYU to serve as a graduate assistant under LaVell Edwards from 1990-91. He then accepted an offer from Bill Walsh to become the Stanford secondary coach in 1992, where he remained for two seasons. In 1994, he returned to the 49ers as defensive backfield coach for two seasons, where he earned a fourth Super Bowl ring. Two years later Holmoe joined the University of California staff as defensive coordinator and later became the head coach from 1997-2001.

Holmoe graduated from BYU with a degree in zoology in 1983 and received a master's degree from BYU in athletic administration in 1995. He and his wife, Lori, have four children: Shannon Packard, Danny, Erik, and Lauren.



BRIAN SANTIAGO

Sr. Associate AD/Operations



JANIE PENFIELD

Associate AD/SWA



DALLAN MOODY

Associate AD/Finance



CHAD LEWIS

Associate AD/Development



DUFF TITTLE

Associate AD/Communications



BRIGHAM YOUNG UNIVERSITY

THE BYU HISTORY

The 1875 establishment of the Brigham Young Academy offered an academically stimulating and gospel-oriented education to 29 students. The one-acre school grounds presided over by Karl G. Maeser have since developed into 560 acres and about 300 buildings. The foundation of the University thrives with the fourfold focus of being 1) spiritually strengthening, 2) intellectually enlarging, 3) character building, leading to 4) lifelong learning and service.

Brigham Young University provides an outstanding education in an atmosphere consistent with the standards and principles of its sponsor, The Church of Jesus Christ of Latter-day Saints.



BYU has a full-time enrollment of 30,243. Students come to BYU from all 50 states and more than 120 countries.

BYU MISSION STATEMENT

The mission of Brigham Young University--founded, supported and guided by The Church of Jesus Christ of Latter-day Saints--is to assist individuals in their quest for perfection and eternal life. That assistance should provide a period of intensive learning in a stimulating setting where a commitment to excellence is expected and the full realization of human potential is pursued.

All instruction, programs and services at BYU, including a wide variety of extracurricular experiences, should make their own contribution toward the balanced development of the total person. Such a broadly prepared individual will not only be capable of meeting personal challenges and change, but will also bring strength to others in the tasks of home and family life, social relationships, civic duty and service to mankind.

BYU's faculty, staff, students and administrators should be anxious to make their service and scholarship available to The Church of Jesus Christ of Latter-day Saints in furthering its work worldwide. In an era of limited enrollments, BYU can continue to expand its influence both by encouraging programs that are central to the Church's purposes and by making its resources available to the Church when called upon to do so.

We believe the earnest pursuit of this institutional mission can have a strong effect on the course of higher education and will greatly enlarge Brigham Young University's influence in a world we wish to improve.



KEVIN J. WORTHEN
University President

Kevin J. Worthen began serving as the 13th president of Brigham Young University on May 1, 2014. He previously served as BYU's advancement vice president and as dean of its J. Reuben Clark Law School, where he was the Hugh W. Colton Professor of Law.



MATTHEW RICHARDSON
Advancement Vice President



A TOP-OF-THE-CHARTS EDUCATION

No. 1	Accounting program	<i>Business Week 2013</i>
No. 1	Least expensive private schools (MBA program)	<i>U.S. News 2012</i>
No. 1	Best value private law school	<i>National Jurist 2013</i>
No. 1	Yield: accepted students who enroll	<i>U.S. News 2014</i>
No. 2	Return on Investment (MBA Program)	<i>Business Week 2013</i>
No. 3	Undergraduate Accountancy program	<i>U.S. News 2013</i>
No. 3	Master's of Accountancy program	<i>Public Accounting Report</i>
No. 4	Graduates with the least debt	<i>U.S. News 2014</i>
No. 5	PR program: top 5 in the country	<i>PR Week Awards 2013</i>
No. 5	Grads who go on to earn doctorates	<i>NORC/NSF 2013</i>
No. 8	Graduate entrepreneurship	<i>Entrepreneur 2013</i>
No. 8	International Business	<i>U.S. News 2014</i>
No. 9	Undergraduate entrepreneurship	<i>Entrepreneur 2013</i>
No. 10	Best value school	<i>U.S. News 2014</i>
No. 11	Top graduates, rated by recruiters	<i>Wall Street Journal 2013</i>
No. 12	Undergraduate business program	<i>Business Week 2013</i>
No. 17	MBA Program	<i>Forbes 2013</i>
No. 25	Best law library	<i>National Jurist 2013</i>
No. 27	Best business school	<i>U.S. News 2014</i>
No. 27	Undergraduate business program	<i>U.S. News 2014</i>




DISTINGUISHED FACULTY

Faculty members hold advanced degrees from universities around the world. Their achievements are compelling and wide-ranging as they pursue consequential research work that is making a real difference. Alleviating hunger worldwide through more efficient agriculture, finding low-pollution energy alternatives and making significant contributions to the strengthening of families are among their many pursuits. Faculty members are regularly called upon to head national and international professional organizations and to consult with corporate and governmental entities. Above all, these high-principled men and women share an unmatched devotion to bringing the best possible education to their students.

PREPARATION FOR THE FUTURE

A strong curriculum delivered by outstanding faculty is key to the academic excellence of BYU graduates. From business management to nursing, from the humanities to engineering, the University's 11 colleges -- supported by comprehensive offerings from religious education -- continue to be internationally recognized for the quality of their education and the professional preparation they provide. In addition to the challenging course work and hands-on research, numerous programs offer academic and service outreach opportunities. Study abroad centers, distance-learning courses and worldwide performing arts tours are a few of the offerings that enrich BYU's academic experience.

BYU is in Provo, Utah, a city of approximately 115,000 located 45 miles south of Salt Lake City and 4,560 feet above sea level at the western base of the Wasatch Mountains. Provo sits in the Utah Valley, which offers a beautiful setting with 23-mile-long Utah Lake on the west and 11,750-foot Mount Timpanogos on the east. The university's approximately 560-acre main campus includes about 300 buildings. Of its buildings, 80 are for academic programs, 64 for administrative and auxiliary services and 150 for student housing.






MARRIOTT CENTER MAGIC

BYU'S HOMECOURT IS ONE OF THE NATION'S BEST BASKETBALL ARENAS

BYU's 20,900-seat basketball arena is truly a hoop heaven. There is no place quite like it in college basketball. Over the past 43 years, the Marriott Center has been home to the thrills and cheers of BYU basketball. With a history full of game-winning shots, conference championships and some of the nation's top attendance marks, the Marriott Center's 20,000 seats have allowed BYU fans to see plenty of excitement since the facility's opening game on Dec. 3, 1971.

The Marriott Center is named for successful Utah businessman J. Willard Marriott and is one of the largest on-campus arenas in the country. The building covers three acres and encloses eight million cubic feet.

The BYU men's basketball team has a .798 winning percentage in the Marriott Center over its 43 years. The Cougars have gone 208-23 in the Marriott Center over the past 15 seasons, boasting the nation's longest home victory streaks

from 2000 to 2003 (44 games) and from 2005 to 2008 (a program-record 53 games).

Some great games have been played in the Marriott Center, including Danny Ainge and company's 19-point shellacking of No. 7 Utah in 1981 before the Cougars' run to the Elite Eight in the NCAA Tournament. In 2002, BYU put on an incredible run to erase a 21-point second-half deficit and defeat Utah 63-61, helping preserve a perfect 16-0 home record. The Cougars played their 500th game in the Marriott Center on Feb. 22, 2006, against league-leader San Diego State, putting together a thrilling 59-point second-half performance on the way to a 100-90 win.

In 2010 – with BYU donning pink-trimmed uniforms and pink shoes to show support in the battle against cancer – Jimmer Fredette put on a show in front of a sellout crowd, scoring 36 points in an 82-69 victory over Utah. Fredette's 36

points are the most scored by a Cougar against the Utes at home in the history of the rivalry. In 2011, No. 9 BYU defeated No. 4 San Diego State behind Jimmer Fredette's heroic 43-point effort.

BYU has ranked in the top 25 nationally in paid attendance every year but four since the Marriott Center opened. The Cougars have led the nation in three seasons, finished second four times and been among the top five attendance leaders 19 times over the past 43 years. In 2010-11, BYU finished sixth in the nation in attendance and posted eight sellouts.

In 1972, 1977, 1979 and 1982, BYU hosted NCAA Regionals. The 1988 Western Athletic Conference Tournament was also held in the Marriott Center. In addition to the fans it draws for basketball, capacity crowds have filled the arena for devotionals, commencement exercises, concerts and pageants.

MARRIOTT CENTER YEARLY ATTENDANCE

Year	Games	Record	Total	Avg.
13-14	15	14-1	238,131	15,875
12-13	18	15-3	287,750	15,986
11-12	16	13-3	246,777	15,424
10-11	14	13-1	261,989	18,714
09-10	16	15-1	224,460	14,029
08-09	16	14-2	214,134	13,383
07-08	16	16-0	216,295	13,518
06-07	17	17-0	205,243	12,073
05-06	15	14-1	166,037	11,069
04-05	14	6-8	148,860	10,633
03-04	13	13-0	198,906	15,300
02-03	14	13-1	202,556	14,468
01-02	16	16-0	213,952	13,372
00-01	15	15-0	235,575	15,705
99-00	16	14-2	247,120	15,445
98-99	14	9-5	194,810	13,915
97-98	14	4-10	170,901	12,207
96-97	14	1-13	236,523	16,895
95-96	15	11-4	269,730	17,961
94-95	14	14-0	263,730	18,838
93-94	16	14-2	301,995	18,875
92-93	14	13-1	286,596	20,471
91-92	15	14-1	264,869	17,658
90-91	16	10-6	279,660	17,479
89-90	15	15-0	286,779	19,119
88-89	15	10-5	272,235	18,149
87-88	18	16-2	363,602	20,200
86-87	14	10-4	265,140	18,939
85-86	16	12-4	265,158	16,572
84-85	14	9-5	213,628	15,259
83-84	15	14-1	321,714	21,448
82-83	15	9-6	304,137	20,276
81-82	16	11-5	339,586	21,224
80-81	13	13-0	292,580	22,505
79-80	14	12-2	300,713	21,479
78-79	14	14-0	277,020	19,787
77-78	13	9-4	223,216	17,171
76-77	12	6-6	174,588	14,632
75-76	12	7-5	168,136	14,011
74-75	15	9-6	185,940	12,396
73-74	10	6-4	162,510	16,251
72-73	14	11-3	263,523	18,283
71-72	12	12-0	261,815	21,818
Totals	630	503-127	10,518,619	16,696


• The above totals reflect paid public and student attendance from 1971-72 through 1996-97. Paid public but actual student attendance is reflected from 1997-98 through the present.

TOP NATIONAL COLLEGE ARENAS

1. Syracuse (N.Y.), Carrier Dome, 33,000
2. Kentucky, Rupp Arena, 23,000 (off campus)
3. Tennessee, Thompson-Boling Center, 21,678
4. North Carolina, Dean Smith Center, 21,572
5. BYU, Marriott Center, 20,900

TOP UTAH ARENAS

1. BYU, Marriott Center, 20,900
2. Utah Jazz, Energy Solutions Arena, 20,000
3. Utah, Jon M. Huntsman Center, 15,000
4. Weber State, Dee Events Center, 12,000
5. Utah State, Spectrum, 10,270
6. The Maverick Center, 10,207
7. Utah Valley, UCCU Center, 8,000
8. Southern Utah, Centrum, 5,300
9. Dixie College, Burns Arena, 5,200



BYU has outscored its opponents 18,301-14,544 while achieving a 208-23 home record over the past 15 seasons. The Cougars' average margin of victory over that span is 16.3 points.


BYU has consistently ranked among the national attendance leaders, averaging 16,696 fans per game in the 43-year history of the Marriott Center. The Cougars averaged 18,714 fans in 2010-11 to rank sixth nationally, including eight sellouts. BYU outdrew the regular season conference champions of 30 of the nation's 31 conferences as well as every program in the Big Ten, the Big 12 and Pac-12 and all but one ACC school, all but two SEC teams and all but two Big East teams. In 2012-13, BYU was first in the West and No. 13 in the nation. In 2013-14, the Cougars were first in the West and No. 11 in the nation.

BYU has gone 208-23 at home over the past 15 years. BYU had a school record 53-game winning streak that started in 2005 and ended with the loss to nationally ranked Wake Forest in 2009. The Cougars set the program record with their 67-59 win over Utah in the Marriott Center on Feb. 20, 2008, their 45th-straight home win. BYU's last home loss before the record-setting streak was in the 2005-06 season opener against Loyola Marymount. The streak included 29 straight over nonconference opponents and 24 consecutive over MWC foes. The Cougars were 14-1 at home last season, 15-3 at home in 2012-13, 13-3 in 2011-12, 13-1 in 2010-11, 15-1 in

2009-10, 14-2 in 2008-09 and won 16 home games the previous season and 17 in 2006-07 after going 14-1 in 2005-06. BYU is 503-127 (.798) all-time in the Marriott Center, and Cougar head coach Dave Rose is 131-12. Prior to the 53-game home win streak, BYU's longest homecourt victory streak was 44 games from Feb. 19, 2000 to Jan. 16, 2003.

BYU also owned one of the country's longest nonconference home winning streaks from 1999 to 2005, defeating 40 straight non-league opponents in the Marriott Center. The streak began with a 61-59 win over Utah State on Jan. 2, 1999.

Since the Marriott Center opened 42 years ago, Cougar fans have watched BYU compile a 489-126 record, a .795 winning percentage.



MARRIOTT CENTER TOP CROWDS

ATT.	OPP.	DATE	BYU	OPP
23,106	Utah	Mar. 7, 1981	95	76
23,096	Wake Forest	Jan. 3, 2009	87	94
23,084	Utah	Jan. 12, 1980	89	72
23,042	Illinois	Nov. 30, 1979	76	86
23,037	Utah St.	Dec. 27, 1980	104	89
23,025	Air Force	Jan. 18, 1992	66	45
23,023	UCLA	Nov. 26, 1982	82	85
23,006	Utah	Feb. 17, 1979	76	50
22,998	UNM	Feb. 25, 1978	66	71
22,987	Utah	Feb. 3, 1973	89	73
22,985	CSU	Feb. 26, 1972	105	85
22,983	Wyoming	Jan. 24, 1981	84	70
22,977	La Salle	Dec. 29, 1987	95	82
22,953	CSU	Feb. 24, 1979	66	61
22,937	UTEP	Feb. 5, 1972	57	53
22,936	Utah	Mar. 5, 1983	62	64
22,929	Utah	Jan. 15, 1982	74	51
22,918	Utah St.	Jan. 7, 1978	85	84
22,893	Utah St.	Jan. 22, 1972	101	82
22,891	SDSU	Feb. 3, 1979	88	80
22,889	UNLV	Dec. 5, 1981	63	66
22,812	Utah	Mar. 3, 2007	85	62
22,718	Utah	Mar. 1, 2004	70	57
22,702	CSU	Mar. 8, 2003	67	55
22,700	Air Force	Jan. 27, 2007	61	52
22,700	Air Force	March 7, 2009	54	49
22,700	Fresno State	Nov. 21, 2010	83	56
22,700	Air Force	Jan. 8, 2011	76	66
22,700	San Diego St.	Jan. 26, 2011	71	58
22,700	UNLV	Feb. 5, 2011	78	64
22,700	Utah	Feb. 12, 2011	72	59
22,700	Colorado St.	Feb. 23, 2011	84	76
22,700	New Mexico	Mar. 2, 2011	64	82
22,700	Wyoming	Mar. 5, 2011	102	78
22,700	Baylor	Dec. 17, 2011	83	86
22,700	Saint Mary's	Jan. 28, 2012	66	80
22,700	Portland	Feb. 25, 2012	76	66

The Marriott Center covers three acres and encloses eight million cubic feet. The roof, which is the size of two football fields placed side-by-side, is 10 stories high and is held together by 50,000 bolts. The four-million pound roof was constructed first at ground level, then raised 38 feet. There are seven locker rooms, a President's room, two reception rooms, press and interview rooms, men's and women's team rooms and a training room.

During the summer of 2012, the lower-bowl bench seating on the north side of the arena was replaced with prime chair seating. The entire lower bowl is now chair seating. In addition, a new sound system was installed in the arena and the men's and women's basketball locker rooms were renovated.

Improvements to the exterior and interior took place in 2007, including glass exterior walls and new lighting. In 2006 the original suspended floor, installed in 1971, was replaced with a Connor Uniforce floor and seismic upgrades took place. Fittingly, the last game played on the original floor featured the jersey retirement of Cougar great Kresimir Cosic, who played in BYU's first game in the Marriott Center. An additional floor upgrade was installed in 2007.

"The Marriott Center is one of the top five places to play in the country, not just because of its size, but because its facilities are fantastic," said former UTEP head coach Don Haskins, the subject of the 2006 film Glory Road. "If there is a better arena, I haven't seen it."

ALL-TIME SERIES RECORDS



OPPONENT	G	W	L	FIRST-LAST	LAST	OPPONENT	G	W	L	FIRST-LAST	LAST
Air Force	66	54	12	1961-2011	W	Florida State	2	1	1	1972-2012	L
Alabama	1	0	1	1957	L	Fordham	2	2	0	1983-1985	W
Alabama-Birmingham	3	2	1	1984-1989	W	Fort Lewis	1	1	0	2001	W
Alaska	1	1	0	1980	W	Fresno Pacific	1	1	0	2011	W
Arizona	38	19	19	1951-2011	W	Fresno State	18	13	5	1935-2011	W
Arizona State	49	27	22	1946-2010	W	Georgetown	1	0	1	1984	L
Arkansas	1	1	0	1947	W	Georgia	3	2	1	1969-1997	L
Army	2	2	0	1965-1973	W	Georgia State	1	1	0	2012	W
Auburn	1	0	1	1998	L	Georgia Tech	1	0	1	1978	L
Baylor	10	5	5	1949-2013	L	Gila College	2	2	0	1931	W
Beloit	1	0	1	1949	L	Gonzaga	10	3	7	1949-2014	L
Boise State	13	9	4	1976-2009	L	Hamline	1	0	1	1951	L
Bowling Green	4	3	1	1949-1984	W	Hartford	1	1	0	2008	W
Bradley	4	3	1	1953-2010	W	Harvard	1	1	0	1978	W
BYU-Hawaii	1	1	1	2011	W	Hastings	2	2	0	1935-1938	W
Brown	1	1	0	1988	W	Hawai'i	45	32	13	1971-2010	W
Buffalo	2	2	0	2010-2011	W	Hofstra	2	2	0	1983-1984	W
Butler	1	0	1	1930	L	Houston	6	2	4	1965-2006	L
California	11	4	7	1952-2005	L	Idaho	5	3	2	1938-2001	W
Cal-Davis	2	2	0	1936	W	Idaho State	37	31	6	1930-2010	W
Cal-Irvine	4	3	1	1986-2002	W	Illinois	5	2	3	1965-1980	W
Cal-Santa Barbara	6	5	1	1979-2011	W	Illinois Wesleyan	1	1	0	1930	W
Cal Poly	1	1	0	2009	W	Indiana	2	0	2	1972-1973	L
Cal Poly Pomona	1	1	0	1981	W	Indiana State	3	2	1	1947-1951	W
Cal State Fullerton	6	3	3	1972-1996	L	Iona	1	1	0	2012	W
Cal State Los Angeles	2	2	0	1952	W	Iowa	2	0	2	1983-1986	L
Cal State Northridge	5	5	0	1992-2012	W	Iowa State	6	0	6	1931-2013	L
Cal State Riverside	1	1	0	1999	W	Jackson State	1	1	0	2007	W
Cal State Sacramento	1	1	0	1993	W	James Madison	2	2	0	1990-1992	W
Cal State San Marcos	1	1	0	2011	W	John Carroll	1	1	0	1930	W
Canisius	3	3	0	1942-1946	W	Kansas	4	1	3	1959-1993	L
Carbon College	2	2	0	1922-1943	W	Kansas State	7	3	4	1950-2010	L
Central Conn. State	1	1	0	1987	W	Kent State	1	1	0	1960	L
Chaminade	1	1	0	2005	W	Kentucky	3	0	3	1951-1984	L
Chicago	1	1	0	1930	W	La Salle	9	3	6	1948-1992	L
Chicago State	2	2	0	1987-2011	W	Lamar	3	2	1	2006-2008	W
Cincinnati	3	2	1	1930-2001	W	LaVerne	1	1	0	1936	W
Citadel	1	0	1	1960	L	Liberty	1	1	0	2007	W
Clemson	2	0	2	1980-1990	L	Long Beach State	9	5	4	1972-2009	W
Colorado	20	5	15	1937-1956	W	Long Island	3	0	3	1942-1947	L
Colorado College	11	5	6	1923-1936	W	Longwood	1	1	0	2011	W
Colorado Mesa	1	1	0	2013	W	Louisiana State	2	1	1	1960-1992	L
Colorado St. College	9	8	1	1923-1938	W	Louisiana Tech	2	2	0	1998	W
Colorado State	136	90	46	1938-2011	W	Louisville	4	2	2	1960-2008	W
Connecticut	1	0	1	2003	L	Loyola (Ill.)	6	1	5	1931-1968	L
Cornell	2	1	1	1965-1969	L	Loyola Marymount	10	6	4	1937-2014	W
Creighton	9	6	3	1931-2010	W	Loyola (N. Orleans)	2	1	1	1957-1959	L
Culver Stockton	1	1	0	1949	W	McNeese State	2	2	0	1977-1992	W
Dartmouth	1	0	1	1958	L	Manhattan	3	2	1	1945-1955	L
Davidson	2	2	0	1974-1976	W	Marshall	2	1	1	1948-1951	W
Dayton	2	2	0	1950-1959	W	Marquette	5	2	3	1930-2012	L
Delta State	1	1	0	1947	W	Memphis (formerly State)	4	1	3	1960-2002	L
Denver	70	53	17	1933-1999	W	Mercer	1	1	0	2013	W
DePaul	1	0	1	1964	W	Miami (Fla.)	4	2	2	1960-1989	L
Detroit	1	1	0	1955	W	Michigan	4	2	2	1954-1991	L
Dixie College	7	7	0	1927-1935	W	Michigan State	9	4	5	1956-2008	L
Drake	1	1	0	1935	W	Minnesota	1	0	1	1994	L
Duke	2	1	1	1952-1992	L	Mississippi State	2	1	1	1994-1996	L
Duquesne	2	0	2	1947-1954	L	Mississippi Valley State	1	1	0	2011	W
Eastern Kentucky	3	2	1	1950-1991	W	Montana	30	21	9	1938-2012	W
Eastern New Mexico	2	2	0	2010-2012	W	Montana State	12	11	1	1939-1987	W
Eastern Washington	3	3	0	1989-2010	W	Montana State Billings	1	1	0	2005	W
East Tennessee State	1	0	1	1990	L	Montana State College	57	28	29	1925-1941	W
Elon College	1	1	0	2000	W	Montana Mines	2	2	0	1928	W
Florida	3	2	1	1959-2011	L	Morgan State	1	1	0	1996	W
Florida International	2	2	0	1999-2000	W	Mount St. Mary's	1	1	0	2013	W

OPPONENT	G	W	L	FIRST-LAST	LAST	OPPONENT	G	W	L	FIRST-LAST	LAST
Muhlenberg	1	1	0	1948	W	South Alabama	2	1	1	2000	W
Murray State	3	2	1	1953-1955	W	South Carolina	2	1	1	1990-1993	W
Nebraska	5	4	1	1930-2010	W	South Carolina State	1	1	0	1999	W
Nevada	19	13	6	1929-2011	W	South Florida	1	1	0	2011	W
New Mexico	130	75	55	1950-2011	W	Southeastern College	1	1	0	1925	W
New Mexico State	11	3	8	1960-1976	L	Southern	1	1	0	2009	W
New Orleans	1	0	1	1987	L	Southern California	9	3	6	1933-2006	L
New York (CCNY)	3	0	3	1947-1950	L	Southern Idaho	13	10	3	1937-1946	W
New York University	1	1	0	1965	W	Southern Illinois	1	1	0	2000	W
Niagara	7	5	2	1947-1976	W	Southern Methodist	4	2	2	1986-1997	L
Nicholls State	1	1	0	1993	W	Southern Miss	1	1	0	2013	W
Northeastern	1	1	0	1988	W	Southern Utah	10	10	0	1992-2007	W
Northwestern	2	1	1	1945-1989	W	Southwest Missouri	2	1	1	1985-1987	L
North Carolina	5	0	5	1976-2008	L	Stanford	7	5	2	1969-2013	W
N. Carolina-Charlotte	2	2	0	1988	W	Stetson	1	0	1	1990	L
North Carolina State	4	0	4	1952-2005	L	Syracuse	5	0	5	1947-2004	L
North Dakota	3	2	1	1928	W	TCU	22	19	3	1953-2011	W
North Texas	3	3	0	1980-2013	W	Tennessee	2	0	2	1957-1980	L
Northern Arizona	3	2	1	1946-2012	W	Tennessee State	1	1	1	2012	W
Northern Kentucky	1	1	0	2006	W	Tennessee Tech	1	1	0	1992	W
Northeast Louisiana	2	2	0	1975-1994	W	Temple	3	2	1	1942-1966	W
Northwestern (La.) St.	2	1	1	1948-1994	W	Texas	6	4	2	1967-2013	W
N.W. Oklahoma State	1	1	0	1948	W	Texas-Arlington	1	1	0	1988	W
Notre Dame	8	3	5	1956-2012	L	Texas A&M	1	1	0	1972	W
Occidental	1	1	0	1929	W	Texas A&M Corpus Christi	1	1	0	2001	W
Ohio State	7	3	4	1956-1998	W	Texas Southern	1	1	0	1999	W
Oklahoma	4	2	2	1960-1992	W	UTEP	66	41	25	1966-2010	W
Oklahoma Baptist	1	1	0	1993	W	UT-San Antonio	1	1	1	2012	W
Oklahoma City	6	0	6	1955-1976	L	Texas Tech	4	3	1	1967-1996	L
Oklahoma State	7	4	3	1961-2004	W	Toledo	4	3	1	1949-2002	W
Old Dominion	1	1	0	1976	W	Tulane	1	1	0	1995	W
Omaha	1	1	0	1943	W	Tulsa	12	8	4	1979-2008	W
Oral Roberts	5	5	0	1978-2007	W	UCLA	23	11	12	1929-2010	L
Oregon	23	9	14	1954-2014	L	UMass	1	0	1	2013	L
Oregon State	15	4	11	1927-1992	L	UNLV	34	16	18	1981-2011	W
Pacific	8	4	4	1961-2014	L	Utah	255	129	126	1909-2013	L
Penn State	4	1	3	1979-1998	L	Utah State	230	138	92	1905-2013	W
Pepperdine	14	9	5	1944-2014	W	Utah Valley	1	1	0	2005	W
Phillips	2	1	1	1928	L	Valparaiso	2	1	1	1945-1949	W
Pittsburgh	1	1	0	1986	W	Vanderbilt	1	0	1	1957	L
Portland	10	9	2	1957-2014	W	Vermont	1	1	0	2010	W
Portland State	1	1	0	1978	W	Villanova	3	1	2	1951-1984	L
Prairie View A&M	2	2	0	2013	W	Virginia	4	1	3	1981-1998	L
Princeton	4	4	0	1981-1992	W	Virginia Commonwealth	1	1	0	1983	W
Providence	2	2	0	1962-1983	W	Virginia Tech	3	3	0	1967-2012	W
Purdue	1	1	0	1978	W	Wake Forest	5	1	4	1952-2009	L
Regis	3	3	0	1949-1951	W	Washington	19	9	10	1950-2013	W
Rhode Island	3	1	2	1975-1978	L	Washington State	10	5	5	1946-2006	W
Rice	7	5	2	1963-2009	W	Weber College	7	6	1	1938-1943	W
Ricks College	2	2	0	1927-1940	W	Weber State	39	29	10	1973-2013	W
Rutgers	1	0	1	1990	L	West Virginia	2	1	1	1947-1973	W
St. Bonaventure	3	3	0	1965-2002	W	Western Carolina	1	1	0	1981	W
St. Francis	2	1	1	1953-1969	W	Western State	11	10	1	1924-1937	W
St. John's	8	1	7	1951-1991	L	Western Kentucky	3	0	3	1946-1955	L
St. Joseph's	8	4	4	1962-1983	L	Western Oregon	3	3	0	1946-2009	W
St. Louis	4	3	1	1930-1954	L	Western Washington	1	1	0	1993	W
Saint Mary's (Calif.)	16	10	6	1956-2014	W	Wichita State	8	1	7	1962-2013	L
San Diego	10	8	2	2001-2014	W	Wisconsin	2	0	2	1931-2011	L
San Diego State	71	48	23	1941-2011	L	Wisconsin-Milwaukee	1	1	0	1972	W
San Francisco	17	11	6	1946-2014	W	Wittenberg	1	0	1	1930	L
San Jose State	9	8	1	1948-2007	W	Wofford	2	2	0	1998-2011	W
Santa Clara	26	21	5	1951-2014	W	Wyoming	174	105	69	1929-2011	W
Seattle	7	5	2	1963-1976	W	Xavier	3	2	1	1964-2007	L
Seton Hall	3	2	1	1950-2007	W	Yale	1	1	0	1984	W
Siena	1	1	0	1989	W						
Snow College	4	4	0	1929-1946	W						



Arkansas-Little Rock

Basketball Contact Patrick Newton
Office Phone (501) 569-3449
Cell Phone (501) 859-4537
Email pnewton@ualr.edu
Website www.ualfrojans.com
Twitter @UALAthletics

Chaminade

Basketball Contact Kevin Hashiro
Office Phone (808) 739-8579
Cell Phone (808) 292-2819
Email athletics-sid@chaminade.edu
Website www.goswords.com
Twitter @CCPBasketball

Colorado School of Mines

Basketball Contact Colin Bonnicksen
Office Phone (303) 273-3095
Cell Phone N/A
Email cbonnick@mines.edu
Website www.csmorediggers.com
Twitter @minesathletics

Eastern Kentucky

Basketball Contact Kevin Britton
Office Phone (859) 622-2006
Cell Phone (859) 358-8359
Email kevin.britton@eku.edu
Website www.ekusports.com
Twitter @EKUSports

Gonzaga

Basketball Contact Chris Johnson
Office Phone (509) 313-4046
Cell Phone N/A
Email johnson@athletics.gonzaga.edu
Website www.gozags.com
Twitter @ZagMBB

Hawaii

Basketball Contact Neal Iwamoto
Office Phone (808) 956-9748
Cell Phone (808) 375-6819
Email niwamoto@hawaii.edu
Website www.hawaiiathletics.com
Twitter @HawaiiMBB

Long Beach State

Basketball Contact Roger Kirk
Office Phone (562) 985-7565
Cell Phone (562) 505-0975
Email roger.kirk@csulb.edu
Website www.longbeachstate.com
Twitter @LBSUHoops

Loyola Marymount

Basketball Contact John Shaffer
Office Phone (310) 338-7643
Cell Phone N/A
Email jshaffer@lmu.edu
Website www.lmulions.com
Twitter @LMUHoops

Pacific

Basketball Contact Mike Millerick
Office Phone (209) 946-2866
Cell Phone N/A
Email mmilleri@pacific.edu
Website www.pacfigtigers.com
Twitter @PacificMensBB

Pepperdine

Basketball Contact Roger Horne
Office Phone (310) 506-4455
Cell Phone (805) 279-4551
Email roger.horne@pepperdine.edu
Website www.pepperdinesports.com
Twitter @peppbasketball

Pittsburgh

Basketball Contact Greg Hotchkiss
Office Phone (412) 648-8240
Cell Phone (412) 491-5296
Email ghotchkiss@athletics.pitt.edu
Website www.pittsburghpanthers.com
Twitter @hailtopitthoops

Portland

Basketball Contact Jason Brough
Office Phone (503) 943-8439
Cell Phone (503) 706-3460
Email brough@up.edu
Website www.portlandpilots.com
Twitter @PilotHoops

Saint Mary's

Basketball Contact Richard Kilwien
Office Phone (925) 631-4402
Cell Phone (425) 765-6120
Email rak5@stmarys-ca.edu
Website www.smcgaels.com
Twitter @smcgaels

San Diego

Basketball Contact Ted Gosen
Office Phone (619) 260-4745
Cell Phone (619) 954-2807
Email tgosen@sandiego.edu
Website www.usdtoreros.com
Twitter @USDmbb

San Diego State

Basketball Contact Darin Wong
Office Phone (619) 594-5548
Cell Phone (310) 489-2378
Email dwong@mail.sdsu.edu
Website www.goaztecs.com
Twitter @SDSUBasketball

San Francisco

Basketball Contact Jim Young
Office Phone (415) 422-6162
Cell Phone (415) 408-1181
Email jfyoung@usfca.edu
Website www.usfdons.com
Twitter @donsathletics

Santa Clara

Basketball Contact Michelle Young
Office Phone (408) 554-2114
Cell Phone (408) 642-9117
Email myoung@scu.edu
Website www.santaclarabroncos.com
Twitter @SCU_MBBasketball

Seattle Pacific

Basketball Contact Dan Lepse
Office Phone (206) 281-2741
Cell Phone N/A
Email danlepse@spu.edu
Website www.spufalcons.com
Twitter @SPUSports

Southern Virginia

Basketball Contact Daniel Whitehead
Office Phone (540) 261-8439
Cell Phone N/A
Email daniel.whitehead@svu.edu
Website athletics.svu.edu
Twitter @svuknights

Stanford

Basketball Contact Brian Risso
Office Phone (650) 736-9044
Cell Phone (650) 200-9513
Email brisso@stanford.edu
Website www.gostanford.com
Twitter @stanfordbbal

UMass

Basketball Contact Brian Henry
Office Phone (413) 545-5292
Cell Phone (413) 230-2083
Email bwhenry@admin.umass.edu
Website www.umassathletics.com
Twitter @UMassBasketball

Utah

Basketball Contact Drew Wiseman
Office Phone (801) 581-3771
Cell Phone (801) 201-8563
Email dwiseman@huntsman.utah.edu
Website www.utahutes.com
Twitter @Runnin Utes

Utah State

Basketball Contact Kyle Cottam
Office Phone (435) 797-3714
Cell Phone N/A
Email N/A
Website www.utahstateaggies.com
Twitter @AggieHoops

Weber State

Basketball Contact Paul Grua
Office Phone (801) 626-7414
Cell Phone (801) 452-3811
Email pgrua@weber.edu
Website www.weberstatesports.com
Twitter @WeberStateMBB

West Coast Conference

Basketball Contact Ryan McCrary
Office Phone (650) 873-3614
Cell Phone (415) 940-9002
Email rmccrary@westcoast.org
Website www.wccsports.com
Twitter @WCCHoops

ARKANSAS-LITTLE ROCK

First Meeting

CHAMINADE

Overall Series Record: BYU leads 1-0

BYU Record at Chaminade: 1-0

11-24-04 at Chaminade 77-56 W

EASTERN KENTUCKY

Overall Series Record: BYU leads 2-1

BYU Record in Provo: 1-0

BYU Record at Eastern Kentucky: 1-1

12-7-50 at Eastern Kentucky 63-58 W

12-27-52 at Eastern Kentucky 67-69 L

12-7-90 Eastern Kentucky 90-86 W

GONZAGA

Overall Series Record: Gonzaga leads 7-3

BYU Record in Provo: 2-1

BYU Record at Gonzaga: 0-3

BYU Record at Neutral Sites: 1-3

12-16-49 vs. Gonzaga# 41-46 L

3-19-11 vs. Gonzaga ^ 89-67 W

2-2-12 Gonzaga 83-73 W

2-23-12 at Gonzaga 63-74 L

3-3-12 vs. Gonzaga* 58-77 L

1-24-13 at Gonzaga 63-83 L

2-28-13 at Gonzaga 65-70 L

1-25-14 at Gonzaga 69-84 L

2-20-14 Gonzaga 73-65 W

3-11-14 vs. Gonzaga* 64-75 L

*WCC Championships

#Los Angeles Invitational ^NCAA

HAWAII

Overall Series Record: BYU leads 33-14

BYU Record in Provo: 18-2

BYU Record at Hawaii: 12-10

BYU Record at Neutral Sites: 3-2

12-30-70 at Hawaii* 90-94 L

12-30-77 at Hawaii* 88-78 W

11-24-78 Hawaii 93-69 W

1-26-80 at Hawaii 34-33 W

2-28-80 Hawaii 107-82 W

1-10-81 Hawaii 91-74 W

2-12-81 at Hawaii 77-72 W

1-30-82 at Hawaii 60-62 L

2-25-82 Hawaii 75-66 W

1-15-83 Hawaii 86-62 W

2-10-83 at Hawaii 69-80 L

1-19-84 at Hawaii 95-77 W

2-14-84 Hawaii (2OT) 87-85 W

1-14-85 at Hawaii (OT) 88-78 W

2-2-85 Hawaii 66-60 W

1-10-86 Hawaii 80-66 W

2-8-86 at Hawaii 76-66 W

1-17-87 Hawaii 90-79 W

2-28-87 at Hawaii 100-80 W

1-7-88 Hawaii 97-66 W

2-20-88 at Hawaii 72-70 W

3-10-88 Hawaii ^ 76-74 W

1-14-89 Hawaii 73-77 L

2-11-89 at Hawaii 66-68 L

3-10-89 vs. Hawaii ^ 69-72 L

1-4-90 at Hawaii 71-80 L

2-3-90 Hawaii 68-65 W

1-5-91 at Hawaii 65-74 L

2-9-91 Hawaii 82-74 W

3-8-91 vs. Hawaii ^ (OT) 73-71 W

2-8-92 at Hawaii 83-87 L

2-27-92 Hawaii 81-64 W

1-23-93 Hawaii (OT) 84-80 W

2-11-93 at Hawaii 62-56 W

3-11-93 vs. Hawaii ^ 85-71 W

1-22-94 at Hawaii 66-69 L

2-12-94 Hawaii 85-79 W

3-12-94 vs. Hawaii ^ 66-73 L

1-14-95 Hawaii 74-67 W

2-16-95 at Hawaii 70-73 L

1-15-96 at Hawaii 78-77 W

2-17-96 Hawaii 89-94 L

12-27-97 at Hawaii 53-73 L

1-16-99 at Hawaii 60-59 W

2-11-99 Hawaii 81-68 W

12-20-09 at Hawaii 83-65 W

12-4-10 vs. Hawaii# 78-57 W

*Rainbow Classic ^WAC Tournament

#at EnergySolutions Arena

LOYOLA MARYMOUNT

Overall Series Record: BYU leads 6-4

BYU Record in Provo: 3-2

BYU Record at LMU: 2-2

BYU Record at Neutral Sites: 1-0

12-30-36 at LMU 32-35 L

11-18-05 LMU 71-83 L

1-3-08 LMU 91-62 W

1-5-12 at LMU 73-65 W

1-19-12 LMU 68-82 L

1-3-13 LMU 92-51 W

3-2-13 at LMU 73-70 W

12-28-13 at LMU 76-87 L

1-11-14 LMU 91-68 W

3-8-14 vs. LMU* 85-74 W

*WCC Tournament

PACIFIC

Overall Series Record: Series tied 4-4

BYU Record in Provo: 2-1

BYU Record at Pacific: 1-2

BYU Record at Neutral Sites: 1-1

12-22-61 Pacific 69-67 W

3-20-71 vs. Pacific# 81-84 L

12-4-75 at Pacific 66-71 L

12-6-75 at Pacific 89-62 W

12-1-84 vs. Pacific* 72-63 W

11-30-96 Pacific 58-80 L

1-30-14 Pacific 88-78 W

2-13-14 at Pacific 82-89 L

#NCAA (Salt Lake City)

*Stanford Invitational

PEPPERDINE

Overall Series Record: BYU leads 9-5

BYU Record in Provo: 6-1

BYU Record at Pepperdine: 3-2

BYU Record at Neutral Sites: 0-2

12-29-44 vs. Pepperdine 51-56 L

12-15-49 vs. Pepperdine* 39-45 L

12-14-85 Pepperdine ^ 73-83 L

12-13-97 Pepperdine ^ 53-52 W

1-5-02 at Pepperdine(OT) 79-82 L

1-2-03 Pepperdine 84-68 W

12-15-07 Pepperdine 86-67 W

11-18-08 at Pepperdine 82-53 W

1-21-12 at Pepperdine 77-64 W

2-11-12 Pepperdine 86-48 W

1-10-13 Pepperdine 76-51 W

1-31-13 at Pepperdine 63-61 W

12-30-13 at Pepperdine 74-80 L

1-9-14 Pepperdine 84-72 W

*Los Angeles Invitational ^ Cougar Classic

PITTSBURGH

Overall Series Record: BYU leads 1-0

BYU Record in Provo: 1-0

12-23-86 Pittsburgh 93-73 W

PORTLAND

Overall Series Record: BYU leads 10-1

BYU Record in Provo: 6-0

BYU Record in Portland: 4-1

12-14-57 Portland 63-54 W

12-3-58 at Portland 77-72 W

11-22-06 Portland 79-50 W

12-1-07 at Portland 78-54 W

12-13-08 Portland 91-76 W

2-4-12 at Portland 79-60 W

2-25-12 Portland 76-66 W

1-26-13 at Portland 85-67 W

2-16-13 Portland 86-72 W

1-23-14 at Portland 110-114 L

2-22-14 Portland 89-72 W

SAINT MARY'S

Overall Series Record: BYU leads 10-6

BYU Record in Provo: 7-3

BYU Record at Saint Mary's: 2-3

BYU Record at Neutral Sites: 1-0

2-7-53 at Saint Mary's 78-50 W

1-26-57 Saint Mary's 69-65 W

12-22-58 Saint Mary's 72-67 W

12-10-66 Saint Mary's 108-57 W

12-13-80 Saint Mary's* 95-76 W

12-10-83 Saint Mary's* 106-74 W

12-10-88 Saint Mary's* 69-70 L

1-2-04 Saint Mary's 70-55 W

1-4-05 at Saint Mary's 51-72 L

11-27-10 vs. Saint Mary's ^ 74-73 W

12-29-11 at Saint Mary's 82-98 L

1-28-12 Saint Mary's 66-80 L

1-16-13 Saint Mary's 69-70 L

2-21-13 at Saint Mary's 57-64 L

2-1-14 Saint Mary's 84-71 W

2-15-14 at Saint Mary's 60-57 W

*Cougar Classic ^ South Padre Invitational

SAN DIEGO

Overall Series Record: BYU leads 8-2

BYU Record in Provo: 4-0

BYU Record at San Diego: 3-1

BYU Record at Neutral Sites: 1-1

11-17-01 at San Diego 70-59 W

12-11-02 San Diego 64-49 W

12-31-11 San Diego 88-52 W

1-16-12 at San Diego 82-63 W

3-2-12 vs. San Diego* 73-68 W

1-19-13 San Diego 74-57 W

2-7-13 at San Diego 68-74 L

3-8-13 vs. San Diego* 69-72 L

1-4-14 San Diego 87-53 W

3-1-14 at San Diego 78-70 W

*WCC Championships

SAN DIEGO STATE

Overall Series Record: BYU leads 48-23

SERIES VS. OPPONENT RESULTS



BYU Record in Provo: 29-3
 BYU Record at San Diego State: 18-17
 BYU Record at Neutral Sites: 1-3

11-30-73	Weber State	77-76	W
12-19-41	at San Diego St.	45-49	L
12-20-41	at San Diego St.	40-42	L
12-23-77	at San Diego St.	88-104	L
2-3-79	San Diego State	88-80	W
3-1-79	at San Diego St.	96-95	W
1-24-80	at San Diego St.	123-91	W
3-1-80	San Diego State	114-81	W
1-8-81	San Diego State	84-73	W
2-14-81	at San Diego St.	72-73	L
1-28-82	at San Diego St.	66-80	L
2-27-82	San Diego State	106-66	W
1-14-83	San Diego State	96-74	W
2-12-83	at San Diego St.	69-67	W
1-20-84	at San Diego St.	75-79	L
2-16-84	San Diego St. (OT)	94-92	W
1-12-85	at San Diego St.	70-89	L
1-31-85	San Diego State	71-77	L
1-11-86	San Diego State	82-70	W
2-6-86	at San Diego St.	81-71	W
1-15-87	San Diego State	94-82	W
2-26-87	at San Diego St.	85-68	W
1-9-88	San Diego State	92-65	W
2-18-88	at San Diego St.(OT)	80-82	L
1-12-89	San Diego State	85-81	W
2-9-89	at San Diego St.	74-89	L
1-6-90	at San Diego St.	63-60	W
2-1-90	San Diego State	75-58	W
1-3-91	at San Diego St.	73-61	W
2-7-91	San Diego State	75-55	W
1-6-92	at San Diego St.	89-59	W
2-29-92	San Diego State	98-78	W
1-21-93	San Diego State	76-64	W
2-13-93	at San Diego St.	80-73	W
1-20-94	at San Diego St.(OT)	83-82	W
2-10-94	San Diego State	101-87	W
1-12-95	San Diego State	66-57	W
2-18-95	at San Diego St.	52-58	L
1-13-96	at San Diego St.	76-83	L
2-15-96	San Diego State	81-68	W
12-31-96	San Diego St. (OT)	86-89	L
11-14-97	at San Diego St.	73-59	W
1-14-99	at San Diego St.	83-76	W
2-13-99	San Diego State	93-76	W
2-3-00	at San Diego St.	72-50	W
3-4-00	San Diego State	67-50	W
1-13-01	San Diego State	79-50	W
2-12-01	at San Diego St.	69-66	W
1-12-02	San Diego State	75-64	W
2-11-02	at San Diego St.	73-77	L
3-7-02	vs. San Diego St.#	51-62	L
1-2-03	at San Diego St.	80-69	W
2-17-03	San Diego State	66-64	W
1-12-04	at San Diego St.	61-65	L
2-9-04	San Diego St. (OT)	83-69	W
1-8-05	San Diego State	57-59	L
2-7-05	at San Diego St.	58-66	L
1-21-06	at San Diego St.	61-88	L
2-22-06	San Diego State	100-90	W
1-6-07	San Diego State	80-58	W
2-24-07	at San Diego St.	74-86	L
1-23-08	San Diego State	59-56	W
2-23-08	at San Diego St.	65-69	L
3-14-08	vs. San Diego St.#	63-54	W
1-24-09	San Diego	77-71	W
2-24-09	at San Diego St.	69-59	W

3-13-09	vs. San Diego St.#	62-64	L
1-23-10	at San Diego St.	71-69	W
2-24-10	San Diego State	82-68	W

MWC Tourney in Las Vegas

SAN FRANCISCO

Overall Series Record: BYU leads 11-6
 BYU Record in Provo: 5-1
 BYU Record at San Francisco: 3-4
 BYU Record at Neutral Sites: 3-1

12-20-46	vs. San Francisco+	45-36	W
12-12-52	San Francisco	53-52	W
12-22-53	San Francisco	68-61	W
12-13-68	at San Francisco*	75-79	L
12-13-74	at San Francisco#	84-103	L
3-10-79	vs. San Francisco#	63-86	L
11-30-00	at San Francisco	70-80	L
1-2-02	San Francisco	65-51	W
12-23-02	at San Francisco	72-84	L
12-5-09	vs. San Francisco~	69-43	W
1-7-12	San Francisco	81-56	W
2-16-12	at San Francisco	85-84	W
1-5-13	at San Francisco	80-76	W
2-9-13	San Francisco	87-99	L
1-16-14	at San Francisco	83-76	W
2-8-14	San Francisco	68-63	W
3-10-14	vs. San Francisco^	79-77	W

+ Reno Tournament * Cable Car Classic
 # NCAA (Tucson) ~ at EnergySolutions Arena
 ^ WCC Tournament

SANTA CLARA

Overall Series Record: BYU leads 21-5
 BYU Record in Provo: 12-2
 BYU Record at Santa Clara: 8-3
 BYU Record at Neutral Sites: 1-0

12-21-51	Santa Clara	64-59	W
12-22-51	Santa Clara	66-61	W
2-8-53	at Santa Clara	64-72	L
12-19-58	Santa Clara	80-59	W
12-20-58	Santa Clara	75-65	W
12-8-61	at Santa Clara	53-64	L
12-9-61	at Santa Clara	55-72	L
12-18-64	Santa Clara	102-82	W
12-19-64	Santa Clara	109-80	W
12-17-65	at Santa Clara	103-85	W
12-18-65	at Santa Clara	87-79	W
12-22-67	Santa Clara	75-80	L
12-23-67	Santa Clara	91-46	W
12-22-70	at Santa Clara*	68-67	W
12-1-72	Santa Clara	84-73	W
12-2-72	Santa Clara	64-66	L
12-30-86	at Santa Clara#	77-66	W
12-30-94	vs. Santa Clara#	76-55	W
12-30-03	at Santa Clara#	68-66	W
12-31-04	Santa Clara	87-74	W
1-14-12	Santa Clara	95-78	W
2-18-12	at Santa Clara	82-67	W
1-12-13	at Santa Clara	82-64	W
2-2-13	Santa Clara	96-79	W
1-18-14	at Santa Clara	91-81	W
2-6-14	Santa Clara	89-67	W

*Rainbow Classic
 #Cable Car Classic

SOUTHERN VIRGINIA

First Meeting

STANFORD

Overall Series Record: BYU leads 5-2
 BYU Record in Provo: 2-0
 BYU Record at Stanford: 2-1
 BYU Record at Neutral Sites: 1-1

1-3-69	at Stanford	95-89	W
1-4-69	at Stanford	78-94	L
12-4-70	Stanford	70-62	W
12-5-70	Stanford	85-64	W
12-22-01	No. 13 Stanford*	81-76	W
11-23-04	Stanford+	53-62	L
11-11-13	at Stanford^	112-103	W

*Las Vegas Showdown
 +Maui Invitational
 ^ ESPN Tip-Off Marathon

UMASS

Overall Series Record: 0-0
 BYU Record in Provo: 0-0
 BYU Record at UMass: 0-1
 12-7-13 UMass* 96-105 L

*Basketball Hall of Fame Holiday Showcase

UTAH

Overall Series Record: BYU leads 129-126
 BYU Record in Provo: 72-47 (25-17 in the Marriott Center)
 BYU Record in Salt Lake: 51-74 (15-31 in the Jon M. Huntsman Center)
 BYU Record at Neutral Sites: 6-5

1-23-09	Utah	32-9	W
3-5-09	at Utah	40-27	W
2-5-10	at Utah	31-27	W
2-11-10	Utah	31-17	W
1-28-11	Utah	47-27	W
2-25-11	at Utah	33-26	W
2-17-12	at Utah	36-25	W
3-2-12	Utah	32-25	W
2-8-13	Utah	31-49	L
2-22-13	at Utah (OT)	26-29	L
2-14-14	at Utah	23-36	L
2-28-14	Utah	32-24	W
2-20-15	Utah	29-28	W
3-12-15	at Utah	20-38	L
2-4-16	at Utah	26-41	L
3-4-16	Utah	30-38	L
2-10-17	Utah	38-32	W
2-23-17	at Utah	54-33	W
2-9-18	Utah	21-27	L
2-23-18	at Utah	38-28	W
2-7-19	at Utah	22-50	L
3-8-19	Utah	21-31	L
3-4-20	at Utah	30-41	L
1-22-21	Utah	22-16	W
3-5-21	at Utah	16-29	L
2-3-22	at Utah	29-16	W
2-25-22	Utah	32-27	W
1-26-23	Utah	36-29	W
1-27-23	Utah	25-19	W
2-16-23	at Utah	33-35	L
2-17-23	at Utah	18-24	L
1-25-24	at Utah	38-21	W
1-26-24	at Utah	36-26	W
2-15-24	Utah	37-22	W
2-16-24	Utah	34-32	W
2-6-25	Utah	33-35	L
2-7-25	Utah	42-25	W
2-27-25	at Utah	24-36	L
2-28-25	at Utah	41-36	W

SERIES VS. OPPONENT RESULTS

1-22-26	at Utah	22-21	W	3-8-47	at Utah	66-82	L	3-4-78	at No. 19 Utah	74-81	L
1-23-26	at Utah	35-31	W	1-17-48	at Utah	65-63	W	1-20-79	at Utah	90-76	W
2-12-26	Utah	34-39	L	2-21-48	Utah	55-51	W	2-17-79	Utah	76-50	W
2-13-26	Utah	37-24	W	1-29-49	at No. 10 Utah	56-55	W	1-12-80	Utah	89-72	W
1-28-27	Utah	39-42	L	1-31-49	No. 10 Utah	65-45	W	2-9-80	at Utah	83-82	W
1-29-27	Utah	35-37	L	2-18-49	at No. 14 Utah	49-58	L	1-31-81	at No. 9 Utah	56-60	L
2-25-27	at Utah	31-34	L	2-19-49	No. 14 Utah	52-54	L	3-7-81	No. 9 Utah	95-76	W
2-26-27	at Utah (OT)	40-34	W	1-28-50	at Utah	71-51	W	1-15-82	Utah	74-51	W
1-27-28	at Utah	37-30	W	1-30-50	Utah	61-51	W	2-19-82	at Utah	61-68	L
1-28-28	at Utah	35-31	W	2-17-50	at Utah	42-56	L	2-5-83	at Utah	72-75	L
2-17-28	Utah	25-31	L	2-18-50	Utah	56-46	W	3-5-83	Utah (3OT)	62-64	L
2-18-28	Utah	26-31	L	12-27-50	vs. Utah*	49-58	L	1-14-84	Utah (2OT)	113-105	W
1-18-29	Utah	41-38	W	2-16-51	at Utah	73-60	W	2-8-84	at Utah	82-79	W
1-19-29	Utah	49-45	W	2-17-51	Utah	49-54	L	1-26-85	at Utah	63-62	W
2-8-29	at Utah	41-56	L	3-2-51	at Utah	58-67	L	3-2-85	Utah (3OT)	85-86	L
2-9-29	at Utah	53-37	W	3-3-51	Utah	69-50	W	1-25-86	Utah	87-69	W
1-31-30	at Utah	49-53	L	2-2-52	Utah	48-51	L	2-22-86	at Utah	71-74	L
2-1-30	at Utah	30-38	L	3-8-52	at Utah	50-61	L	1-24-87	at Utah	80-70	W
2-28-30	Utah	56-31	W	2-14-53	Utah	62-50	W	2-14-87	Utah	58-65	L
3-1-30	Utah	59-42	W	2-21-53	at Utah	73-50	W	2-4-88	Utah	82-64	W
1-23-31	Utah (OT)	51-52	L	2-19-54	at Utah	85-76	W	2-27-88	at Utah	60-62	L
1-24-31	Utah	43-45	L	2-20-54	Utah	64-70	L	2-2-89	at Utah	86-90	L
2-27-31	at Utah	39-49	L	2-11-55	No. 5 Utah (OT)	76-74	W	2-25-89	Utah	81-74	W
2-28-31	at Utah	57-49	W	2-12-55	at No. 5 Utah	71-78	L	1-25-90	Utah	65-49	W
1-15-32	at Utah	44-36	W	2-11-56	at Utah	63-82	L	2-10-90	at Utah	73-89	L
1-16-32	at Utah	39-40	L	2-24-56	Utah	77-82	L	3-8-90	vs. Utah* (OT)	61-62	L
2-5-32	Utah	32-35	L	2-10-57	Utah	81-77	W	2-16-91	at No. 14 Utah	74-81	L
2-6-32	Utah	43-34	W	2-21-57	at Utah	66-88	L	3-2-91	No. 9 Utah (OT)	71-72	L
3-1-32	vs. Utah	35-33	W	1-24-58	at Utah	81-67	W	3-9-91	vs. No. 8 Utah (OT)	51-49	W
1-13-33	Utah	40-27	W	2-27-58	Utah	56-74	L	2-20-92	Utah	58-56	W
1-14-33	Utah	33-34	L	1-23-59	No. 20 Utah	56-70	L	3-7-92	at Utah	87-73	W
2-17-33	at Utah	43-42	W	2-26-59	Utah (OT)	74-76	L	3-13-92	vs. Utah+	75-62	W
2-18-33	at Utah	36-50	L	1-22-60	at No. 7 Utah	69-76	L	1-9-93	Utah	53-54	L
3-4-33	vs. Utah	43-26	W	2-25-60	No. 5 Utah	75-87	L	2-27-93	at No. 11 Utah	83-89	L
1-26-34	at Utah	41-37	W	1-20-61	Utah	91-86	W	1-8-94	at Utah	64-62	W
1-27-34	at Utah	30-43	L	2-23-61	at Utah	80-95	L	2-26-94	Utah	73-70	W
2-9-34	Utah	45-31	W	1-23-62	at Utah	89-94	L	3-10-94	vs. Utah+	96-65	W
2-10-34	Utah	40-28	W	2-24-62	Utah	101-106	L	1-3-95	Utah	64-57	W
1-11-35	Utah	54-25	W	1-19-63	Utah	71-53	W	3-4-95	at Utah	79-87	L
1-12-35	Utah	56-53	W	2-23-63	at Utah	100-106	L	1-2-96	at No. 15 Utah	77-83	L
2-15-35	at Utah (OT)	46-50	L	2-8-64	at Utah (OT)	89-91	L	3-2-96	No. 10 Utah	85-96	L
2-16-35	at Utah	43-52	L	2-22-64	Utah	75-72	W	1-11-97	No. 9 Utah	51-61	L
1-17-36	Utah	42-34	W	1-23-65	Utah	98-67	W	2-6-97	at No. 5 Utah	49-85	L
1-18-36	Utah	47-42	W	2-20-65	at Utah	108-99	W	1-10-98	No. 3 Utah	61-71	L
2-14-36	at Utah	35-36	L	2-5-66	at Utah	94-93	W	2-5-98	at No. 5 Utah	68-83	L
2-15-36	at Utah	37-36	W	3-5-66	Utah	115-100	W	1-9-99	at Utah	54-75	L
1-29-37	at Utah	30-45	L	2-11-67	Utah	64-62	W	2-6-99	No. 20 Utah	46-71	L
1-30-37	at Utah	40-41	L	2-17-67	at Utah	61-60	W	3-4-99	vs. No. 8 Utah*	62-81	L
2-19-37	Utah	35-43	L	2-10-68	at Utah	89-91	L	1-15-00	Utah	49-56	L
2-20-37	Utah	36-31	W	2-24-68	Utah	93-90	W	2-12-00	at No. 21 Utah	62-77	L
1-22-38	Utah	41-48	L	2-8-69	Utah	73-67	W	3-10-00	vs. Utah ^	58-54	W
3-4-38	at Utah	43-54	L	2-22-69	at Utah	85-98	L	1-29-01	Utah	69-61	W
1-20-39	Utah	40-32	W	1-3-70	at Utah	76-82	L	2-24-01	at Utah	75-82	L
3-3-39	at Utah	47-52	L	1-24-70	Utah	81-91	L	1-28-02	at Utah	66-71	L
2-9-40	at Utah	39-45	L	2-6-71	Utah	103-89	W	2-23-02	Utah	63-61	W
2-23-40	Utah	52-41	W	3-6-71	at Utah	98-87	W	1-25-03	Utah	75-79	L
1-24-41	Utah	27-32	L	1-15-72	at Utah	67-61	W	2-24-03	at No. 23 Utah	64-71	L
3-7-41	at Utah	39-50	L	2-19-72	Utah	79-66	W	1-31-04	at Utah	56-64	L
2-7-42	at Utah	50-42	W	2-3-73	Utah	89-73	W	3-1-04	Utah	70-57	W
3-7-42	Utah	42-40	W	3-3-73	at Utah	71-86	L	3-12-04	vs. Utah ^	51-54	L
1-29-43	Utah	41-30	W	1-12-74	at Utah	86-104	L	1-31-05	No. 25 Utah	58-72	L
1-30-43	Utah	41-29	W	2-16-74	Utah	74-89	L	2-26-05	at No. 13 Utah	60-69	L
2-12-43	at Utah	44-34	W	1-18-75	at Utah	73-91	L	1-7-06	Utah	72-60	W
2-13-43	at Utah	47-45	W	2-22-75	Utah	73-79	L	2-8-06	at Utah	60-79	L
1-26-45	Utah	46-51	L	1-24-76	Utah	74-76	L	3-9-06	vs. Utah ^	70-74	L
3-3-45	at Utah	52-56	L	2-21-76	at Utah	84-83	W	1-31-07	at Utah	76-66	W
2-9-46	at Utah	28-46	L	2-5-77	at Utah	61-81	L	3-3-07	Utah	85-62	W
3-9-46	Utah	53-71	L	3-5-77	No. 20 Utah	54-67	L	1-19-08	at Utah	55-52	W
2-8-47	Utah	54-62	L	2-4-78	Utah	76-89	L	2-20-08	Utah	67-59	W

SERIES VS. OPPONENT RESULTS



1-27-09 at Utah (OT) 88-94 L	2-1928 at Utah State 42-48 L	2-2-51 Utah State 83-57 W
2-28-09 Utah 63-50 W	1-1-29 at Utah State 53-45 W	2-3-51 Utah State 51-42 W
1-30-10 Utah 82-69 W	2-2-29 at Utah State 46-34 W	2-1-52 at Utah State 40-57 L
3-3-10 at Utah 71-51 W	3-1-29 Utah State 49-45 W	2-15-52 Utah State 69-67 W
1-11-11 at Utah 104-79 W	3-2-29 Utah State 50-52 L	1-3-53 at Utah State 72-66 W
2-12-11 Utah 72-59 W	1-17-30 Utah State 37-39 L	1-31-53 Utah State 77-60 W
12-10-11 at Utah 61-42 W	1-18-30 Utah State 53-37 W	1-14-54 at Utah State 68-73 L
12-8-12 Utah 61-58 W	2-14-30 at Utah State 49-36 W	1-23-54 Utah State 75-63 W
12-14-13 at Utah 64-81 L	2-15-30 at Utah State 41-55 L	1-15-55 Utah State 58-62 L
*WAC Tournament ^ MWC Tournament		
UTAH STATE		
Overall Series Record: BYU leads 138-92		
BYU Record in Provo: 85-32		
BYU Record in Logan: 51-60		
BYU Record at Neutral Sites: 2-0		
2-23-06 at Utah State 21-14 W	2-21-31 Utah State 53-40 W	1-18-57 at Utah State 75-76 L
3-3-06 Utah State 19-11 W	1-22-32 Utah State (OT) 45-47 L	1-25-57 Utah State 93-76 W
2-16-07 Utah State 44-11 W	1-23-32 Utah State 40-37 W	1-31-58 at Utah State 67-55 W
3-1-07 at Utah State 23-12 W	2-26-32 at Utah State 39-32 W	2-15-58 Utah State 69-66 W
1-18-08 at Utah State 29-16 W	2-27-32 at Utah State 63-50 W	1-30-59 Utah State 77-54 W
2-1-08 Utah State 43-19 W	1-27-33 at Utah State 33-40 L	2-14-59 at Utah State 67-74 L
2-6-09 Utah State 37-11 W	1-28-33 at Utah State 59-44 W	1-29-60 at No. 9 USU 53-84 L
2-26-09 at Utah State 37-13 W	2-24-33 Utah State 37-30 W	2-13-60 No. 7 Utah State 64-75 L
1-15-10 at Utah State 40-20 W	2-25-33 Utah State 48-36 W	1-27-61 Utah State 75-57 W
2-18-10 Utah State 47-31 W	1-12-34 Utah State 57-34 W	2-13-61 at Utah State 73-94 L
2-4-11 at Utah State 29-19 W	1-13-34 Utah State 42-35 W	1-26-62 at Utah State 69-88 L
2-18-11 Utah State 37-21 W	2-16-34 at Utah State 48-37 W	2-10-62 Utah State 70-80 L
2-3-12 Utah State 36-17 W	2-17-34 at Utah State 35-43 L	1-5-63 at Utah State 58-69 L
2-9-12 at Utah State 37-16 W	1-25-35 at Utah State 39-38 W	1-26-63 Utah State 67-70 L
2-15-13 at Utah State 33-23 W	1-26-35 at Utah State 27-41 L	1-25-64 at Utah State 90-105 L
3-1-13 Utah State 20-29 L	2-8-35 Utah State (OT) 47-48 L	1-31-64 Utah State 73-90 W
2-21-14 Utah State 41-21 W	2-9-35 Utah State 40-39 W	1-9-65 at Utah State 99-90 W
3-6-14 at Utah State 28-19 W	2-7-36 Utah State 35-36 L	2-6-65 Utah State 89-80 W
2-13-15 Utah State 29-21 W	2-8-36 Utah State 33-37 L	1-22-66 Utah State 115-81 W
2-26-15 at Utah State 31-23 W	2-1-36 at Utah State 39-32 W	2-11-66 at Utah State 96-88 W
2-12-16 Utah State 42-17 W	2-22-36 at Utah State 41-51 L	1-6-67 Utah State 92-66 W
2-26-16 at Utah State 23-37 L	1-15-37 Utah State 31-40 L	2-4-67 at Utah State 88-113 L
2-17-17 Utah State 43-22 W	1-16-37 Utah State 49-35 W	1-6-68 Utah State 104-98 W
3-8-17 at Utah State 34-27 W	2-12-37 at Utah State 55-45 W	2-1-68 at Utah State 118-103 W
3-1-19 Utah State 23-26 L	2-13-37 at Utah State 38-47 L	1-11-69 at Utah State 84-91 L
1-31-20 at Utah State 27-55 L	1-21-38 at Utah State 53-60 L	1-30-69 Utah State 113-82 W
1921 at Utah State 43-45 L	2-25-38 Utah State 58-50 W	1-15-70 at Utah State 94-97 L
1921 Utah State 30-28 W	1-7-39 Utah State 46-54 L	3-4-70 No. 18 USU 73-86 L
1922 Utah State 39-22 W	3-4-39 at Utah State 38-53 L	12-19-70 No. 15 USU 111-83 W
1922 at Utah State 34-36 L	2-10-40 at Utah State 35-55 L	1-23-71 at No. 12 USU 70-72 L
2-2-23 at Utah State 19-55 L	2-17-40 Utah State 49-43 W	3-13-71 at No. 16 USU 91-82 W
2-3-23 at Utah State 30-36 L	1-10-41 Utah State 66-34 W	12-22-71 at Utah State 87-84 W
2-23-23 Utah State 22-23 W	3-8-41 at Utah State 47-48 L	1-22-72 Utah State 101-82 W
2-24-23 Utah State 37-26 W	1-10-42 at Utah State 54-24 W	12-16-72 Utah State 88-80 W
2-8-24 Utah State 36-43 L	2-21-42 Utah State 57-52 W	1-20-73 at Utah State 79-69 W
2-9-24 Utah State 38-21 W	1-15-43 at Utah State 38-43 L	12-22-73 Utah State 86-87 L
2-22-24 at Utah State 30-27 W	1-16-43 at Utah State 58-41 W	1-19-74 at Utah State 86-93 L
2-23-24 at Utah State 32-25 W	2-19-43 Utah State 44-38 W	12-28-74 Utah State 79-83 L
1-23-25 at Utah State 29-26 W	2-20-43 Utah State 63-59 W	2-1-75 at Utah State 84-92 L
1-24-25 at Utah State 22-42 L	2-3-45 Utah State 50-41 W	12-17-75 at Utah State 76-87 L
2-13-25 Utah State 48-36 W	3-7-45 at Utah State 64-37 W	1-10-76 Utah State 73-75 L
2-14-25 Utah State 24-23 W	1-12-46 at Utah State 47-29 W	12-4-76 at USU (OT) 93-95 L
1-29-26 Utah State 31-49 L	2-23-46 Utah State 64-48 W	1-8-77 Utah State 85-77 W
1-30-26 Utah State 36-32 W	2-22-47 Utah State 62-40 W	12-21-77 at Utah State 89-91 L
2-26-26 Utah State 52-43 W	3-4-47 at Utah State 49-52 L	1-7-78 Utah State (20T) 85-84 W
2-27-26 Utah State 34-36 L	1-31-48 Utah State 66-47 W	12-6-78 Utah State 99-80 W
1-21-27 at Utah State 47-50 L	2-28-48 at Utah State 65-68 L	1-6-79 at Utah State 68-84 L
1-22-27 at Utah State 34-62 L	1-21-49 Utah State 60-51 W	12-22-79 at Utah State 89-84 W
3-4-27 Utah State 38-44 L	1-22-49 Utah State 64-56 W	2-12-80 Utah State 84-83 W
3-5-27 Utah State 35-42 L	2-11-49 at Utah State 54-58 L	12-6-80 at Utah State 82-79 W
2-10-28 Utah State 49-34 W	2-12-49 at Utah State 67-54 W	12-27-80 Utah State 104-89 W
2-11-28 Utah State 31-39 L	1-21-50 Utah State 71-41 W	12-8-81 at Utah State 51-43 W
2-1928 at Utah State 41-52 L	1-23-50 at Utah State 48-47 W	12-26-81 Utah State 74-79 L
	2-24-50 at Utah State 60-46 W	11-30-82 Utah State 69-75 L
	2-25-50 Utah State 63-35 W	12-14-82 at Utah State 68-80 L
	1-12-51 at Utah State 72-59 W	11-26-83 at Utah State 78-90 L
	1-13-51 at Utah State 68-72 L	12-9-83 Utah State* 81-83 L

12-4-84	Utah State	93-97	L
12-11-84	at USU (OT)	91-92	L
12-3-85	at Utah State	80-82	L
12-10-85	Utah State	76-88	L
12-3-86	Utah State	100-86	W
12-16-86	at Utah State	97-93	W
12-1-87	at Utah State	96-92	W
12-19-87	USU (OT)	121-112	W
12-17-88	Utah State	96-85	W
12-21-88	at Utah State	74-72	W
11-30-89	Utah State	71-65	W
12-12-89	Utah State	69-68	W
11-24-90	Utah State	98-94	W
12-1-90	at Utah State	63-58	W
11-26-91	at Utah State	82-66	W
12-13-91	Utah State*	93-77	W
12-4-92	at Utah State	93-83	W
12-18-92	Utah State	89-65	W
12-14-93	Utah State	78-65	W
12-1-94	at Utah State	59-83	L
12-5-95	Utah State	76-52	W
12-10-96	Utah State	64-61	W
11-29-97	at Utah State	69-72	L
1-2-99	Utah State	61-59	W
1-8-00	at Utah State	82-73	W
12-16-00	Utah State	69-67	W
12-1-01	at USU (OT)	81-90	L
12-14-02	Utah State	66-56	W
12-23-03	at Utah State	74-76	L

12-1-04	at Utah State	57-71	L
12-18-04	Utah State	62-84	L
12-22-05	at Utah State	80-91	L
12-16-06	Utah State	75-62	W
12-6-08	vs. Utah State	68-63	W
12-2-09	at Utah State	61-71	L
11-17-10	Utah State	78-72	W
11-11-11	at Utah State	62-69	L
2-19-13	Utah State	70-68	W
11-30-13	vs. Utah State	85-74	W

WEBER STATE

Overall Series Record: BYU leads 29-10
 BYU Record in Provo: 20-0
 BYU Record at Weber State: 9-10
 BYU Record at Neutral Sites: 0-0

11-30-73	Weber State	77-76	W
12-6-74	at Weber State	63-76	L
12-20-75	Weber State	89-80	W
11-27-76	at Weber State	75-96	L
1-3-78	Weber State	81-76	W
12-23-80	at Weber State	85-78	W
12-15-81	Weber State	63-55	W
1-6-83	at WSU (2OT)	81-84	L
1-7-84	Weber State (OT)	86-81	W
12-8-84	at Weber State	79-87	L
12-28-85	Weber State (OT)	88-86	W
12-18-86	at Weber State	84-69	W
12-11-87	Weber State*	104-71	W

12-1-88	at Weber State	78-80	L
11-28-89	Weber State	81-65	W
11-29-90	at Weber State	69-57	W
12-21-91	Weber State	81-68	W
12-8-92	at WSU (OT)	77-83	L
12-21-93	Weber State	92-79	W
12-21-94	at Weber State	74-86	L
12-12-95	Weber State	91-86	W
12-4-96	at Weber State	80-97	L
12-12-97	Weber State*	83-70	W
11-19-98	at Weber State	80-83	L
12-11-99	Weber State*	66-53	W
12-28-00	at Weber State	84-75	W
12-5-01	Weber State	65-47	W
1-8-03	at Weber State	69-75	L
12-20-03	Weber State	86-65	W
12-23-04	at Weber State	79-61	W
12-17-05	Weber State	80-54	W
12-2-06	at WSU (OT)	73-69	W
12-5-07	Weber State	72-57	W
12-3-08	at Weber State	92-62	W
12-27-09	Weber State	87-70	W
12-21-10	at Weber State	72-66	W
12-7-11	Weber State	94-66	W
12-15-12	at Weber State	78-68	W
11-8-13	Weber State	81-72	W

*Cougar Classic

DAVE ROSE VS. ALL COMPETITION

Team	H	A	N	Overall
Air Force	6-0	5-1	1-0	12-1
Arizona	0-0	1-0	1-0	2-0
Arizona State	1-0	0-0	0-1	1-1
Baylor	0-1	0-1	0-1	0-3
Boise State	2-0	0-2	0-0	2-2
Bradley	1-0	0-0	0-0	1-0
Buffalo	1-0	1-0	0-0	2-0
BYU-Hawaii	1-0	0-0	0-0	1-0
Cal Poly	1-0	0-0	0-0	1-0
Cal State Northridge	1-0	0-0	0-0	1-0
Cal State San Marcos	1-0	0-0	0-0	1-0
Chicago State	1-0	0-0	0-0	1-0
Colorado Mesa	1-0	0-0	0-0	1-0
Colorado State	6-0	5-1	1-0	12-1
Creighton	0-0	1-0	0-0	1-0
Eastern New Mexico	2-0	0-0	0-0	2-0
Eastern Washington	2-0	0-0	0-0	2-0
Florida	0-0	0-0	1-1	1-1
Florida State	0-0	0-0	0-1	0-1
Fresno Pacific	1-0	0-0	0-0	1-0
Fresno State	1-0	1-0	0-0	2-0
Georgia State	1-0	0-0	0-0	1-0
Gonzaga	2-1	0-3	1-2	3-6
Hartford	1-0	0-0	0-0	1-0
Hawaii	0-0	1-0	1-0	2-0
Houston	0-0	0-1	0-0	0-1
Idaho State	3-0	1-0	0-0	4-0
Iona	0-0	0-0	1-0	1-0
Iowa State	0-1	0-1	0-0	0-2
Jackson State	1-0	0-0	0-0	1-0
Kansas State	0-0	0-0	0-1	0-1
Lamar	1-0	0-1	1-0	2-1
Liberty	1-0	0-0	0-0	1-0
Long Beach State	1-0	1-0	0-0	2-0
Longwood	1-0	0-0	0-0	1-0

Louisville	0-0	0-0	1-0	1-0
Loyola Marymount	3-2	2-1	1-0	6-3
Marquette	0-0	0-0	0-1	0-1
Mercer	1-0	0-0	0-0	1-0
Michigan State	0-0	0-0	0-2	0-2
Mississippi Valley State	1-0	0-0	0-0	1-0
Montana	0-0	0-0	1-0	1-0
Mount St. Mary's	1-0	0-0	0-0	1-0
Nebraska	0-0	0-0	1-0	1-0
Nevada	0-0	0-0	2-0	2-0
New Mexico	4-2	3-3	1-0	8-5
North Carolina	0-0	0-0	0-1	0-1
North Florida	1-0	0-0	0-0	1-0
North Texas	1-0	0-0	0-0	1-0
Northern Arizona	1-0	0-0	1-0	2-0
Northern Kentucky	1-0	0-0	0-0	1-0
Notre Dame	0-0	0-0	0-1	0-1
Oral Roberts	1-0	0-0	0-0	1-0
Oregon	0-0	0-1	1-1	1-2
Pacific	1-0	0-1	0-0	1-1
Pepperdine	4-0	3-1	0-0	7-1
Portland	5-0	3-1	0-0	8-1
Prairie View A&M	2-0	0-0	0-0	2-0
Rice	1-0	0-0	0-0	1-0
Saint Mary's	1-2	1-2	1-0	3-4
San Diego	3-0	2-1	1-1	6-2
San Diego State	6-0	3-3	1-2	10-5
San Francisco	2-1	3-0	2-0	7-1
San Jose State	1-0	0-0	0-0	1-0
Santa Clara	3-0	3-0	0-0	6-0
Seton Hall	1-0	0-0	0-0	1-0
South Florida	0-0	0-0	1-0	1-0
Southern	1-0	0-0	0-0	1-0
Southern Miss	0-0	1-0	0-0	1-0
Southern Utah	3-0	0-0	0-0	3-0
Stanford	0-0	1-0	0-0	1-0

TCU	6-0	6-0	3-0	15-0
Tennessee State	1-0	0-0	0-0	1-0
Texas	0-0	0-0	1-0	1-0
Texas A&M	0-0	0-0	0-2	0-2
Tulsa	1-0	1-0	0-0	2-0
UC Santa Barbara	1-0	0-0	0-0	1-0
UCLA	0-0	0-1	0-1	0-2
Umass	0-0	0-1	0-0	0-1
UNLV	5-1	1-8	0-0	6-9
USC	0-0	0-1	0-0	0-1
UT-San Antonio	1-0	0-0	0-0	1-0
Utah	7-0	5-3	0-1	12-4
Utah State	3-0	0-3	2-0	5-3
UTEP	1-0	1-0	0-0	2-0
Vermont	0-0	0-0	1-0	1-0
Virginia Tech	0-0	1-0	1-0	2-0
Wagner	1-0	0-0	0-0	1-0
Wake Forest	0-1	0-1	0-0	0-2
Washington	1-0	0-0	0-0	1-0
Washington State	0-0	1-0	0-0	1-0
Weber State	5-0	4-0	0-0	9-0
Western Oregon	2-0	0-0	0-0	2-0
Wichita State	0-0	0-0	0-1	0-1
Wisconsin	0-0	0-0	0-1	0-1
Wofford	0-0	0-0	1-0	1-0
Wyoming	6-0	6-0	1-0	13-0
Xavier	0-0	0-0	0-1	0-1

WINNING: A BYU TRADITION

BYU has one of the nation's richest basketball traditions. In fact, 87 of the Cougars' 112 seasons on the hardwood have been winning campaigns. Since putting its first team on the floor in 1903, BYU has amassed a 1713-1038 record to rank No. 13 all-time among NCAA Division I programs in total victories. The Cougars also boast a .623 winning percentage, ranking 32nd.

But it's not just the sum of victories that has made BYU one of the nation's top hoop programs. Along the way, BYU has claimed 29 conference championships and received 38 postseason invites, including 27 NCAA Tournament appearances. The Cougars won two NIT titles in 1951 (a national championship as the NIT was considered a premier tournament at the time) and 1966. BYU players also boast 122 all-conference and 80 All-America citations along with 45 NBA draft selections.

BYU has won conference championships in four different leagues. The first six came from the Rocky Mountain Conference and continued as BYU won five as a member of the Skyline Conference. During the Cougars' membership in the Western Athletic Conference, BYU teams won 12 conference championships. Tack on six Mountain West

Conference titles in the league's first 12 seasons, and BYU has won one-fourth of all possible regular season conference championships.

BYU's basketball legacy is filled with many unique achievements. In 1981, the Cougars advanced to the Elite Eight when All-American Danny Ainge made what is still considered one of the NCAA Tournament's most amazing plays. Trailing Notre Dame 50-49 with eight seconds remaining, Ainge took the ball coast-to-coast, dribbling through all five Irish defenders, before lofting the game-winning finger roll just over the reach of Orlando Woolridge. Ainge received the Wooden Award and Eastman Trophy in 1981 as the nation's top player.

In 2011, All-American Jimmer Fredette led the Cougars to the Sweet 16 for the first time since 1981. Fredette led the nation in scoring in 2010-11 with a 28.9 ppg average and earned every major Player of the Year honor, including the Naismith, Wooden and Oscar Robertson awards. Simply known as "The Jimmer" throughout the nation, Fredette gained national fame with prolific scoring outbursts, which included 15 30-point games, four 40-point games and one 52-point explosion versus New Mexico in the Mountain West Conference tournament.

Legendary coach Stan Watts, who guided BYU to its NIT titles, was inducted into the Naismith Memorial Basketball Hall of Fame in 1986, while All-American center Kresimir Cosic became BYU's second Hall member in 1996. Turning down the opportunity to play in the NBA, Cosic returned home to Yugoslavia to pursue his passion to better-develop basketball in Europe. He earned one gold and two silver medals while playing on four Olympic teams and was a longtime coach of the Yugoslavian National Team, mentoring many future NBA players. He ended his playing career as the all-time Croatian scoring leader.

The Old Ladies Gymnasium



BYU Academy Gym



The Smith Fieldhouse: Home Court 1951-71





All-American Devin Durrant was among the nation's leading scorers in 1984, averaging 27.9 points per game. He is third on BYU's all-time scoring list behind Danny Ainge and Mike Smith.

Before Cusic's arrival in Provo, the Cougars already held the distinction of being the first U.S. program to include an international player on its roster in Finland's Timo Lampen in 1958-59. BYU also boasts two of the nation's longest-standing rivalries, having first played Utah State in 1906 and Utah in 1909.



The 20,900-seat Marriott Center is the fourth-largest on-campus arena in the nation. BYU has won 79 percent of its games in the Marriott Center, including a school-record 53 straight games from 2006-2008, the nation's longest homecourt victory streak at the time.

The first radio broadcast in the intermountain area took place on Feb. 17, 1940, when BYU hosted Utah State in the Old Ladies Gymnasium in Provo. BYU broke a ban on broadcasting college sports due to the clamor from fans that only 500 people could fit into the gym. Arch Madsen called the game on KOVO radio in Provo with station manager David Walker providing analysis. Home games have also been played in Springville, the old BY Academy and even on the University of Utah's home court.

BYU created a new home on campus with the construction of the George Albert Smith Fieldhouse. The Smith Fieldhouse was home to the Cougars from 1951-1971, with 20 different all-conference

players, including seven All-Americans, starring for BYU during that era. Many capacity crowds crammed inside the Fieldhouse to see Cougar basketball. With BYU's winning tradition, the then 10,000-seat arena grew too small for the increasing interest. In 1971, the Marriott Center was built, giving BYU what is still to this day one of the most intimidating arenas in college basketball.

Since opening the 20,900-seat Marriott Center, the Cougars have been among the nation's annual attendance leaders with 19 top-5 rankings and three times finishing No. 1. BYU has not disappointed its faithful, winning 79.5 percent of its games in the Marriott Center, including a school record 53-game home victory streak that started in 2005 and ended in 2008.

In recent history, the highest ranking a Cougar team has received in the media polls was the 1987-88 team. At one point the team was 17-0 and climbed as high as No. 2 and No. 3 in the rankings. Had the victory streak not been snapped by a single-game cross-country trip to




Rafael Araujo became BYU's 43rd NBA draft selection when he was taken No. 8 overall in the 2004 NBA Draft. The big Brazilian center led BYU to its 21st NCAA Tournament appearance in 2003-04.

part of helping the Cougars restore their tradition under Cleveland with NCAA appearances in 2001, 2003 and 2004 and NIT invites in 2000 and 2002. During that time, BYU was also one of just 14 programs to have a player drafted in both the 2003 and 2004 NBA Drafts as Travis Hansen was selected in the second round in 2003 and Rafael Araujo was the No. 8 overall pick in 2004.

In his eight years guiding the Cougars, Dave Rose has led BYU to its first strings of six-straight NCAA Tournament bids (2007 to 2012), five-straight seasons with appearances in the national rankings and six-straight 25 win seasons. He has also led the Cougars to nine-straight post-season tournaments (NIT in 2006 and 2013) and four-straight seasons with a postseason victory (2010 to 2013). Both streaks are program records. Rose led the Cougars to three-straight conference titles from 2007 to 2009, the first such streak since 1932 to 1934.

UAB in Birmingham, the Cougars could have easily found themselves in the No. 1 spot as the top-rated Arizona Wildcats had lost and left the door open for the Cougars to be the only undefeated team in college basketball. The 2010-11 team, led by Fredette and Jackson Emery, climbed to No. 3 in both polls on Feb. 28, 2011. The team finished that season ranked 10th and 13th in the respective polls.

Over the years, 18 coaches have guided the Cougars and 17 have winning records. Current BYU head coach Dave Rose took the helm in 2005-06 after spending eight years as an assistant under former head coach Steve Cleveland. Rose was an instrumental



Coach Dave Rose has built BYU basketball into one of the elite programs in the country. Under Rose BYU earned its first back-to-back-to-back league titles since 1932, 1933 and 1934.



COUGARS IN CONFERENCE

BYU basketball boasts a remarkable record of conference success during its history. After earning its 29th regular-season conference championship in 2011, the Cougars are tied for seventh among all NCAA Division I programs for most regular-season league titles won (see list below). Including conference tournaments, BYU has claimed a conference championship trophy (regular season or tournament) during 30 seasons. The Cougars won the 1991 WAC Tournament after a second-place regular-season finish. Other conference tournament titles in 1992 (WAC) and 2001 (MWC) have followed up regular-season rings, as was the case with conference playoff wins in 1924 and 1933 in the Rocky Mountain Conference. BYU won six Rocky Mountain Conference titles in 20 years, earned five Skyline championships in 24 years, recorded 12 WAC crowns in 37 years and garnered six MWC titles in 12 seasons. BYU won the in-state title against rivals Utah and Utah State during 10 of the 12 years before the Cougars first joined a conference in 1918.

NCAA – MOST REGULAR SEASON CONFERENCE TITLES WON OR SHARED

No.	School	Conference
55	Kansas	MVC, Big 8, Big 12
51	Kentucky	Southern, SEC
37	Penn	Ivy
35	North Carolina	Southern, ACC
32	Utah	Rocky Mtn, Mtn States, WAC, MWC
31	UCLA	Pac-12
29	BYU	Rocky Mtn, Mtn States, WAC, MWC
29	Connecticut	Yankee, Big East
29	Princeton	Ivy

YEAR-BY-YEAR CONFERENCE/STATE REGULAR-SEASON CHAMPIONS

State Competition

- 1906 **BYU**
- 1907 **BYU**
- 1908 **BYU**
- 1909 **BYU**
- 1910 **BYU**
- 1911 **BYU**
- 1912 **BYU**
- 1913 Utah
- 1914 **BYU**
- 1915 **BYU**
- 1916 Utah
- 1917 **BYU**

ROCKY MOUNTAIN CONFERENCE

- 1918 Utah State (West), Colorado College (East)
- 1919 Utah (W), Colorado (E)
- 1920 Colorado (E) – no west champ – influenza
- 1921 Utah (W), Colorado (E)
- 1922 **BYU** (W), Colorado College (E)
- 1923 Utah (W), Colorado College (E)
- 1924 **BYU** (W), Colorado College (E)
- 1925 **BYU** (W), Colorado College (E)
- 1926 Utah State (W), Colo St. Teacher College (E)
- 1927 Montana State (W), Colorado College (E)
- 1928 Montana State (W), Wyoming (E)
- 1929 Montana State (W), Colorado (E)
- 1930 Montana State/Utah State (W), Colorado (E)
- 1931 Utah (W), Wyoming (E)
- 1932 **BYU**/Utah (W), Wyoming (E)
- 1933 **BYU**/Utah (W), Wyoming/CSTC (E)

- 1934 **BYU** (W), Wyoming (E)
- 1935 Utah State (W), CSTC (E)
- 1936 Utah State (W), Wyoming (E)
- 1937 Utah/Montana St. (W), Colorado/Denver (E)

MOUNTAIN STATES CONFERENCE (SKYLINE)

- 1938 Utah/Colorado
- 1939 Colorado
- 1940 Colorado
- 1941 Wyoming
- 1942 Colorado
- 1943 **BYU** (West), Wyoming (East)
- 1944 No Champion
- 1945 Utah
- 1946 Wyoming
- 1947 Wyoming
- 1948 **BYU**
- 1949 Wyoming
- 1950 **BYU**
- 1951 **BYU**
- 1952 Wyoming
- 1953 Wyoming
- 1954 Colorado A&M
- 1955 Utah
- 1956 Utah
- 1957 **BYU**
- 1958 Wyoming
- 1959 Utah
- 1960 Utah
- 1961 Utah/Colorado St.
- 1962 Utah

WESTERN ATHLETIC CONFERENCE

- 1963 Arizona State
- 1964 New Mexico/Arizona St.
- 1965 **BYU**
- 1966 Utah
- 1967 **BYU**/Wyoming
- 1968 New Mexico
- 1969 **BYU**/Wyoming
- 1970 UTEP
- 1971 **BYU**
- 1972 **BYU**
- 1973 Arizona State
- 1974 New Mexico
- 1975 Arizona State
- 1976 Arizona
- 1977 Utah
- 1978 New Mexico
- 1979 **BYU**

- 1980 **BYU**
- 1981 Utah/Wyoming
- 1982 Wyoming
- 1983 **BYU**/Utah/UTEP
- 1984 UTEP
- 1985 UTEP
- 1986 Utah/Wyoming/UTEP
- 1987 UTEP
- 1988 **BYU**
- 1989 Colorado State
- 1990 **BYU**/Colorado State
- 1991 Utah
- 1992 **BYU**/UTEP
- 1993 **BYU**/Utah
- 1994 New Mexico
- 1995 Utah
- 1996 Utah
- 1997 Utah
- 1998 Utah (Mountain)
- 1999 Utah

MOUNTAIN WEST CONFERENCE

- 2000 Utah/UNLV
- 2001 **BYU**/Utah/Wyoming
- 2002 Wyoming
- 2003 **BYU**/Utah
- 2004 Air Force
- 2005 Utah
- 2006 San Diego State
- 2007 **BYU**
- 2008 **BYU**
- 2009 **BYU**/New Mexico/Utah
- 2010 New Mexico
- 2011 **BYU**/San Diego State

WEST COAST CONFERENCE

- 2012 Saint Mary's
- 2013 Gonzaga
- 2014 Gonzaga

BYU CONFERENCE TOURNAMENT RESULTS



At the 2011 MWC Tournament, Jimmer Fredette scored 52 points in BYU's win over New Mexico in the semifinals.

CONFERENCE PLAYOFF SERIES

1924	Colorado College (Rocky Mtn.)	2-1	W	3/10/01	v. New Mexico	69-65	W
1925	at Colorado College (Rocky Mtn.)	0-3	L	3/7/02	v. San Diego St. (in Las Vegas)	51-62	L
1932	at Wyoming (Rocky Mtn.)	1-2	L	3/13/03	v. New Mexico (in Las Vegas)	71-56	W
1933	Wyoming (Rocky Mtn.)	2-1	W	3/14/03	v. Colorado State	86-80 (OT)	L
1934	at Wyoming (Rocky Mtn.)	0-3	L	3/11/04	v. Wyoming (in Denver)	79-74	W
1943	at Wyoming (Skyline)	0-3	L	3/12/04	v. Utah	51-54	L

WESTERN ATHLETIC CONFERENCE TOURNAMENT

3/9/84	v. New Mexico (in El Paso)	55-64	L	3/9/07	v. Wyoming	96-84	W
3/4/85	Air Force (in Provo)	79-82	L	3/10/07	at UNLV	70-78	L
3/6/86	v. New Mexico (in Laramie)	68-79	L	3/13/08	v. Colorado St. (in Las Vegas)	89-62	W
3/5/87	v. Air Force (in Albuquerque)	82-79 (OT)	W	3/14/08	v. San Diego State	63-54	W
3/6/87	at New Mexico	86-93	L	3/15/08	at UNLV	61-76	L
3/10/88	Hawaii (in Provo)	76-74	W	3/12/09	v. Air Force (in Las Vegas)	80-69	W
3/11/88	UTEP	63-66	L	3/13/09	v. San Diego State	62-64	L
3/10/89	v. Hawaii (in SLC)	69-72	L	3/11/10	v. TCU (in Las Vegas)	95-85	W
3/8/90	v. Utah (in El Paso)	61-62 (OT)	L	3/12/10	at UNLV	66-70	L
3/7/91	v. CSU (in Laramie)	69-56	W	3/10/11	v. TCU (in Las Vegas)	64-58	W
3/8/91	v. Hawaii	73-71 (OT)	W	3/11/11	v. New Mexico	87-76	W
3/9/91	v. Utah	51-49 (OT)	W	3/12/11	v. San Diego State	54-72	L
3/12/92	v. Air Force (in Ft. Collins)	72-51	W				
3/13/92	v. Utah	75-62	W				
3/14/92	v. UTEP	73-71	W				
3/11/93	v. Hawaii (in SLC)	85-71	W				
3/12/93	v. New Mexico	59-68	L				
3/10/94	v. Utah (in SLC)	96-65	W				
3/11/94	v. Fresno State	87-72	W				
3/12/94	v. Hawaii	66-73	L				
3/9/95	v. CSU (in Albuquerque)	73-75	L				
3/7/96	v. CSU (in Albuquerque)	84-100	L				
3/3/98	v. Tulsa (in Las Vegas)	56-59	L				
3/2/99	v. TCU (in Las Vegas)	90-74	W				
3/4/99	v. Utah	62-81	L				

MOUNTAIN WEST CONFERENCE TOURNAMENT

3/9/00	v. New Mexico (in Las Vegas)	55-43	W
3/10/00	v. Utah	58-54	W
3/11/00	at UNLV	56-79	L
3/8/01	v. Air Force (in Las Vegas)	69-54	W
3/9/01	v. Wyoming	77-66	W

WEST COAST CONFERENCE TOURNAMENT

3/2/12	v. San Diego (in Las Vegas)	73-68	W
3/3/12	v. Gonzaga	58-77	L
3/8/13	v. San Diego	69-72	L
3/8/14	v. Loyola Marymount	85-74	W
3/10/14	v. San Francisco	79-77 (OT)	W
3/11/14	v. Gonzaga	64-75	L

MWC/WAC/WCC TOURNAMENT RECORDS

Conference Tournament Record	30-27
First Round Record	18-12
Second Round Record	9-9
Championship Finals Record	3-6
WAC Tournament Record	12-13
MWC Tournament Record	15-11
WCC Tournament Record	3-3
Tournament Record (NEUTRAL)	29-20
Tournament Record (HOME)	1-2
Tournament Record (AWAY)	0-5

BYU CONFERENCE CHAMPIONSHIP TEAMS (29 TITLES)

1921-22

BYU won its second title in the Western Division with a 3-1 conference record, beating out rivals from the University of Utah.

1923-24

A 7-1 conference record gave the Cougars their third Western Division title. They met the Eastern Division winner, Colorado College, in the first playoff series in a decade. BYU won the series 2-1 and was crowned the undisputed Rocky Mountain Conference Champion.

1924-25

BYU repeated its championship run and once again won the Western Division title, finishing 6-2 in conference and 11-6 overall. The title was the third in four years for the Cougars. BYU once again met Colorado College in the Conference Championship Series but was swept in Colorado Springs.

1931-32

Led by sophomore Elwood Romney, a first-team all-conference selection, BYU tied with Utah for the West title and then defeated the Utes in a one-game playoff, earning the chance to meet Wyoming in the Conference Championship Series. Despite an 8-4 conference finish, the Cougars were swept by the Cowboys.

1932-33

For the second straight season, the Western Division ended in a tie between BYU and Utah. After going 9-3 in conference and 18-7 overall, the Cougars once again defeated the Utes and met Wyoming in the Championship Series. This time, BYU emerged victorious, winning 2-1 and thus winning the Conference Championship for the first time since 1924.

1933-34

The Cougars finished the season 9-3 in conference and 18-11 overall to win the Western Division title for the third year in a row. BYU once again met Wyoming in the Championship playoff series, but the Cougars were defeated 2-1.

1942-43

After switching to the Skyline Conference in 1937, the 1942-43 Cougars won their first Skyline Conference Western Division title. A 7-1 conference record earned the team the opportunity to play Wyoming in the Championship Series. However, despite the efforts of first-team all-conference selection Brady Walker, the Cougars lost to Wyoming in three straight games.

1947-48

As the conference consolidated into one division, the Cougars finished 8-2 and took first place. Joe Nelson and Randy Clark were both named first-team all-conference players. Nelson led the Skyline Conference in scoring, racking up 203 points in conference play and averaging 20.3 points per game.

1949-50

After winning the conference preseason trophy, the Cougars finished 14-6 in conference and had their first 20-win season, going 22-12. BYU was led by a talented trio consisting of Joe Nelson, Roland Minson and Mel Hutchins, each averaging over 10 points per game. All three players earned NCAA honors at season's end.

1950-51

The Cougars repeated as Skyline Conference Champions and won their third title in four years with a 15-5 record in conference and an amazing 28-9 record overall. Once again led by Roland Minson and Mel Hutchins, the Cougars were ranked as high as third nationally and went on to win the NIT. They also set a school record with a 91-point offensive showcase against Denver.

1956-57

The Cougars won their last Skyline Conference Championship in this season, finishing 11-3 in conference and 19-9 overall. Led by Tom Steinke and John Benson, who each averaged almost 20 points per game, BYU went on to finish third in the NCAA West Regionals.

1964-65

The 1964-65 team won the first WAC Championship for BYU and first conference title since 1957. The team finished the season with a 21-7 mark and was ranked sixth nationally in the final wire service poll of the season. BYU finished second to Miami (Fla.) in scoring offense. John Fairchild was named WAC Player of the Year and led the team with 21.5 points a game.

1966-67

The Cougars surprised many by winning a share of the WAC title and finishing 14-10. There were no real standouts on the team as eight players won game-high honors during the season. BYU remained undefeated for the second straight year at home.

1968-69

BYU finished the season at 17-12 and

had been picked in the preseason polls to finish third or lower. They won a first-round berth in the NCAA Tournament but lost to New Mexico State. Remarkably, six players ended the season with scoring averages in double figures.

1970-71

The Cougars finished 18-11 to grab the WAC title. They lost to eventual NCAA Champion UCLA in the NCAA Regionals. The team was led by Bernie Fryer, who averaged 19.2 points, and Steve Kelly, who scored 17.9 points per game.

1971-72

The 1971-72 season was Coach Stan Watts' final year and one of the most exciting in Cougar history. The team finished with a 21-5 record and made it to the NCAA Tournament.

1978-79

One of the most exciting aspects of the 1978-79 season was the expectation that Cougar success would carry over into the next year. The Cougars were 20-8 and were led by Danny Ainge with 18.4 points per game. Ainge moved into the top 10 in BYU scoring history after just two seasons. The Cougars made it to the first round of the NCAA Tournament.

1979-80

A record of 24-5 was the best yet for a BYU team. The Cougars had been ranked as high as No. 6 by sports writers. All the starters from the previous year returned to help defend the WAC title. Danny Ainge once again led the team with 19.1 points per game and moved into first place on the BYU all-time scoring list. The team had four future NBA players; Ainge, Devin Durrant, Fred Roberts and Greg Kite.

1982-83

Although the 1982-83 team finished in a three-way tie for the WAC championship, it was the first time in the previous five years that the Cougars did not advance to postseason play. The team's record was 15-14. Devin Durrant led BYU in scoring with 22.8 points per game. Greg Kite led the team in rebounding with 8.8 per game.

1987-88

In the 70-year history of BYU basketball, only the 1950-51 team had more victories than the 1987-88 team, and no team had a better winning percentage. The Cougars finished 26-6, winning 17 games in a row to start the year, a BYU basketball record. The team was led by All-American Michael Smith who

averaged 21.2 points and 7.8 rebounds per game.

1989-90

The Cougars went 21-9 and exceeded all expectations by winning the WAC title. The team was projected to finish sixth. They went on to lose a heart-breaker in the NCAA East Regional to Clemson 49-47. It was Roger Reid's first year as head coach. Marty Haws led the team in scoring with 18.5 points and 4.1 assists per game. Andy Toolson averaged 18.3 points per game.

1990-91 (Tournament)

With a 21-13 record, BYU finished in second place during the regular season in the WAC but went on to win the WAC Tournament and then advanced to the second round of the NCAA Tournament. Freshman Shawn Bradley led the nation in blocked shots with 177 and averaged 14.8 points a game. Steve Schreiner scored 14.2 points per game.

1991-92

Few thought at the beginning of the season that BYU would finish the season 25-7 and win the WAC. The Cougars went on to defeat UTEP in dramatic fashion at the WAC Tournament thanks to a 54-foot buzzer-beater by Kevin Nixon. The Cougars ran into Shaq and LSU in the first round of the NCAA Tournament to end the season. Gary Trost led the team in scoring with 14.2 points per game.

1992-93

The Cougars posted a 25-9 record, including 15-1 in the WAC, which tied the conference record for most wins. Nick Sanderson set a school record for 3-point attempts in a season with 209. Russell Larson set a new school record in field-goal percentage at .631. Gary Trost led the team in scoring for the second straight year with 15.2 points per game. BYU lost to Kansas in the second round of the NCAA Tournament.

2000-01

BYU finished 24-9 while earning its first conference tournament title since 1992, its first regular-season championship since 1993 and its first NCAA bid since 1995. The Cougars went 10-4 in Mountain West Conference play to earn a three-way share of the title with Utah and Wyoming. BYU won the MWC Tournament and earned the automatic bid to the NCAA Tournament with wins over Air Force, Wyoming and New Mexico at the Thomas & Mack Center in Las Vegas. BYU, the 12th seed, lost its first round NCAA game at Cox Arena in San Diego to No. 5-seed Cincinnati.

2002-03

BYU claimed a share of the Mountain West Conference regular-season title and an NCAA bid for the second time in three years. Playing among the nation's toughest schedules, including 11 different conferences on its non-league slate, the Cougars finished the year 23-9 overall and earned their 26th conference title, going 11-3 in MWC games along with Utah. BYU Coach Steve Cleveland was named the MWC Coach of the Year, and senior guard Travis Hansen was one of two consensus first-team All-MWC players and the MWC's Co-Defensive Player of the Year. The Cougars had the MWC's top defense and also won the preseason Paradise Jam title in St. Thomas, U.S. Virgin Islands. Hansen led the team in scoring (16.8) and blocks (20) and was second in assists (2.4) and rebounds (4.8).

2006-07

BYU's second season under head coach Dave Rose not only improved upon his impressive inaugural campaign but also proved to be one of the best seasons a Cougar team has ever achieved in the program's 105-year history. After becoming the second-most improved team in the nation in Rose's first season at BYU, the Cougars responded in his second year with a 25-9 resume that included the program's first outright league championship since 1988, its first national top-25 ranking since 1993, its first season sweep over rival Utah since 1994 and its first NCAA Tournament invitation since 2004, including its highest seed since 1995. On the record books at BYU, only two teams (1951 -- 28 wins; 1988 -- 26 wins) won more games in a season than the 25 victories achieved by the Cougars in 2006-07. BYU defeated three nationally ranked teams in the process and earned a national ranking (No. 24) in the final Associated Press Top 25 Poll, something a Cougar team hadn't done since 1988.

2007-08

The Dave Rose-guided Cougars went 27-8 to win the second-most games in school history while becoming the first outright back-to-back Mountain West Conference Champions in league history. The team also achieved BYU's first consecutive appearances in the Top 25 polls since the 1980-81 and 1981-82 seasons and earned the program's first victory over a top-6 ranked team since 1965 with its triumph over Rick Pitino's sixth-rated Louisville Cardinals. The Cougars won the MWC regular-season title by two games over UNLV with an MWC-record 14-2 resume to finish the regular season with a school-record 25

regular-season victories. The consecutive outright league titles were the first for BYU since Danny Ainge played for the Cougars in 1978-79 and 1979-80. The conference crown was also BYU's 27th overall to rank the Cougars ninth all-time among all Division I programs.

2008-09

By capturing a share of the 2009 MWC regular season title, BYU became the first program in league history to win three-straight titles — a feat accomplished only one other time in program history, from 1932 to 1934. Heading into the final three games of the regular season BYU trailed league leader Utah by two games in the standings. The Cougars knocked off rival Utah at home before winning at Wyoming to pull into a tie for first. BYU downed Air Force in a hard-fought battle at home in the finale to claim a share of the title. At 25-8 the Cougars won at least 25 games for the third-straight season and appeared in the polls for a third-straight year for the first time since 1979-80, 1980-81 and 1981-82. With a 12-4 league mark BYU increased its all-time lead to 99 MWC wins and Dave Rose added to his total of 51 — third all-time in the MWC. Rose is the league's all-time leader in winning percentage (.797).

2010-11

Led by the National Player of Year in Jimmer Fredette and BYU's all-time steals leader Jackson Emery, the Cougars set numerous program records while capturing a share of the MWC regular season title. With an overall record of 32-5, BYU set team records for wins, winning percentage (.864) and wins away from home (19 total, 10 road and nine neutral). Fredette led the nation in scoring at 28.9 points per game and set the BYU single game (52 points vs. New Mexico), single season (1,068 points) and career (2,599 points) scoring records while Emery set the season (101) and career (249) steals records. BYU was ranked in the top 25 throughout the season and enjoyed nine-consecutive weeks ranked in the top 10. The Cougars swept San Diego State (ranked No. 4 and No. 6 at the time of the matchups) in the regular season to secure a share of the league title with a 14-2 mark. The Cougars earned a No. 3 seed in the NCAA Tournament and advanced to the Sweet 16 for the first time since 1981.



1902-03

Record: 4-5
Home: 2-3
Road: 2-2
Long Win Streak: 3
Long Loss Streak: 2
Coach: W.A. Colton

DATE	OPPONENT	SCORE	W/L
F 6	at LDSU	7-47	L
F 14	BY College	13-17	L
F 21	Weber Academy	30-18	W
F 27	at Weber Academy	17-16	W
F 28	at BY College	20-17	W
M 7	LDSU	13-23	L
M 21	at LDSU	13-30	L
M 28	Colorado	23-15	W
A 2	Colorado	10-16	L

1903-04

Record: 3-3
Home: 1-2
Road: 2-1
Long Win Streak: 2
Long Loss Streak: 2

DATE	OPPONENT	SCORE	W/L
J 9	Salt Lake H.S.	38-8	W
J 16	LDSU	17-22	L
J 22	at Weber Academy	43-13	W
J 23	at BY College	18-9	W
F 6	BY College	17-18	L
F 19	at LDSU	20-27	L

1904-05

Record: 9-3
Home: 5-1
Road: 4-2
Long Win Streak: 7
Long Loss Streak: 1

DATE	OPPONENT	SCORE	W/L
J 21	at A.F. Apollos	NS	L
J 28	LDSU	51-7	W
F 3	at State Deaf School	64-6	W
F 4	at BY College	22-14	W
F 10	A.F. Apollos	NS	W
F 11	BY College	19-12	W
F 18	Weber Academy	30-10	W
F 24	at LDSU	NS	W
F 25	at Weber Academy	14-16	L
M 4	State Deaf School	NS	W
M 4	at A.F. Apollos	10-7	W
M 25	Wheaton College (Ill.)	27-35	L

1905-06

Record: 11-1
Home: 6-1
Road: 5-0
Long Win Streak: 6
Long Loss Streak: 1
Coach: C.T. Teetzel

DATE	OPPONENT	SCORE	W/L
J 13	LDSU	25-12	W
J 19	Weber Academy	NS	W
J 27	State Deaf School	62-4	W
F 9	at Weber Academy	15-11	W
F 10	at State Deaf School	NS	W
F 13	Chicago YMCA	14-22	L
F 16	at LDSU	19-17	W
F 23	at Utah State	21-14	W
F 24	at BY College	20-18	W
M 2	Minn. Red Wings	20-18	W
M 3	Utah State	19-11	W
M 17	BY College	20-19	W

1906-07

Record: 7-3
Home: 5-1
Road: 2-1
Neutral: 0-1
Long Win Streak: 3
Long Loss Streak: 1
Coach: C.T. Teetzel

DATE	OPPONENT	SCORE	W/L
J 19	Weber Academy	72-9	W
J 26	BY College (OT)	26-24	W
F 1	at LDSU	32-29	W
F 7	Chicago Crescents	21-24	L
F 16	Utah State	44-11	W
F 23	!Weber Academy	2-0	W
M 1	at Utah State	23-12	W
M 2	at BY College	16-19	L



FRED BENNION
Years: 1908-10 (2)
Record: 16-6 (.727)

M 8 LDSU 30-19 W
M 16 v. BY College (OT) 24-27 L
! - forfeit

1907-08

Record: 4-2
Home: 3-1
Road: 1-1
Long Win Streak: 4
Long Loss Streak: 1
Coach: C.T. Teetzel

DATE	OPPONENT	SCORE	W/L
J 17	at BY College	14-16	L
J 18	at Utah State	29-16	W
J 25	LDSU (OT)	20-19	W
F 1	Utah State	43-19	W
F 15	LDSU	26-25	W
F 22	BY College	22-27	L

1908-09

Record: 7-4
Home: 4-2
Road: 3-2
Long Win Streak: 4
Long Loss Streak: 3
Coach: Fred Bennion

DATE	OPPONENT	SCORE	W/L
D 12	YMCA	23-29	L
J 9	at YMCA	17-31	L
J 16	at LDSU	16-30	L
J 23	Utah	32-9	W
J 30	BY College	35-21	W
F 6	Utah State	37-11	W
F 20	LDSU	28-33	L
F 22	Oregon	26-24	W
F 26	at Utah State	37-13	W
F 27	at BY College	34-27	W
M 5	at Utah	40-27	W

1909-10

Record: 9-2
Home: 5-1
Road: 4-1
Long Win Streak: 8
Long Loss Streak: 1
Coach: Fred Bennion

DATE	OPPONENT	SCORE	W/L
J 8	YMCA	28-26	W
J 14	at BY College	33-13	W
J 15	at Utah State	40-20	W
J 22	BY College	42-14	W
F 5	at Utah	31-27	W
F 11	Utah	31-17	W
F 12	at LDSU	29-21	W
F 18	Utah State	47-31	W
F 22	YMCA	21-26	L
F 25	LDSU	47-12	W
F 26	at YMCA	13-23	L

1910-11

Record: 8-0
Home: 5-0
Road: 3-0
Long Win Streak: 8
Coach: Henry Rose

DATE	OPPONENT	SCORE	W/L
------	----------	-------	-----

J 7	at Snow Academy	45-25	W
J 14	Alumni	32-22	W
J 21	YMCA	41-17	W
J 28	Utah	47-27	W
F 4	at Utah State	29-19	W
F 18	Utah State	37-21	W
F 25	at Utah	33-26	W
F 27	Hamilton, Wisc.	27-26	W

1911-12

Record: 7-0
Home: 5-0
Road: 2-0
Long Win Streak: 7
Coach: E.L. Roberts

DATE	OPPONENT	SCORE	W/L
J 13	Alumni	40-19	W
J 20	BY College	48-20	W
J 27	LDSU	51-12	W
F 3	Utah State	36-17	W
F 9	at Utah State	37-16	W
F 17	at Utah	36-25	W
M 2	Utah	32-25	W

1912-13

Record: 7-3
Home: 5-2
Road: 2-1
Long Win Streak: 5
Long Loss Streak: 2
Coach: E.L. Roberts

DATE	OPPONENT	SCORE	W/L
D 14	Weber Academy	48-34	W
J 11	Alumni	61-26	W
J 18	LDSU	34-20	W
J 25	Burlington (S.L.)	49-17	W
F 1	BY College	40-29	W
F 8	Utah	31-49	L
F 14	at BY College	28-26	W
F 15	at Utah State	33-23	W
F 22	at Utah (OT)	26-29	L
M 1	Utah State	20-29	L

1913-14

Record: 8-2
Home: 6-0
Road: 2-2
Long Win Streak: 4
Long Loss Streak: 1
Coach: E.L. Roberts

DATE	OPPONENT	SCORE	W/L
J 10	S.L. Hardware	53-18	W
J 17	Deseret Business	44-13	W
J 31	BY College	43-23	W
F 5	Montana State	67-14	W
F 14	at Utah	23-36	L
F 21	Utah State	41-21	W
F 28	Utah	32-24	W
M 6	at Utah State	28-19	W
M 7	at BY College	22-15	W
M 9	at Oneida Academy	25-26	L



E.L. ROBERTS
Years: 1911-20, 25-28 (12)
Record: 87-49 (.640)

1914-15

Record: 6-2
Home: 4-0
Road: 2-2
Long Win Streak: 6
Long Loss Streak: 1
Coach: E.L. Roberts

DATE	OPPONENT	SCORE	W/L
J 15	at Apollon	23-27	L
J 16	Apollon	35-25	W
J 30	BY College	37-32	W
F 13	Utah State	29-21	W
F 20	Utah	29-28	W
F 26	at Utah State	31-23	W
F 27	at BY College	24-18	W
M 12	at Utah	20-38	L

1915-16

Record: 3-3
Home: 3-1
Road: 0-2
Long Win Streak: 2
Long Loss Streak: 2
Coach: E.L. Roberts

DATE	OPPONENT	SCORE	W/L
J 15	Springville H.S.	44-17	W
F 4	at Utah	26-41	L
F 12	Utah State	42-17	W
F 19	Iola (KS) YMCA	70-25	W
F 26	at Utah State	23-37	L
M 4	Utah	30-38	L

1916-17

Record: 14-2
Home: 8-0
Road: 3-1
Neutral: 3-1
Long Win Streak: 14
Long Loss Streak: 1
Coach: E.L. Roberts

DATE	OPPONENT	SCORE	W/L
D 13	at Springville H.S.	19-20	L
J 6	BY H.S.	50-20	W
J 13	West H.S.	42-24	W
J 20	Springville H.S.	61-24	W
J 27	LDSU	38-19	W
J 29	Chicago Cres.	51-9	W
F 3	at BY College	84-37	W
F 10	Utah	38-32	W
F 17	Utah State	43-22	W
F 23	at Utah	54-33	W
M 3	Alumni	50-19	W
M 8	at Utah State	34-27	W
M 14	#Brown-King (SL)	52-21	W
M 15	#NW Normal (OK)	35-24	W
M 16	#Seward Park Bro.	27-16	W
M 17	#Illinois AC	14-27	L

1917-18

Record: 5-3
Conference: 1-1, T2nd RMC
Home: 3-2
Road: 2-1
Long Win Streak: 2
Long Loss Streak: 1
Coach: E.L. Roberts

DATE	OPPONENT	SCORE	W/L
N 29	at Lehi H.S.	30-34	L
J 12	BY H.S.	40-28	W
J 19	Lehi H.S.	67-30	W
J 25	BY College (OT)	32-36	L
F 1	Hinckley Academy	58-28	W
F 9	Utah	21-27	L
F 11	at American Fork H.S.	48-35	W
F 23	at Utah	38-28	W

1918-19

Record: 5-3
Conference: 1-3, 3rd RMC
Home: 4-2
Road: 1-1
Long Win Streak: 4
Long Loss Streak: 2
Coach: E.L. Roberts

DATE	OPPONENT	SCORE	W/L
	Pleasant Grove H.S.	58-19	W
	Lehi H.S.	72-14	W
	Springville H.S.	46-19	W
F 6	at Spanish Fork H.S.	87-18	W

F 7	at Utah	22-50	L
F 15	BY College	50-24	W
M 1	Utah State	23-26	L
M 8	Utah	21-31	L

1919-20

Record: 4-2
Conference: 0-2, T3rd RMC
Home: 2-0
Road: 2-2
Long Win Streak: 4
Long Loss Streak: 2
Coach: E.L. Roberts

DATE	OPPONENT	SCORE	W/L
J 9	at Springville H.S.	34-19	W
J 10	BY H.S.	49-32	W
J 21	at American Fork Legion	56-34	W
J 24	Lehi Legion	47-20	W
J 31	at Utah State	27-55	L
M 4	at Utah	30-41	L

1920-21

Record: 10-2
Conference: 2-2, 2nd RMC
Home: 9-0
Road: 1-2
Long Win Streak: 10
Long Loss Streak: 1
Coach: Alvin Twitchell

DATE	OPPONENT	SCORE	W/L
	at Lehi Legion	16-39	L
	Utah AA	33-29	W
	BY H.S.	56-23	W
	Alumni	29-25	W
	Pleasant Grove High	43-14	W
	Alumni	29-25	W
	Provo Legion	36-30	W
J 22	Utah	22-16	W
F 5	at Utah State	43-45	W
	Provo Legion	31-25	W
F 26	Utah State	30-28	W
M 5	at Utah	16-29	L

1921-22

Record: 9-3
Conference: 3-1, 1st RMC
Home: 6-2
Road: 3-1
Long Win Streak: 6
Long Loss Streak: 1
Coach: Alvin Twitchell

DATE	OPPONENT	SCORE	W/L
	Provo Legion	24-36	L
	Provo Legion	35-24	W
	WAA	28-31	L
	Lehi H.S.	47-23	W
	BYU Frosh	32-22	W
	at Lehi H.S.	26-23	W
	A.F. Legion	44-24	W
	A.F. Legion	36-10	W
F 3	Utah	29-16	W
F 11	Utah State	39-22	W
F 25	at Utah	32-27	W
M 3	at Utah State	34-36	L

1922-23

Record: 7-5
Conference: 4-4, T2nd RMC
Home: 6-1
Road: 1-4
Long Win Streak: 6
Long Loss Streak: 5
Coach: Alvin Twitchell

DATE	OPPONENT	SCORE	W/L
J 4	at Carbon County H.S.	51-25	W
J 13	BY H.S.	24-17	W
J 20	West H.S.	44-20	W
J 24	Provo H.S.	30-20	W
J 26	Utah	36-29	W
J 27	Utah	25-19	W
F 2	at Utah State	19-55	L
F 3	at Utah State	30-36	L
F 16	at Utah	33-35	L
F 17	at Utah	18-24	L
F 23	Utah State	22-23	L
F 24	Utah State	37-26	W

1923-24

Record: 14-4
Conference: 6-2, 1st RMC
Home: 9-4
Road: 5-0



ALVIN TWITCHELL
Years: 1920-25 (5)
Record: 50-20 (.714)

Long Win Streak: 5
Long Loss Streak: 1
Coach: Alvin Twitchell

DATE	OPPONENT	SCORE	W/L
	at Nephi H.S.	NS	W
	Wasatch H.S.	38-21	W
J 10	Colorado College	36-39	L
J 11	Colorado College (OT)	40-38	W
J 12	Colorado College	32-25	W
J 12	LDSU	34-38	L
J 18	Idaho AC	35-18	W
J 19	Nephi H.S.	39-25	W
J 25	at Utah	38-21	W
J 26	at Utah	36-26	W
J 29	Colorado Technical College	27-33	L
J 30	Colorado Technical College	34-31	W
F 8	Utah State	36-43	L
F 9	Utah State	38-21	W
F 15	Utah	37-22	W
F 16	Utah	34-32	W
F 22	at Utah State	30-27	W
F 23	at Utah State	32-25	W

1924-25

Record: 10-6
Conference: 7-1, 1st RMC
Home: 2-0
Road: 2-2
Long Win Streak: 4
Long Loss Streak: 2
Coach: Alvin Twitchell

DATE	OPPONENT	SCORE	W/L
J 9	Nephi H.S.	44-20	W
J 10	Provo H.S.	31-24	W
J 17	Apex	34-22	W
J 23	at Utah State	29-26	W
J 24	at Utah State	22-42	L
F 6	Utah	33-35	L
F 7	Utah	42-25	W
F 13	Utah State	48-36	W
F 14	Utah State	24-23	W
F 20	Western State	54-18	W
F 21	Western State	55-27	W
F 27	at Utah	24-36	L
F 28	at Utah	41-36	W
M 19	at Colorado College	32-41	L
M 20	at Colorado College	34-42	L
M 21	at Colorado College	25-39	L

1925-26

Record: 11-5
Conference: 7-5, 2nd RMC
Home: 7-3
Road: 4-2
Long Win Streak: 4
Long Loss Streak: 3
Coach: E.L. Roberts

DATE	OPPONENT	SCORE	W/L
J 6	SE College (OK)	40-21	W
J 14	Apex	33-31	W
J 22	at Utah	22-21	W
J 23	at Utah	35-31	W
J 29	Utah State	31-49	L
J 30	Utah State	36-32	W
F 5	at Montana State	18-41	L
F 6	at Montana State	31-36	L

ALL-TIME SEASON RESULTS



F 12	Utah	34-39	L
F 13	Utah	37-24	W
F 19	at Western State	53-22	W
F 20	at Western State	38-30	W
F 26	Utah State	52-43	W
F 27	Utah State	34-36	L
M 3	Montana State	52-33	W
M 4	Montana State	36-20	W

F	at Utah State	41-52	L
F	at Utah State	42-48	L
M	at Montana State	44-69	L
M	at Montana State	41-57	L

1928-29

Record: 20-10
 Conference: 6-6, T2nd, RMC
 Home: 10-5
 Road: 10-4
 Neutral: 0-1
 Long Win Streak: 2
 Long Loss Streak: 8
 Coach: G. Ott Romney

DATE	OPPONENT	SCORE	W/L
D 8	Alumni	36-48	L
D 8	Vico Oil	38-37	W
D 14	Dixie College	34-24	W
D 14	Snow College	41-26	W
D 17	Colorado State College	47-39	W
D 18	at Arthur Academy	42-60	L
D 26	v. North Dakota	50-53	L
D 28	North Dakota	42-26	W
D 29	North Dakota	31-30	W
J 2	at Los Angeles Academy	32-23	W
J 3	at Alhambra Academy	33-26	W
J 4	at Hollywood Academy	49-44	W
J 5	at Pacific Coast Academy	41-28	W
J 7	at Las Vegas Academy	42-26	W
J 9	Phillips	40-30	W
J 10	Phillips	38-51	L
J 18	Utah	41-38	W
J 19	Utah	49-45	W
J 23	at Montana Normal	77-25	W
J 24	at Montana Mines	29-25	W
J 25	at Montana State	36-72	L
J 26	at Montana State	37-67	L
F 1	at Utah State	53-45	W
F 2	at Utah State	46-34	W
F 8	at Utah	41-56	L
F 9	at Utah	53-37	W
F 18	Montana State	42-70	L
F 19	Montana State	57-66	L
M 1	Utah State	49-45	W
M 2	Utah State	50-52	L

DATE	OPPONENT	SCORE	W/L
N 29	Alumni	57-49	W
D 5	Deseret News Academy	63-30	W
D 6	Alumni	80-68	W
D 11	at Rock Springs Academy	47-50	L
D 12	at Wyoming	36-37	L
D 13	at Wyoming	46-42	W
D 15	at Colorado State College	42-29	W
D 17	at Henry's (Wichita)	29-61	L
D 19	at Butler	34-45	L
D 20	at Illinois Wesleyan	34-33	W
D 22	at Marquette	31-35	L
D 26	at John Carroll	58-27	W
D 27	at Western Reserve	42-27	W
D 29	at Michigan State	28-29	L
D 30	at Chicago	38-35	W
D 31	at St. Louis	37-32	W
J 1	at Wittenberg	36-43	L
J 3	at Cincinnati	41-27	W
J 5	Nebraska	55-44	W
J 8	Henry's (Wichita)	45-52	L
J 12	Montana State	63-52	W
J 13	Montana State (OT)	54-50	W
J 23	Utah (OT)	51-52	L
J 24	Utah	43-45	L
J 30	at Utah State	59-61	L
J 31	at Utah State	45-39	W
F 6	at Montana State	27-42	L
F 7	at Montana State	53-41	W
F 9	at Idaho State	76-34	W
F 20	Utah State	61-51	W
F 21	Utah State	53-40	W
F 27	at Utah	39-49	L
F 28	at Utah	57-49	W

1931-32

Record: 20-12
 Conference: 8-4, 11st RMC
 Home: 11-3
 Road: 8-9
 Neutral: 1-0
 Long Win Streak: 5
 Long Loss Streak: 3
 Coach: G. Ott Romney

DATE	OPPONENT	SCORE	W/L
N 26	Utah State Alumni	62-51	W
N 27	Utah Alumni	55-33	W
N 28	Alumni	58-36	W
D 4	Gila College	50-23	W
D 5	Gila College	52-28	W
D 11	at Wisconsin	16-32	L
D 12	at Loyola (Ill.)	30-35	L
D 14	at Marquette	28-32	L
D 15	at Iowa State	28-47	L
D 17	at Nebraska	31-27	W
D 19	at Creighton	36-41	L
D 21	at Wyoming	47-57	L
D 22	at Wyoming	31-61	L
D 28	Olson's Swedes	35-25	W
J 7	Henry's (Wichita)	43-30	W
J 8	Henry's (Wichita)	39-22	W
J 15	at Utah	44-36	W
J 16	at Utah	39-40	L
J 22	Utah State (OT)	45-47	L
J 23	Utah State	40-37	W
J 29	at Montana State	36-23	W
J 30	at Montana State	37-22	W
F 5	Utah	32-35	L
F 6	Utah	43-34	W
F 15	Montana State	48-26	W
F 16	Montana State	42-43	L
F 26	at Utah State	39-32	W
F 27	at Utah State	63-50	W
M 1	vs. Utah	35-33	W
M 3	at Wyoming	33-37	L
M 4	at Wyoming	28-29	L
M 5	at Wyoming	38-22	W

1932-33

Record: 20-7
 Conference: 9-3, 1st RMC
 Home: 9-4
 Road: 10-3
 Neutral: 1-0
 Long Win Streak: 6
 Long Loss Streak: 2
 Coach: G. Ott Romney

DATE	OPPONENT	SCORE	W/L
D 8	Alumni	47-26	W
D 8	Alumni	43-35	W
D 16	at Western State	58-20	W
D 17	at Western State	49-41	W
D 19	at Colorado State College	38-33	W
D 20	at Colorado State College	46-36	W



G. OTT ROMNEY
 Years: 1928-35 (7)
 Record: 139-71 (.662)

1926-27

Record: 5-14
 Conference: 1-11, 4th RMC
 Home: 4-8
 Road: 1-5
 Long Win Streak: 1
 Long Loss Streak: 6
 Coach: E.L. Roberts

DATE	OPPONENT	SCORE	W/L
D 18	Dixie College	40-25	W
D 29	at Hinkley Academy	15-35	L
J 7	BY H.S.	22-24	L
J 8	BY H.S.	44-22	W
J 14	Arthur Academy	40-42	L
J 15	Alumni	47-33	W
J 21	at Utah State	47-50	L
J 22	at Utah State	34-62	L
J 28	Utah	39-42	L
J 29	Utah	35-37	L
F 4	at Montana State	37-64	L
F 5	at Montana State	33-49	L
F 12	Apex	50-22	W
F 18	Montana State	20-43	L
F 19	Montana State	38-53	L
F 25	at Utah	31-34	L
F 26	at Utah (OT)	40-34	W
M 4	Utah State	38-44	L
M 5	Utah State	35-42	L

1927-28

Record: 13-10
 Conference: 3-9, 4th RMC
 Home: 7-6
 Road: 6-4
 Long Win Streak: 9
 Long Loss Streak: 7
 Coach: E.L. Roberts

DATE	OPPONENT	SCORE	W/L
D 10	Arthur Academy	41-39	W
D 17	Oregon State	22-37	L
D 22	Ricks College	53-31	W
D 28	at Milford Academy	42-41	W
D 29	at Branch Academy	59-22	W
D 30	at Dixie College	30-24	W
D 31	at Dixie College	32-25	W
J 7	Branch AC	53-27	W
J 13	Milford AC	45-39	W
J 14	Milford Academy	45-34	W
J 14	Alumni	47-33	W
J 20	Montana State	41-43	L
J 21	Montana State	37-43	L
J 27	at Utah	37-30	W
J 28	at Utah	35-31	W
F 10	Utah State	49-34	W
F 11	Utah State	31-39	L
F 17	Utah	25-31	L
F 18	Utah	26-31	L

1929-30

Record: 23-7
 Conference: 6-6, 3rd RMC
 Home: 12-2
 Road: 11-5
 Long Win Streak: 9
 Long Loss Streak: 2
 Coach: G. Ott Romney

DATE	OPPONENT	SCORE	W/L
D 4	38th Infantry	55-26	W
D 4	College All-Stars	63-44	W
D 11	Alumni	63-45	W
D 16	Wyoming	47-25	W
D 18	Wyoming	51-38	W
D 21	at UCLA	47-40	W
D 23	at UCLA	43-47	L
D 26	at Los Angeles	45-39	W
D 27	at Pacific Coast Academy	34-33	W
D 28	at Hollywood Academy	79-50	W
D 30	at Occidental	47-43	W
J 2	at San Bernardino JC	49-23	W
J 3	at Dixie College	36-32	W
J 4	at Snow College	41-28	W
J 10	Nevada-Reno	44-26	W
J 11	Nevada-Reno	46-35	W
J 17	Utah State	37-39	L
J 18	Utah State	53-37	W
J 24	Montana State	43-69	L
J 25	Montana State	45-42	W
J 31	at Utah	49-53	L
F 1	at Utah	30-38	L
F 7	at Montana State	47-41	W
F 8	at Montana State	39-70	L
F 10	at Idaho State	51-23	W
F 14	at Utah State	49-36	W
F 15	at Utah State	41-55	L
F 21	Montana Miners	56-37	W
F 28	Utah	56-31	W
M 1	Utah	59-42	W

1930-31

Record: 20-13
 Conference: 7-5, T2nd RMC
 Home: 8-3
 Road: 12-10
 Long Win Streak: 4
 Long Loss Streak: 3
 Coach: G. Ott Romney

D 21	at Denver Piggy Wiggly	20-41	L
D 22	at Colorado College	43-30	W
D 23	at Colorado College	55-34	W
J 5	Henry's (Wichita)	30-47	L
J 6	Olson's Swedes	31-32	L
J 13	Utah	40-27	W
J 14	Utah	33-34	W
J 20	at Montana State	53-38	W
J 21	at Montana State	33-26	W
J 27	at Utah State	33-40	L
J 28	at Utah State	59-44	W
F 6	Montana State	42-29	W
F 7	Montana State	53-27	W
F 17	at Utah	43-42	W
F 18	at Utah	36-50	L
F 24	Utah State	37-30	W
F 25	Utah State	48-36	W
M 4	vs. Utah	43-26	W
M 9	Wyoming	25-35	L
M 10	Wyoming	37-33	W
M 11	Wyoming	41-39	W

1933-34

Record: 18-12
 Conference: 9-3, 1st RMC
 Home: 10-2
 Road: 8-8
 Neutral: 0-2
 Long Win Streak: 8
 Long Loss Streak: 4
 Coach: G. Ott Romney

DATE	OPPONENT	SCORE	W/L
D 6	Clark's Ins.	56-38	W
D 6	Alumni	56-51	W
D 11	Ogden Boosters	30-31	L
D 13	Denver Academy	47-50	L
D 18	Colorado College	43-27	W
D 19	Granite Mart	56-35	W
D 21	vs. Ogden Boosters	26-36	L
D 22	vs. USC	33-36	L
D 26	at Denver Piggy Wiggly	25-49	L
D 27	at Denver	43-38	W
D 28	at Denver AC	36-35	W
D 29	at Colorado Colorado	31-42	L
D 30	at Western State	51-42	W
J 1	at Western State	54-32	W
J 2	at Cook's Sporting Goods	59-26	W
J 12	Utah State	57-34	W
J 13	Utah State	42-35	W
J 19	Montana State	48-31	W
J 20	Montana State	52-37	W
J 26	at Utah	41-37	W
J 27	at Utah	30-43	L
F 9	Utah	45-31	W
F 10	Utah	40-28	W
F 16	at Utah State	48-37	W
F 17	at Utah State	35-43	L
F 23	at Montana State	44-30	W
F 24	at Montana State	23-32	L
M 8	at Wyoming	38-43	L
M 9	at Wyoming (OT)	44-47	L
M 10	at Wyoming	34-43	L

1934-35

Record: 18-10
 Conference: 6-6, 2nd RMC
 Home: 14-4
 Road: 3-6
 Neutral: 1-0
 Long Win Streak: 11
 Long Loss Streak: 4
 Coach: G. Ott Romney

DATE	OPPONENT	SCORE	W/L
N 21	Alumni	68-51	W
N 21	Alumni	51-53	L
N 30	Gibbs Institute	65-26	W
N 30	Alumni	34-40	L
D 5	Pinney Beverage	49-33	W
D 10	CYO	63-37	W
D 13	Denver AC	29-36	L
D 20	at Creighton	48-38	W
D 21	at Colorado State College	56-22	W
D 22	at Denver AC	33-41	L
D 28	Colorado State College	46-35	W
D 29	vs. Colorado State College	66-49	W
J 4	Branch AC	68-35	W
J 4	Dixie College	56-31	W
J 5	Branch AC	51-38	W
J 5	Dixie College	70-34	W
J 11	Utah	54-25	W
J 12	Utah	56-53	W
J 18	Montana State	62-28	W
J 19	Montana State	55-32	W
J 25	at Utah State	39-38	W

J 26	at Utah State	27-41	L
F 8	Utah State (OT)	47-48	L
F 9	Utah State	40-39	W
F 15	at Utah (OT)	46-50	L
F 16	at Utah	43-52	L
F 22	at Montana State	41-53	L
F 23	at Montana State	46-56	L

1935-36

Record: 16-9
 Conference: 6-6, 2nd RMC
 Home: 9-3
 Road: 7-6
 Long Win Streak: 7
 Long Loss Streak: 4
 Coach: Edwin R. Kimball

DATE	OPPONENT	SCORE	W/L
D 7	Alumni	72-52	W
D 13	Taylor Brothers	75-45	W
D 16	at Denver	45-49	L
D 17	at Nebraska	34-53	L



EDWIN R. KIMBALL
 Years: 1935-36, 38-41 (4)
 Record: 59-38 (.608)

D 18	at Hastings	54-30	W
D 19	at Creighton	43-26	W
D 20	at Colorado College	38-41	L
D 21	at Colorado College	61-45	W
D 24	at Drake	66-38	W
D 28	Nebraska	46-39	W
D 30	Fresno State	63-54	W
D 31	Fresno State	72-41	W
J 4	Pacific States Pipe	75-16	W
J 10	at Montana State	45-40	W
J 11	at Montana State	40-42	L
J 17	Utah	42-34	W
J 18	Utah	47-42	W
J 27	Montana State	63-31	W
J 28	Montana State	39-42	L
F 7	Utah State	35-36	L
F 8	Utah State	33-37	L
F 14	at Utah	35-36	L
F 15	at Utah	37-36	W
F 21	at Utah State	39-32	W
F 22	at Utah State	41-51	L

1936-37

Record: 17-10
 Conference: 5-7, T3rd RMC
 Home: 8-3
 Road: 8-6
 Neutral: 1-1
 Long Win Streak: 7
 Long Loss Streak: 4
 Coach: Fred "Buck" Dixon

DATE	OPPONENT	SCORE	W/L
D 5	Alumni	40-29	W
D 5	Alumni	58-31	W
D 11	Idaho State	30-24	W
D 12	Idaho State	34-35	L
D 18	vs. Western State	43-42	W
D 19	vs. Western State	39-42	L
D 21	Western State	66-35	W
D 30	at Loyola Marymount	32-35	L
J 2	at La Verne	66-21	W
J 4	at Fresno State	38-30	W
J 5	at Fresno State	45-44	W
J 6	at UC-Davis	38-28	W
J 7	at UC-Davis	33-32	W

J 8	at Nevada	42-38	W
J 9	at Nevada	36-24	W
J 15	Utah State	31-40	L
J 16	Utah State	49-35	W
J 22	Montana State	38-32	W
J 23	Montana State	42-37	W
J 29	at Utah	30-45	L
J 30	at Utah	40-41	L
F 5	at Montana State	33-71	L
F 6	at Montana State	45-55	L
F 12	at Utah State	55-45	W
F 13	at Utah State	38-47	L
F 19	Utah	35-43	L
F 20	Utah	36-31	W

1937-38

Record: 8-13
 Conference: 4-8, 5th SC
 Home: 7-6
 Road: 1-7
 Long Win Streak: 3
 Long Loss Streak: 4
 Coach: Fred "Buck" Dixon

DATE	OPPONENT	SCORE	W/L
D 11	Alumni	68-78	L
D 17	at Idaho State	30-38	L
D 18	at Idaho State	32-40	L
D 20	Idaho	40-45	L
D 21	Idaho	47-40	W
D 22	Hastings	47-43	W
D 30	Nevada	49-45	W
J 7	Nevada	42-44	L
J 8	Alumni	59-57	W
J 14	at Denver	63-51	W
J 15	at Colorado	37-54	L
J 21	at Utah State	53-60	L
J 22	Utah	41-48	L
J 28	Colorado State	50-46	W
J 29	Colorado	49-55	L
F 11	at Wyoming	47-61	L
F 12	at Colorado State	39-45	L
F 19	Wyoming	38-49	L
F 25	Utah State	58-50	W
F 26	Denver	74-41	W
M 4	at Utah	43-54	L

1938-39

Record: 12-12
 Conference: 4-8, T5th SC
 Home: 8-3
 Road: 4-8
 Neutral: 0-1
 Long Win Streak: 3
 Long Loss Streak: 4
 Coach: Edwin R. Kimball

DATE	OPPONENT	SCORE	W/L
D 10	Weber College	37-45	L
D 10	Alumni	43-42	W
D 13	Ecker Studio	55-47	W
D 19	at Montana	50-71	L
D 20	at Montana	54-47	W
D 21	at Montana State	50-46	W
D 22	at Montana State	38-43	L
D 23	at Idaho State	40-17	W
D 24	at Idaho State	34-25	W
D 27	Montana	50-46	W
D 28	vs. Montana	38-45	L
J 7	Utah State	46-54	L
J 13	at Colorado	33-44	L



FRED "BUCK" DIXON
 Years: 1936-38 (2)
 Record: 25-23 (.521)



J 14	at Wyoming	27-35	L
J 20	Utah	40-32	W
J 27	Montana State	69-35	W
F 7	Colorado	35-34	W
F 10	at Colorado State	43-44	L
F 11	at Denver	49-53	L
F 17	Denver	52-34	W
F 18	Wyoming	44-46	L
F 25	Colorado State	91-52	W
M 3	at Utah	47-52	L
M 4	at Utah State	38-53	L

1939-40

Record: 17-8
 Conference: 7-5, T3rd SC
 Home: 10-3
 Road: 6-4
 Neutral: 1-1
 Long Win Streak: 6
 Long Loss Streak: 2
 Coach: Edwin R. Kimball

DATE	OPPONENT	SCORE	W/L
D 9	Weber College	47-43	W
D 9	Alumni	52-54	L
D 15	Idaho State	42-48	L
D 16	Provo Lions	53-41	W
D 16	Idaho State	59-31	W
D 19	at Ricks College	77-49	W
D 20	vs. Oregon State	30-57	L
D 21	vs. Oregon State	47-42	W
D 29	Provo Lions	61-53	W
D 30	at Weber College	70-35	W
J 2	Clark's Institute	66-53	W
J 5	at Montana State	47-33	W
J 6	at Montana State	58-35	W
J 13	Colorado	47-75	L
J 19	at Colorado State	32-40	L
J 20	at Denver	54-44	W
J 26	Denver	63-48	W
J 27	Wyoming	34-29	W
F 3	Colorado State	62-42	W
F 9	at Utah	39-45	L
F 10	at Utah State	35-55	L
F 17	Utah State	49-43	W
F 23	Utah	52-41	W
M 1	at Colorado	43-64	L
M 2	at Wyoming	50-45	W

1940-41

Record: 14-9
 Conference: 6-6, 4th SC
 Home: 8-2
 Road: 5-6
 Neutral: 1-1
 Long Win Streak: 5
 Long Loss Streak: 2
 Coach: Edwin R. Kimball

DATE	OPPONENT	SCORE	W/L
D 7	Weber College	50-16	W
D 7	Alumni	70-40	W
D 13	at Idaho State	39-27	W
D 14	at Idaho State	56-29	W
D 18	at St. Barbara State College	47-39	W
D 19	at San Diego State	45-49	L
D 20	at San Diego State	40-42	L
D 27	vs. Montana	47-41	W
D 28	vs. Montana	44-48	L
J 3	Montana State	67-45	W
J 4	Montana State	67-45	W
J 10	Utah State	66-34	W
J 17	at Wyoming	45-46	L
J 18	at Colorado	31-34	L
J 24	Utah	27-32	L
F 14	Colorado	45-50	L
F 15	at Colorado State	40-36	W
F 21	at Denver (OT)	34-32	W
F 22	Denver	52-37	W
F 28	Wyoming	49-45	W
M 1	Colorado State	60-33	W
M 7	at Utah	39-50	L
M 8	at Utah State	47-48	L

1941-42

Record: 17-3
 Conference: 9-3, T2nd SC
 Home: 7-1
 Road: 8-2
 Neutral: 2-0
 Long Win Streak: 13
 Long Loss Streak: 1
 Coach: Floyd Millett

DATE	OPPONENT	SCORE	W/L
D 6	Weber College	51-28	W



FLOYD MILLETT
 Years: 1941-49 (8)
 Record: 104-77 (.575)

D 13	Idaho State	53-29	W
D 19	at Montana State	51-37	W
D 20	at Montana	46-34	W
D 22	at Montana State	64-48	W
D 23	at Idaho State	45-28	W
J 2	vs. Nevada	65-31	W
J 3	vs. Nevada	76-44	W
J 10	at Utah State	54-24	W
J 16	Wyoming	53-49	W
J 23	Denver	45-30	W
J 24	Colorado State	52-27	W
J 30	at Denver	46-34	W
J 31	at Wyoming	34-45	L
F 7	at Utah	50-42	W
F 14	Colorado	49-52	L
F 21	Utah State	57-52	W
F 27	at Colorado State	54-41	W
F 28	at Colorado	35-52	L
M 7	Utah	42-40	W

1942-43

Record: 15-7
 Conference: 7-1, 1st SC
 Home: 9-0
 Road: 6-7
 Long Win Streak: 9
 Long Loss Streak: 3
 Coach: Floyd Millett

DATE	OPPONENT	SCORE	W/L
N 28	Weber College	47-45	W
N 28	Alumni	52-35	W
D 9	at Canisius (OT)	50-49	W
D 12	at Long Island	40-43	L
D 15	at Temple	32-35	L
D 18	at Loyola (Ill.)	44-50	L
J 5	Carbon College	72-20	W
J 5	Snow College	78-38	W
J 12	Ecker Studio	39-30	W
J 15	at Utah State	38-43	L
J 16	at Utah State	58-41	W
J 22	at Snow College	74-43	W
J 29	Utah	41-30	W
J 30	Utah	41-29	W
F 5	at Weber College	53-51	W
F 12	at Utah	44-34	W
F 13	at Utah	47-45	W
F 19	Utah State	44-38	W
F 20	Utah State	63-59	W
F 25	at Wyoming	42-53	L
F 26	at Wyoming	43-47	L
F 27	at Wyoming	43-66	L

1943-44

Record: 3-2
 Conference: None
 Home: 1-0
 Road: 2-2
 Long Win Streak: 2
 Long Loss Streak: 2
 Coach: Floyd Millett

DATE	OPPONENT	SCORE	W/L
D 4	Alumni	57-54	W
D 11	at Canisius	45-36	W

D 14	at Long Island	41-56	L
D 18	at Albright	49-53	L
D 22	at Omaha	45-40	W

1944-45

Record: 11-12
 Conference: None
 Home: 4-5
 Road: 7-6
 Neutral: 0-1
 Long Win Streak: 4
 Long Loss Streak: 3
 Coach: Floyd Millett

DATE	OPPONENT	SCORE	W/L
N 30	Alumni	28-60	L
D 2	Montana State	51-31	W
D 8	Kearns Depot	39-41	L
D 9	Ecker Studio	48-56	L
D 15	at Idaho State	35-45	L
D 16	at Idaho State	45-33	W
D 20	vs. Ecker Studio	41-61	L
D 29	at Pepperdine	51-56	L
D 30	at Pratt Aircraft	43-44	L
J 2	at Walker Bomb.	48-45	W
J 3	at Walker Bomb.	59-47	W
J 5	at U.S. Naval Hospital	44-34	W
J 12	at Kearns Depot	47-42	W
J 19	at Wyoming	41-51	L
J 20	at Colorado	36-55	L
J 26	Utah	46-51	L
F 3	Utah State	50-41	W
F 13	Colorado	60-58	W
F 17	at Denver	61-50	W
F 23	Denver	70-31	W
F 24	Wyoming	34-39	L
M 3	at Utah	52-56	L
M 7	at Utah State	64-37	W

1945-46

Record: 12-13
 Conference: 6-6, T4th SC
 Home: 4-4
 Road: 6-7
 Neutral: 2-2
 Long Win Streak: 4
 Long Loss Streak: 3
 Coach: Floyd Millett

DATE	OPPONENT	SCORE	W/L
D 1	Alumni	61-62	L
D 6	vs. Wyoming	49-58	L
D 7	vs. Montana State	55-40	W
D 8	vs. Wyoming	37-52	L
D 10	vs. Idaho State	58-47	W
D 11	at Idaho State	54-47	W
	Clearfield Navy	60-16	W
D 21	at Kearns Depot	42-54	L
D 27	at Manhattan	53-43	W
J 1	at Canisius	62-52	W
J 3	at Northwestern	41-61	L
J 4	at Loyola (Ill.)	43-44	L
J 5	at Valparaiso	58-72	L
J 12	at Utah State	47-29	W
J 18	Wyoming	36-41	L
J 25	Denver	48-23	W
J 26	Colorado State	42-41	W
F 1	at Denver	37-36	W
F 2	at Wyoming	57-41	W
F 9	at Utah	28-46	L
F 16	Colorado	53-65	L
F 23	Utah State	64-48	W
M 2	at Colorado State	40-47	L
M 4	at Colorado	42-60	L
M 9	Utah	53-71	L

1946-47

Record: 9-16
 Conference: 3-9, 6th SC
 Home: 6-4
 Road: 1-11
 Neutral: 2-1
 Long Win Streak: 3
 Long Loss Streak: 5
 Coach: Floyd Millett

DATE	OPPONENT	SCORE	W/L
N 30	Alumni	70-54	W
D 4	at Northern Arizona	41-54	L
D 5	vs. Arizona State	55-58	L
D 6	vs. Arizona State	52-33	W
D 11	Washington State	49-50	L
D 12	Washington State	44-38	W
D 14	Idaho State	50-39	W
D 20	vs. San Francisco+	45-36	W
D 21	at Nevada+	32-50	L

J 1	at Long Island	59-62	L
J 4	at Temple	57-55	W
J 6	at Western Kentucky	44-62	L
J 7	at Western Kentucky	40-59	L
J 17	at Colorado	44-56	L
J 18	at Denver	51-64	L
J 24	Wyoming	44-51	L
J 31	Colorado State	69-47	W
F 8	Utah	54-62	L
F 14	at Colorado State	48-51	L
F 15	at Wyoming	47-70	L
F 21	Colorado	47-36	W
F 22	Utah State	62-40	W
F 28	Denver	56-59	L
M 4	at Utah State	49-52	L
M 8	at Utah	66-82	L

1947-48

Record: 16-11
 Conference: 8-2, 1st SC
 Home: 9-0
 Road: 5-8
 Neutral: 2-3
 Postseason: 1-1
 Long Win Streak: 4
 Long Loss Streak: 6
 Coach: Floyd Millet

DATE	OPPONENT	SCORE	W/L
N 29	Alumni	65-54	W
	at Camp Monmouth	60-30	W
D 4	at CCNY (OT)	56-61	L
D 5	at Syracuse	52-74	L
D 6	at Niagara	54-53	W
D 8	at West Virginia	51-68	L
D 9	at Duquesne	39-51	L
D 15	Arizona State	46-45	W
D 16	Arizona State	48-45	W
D 26	vs. Arkansas+	65-58	W
D 27	vs. Syracuse+	45-53	L
D 30	vs. Idaho+	41-42	L
J 2	at Nevada	44-45	L
J 3	at Nevada	57-64	L
J 10	Ecuador	67-21	W
J 16	Denver	75-69	W
J 17	at Utah	65-63	W
J 23	at Denver	53-58	L
J 24	at Colorado State	64-51	W
J 26	at Wyoming	45-39	W
J 31	Utah State	66-47	W
F 7	Wyoming	57-42	W
F 16	Colorado State	79-48	W
F 21	Utah	55-51	W
F 28	at Utah State#	65-68	L
M 8	vs. Delta State# (OT)	66-61	W
M 10	vs. Indiana State#	68-82	L

+ Los Angeles Invitational
 # National Intercollegiate Tour. (Kansas City)

1948-49

Record: 21-13
 Conference: 12-8, 4th SC
 Home: 10-2
 Road: 8-8
 Neutral: 3-3
 Postseason: 1-1
 Long Win Streak: 7
 Long Loss Streak: 3
 Vs. Ranked Teams: 3-2
 Coach: Floyd Millet

DATE	OPPONENT	SCORE	W/L
N 20	Alumni	64-49	W
N 26	at Idaho State	58-43	W
N 27	at Idaho State	52-46	W
D 4	at CCNY	57-70	L
D 6	at Muhlenberg	60-56	W
D 8	at Valparaiso	62-57	W
D 10	at La Salle	54-76	L
D 17	San Jose State	60-47	W
D 18	San Jose State	73-67	W
D 29	vs. Montana+	74-76	L
D 30	vs. Marshall+	64-83	L
J 3	vs. Nevada+	59-56	W
J 4	vs. Nevada+	61-57	W
J 10	Denver	48-50	L
J 14	at Wyoming	48-59	L
J 15	at Wyoming	38-58	L
J 17	at Denver	51-48	W
J 21	Utah State	60-51	W
J 22	Utah State	64-56	W
J 24	Wyoming	54-42	W
J 29	at No. 10 Utah	56-55	W
J 31	No. 10 Utah	65-45	W
F 4	at Colorado State	66-54	W

F 5	at Colorado State	54-62	L
F 7	at Denver	54-68	L
F 11	at Utah State	54-58	L
F 12	at Utah State	67-54	W
F 18	at No. 14 Utah	49-58	L
F 19	No. 14 Utah	52-54	L
F 21	No. 19 Wyoming	50-48	W
F 25	Colorado State	79-49	W
F 26	Colorado State	72-52	W
M 7	vs. N.W. Oklahoma State#	79-50	W
M 8	vs. N.W. Louisiana State#	57-59	L

+ Los Angeles Invitational
 # NAIB Tournament (Kansas City)



STAN WATTS
 Years: 1949-72 (23)
 Record: 371-254 (.594)

1949-50

Record: 22-12
 Conference: 14-6, 1st SC
 Home: 10-0
 Road: 9-8
 Neutral: 3-4
 Postseason: 1-1 NCAA
 Long Win Streak: 8
 Long Loss Streak: 5
 Vs. Ranked Teams: 3-0
 Coach: Stan Watts

DATE	OPPONENT	SCORE	W/L
D 2	at Idaho State	67-44	W
D 3	at Idaho State	83-56	W
D 8	at Regis	53-37	W
D 9	vs. Wyoming	57-54	W
D 10	at Denver	56-54	W
D 13	vs. Culver-Stockton*	69-57	W
D 15	at Pepperdine*	39-45	L
D 16	vs. Gonzaga*	41-46	L
D 29	at Beloit*	61-63	L
D 31	at Toledo*	51-66	L
J 2	at Bowling Green	50-75	L
J 4	at Loyola (Ill.)	54-45	W
J 13	at Wyoming	39-46	L
J 14	at Wyoming	27-53	L
J 16	at Denver	63-45	W
J 20	Denver	55-39	W
J 21	Utah State	71-41	W
J 23	at Utah State	48-47	W
J 28	at Utah	71-51	W
J 30	Utah	61-51	W
F 3	Colorado State	46-42	W
F 4	Colorado State	58-45	W
F 10	at Denver	46-54	L
F 11	at Colorado State	30-40	L
F 13	at Colorado State	46-55	L
F 17	at Utah	42-56	L
F 18	Utah	56-46	W
F 24	at Utah State	60-46	W
F 25	Utah State	63-35	W
M 3	No. 18 Wyoming	55-44	W
M 4	No. 18 Wyoming	70-52	W
M 6	Denver	75-50	W
M 24	vs. Baylor#	55-56	L
M 25	vs. No. 7 UCLA#	83-62	W

* Los Angeles Invitational
 # NCAA (Kansas City)

1950-51

Record: 28-9
 Conference: 15-5, 1st SC
 Home: 13-1
 Road: 9-5
 Neutral: 6-3
 Postseason: 1-2 NCAA/3-0 NIT (NIT Champions)
 Long Win Streak: 9
 Long Loss Streak: 2
 Highest Rank: 11th AP
 Final Rank: 10th UPI, 11th AP
 Vs. Ranked Teams: 5-2
 Coach: Stan Watts

DATE	OPPONENT	SCORE	W/L
N 24	Regis	68-55	W
N 25	Regis	71-58	W
D 2	at Niagara	84-69	W
D 5	at CCNY	69-71	L
D 7	at Eastern Kentucky	63-58	W
D 9	at Marshall	70-57	W
D 19	Indiana State	75-72	W
D 20	Indiana State	79-58	W
D 27	vs. Utah*	49-58	L
D 29	vs. New Mexico*	64-56	W
D 30	vs. Colorado State*	77-52	W
J 5	at Denver	53-47	W
J 6	at Denver	41-42	L
J 8	at No. 10 Wyoming	61-57	W
J 12	at Utah State	72-59	W
J 13	at Utah State	68-72	L
J 19	No. 13 Wyoming	64-58	W
J 20	No. 13 Wyoming	65-38	W
J 25	Denver	91-58	W
J 27	Denver	60-44	W
F 2	Utah State	83-57	W
F 3	Utah State	51-42	W
F 8	Colorado State	70-42	W
F 9	Colorado State	65-40	W
F 16	at Utah	73-60	W
F 17	Utah	49-54	L
F 23	at Colorado State	50-45	W
F 24	at Colorado State	60-51	W
F 26	at Wyoming	49-50	L
M 2	at Utah	58-67	L
M 3	Utah	69-50	W
M 12	vs. No. 10 St. Louis+	75-58	W
M 15	vs. Seton Hall+	69-59	W
M 17	vs. No. 13 Dayton+	62-43	W
M 21	vs. San Jose State#	69-61	W
M 23	vs. No. 4 Kansas State#	54-64	L
M 24	vs. No. 15 Washington#	67-80	L

* Conference Tournament + NIT (New York)
 # NCAA (Kansas City)

1951-52

Record: 14-10
 Conference: 9-5, 2nd SC
 Home: 8-2
 Road: 6-6
 Neutral: 0-2
 Long Win Streak: 5
 Long Loss Streak: 2
 Vs. Ranked Teams: 0-2
 Coach: Stan Watts

DATE	OPPONENT	SCORE	W/L
D 1	Arizona	68-62	W
D 3	at Hamline	62-72	L
D 6	at St. John's	52-66	L
D 8	at Niagara	53-48	W
D 10	at Syracuse	58-63	L
D 12	at Toledo	58-57	W
D 21	Santa Clara	64-59	W
D 22	Santa Clara	66-61	W
D 28	vs. No. 1 Kentucky*	64-84	L
D 29	vs. Villanova*	58-72	L
J 11	Denver	55-51	W
J 12	Montana	80-56	W
J 19	Colorado State	68-47	W
J 24	at Denver	59-53	W
J 26	at New Mexico	72-49	W
F 1	at Utah State	40-57	L
F 2	Utah	48-51	L
F 8	at Montana	50-47	W
F 15	Utah State	69-67	W
F 16	Wyoming	43-48	L
F 23	New Mexico	90-61	W
F 29	at Colorado State	75-65	W
M 1	at No. 16 Wyoming	49-55	L
M 8	at Utah	50-61	L

* Sugar Bowl Tournament

ALL-TIME SEASON RESULTS



1952-53

Record: 22-8
 Conference: 11-3, 2nd SC
 Home: 12-0
 Road: 8-7
 Neutral: 2-1
 Postseason: 0-1 NIT
 Long Win Streak: 7
 Long Loss Streak: 2
 Vs. Ranked Teams: 1-1
 Coach: Stan Watts

DATE	OPPONENT	SCORE	W/L
N 28	at Idaho State	69-44	W
N 29	at Idaho State	65-47	W
D 5	Cal State-LA	82-49	W
D 6	Cal State-LA	56-37	W
D 12	San Francisco	53-52	W
D 16	Washington State	64-44	W
D 19	at Oregon State	69-66	W
D 20	at Oregon State	65-67	L
D 22	No. 17 St. Louis	86-69	W
D 27	at Eastern Kentucky	67-69	L
D 29	vs. Duke*	69-68	W
D 30	vs. Wake Forest*	84-58	W
D 31	at No. 9 N.C. State*	59-75	L
J 3	at Utah State	72-66	W
J 8	at Denver	55-54	W
J 10	at New Mexico	73-57	W
J 16	at Montana	51-56	L
J 23	Wyoming	71-42	W
J 24	Colorado State	75-47	W
J 30	Montana	91-56	W
J 31	Utah State	77-60	W
F 7	at Saint Mary's (Calif.)	78-50	W
F 8	at Santa Clara	64-72	L
F 14	Utah	62-50	W
F 21	at Utah	73-50	W
F 27	at Wyoming	59-63	L
F 28	at Colorado State	57-63	L
M 5	Denver	69-40	W
M 6	New Mexico	61-43	W
M 9	vs. Niagara+	76-82	L

* Dixie Classic
 + NIT (New York)

1953-54

Record: 18-11
 Conference: 9-5, 3rd SC
 Home: 12-2
 Road: 6-6
 Neutral: 0-3
 Postseason: 0-1 NIT
 Long Win Streak: 8
 Long Loss Streak: 4
 Highest Rank: 19th AP
 Vs. Ranked Teams: 0-1
 Coach: Stan Watts

DATE	OPPONENT	SCORE	W/L
D 4	Idaho State	70-59	W
D 5	Idaho State	63-50	W
D 11	TCU	59-48	W
D 12	TCU	71-61	W
D 18	Murray State	77-65	W
D 19	Murray State	89-66	W
D 22	San Francisco	68-61	W
D 26	at Manhattan*	75-58	W
D 28	vs. Duquesne*	47-69	L
D 30	vs. No. 13 La Salle*	62-74	L
J 2	at Bradley	50-77	L
J 5	at Saint Louis	74-86	L
J 8	Denver	81-58	W
J 9	New Mexico	76-63	W
J 14	at Utah State	68-73	L
J 16	at Montana	71-62	W
J 22	Montana	62-54	W
J 23	Utah State	75-63	W
J 29	at Washington	89-79	W
J 30	at Washington	51-55	L
F 12	at Wyoming	47-63	L
F 13	at Colorado State	76-77	L
F 19	at Utah	85-76	W
F 20	Utah	64-70	L
F 26	Wyoming	51-42	W
F 27	Colorado State	69-71	L
M 4	at New Mexico	84-79	W
M 6	at Denver	69-57	L
M 8	vs. St. Francis PA+	68-81	L

* Holiday Festival
 + NIT (New York)

1954-55

Record: 13-13
 Conference: 10-4, 2nd SC

Home: 9-3
 Road: 4-10
 Long Win Streak: 5
 Long Loss Streak: 3
 Vs. Ranked Teams: 1-1
 Coach: Stan Watts

DATE	OPPONENT	SCORE	W/L
D 4	at Colorado	66-88	L
D 6	at Colorado	46-65	L
D 10	Washington	44-64	L
D 11	Washington (OT)	69-64	W
D 17	Baylor	78-66	W
D 18	Baylor	66-67	L
D 22	Michigan	70-60	W
D 30	at W. Kentucky	78-89	L
J 1	at Murray St. (OT)	85-86	L
J 4	at Manhattan	75-78	L
J 6	at New Mexico	92-62	W
J 8	at Denver	90-68	W
J 14	Montana	92-68	W
J 15	Utah State	58-62	L
J 21	at Colorado State	74-68	W
J 22	at Wyoming	60-68	L
J 28	at Oregon	71-82	L
J 29	at Oregon	76-81	L
F 11	No. 5 Utah (OT)	76-74	W
F 12	at No. 5 Utah	71-78	L
F 17	at Utah State	71-76	L
F 19	at Montana	63-62	W
F 25	Colorado State	94-65	W
F 26	Wyoming	75-62	W
M 4	Denver	78-62	W
M 5	New Mexico	74-48	W

1955-56

Record: 18-8
 Conference: 10-4, 2nd SC
 Home: 12-2
 Road: 5-6
 Neutral: 1-0
 Long Win Streak: 6
 Long Loss Streak: 2
 Highest Rank: 5th AP
 Vs. Ranked Teams: 0-2
 Coach: Stan Watts

DATE	OPPONENT	SCORE	W/L
D 2	UCLA	75-58	W
D 3	UCLA	67-65	W
D 9	Oregon	72-61	W
D 10	Oregon	83-52	W
D 16	Colorado	70-53	W
D 17	Colorado	84-53	W
D 21	at No. 2 North Carolina State	81-95	L
D 22	at Wake Forest	80-86	L
D 27	vs. Toledo*	89-70	W
D 28	at Detroit*	99-77	W
D 30	at Michigan	79-80	L
J 6	at Montana	73-64	W
J 13	Colorado State	61-49	W
J 14	Wyoming	74-48	W
J 21	No. 14 Oklahoma City	60-62	L
J 28	at Utah State	56-63	L
F 3	New Mexico	87-53	W
F 4	Denver	81-65	W
F 9	Utah State	92-62	W
F 11	at Utah	63-82	L
F 17	at Colorado State	59-70	L
F 18	at Wyoming	78-67	W
F 24	Utah	77-82	L
F 25	Montana	95-73	W
M 1	at New Mexico	75-69	W
M 3	at Denver	96-86	W

* Motor City Tournament

1956-57

Record: 19-9
 Conference: 11-3, 1st SC
 Home: 11-1
 Road: 6-6
 Neutral: 2-2
 Postseason: 1-1 NCAA
 Long Win Streak: 7
 Long Loss Streak: 3
 Highest Rank: 14th UPI
 Final Rank: 14th UPI
 Vs. Ranked Teams: 1-1
 Coach: Stan Watts

DATE	OPPONENT	SCORE	W/L
N 20	Oregon State	55-62	L
D 1	Washington	70-66	W
D 6	at Iowa State	48-57	L
D 8	at Michigan State	61-79	L
D 14	at UCLA	69-74	L

D 15	at UCLA	59-58	W
D 21	Bowling Green	73-56	W
D 22	Bowling Green	78-69	W
D 26	at St. John's*	89-75	W
D 28	vs. Notre Dame*	66-91	L
D 29	vs. Ohio State	84-78	W
J 4	Montana	85-68	W
J 11	at Colorado State	66-61	W
J 12	at Wyoming	82-71	W
J 18	at Utah State	75-76	L
J 25	Utah State	93-76	W
J 26	Saint Mary's (Calif.)	69-65	W
F 2	at Denver	74-65	W
F 4	at New Mexico	73-60	W
F 10	Utah	81-77	W
F 15	Colorado State	81-66	W
F 16	Wyoming	69-47	W
F 21	at Utah	66-88	L
F 23	at Montana	63-71	L
M 1	New Mexico	67-41	W
M 2	Denver	65-51	W
M 15	vs. No. 13 California#	59-86	L
M 16	vs. No. 16 Idaho State#	65-54	W

Holiday Festival Tournament
 * NCAA (Corvallis)

1957-58

Record: 13-13
 Conference: 9-5, 2nd SC
 Home: 8-4
 Road: 5-9
 Long Win Streak: 8
 Long Loss Streak: 5
 Coach: Stan Watts

DATE	OPPONENT	SCORE	W/L
D 6	at Washington	45-43	W
D 7	at Washington	52-63	L
D 12	Iowa State	45-54	L
D 14	Portland	63-54	W
D 21	Oregon	55-63	L
D 23	Oregon	76-79	L
D 28	at Tennessee	68-83	L
D 30	at Alabama	74-77	L
J 2	at Vanderbilt	56-89	L
J 3	at Loyola (New Orleans)	90-84	W
J 10	at Montana	69-71	L
J 11	at Montana State	64-80	L
J 17	Colorado State	90-80	W
J 18	Wyoming	62-50	W
J 24	at Utah	81-67	W
J 31	at Utah State	67-55	W
F 1	Montana State	67-53	W
F 7	New Mexico	66-53	W
F 8	Denver	72-60	W
F 15	Utah State	69-66	W
F 21	at Wyoming	46-74	L
F 22	at Colorado State	49-74	L
F 27	Utah	56-74	L
M 1	Montana	81-73	W
M 6	at Denver	57-65	L
M 8	at New Mexico	77-54	W

1958-59

Record: 15-11
 Conference: 8-6, 4th SC
 Home: 11-2
 Road: 4-7
 Neutral: 0-2
 Long Win Streak: 5
 Long Loss Streak: 3
 Vs. Ranked Teams: 1-1
 Coach: Stan Watts

DATE	OPPONENT	SCORE	W/L
D 3	at Portland	77-72	W
D 5	at Oregon (OT)	75-79	L
D 6	at Oregon	67-71	L
D 12	Washington State	72-59	W
D 15	No. 3 Kansas State	77-68	W
D 19	Santa Clara	80-59	W
D 20	Santa Clara	75-65	W
D 22	Saint Mary's (Calif.)	72-67	W
D 27	vs. Dartmouth*	75-88	L
D 29	vs. Seton Hall* (OT)	80-82	L
J 1	at Ohio State	81-100	L
J 3	at Dayton	70-62	W
J 10	Montana	82-59	W
J 16	at Colorado State	62-72	L
J 17	at Wyoming	73-71	W
J 23	No. 20 Utah	56-70	L
J 30	Utah State	77-54	W
F 5	at New Mexico	85-77	W
F 7	at Denver	90-101	L
F 14	at Utah State	67-74	L
F 20	Wyoming	78-43	W

F 21	Colorado State	88-63	W
F 26	Utah (OT)	74-76	L
F 28	at Montana	68-93	L
M 6	Denver	72-67	W
M 7	New Mexico	92-62	W

1959-60

Record: 8-17
 Conference: 5-9, 5th SC
 Home: 4-7
 Road: 3-10
 Neutral: 1-0
 Long Win Streak: 5
 Long Loss Streak: 1
 Vs. Ranked Teams: 0-5
 Coach: Stan Watts

DATE	OPPONENT	SCORE	W/L
D 4	Washington	54-52	W
D 5	Washington	52-60	L
D 11	at UCLA	42-62	L
D 12	at So. California	61-79	L
D 18	at Kansas State	55-86	L
D 19	at Kansas	64-96	L
D 21	Michigan State	79-75	W
D 22	No. 3 Ohio State	79-91	L
D 28	at Miami (Fla.)	93-110	L
D 29	vs. Florida	74-65	W
J 2	at Loyola (New Orleans) (OT)	76-84	L
J 9	at Montana	63-58	W
J 15	Colorado State	51-53	L
J 16	Wyoming	73-52	W
J 22	at No. 7 Utah	69-76	L
J 29	at No. 9 Utah State	53-84	L
F 5	New Mexico	95-67	W
F 6	Denver	66-86	L
F 13	No. 7 Utah State	64-75	L
F 19	at Wyoming	75-70	W
F 20	at Colorado State	53-65	L
F 25	No. 5 Utah	75-87	L
F 27	Montana	67-87	L
M 3	at Denver	68-88	L
M 5	at New Mexico	75-69	W

1960-61

Record: 15-11
 Conference: 9-5, 3rd SC
 Home: 10-4
 Road: 4-6
 Neutral: 1-1
 Long Win Streak: 4
 Long Loss Streak: 2
 Vs. Ranked Teams: 1-1
 Coach: Stan Watts

DATE	OPPONENT	SCORE	W/L
D 2	at Washington	65-63	W
D 3	at Washington	54-74	L
D 9	Oklahoma	56-60	L
D 10	Miami (Fla.)	112-80	W
D 12	TCU	74-65	W
D 15	Memphis State	72-75	L
D 17	New Mexico State	65-69	L
D 20	No. 20 Kansas	80-70	W
D 22	Kent State	66-51	W
D 27	at No. 5 Louisville	67-95	L
D 29	vs. Citadel*	83-94	L
D 30	vs. Louisiana State*	67-57	W
J 7	Montana	74-66	W
J 13	at Colorado State	49-73	L
J 14	at Wyoming	71-79	L
J 20	Utah	91-86	W
J 27	Utah State	75-57	W
F 2	at New Mexico	97-76	W
F 4	at Denver	89-60	W
F 13	at Utah State	73-94	L
F 17	Wyoming	89-80	W
F 18	Colorado State	58-65	L
F 23	at Utah	80-95	L
F 25	at Montana	72-64	W
M 3	Denver	74-67	W
M 4	New Mexico	70-65	W

1961-62

Record: 10-16
 Conference: 5-9, 4th SC
 Home: 8-4
 Road: 2-12
 Long Win Streak: 2
 Long Loss Streak: 3
 Coach: Stan Watts

DATE	OPPONENT	SCORE	W/L
D 1	UCLA	68-66	W

D 2	UCLA	86-83	W
D 8	at Santa Clara	53-64	L
D 9	at Santa Clara	55-72	L
D 15	at Oklahoma State	44-61	L
D 16	at Oklahoma	81-74	W
D 18	Air Force	66-68	L
D 20	San Jose State*	54-60	W
D 22	Pacific	69-67	W
D 27	at New Mexico State	64-70	L
D 29	at Arizona	58-60	L
D 30	at Arizona State	54-94	L
J 6	at Montana	63-59	W
J 12	Wyoming	73-63	W
J 13	Colorado State	69-75	L
J 23	at Utah	89-94	L
J 26	at Utah State	69-88	L
F 2	Denver	98-73	W
F 3	New Mexico	76-74	W
F 10	Utah State	70-80	L
F 15	at Colorado State	65-73	L
F 17	at Wyoming	71-87	L
F 22	Montana	80-66	W
F 24	Utah	101-106	L
M 1	at New Mexico	70-80	L
M 3	at Denver	88-91	L

* SJSU forfeited game

1962-63

Record: 12-14
 Conference: 6-4, 2nd WAC
 Home: 7-7
 Road: 4-7
 Neutral: 1-0
 Long Win Streak: 4
 Long Loss Streak: 5
 Vs. Ranked Teams: 0-3
 Coach: Stan Watts

DATE	OPPONENT	SCORE	W/L
N 30	at Oregon	80-75	W
D 1	Oregon	62-80	L
D 7	Oklahoma City	71-79	L
D 8	Oklahoma City	61-70	L
D 14	Wichita State	61-67	L
D 15	Wichita State (OT)	89-91	L
D 21	Baylor	79-65	W
D 22	Baylor	75-57	W
D 26	at La Salle*	84-73	W
D 28	vs. Providence*	81-78	W
D 29	at St. Joseph's*	64-76	L
D 31	at No. 2 Ohio State	91-97	L
J 2	at Memphis State	76-99	L
J 5	at Utah State	58-69	L
J 11	at No. 3 Arizona State	84-89	L
J 12	at Arizona	80-75	W
J 19	Utah	71-53	W
J 26	Utah State	67-70	L
F 2	Montana	83-80	W
F 8	New Mexico	76-73	W
F 9	Wyoming	89-77	W
F 15	Arizona	77-72	W
F 16	No. 5 Arizona State	87-104	L
F 23	at Utah	100-106	L
F 28	at Wyoming	80-76	W
M 2	at New Mexico	59-84	L

1963-64

Record: 13-12
 Conference: 5-5, 3rd WAC
 Home: 7-4
 Road: 4-7
 Neutral: 2-1
 Long Win Streak: 4
 Long Loss Streak: 3
 Vs. Ranked Teams: 0-1
 Coach: Stan Watts

DATE	OPPONENT	SCORE	W/L
D 6	at UCLA	71-113	L
D 7	at So. California	74-67	W
D 12	Oklahoma State	64-71	L
D 14	Air Force	61-65	L
D 20	Rice	89-78	W
D 23	Michigan State	95-90	W
D 27	vs. Seattle*	77-74	W
D 28	vs. Oregon*	80-70	W
D 30	vs. No. 9 Oregon State	58-68	L
J 2	at Montana	89-65	W
J 4	at Montana State	96-83	W
J 10	New Mexico	57-59	L
J 11	Wyoming	96-91	W
J 18	at Denver	65-71	L
J 25	at Utah State	90-105	L
J 31	Utah State	73-90	L
F 1	Denver	57-56	W

F 8	at Utah	89-91	L
F 14	at Arizona State	85-110	L
F 15	at Arizona	67-80	L
F 22	Utah	75-72	W
F 28	Arizona State	106-90	W
F 29	Arizona	84-71	W
M 5	at New Mexico	80-84	L
M 7	at Wyoming	96-90	W

1964-65

Record: 21-7
 Conference: 8-2, 1st WAC
 Home: 13-2
 Road: 6-4
 Neutral: 2-1
 Postseason: 0-2 NCAA
 Long Win Streak: 7
 Long Loss Streak: 2
 Highest Rank: 9th AP
 Final Rank: 9th AP
 Vs. Ranked Teams: 0-3
 Coach: Stan Watts

DATE	OPPONENT	SCORE	W/L
D 4	Oregon	99-70	W
D 5	Oregon	98-79	W
D 11	at No. 2 Wichita State	76-93	L
D 12	at No. 2 Wichita State	65-81	L
D 18	Santa Clara	102-82	W
D 19	Santa Clara	109-80	W
D 22	Ohio State	112-71	W
D 28	vs. Creighton*	109-74	W
D 29	vs. DePaul*	75-84	L
D 30	vs. Xavier*	115-103	W
J 6	Seattle	92-72	W
J 9	at Utah State	99-90	W
J 15	at Arizona	73-75	L
J 16	at Arizona State	111-102	W
J 23	Utah	98-67	W
J 29	at Air Force	110-77	W
J 30	at Denver	96-85	W
F 4	Marquette	91-64	W
F 6	Utah State	89-80	W
F 11	at Wyoming	96-94	W
F 13	at New Mexico	70-89	L
F 20	at Utah	108-99	W
F 26	Arizona	92-88	W
F 27	Arizona State	104-91	W
M 5	Wyoming	102-87	W
M 6	New Mexico	70-67	W
M 13	No. 2 UCLA#	76-100	L
M 14	Oklahoma City#	102-112	L

1965-66

Record: 20-5
 Conference: 6-4, 2nd WAC
 Home: 10-1
 Road: 5-5
 Neutral: 5-0
 Postseason: 3-0 (NIT Champions)
 Long Win Streak: 6
 Long Loss Streak: 2
 Highest Rank: 6th AP
 Vs. Ranked Teams: 1-0
 Coach: Stan Watts

DATE	OPPONENT	SCORE	W/L
D 3	Illinois	109-98	W
D 4	Houston	111-82	W
D 10	at Americas (exh.)	123-66	W
D 17	at Santa Clara	103-85	W
D 18	at Santa Clara	87-79	W
D 21	No. 2 St. Joseph's	103-83	W
D 27	at La Salle	69-71	L
D 29	vs. St. Bonaventure	99-87	W
D 30	vs. Cornell	105-92	W
J 7	Arizona State	95-81	W
J 8	Arizona	87-74	W
J 13	at New Mexico	78-81	L
J 15	at Wyoming	101-107	L
J 22	Utah State	115-81	W
F 5	at Utah	94-93	W
F 11	at Utah State	96-88	W
F 12	Denver	102-76	W
F 18	at Arizona State	94-101	L
F 19	at Arizona	62-76	L
F 25	New Mexico	89-60	W
F 26	Wyoming	98-90	W
M 5	Utah	115-100	W
M 14	vs. Temple+	90-78	W
M 17	vs. Army+	66-60	W
M 19	vs. NYU+	97-84	W

ALL-TIME SEASON RESULTS



1966-67

Record: 14-10
 Conference: 8-2, T1st WAC
 Home: 10-0
 Road: 3-7
 Neutral: 1-3
 Long Win Streak: 5
 Long Loss Streak: 2
 Highest Rank: 7th AP
 Vs. Ranked Teams: 1-2
 Coach: Stan Watts

DATE	OPPONENT	SCORE	W/L
D 2	New Mexico State	97-66	W
D 9	Denver	87-64	W
D 10	St. Mary's (Calif.)	108-57	W
D 16	at Seattle (OT)	83-85	L
D 17	at Oregon State	76-92	L
D 20	Loyola (Ill.)	113-98	W
D 26	vs. St. Joseph's*	61-67	L
D 27	vs. St. Bonaventure*	96-84	W
D 30	at No. 8 St. John's*	73-76	L
J 2	at Marquette	70-81	L
J 6	Utah State	92-66	W
J 13	at Arizona	77-64	W
J 14	at Arizona St. (OT)	78-74	W
J 20	Wyoming	97-75	W
J 21	No. 9 New Mexico	89-73	W
J 28	vs. No. 6 UTEP	76-85	L
F 4	at Utah State	88-113	L
F 11	at Utah	64-62	W
F 17	Utah	61-60	W
F 23	at New Mexico	75-97	L
F 25	at Wyoming	56-67	L
M 3	Arizona State	110-93	W
M 4	Arizona	70-58	W
M 11	vs. Wyoming	63-70	L

* Holiday Festival

1967-68

Record: 13-12
 Conference: 4-6, T4th WAC
 Home: 8-2
 Road: 2-10
 Neutral: 3-0
 Long Win Streak: 3
 Long Loss Streak: 3
 Vs. Ranked Teams: 0-3
 Coach: Stan Watts

DATE	OPPONENT	SCORE	W/L
D 2	at Denver	88-78	W
D 4	Texas Tech	72-58	W
D 9	Texas	63-50	W
D 14	at Illinois	55-63	L
D 16	at No. 2 Houston	69-102	L
D 22	Santa Clara	75-80	L
D 23	Santa Clara	91-46	W
D 28	vs. Xavier*	87-75	W
D 29	vs. Virginia Tech*	97-64	W
D 30	at Oklahoma City*	88-91	L
J 1	at St. Joseph's	74-88	L
J 6	Utah State	104-98	W
J 12	Arizona	72-62	W
J 13	Arizona State	94-78	W
J 18	at Wyoming	70-81	L
J 20	at No. 6 New Mexico	69-84	L
J 26	vs. UTEP	81-59	W
J 27	at Loyola (Ill.)	65-67	L
F 1	at Utah State	118-103	W
F 10	at Utah	89-91	L
F 16	No. 5 New Mexico	67-76	L
F 17	Wyoming	101-77	W
F 24	Utah	93-90	W
M 1	at Arizona State	97-99	L
M 2	at Arizona	85-96	L

* All College Tournament

1968-69

Record: 16-12
 Conference: 6-4, T1st WAC
 Home: 11-1
 Road: 2-9
 Neutral: 3-2
 Postseason: 0-1 NCAA
 Long Win Streak: 5
 Long Loss Streak: 2
 Vs. Ranked Teams: 0-2
 Coach: Stan Watts

DATE	OPPONENT	SCORE	W/L
N 30	So. California	95-86	W
D 5	at New Mexico St.	65-83	L
D 7	Seattle	102-90	W
D 13	at San Francisco*	75-79	L

D 14	vs. No. 12 Houston*	75-98	L
D 20	Oregon State	89-67	W
D 21	Denver	97-67	W
D 23	Syracuse	73-77	L
D 26	vs. California ^	82-74	W
D 28	vs. Oregon ^ (OT)	74-82	L
D 30	vs. Oregon State ^	69-64	W
J 3	at Stanford	95-89	W
J 4	at Stanford	78-94	L
J 11	at Utah State	84-91	L
J 16	Wyoming	89-78	W
J 18	New Mexico	75-65	W
J 23	at Arizona	70-76	L
J 25	at Arizona State	94-109	L
J 30	Utah State	113-82	W
F 1	St. Francis	98-85	W
F 8	Utah	73-67	W
F 13	Arizona St.	102-89	W
F 15	Arizona	70-66	W
F 22	at Utah	85-98	L
F 27	at New Mexico (OT)	77-71	W
M 1	at Wyoming	69-79	L
M 5	vs. Wyoming	95-82	W
M 8	at New Mexico St.#	62-74	L

* Cable Car Classic
 ^ Far West Classic
 # NCAA (Las Cruces)

1969-70

Record: 8-18
 Conference: 4-10, 7th WAC
 Home: 6-6
 Road: 1-10
 Neutral: 1-2
 Long Win Streak: 2
 Long Loss Streak: 7
 Vs. Ranked Teams: 0-2
 Coach: Stan Watts

DATE	OPPONENT	SCORE	W/L
D 5	California	98-79	W
D 6	California	75-77	L
D 11	No. 3 New Mexico St. (OT)	78-80	L
D 13	San Jose State	92-77	W
D 18	at Texas Tech	88-81	W
D 20	at Texas (2OT)	73-76	L
D 22	at Denver	56-73	L
D 27	vs. Cornell*	62-68	L
D 29	vs. Georgia* (2OT)	89-82	W
D 30	vs. Wake Forest*	93-108	L
J 3	at Utah	76-82	L
J 8	at Arizona	77-90	L
J 10	at Arizona State	88-98	L
J 15	at Utah State	94-97	L
J 24	Utah	81-91	L
J 29	New Mexico	77-90	L
J 31	UTEP	87-72	W
F 5	at Colorado State	71-94	L
F 7	at Wyoming	73-98	L
F 12	Arizona State	97-91	W
F 14	Arizona	93-78	L
F 19	Wyoming	71-73	L
F 21	Colorado State	96-84	W
F 26	at UTEP	70-81	L
F 28	at New Mexico	68-82	L
M 4	No. 18 Utah State	73-86	L

* Quaker City Tournament

1970-71

Record: 18-11
 Conference: 10-4, 1st WAC
 Home: 12-0
 Road: 5-9
 Neutral: 1-2
 Postseason: 0-2 NCAA
 Long Win Streak: 5
 Long Loss Streak: 3
 Highest Rank: 20th AP
 Final Rank: 20th AP
 Vs. Ranked Teams: 3-3
 Coach: Stan Watts

DATE	OPPONENT	SCORE	W/L
D 4	Stanford	70-62	W
D 5	Stanford	85-64	W
D 7	New Mexico State	86-75	W
D 11	at No. 9 So. California	65-101	L
D 12	at Oregon State	80-99	L
D 14	at Seattle	80-99	L
D 16	Denver	100-72	W
D 19	No. 15 Utah State	111-83	W
D 22	at Santa Clara*	68-67	W
D 29	vs. No. 11 Villanova* (OT)	102-93	W
D 30	at Hawaii1*	90-94	L
J 8	at New Mexico	72-62	W
J 9	at UTEP	64-66	L

J 15	Colorado State	75-73	W
J 17	Wyoming	82-68	W
J 23	at No. 12 Utah State	70-72	L
J 28	at Arizona State	86-87	L
J 30	at Arizona	76-81	L
F 6	Utah	103-89	W
F 11	UTEP	75-48	W
F 13	New Mexico	70-68	W
F 19	at Wyoming	72-78	L
F 20	at Colo. St. (2OT)	98-92	W
F 26	Arizona	95-83	W
F 27	Arizona State	83-74	W
M 6	at Utah	98-87	W
M 13	at No. 16 Utah State	91-82	W
M 18	vs. No. 1 UCLA#	73-91	L
M 20	vs. Pacific#	81-84	L

* Rainbow Classic
 # NCAA (Salt Lake City)

1971-72

Record: 21-5
 Conference: 12-2, 1st WAC
 Home: 12-0
 Road: 7-3
 Neutral: 2-2
 Postseason: 0-1 NCAA
 Long Win Streak: 10
 Long Loss Streak: 1
 Highest Rank: 6th AP
 Final Rank: 9th AP
 Vs. Ranked Teams: 0-2
 Coach: Stan Watts

DATE	OPPONENT	SCORE	W/L
D 3	Kansas State*	78-72	W
D 4	St. Joseph's*	73-72	W
D 9	New Mexico State	90-80	W
D 11	Creighton	96-68	W
D 15	at Oklahoma State	84-74	W
D 17	at Kansas ^	67-83	L
D 18	vs. Cincinnati ^	82-79	W
D 22	at Utah State	87-84	W
D 28	vs. No. 7 Indiana+	50-61	L
D 29	vs. Rice+	96-73	W
J 7	Arizona State	111-102	W
J 8	Arizona	88-67	W
J 15	at Utah	67-61	W
J 22	Utah State	101-82	W
J 27	at Colorado State	75-68	W
J 29	at Wyoming	101-74	W
F 3	New Mexico	70-62	W
F 5	UTEP (2OT)	57-53	W
F 11	at Arizona	86-78	W
F 12	at Arizona State	95-99	L
F 19	Utah	79-66	W
F 25	Wyoming	70-56	W
F 26	Colorado State	105-85	W
M 3	at UTEP	69-73	L
M 4	at New Mexico	61-60	W
M 11	vs. No. 5 Long Beach State# (OT)	90-95	L

* BYU Basketball Classic
 ^ Jayhawk Classic
 + Old Dominion Classic
 # NCAA (Pocatello)

1972-73

Record: 19-7
 Conference: 9-5, T2nd WAC
 Home: 11-3
 Road: 5-3
 Neutral: 3-1
 Long Win Streak: 9
 Long Loss Streak: 2
 Highest Rank: 12th AP
 Vs. Ranked Teams: 2-1
 Coach: Glenn Potter

DATE	OPPONENT	SCORE	W/L
D 1	Santa Clara	84-73	W
D 2	Santa Clara	64-66	L
D 7	vs. No. 18 Michigan	83-77	W
D 9	Wisconsin-Milwaukee	101-83	W
D 13	Oklahoma State	96-69	W
D 16	Utah State	88-80	W
D 22	Cal-State Fullerton	89-68	W
D 28	vs. Texas A&M*	83-81	W
D 29	vs. No. 12 Florida State*	80-77	W
D 30	vs. No. 6 Long Beach State*	89-101	L
J 5	Colorado St. (OT)	86-93	L
J 6	Wyoming	62-58	W
J 11	at New Mexico	62-69	L
J 12	at UTEP	56-55	W
J 17	Niagara	93-83	W
J 20	at Utah State	79-69	W
J 25	Arizona	93-79	W
J 27	Arizona State	81-67	W

F 3	Utah	89-73	W
F 9	at Wyoming	67-54	W
F 10	at Colorado State	78-74	W
F 15	UTEP	48-43	W
F 17	New Mexico	66-76	L
F 23	at Arizona State	90-86	W
F 24	at Arizona	94-100	W
M 3	at Utah	71-86	L

* All College Tournament

1973-74

Record: 11-15



GLENN POTTER
Years: 1972-75 (3)
Record: 42-36 (.538)

Conference: 6-8, 6th WAC
Home: 6-4
Road: 3-10
Neutral: 2-1
Long Win Streak: 3
Long Loss Streak: 4
Vs. Ranked Teams: 1-3
Coach: Glenn Potter

DATE	OPPONENT	SCORE	W/L
N 30	Weber State	77-76	W
D 1	Idaho State	83-82	W
D 7	at New Mexico State	72-78	L
D 8	at New Mexico State	74-93	L
D 13	at Denver	97-87	W
D 15	at No. 15 Kansas State	85-95	L
D 17	at Creighton in Omaha	86-99	L
D 22	Utah State	86-87	L
D 26	vs. No. 7 Indiana*	52-96	L
D 28	vs. Army*	81-72	W
D 29	vs. West Virginia*	85-83	W
J 4	at UTEP	62-58	W
J 5	at No. 12 New Mexico	75-84	L
J 12	at Utah	86-104	L
J 19	at Utah State	86-93	L
J 25	No. 20 Arizona State	89-71	W
J 26	Arizona	91-93	L
J 31	at Colorado State	52-69	L
F 2	at Wyoming (OT)	78-75	W
F 7	New Mexico	77-96	L
F 9	UTEP	56-54	W
F 16	Utah	74-89	L
F 21	at Arizona	90-118	L
F 23	at Arizona State	77-100	L
F 28	Wyoming	74-62	W
M 2	Colorado State	70-69	W

* Far West Classic

1974-75

Record: 12-14
Conference: 5-9, 6th WAC
Home: 9-6
Road: 3-8
Long Win Streak: 3
Long Loss Streak: 4
Vs. Ranked Teams: 1-4
Coach: Glenn Potter

DATE	OPPONENT	SCORE	W/L
N 29	Texas	80-72	W
D 6	at Weber State	63-76	L
D 7	Wichita State	69-80	L

D 13	at San Francisco	84-103	L
D 14	at Seattle	85-72	W
D 20	Rhode Island	82-49	W
D 21	Denver	90-89	W
D 28	Utah State	79-83	L
D 30	Bradley	100-87	W
D 31	Davidson	90-76	W
J 4	NE Louisiana	100-81	W
J 10	No. 12 Arizona State	80-110	L
J 11	No. 10 Arizona	66-83	L
J 18	at Utah	73-91	L
J 24	at UTEP	60-86	L
J 25	at New Mexico	96-78	W
F 1	at Utah State	84-92	L
F 7	Colorado State	88-75	W
F 8	Wyoming	75-73	W
F 14	at No. 19 Arizona	81-97	L
F 15	at No. 8 Arizona State	79-99	L
F 22	Utah	73-79	L
F 28	New Mexico (OT)	72-77	L
M 1	No. 15 UTEP	65-54	W
M 7	at Wyoming	67-64	W
M 8	at Colorado State	81-92	L

1975-76

Record: 12-14
Conference: 6-8, T5th WAC
Home: 7-5
Road: 4-9
Neutral: 1-0
Long Win Streak: 3
Long Loss Streak: 5
Coach: Frank Arnold

DATE	OPPONENT	SCORE	W/L
D 4	at Pacific	66-71	L
D 6	at Pacific	89-62	W
D 12	Long Beach State*	84-76	W
D 13	St. John's*	65-78	L
D 17	at Utah State	76-87	L
D 19	Nevada-Reno	85-76	W
D 20	Weber State	89-80	W
D 22	at New Mexico State	79-90	L
D 29	vs. Texas ^ (OT)	91-86	W
D 30	at Old Dominion ^	80-77	W
J 2	at Niagara	60-75	L
J 10	Utah State	73-75	L
J 16	at Arizona	78-79	L
J 17	at Arizona State	68-83	L
J 24	Utah	74-76	L
J 30	New Mexico	81-67	W
J 31	UTEP	56-57	L
F 6	at Wyoming	94-80	W
F 7	at Colorado State	84-93	L
F 13	Arizona State	93-89	W
F 14	Arizona (OT)	79-74	W
F 21	at Utah	84-83	W
F 26	at UTEP	50-51	L
F 28	at New Mexico	74-79	L
M 5	Colorado State	81-85	W
M 6	Wyoming	82-60	W

1976-77

Record: 12-15
Conference: 4-10, 7th WAC
Home: 6-6
Road: 4-9
Neutral: 2-0
Long Win Streak: 3
Long Loss Streak: 5
Vs. Ranked Teams: 0-4
Coach: Frank Arnold

DATE	OPPONENT	SCORE	W/L
N 26	Idaho State	102-84	W
N 27	at Weber State	75-96	L
D 1	Boise State	76-75	W
D 4	at Utah State (OT)	93-95	L
D 10	Seattle*	91-65	W
D 11	Niagara*	65-52	W
D 18	at Davidson	89-61	W
D 20	at No. 11 North Carolina	93-113	L
D 22	at Wichita State	63-69	L
D 27	vs. St. Joseph's ^	68-56	W
D 29	at Oklahoma City ^	68-78	L
D 30	vs. California ^	75-70	W
J 8	Utah State	85-77	W
J 14	Colorado State	41-49	L
J 15	Wyoming	97-64	W
J 20	at Arizona State (OT)	84-86	L
J 22	at No. 16 Arizona	85-113	L
J 27	UTEP	54-62	L
J 29	New Mexico	65-73	L
F 5	at Utah	61-81	L

F 10	at Wyoming	82-72	W
F 12	at Colorado State	67-78	L
F 17	No. 17 Arizona	62-64	L
F 19	Arizona State	65-84	L
F 25	at New Mexico	88-80	W
F 26	at UTEP	65-63	W
M 5	No. 20 Utah	54-67	L

* Cougar Classic
^ All College Tournament

1977-78

Record: 12-18
Conference: 6-8, T4th WAC
Home: 9-4
Road: 3-12
Neutral: 0-2
Long Win Streak: 3
Long Loss Streak: 4
Vs. Ranked Teams: 0-4
Coach: Frank Arnold

DATE	OPPONENT	SCORE	W/L
N 26	at UCLA	73-75	L
N 28	Long Beach State	100-91	W
N 29	at Nevada-Reno	66-100	L
D 3	at Idaho State	87-94	L
D 9	Montana*	72-76	L
D 10	Cal-St. Fullerton*	75-80	L
D 13	McNeese State	78-68	W
D 16	at Illinois	74-81	L
D 17	at Bradley	86-79	W
D 21	at Utah State	89-91	L
D 23	at San Diego State	88-104	L
D 28	vs. No. 2 North Carolina ^	81-94	L
D 29	vs. Rhode Island ^	87-92	L
D 30	at Hawai'i ^	88-78	W
J 3	Weber State	81-76	W
J 7	Utah State (2OT)	85-84	W
J 12	at Wyoming	82-89	L
J 14	at Colorado State	66-76	L
J 19	Arizona	87-86	W
J 21	Arizona State	96-89	W
J 26	at No. 10 New Mexico	82-95	L
J 28	at UTEP (OT)	78-76	W
F 4	Utah*	76-89	L
F 10	Colorado State	98-81	W
F 11	Wyoming	76-56	W
F 16	at Arizona State	75-76	L
F 18	at Arizona	90-104	L
F 23	UTEP	73-64	W
F 25	No. 5 New Mexico	66-71	L
M 4	at No. 19 Utah	74-81	L

* Cougar Classic
^ Rainbow Classic

1978-79

Record: 20-8
Conference: 10-2, 1st WAC
Home: 14-0
Road: 5-6
Neutral: 1-2
Postseason: 0-1 NCAA
Long Win Streak: 5
Long Loss Streak: 2
Vs. Ranked Teams: 0-2
Coach: Frank Arnold



FRANK ARNOLD
Years: 1975-83 (8)
Record: 137-94 (.593)

ALL-TIME SEASON RESULTS



DATE	OPPONENT	SCORE	W/L
N 24	Hawaii	93-69	W
N 25	Portland State	111-82	W
D 1	at Baylor	92-86	W
D 2	at No. 13 Texas	57-96	L
D 6	Utah State	99-70	W
D 8	St. Joseph's*	90-71	W
D 9	Purdue*	76-64	W
D 14	at Rhode Island	76-85	L
D 16	at St. John's	83-90	L
D 21	Harvard	113-72	W
D 23	Oral Roberts	120-104	W
D 29	vs. Georgia Tech ^	81-83	L
D 30	vs. Houston ^	84-77	W
J 4	Denver	92-53	W
J 6	at Utah State	68-84	L
J 11	UTEP	80-56	W
J 13	New Mexico	100-83	W
J 20	at Utah	90-76	W
J 25	at Colorado State	98-83	W
J 27	at Wyoming (OT)	69-71	L
F 3	San Diego State	88-80	W
F 9	at New Mexico	65-66	L
F 10	at UTEP	77-68	W
F 17	Utah	76-50	W
F 22	Wyoming	78-73	W
F 24	Colorado State	66-61	W
M 1	at San Diego State	96-95	W
M 10	vs. No. 19 San Francisco#	63-86	L

* Cougar Classic
^ Pillsbury Holiday Classic
NCAA (Tucson)

1979-80

Record: 24-5
Conference: 13-1, 1st WAC
Home: 12-2
Road: 10-1
Neutral: 2-2
Postseason: 0-1 NCAA
Long Win Streak: 12
Long Loss Streak: 1
Highest Rank: 12th AP
Final Rank: 12th AP
Vs. Ranked Teams: 0-1
Coach: Frank Arnold

DATE	OPPONENT	SCORE	W/L
N 30	Illinois	76-86	L
D 1	Baylor	100-58	W
D 7	at Tulsa	73-71	W
D 8	at Oral Roberts	76-75	W
D 11	Cal-St. Fullerton	80-64	W
D 14	UC-Santa Barbara*	87-65	W
D 15	La Salle* (3OT)	108-106	W
D 18	at Long Beach St.	76-78	L
D 22	at Utah State	89-84	W
D 26	vs. Penn State ^	58-50	W
D 28	vs. No. 18 Oregon St. ^	71-86	L
D 29	vs. NC-Charlotte ^	104-91	W
J 3	at New Mexico	75-63	W
J 5	at UTEP	70-69	W
J 12	Utah	89-72	W
J 18	Wyoming	53-56	L
J 19	Colorado State	104-82	W
J 24	at San Diego St.	123-91	W
J 26	at Hawai'i	34-33	W
J 31	UTEP	89-81	W
F 2	New Mexico	89-68	W
F 9	at Utah	83-82	W
F 12	Utah State	84-83	W
F 16	Alaska	93-59	W
F 21	at Colorado State	111-86	W
F 23	at Wyoming	39-30	W
F 28	Hawaii	107-82	W
M 1	San Diego State	114-81	W
M 8	vs. Clemson#	66-71	L

* Cougar Classic
^ Far West Classic
NCAA (Ogden)

1980-81

Record: 25-7
Conference: 12-4, 3rd WAC
Home: 13-0
Road: 8-6
Neutral: 4-1
Postseason: 3-1 NCAA
Long Win Streak: 7
Long Loss Streak: 1
Highest Rank: 15th AP
Final Rank: 16th AP
Vs. Ranked Teams: 4-2
Coach: Frank Arnold

DATE	OPPONENT	SCORE	W/L
------	----------	-------	-----

N 28	at Washington	80-70	W
N 29	at Oregon State	68-75	L
D 6	at Utah State	82-79	W
D 12	North Texas*	108-92	W
D 13	St. Mary's*	95-76	W
D 16	Michigan State	82-50	W
D 19	vs. No. 17 Illinois ^	80-75	W
D 20	at Tennessee ^	65-81	L
D 23	at Weber State	85-78	W
D 27	Utah State	104-89	W
J 2	at Air Force	77-65	W
J 3	at UNLV (OT)	92-90	W
J 8	San Diego State	84-73	W
J 10	Hawaii	91-74	W
J 15	at New Mexico	92-87	W
J 17	at UTEP	62-64	L
J 23	Colorado State	66-46	W
J 24	Wyoming	84-70	W
J 31	at No. 9 Utah	56-60	L
F 6	UNLV	86-77	W
F 7	Air Force	62-51	W
F 12	at Hawaii	77-72	L
F 14	at San Diego St.	72-73	L
F 19	UTEP	84-75	W
F 21	New Mexico	78-72	W
F 26	at Wyoming (2OT)	84-86	L
F 28	at Colorado State	80-69	W
M 7	No. 9 Utah	95-76	W
M 12	vs. Princeton#	60-51	W
M 14	vs. No. 10 UCLA#	78-55	W
M 19	vs. No. 7 Notre Dame#	51-50	W
M 21	vs. No. 5 Virginia#	60-74	L

* Cougar Classic
^ Volunteer Classic
NCAA (Providence/Atlanta)

1981-82

Record: 17-13
Conference: 9-7, T4th WAC
Home: 11-5
Road: 6-7
Neutral: 0-1
Postseason: 0-1 NIT
Long Win Streak: 6
Long Loss Streak: 3
Highest Rank: 15th AP
Vs. Ranked Teams: 0-1
Coach: Frank Arnold

DATE	OPPONENT	SCORE	W/L
N 21	vs. Virginia*	61-63	L
N 27	at UCLA	79-75	W
N 28	at Cal-State Fullerton	81-66	W
D 4	Oregon State	44-56	L
D 5	No. 18 UNLV	63-66	L
D 8	at Utah State	51-43	W
D 11	Idaho State ^	77-71	W
D 12	Western Carolina ^	86-63	W
D 15	Weber State	63-55	W
D 18	at Princeton	39-38	W
D 22	Cal Poly-Pomona	89-65	W
D 26	Utah State	74-79	L
J 2	UTEP	67-60	W
J 4	New Mexico	76-58	W
J 7	at Colorado State	40-50	L
J 9	at Wyoming	42-61	L
J 15	Utah	74-51	W
J 21	Air Force	54-40	W
J 23	Wyoming	25-27	L
J 28	at San Diego State	66-80	L
J 30	at Hawaii	60-62	L
F 6	Colorado State	60-54	W
F 12	at UNLV	50-52	L
F 13	at Air Force	49-41	W
F 19	at Utah	61-68	L
F 25	Hawaii	75-66	W
F 27	San Diego State	106-66	W
M 4	at UTEP	45-43	W
M 6	at New Mexico	65-67	L
M 10	Washington+	63-66	L

* Hall of Fame Classic
^ Cougar Classic
+ NIT (Provo)

1982-83

Record: 15-14
Conference: 11-5, T1st WAC
Home: 9-6
Road: 6-7
Neutral: 0-1
Long Win Streak: 5
Long Loss Streak: 5
Vs. Ranked Teams: 0-1
Coach: Frank Arnold

DATE	OPPONENT	SCORE	W/L
------	----------	-------	-----

N 26	UCLA	82-85	L
N 27	Iowa	80-91	L
N 30	Utah State	69-75	L
D 4	at Michigan State	55-63	L
D 10	Long Beach State* (OT)	77-81	L
D 11	Fordham*	70-62	W
D 14	at Utah State	68-80	L
D 18	at Boise State	68-67	W
D 21	Providence	66-52	W
D 27	at No. 7 St. John's ^	64-75	L
D 29	vs. St. Joseph's ^	65-68	L
D 31	Princeton	51-32	W
J 6	at Weber State (2OT)	81-84	L
J 14	San Diego State	96-74	W
J 15	Hawaii	86-62	W
J 20	at Colorado State	77-63	W
J 22	at Wyoming	82-64	W
J 24	at Air Force	73-61	W
J 27	UTEP	49-65	L
J 29	New Mexico	66-48	W
F 5	at Utah	72-75	L
F 10	at Hawaii	69-80	L
F 12	at San Diego State	69-67	W
F 17	Colorado State	69-58	W
F 19	Air Force	66-57	W
F 25	at New Mexico	70-71	L
F 27	at UTEP	58-54	W
M 5	Utah (3OT)	62-64	L
M 12	Wyoming	54-41	W

* Cougar Classic
^ Holiday Festival

1983-84

Record: 20-11
Conference: 12-4, 2nd WAC
Home: 14-1
Road: 5-8
Neutral: 1-2
Postseason: 1-1 NCAA
Long Win Streak: 4
Long Loss Streak: 2
Vs. Ranked Teams: 1-5
Coach: Ladell Andersen

DATE	OPPONENT	SCORE	W/L
N 26	at Utah State	78-90	L
N 30	Hofstra	119-84	W
D 9	Utah State*	81-83	L
D 10	St. Mary's (Calif.)*	106-74	W
D 16	vs. VCU ^	81-77	W
D 17	at No. 2 Kentucky ^	59-93	L
D 21	Oregon	79-78	W
D 23	Boise State	66-54	W
D 28	at No. 7 UCLA	73-82	L
J 7	Weber State (OT)	86-81	W
J 14	Utah (2OT)	113-105	W
J 19	at Hawaii	95-77	W
J 21	at San Diego State	75-79	L
J 26	Wyoming	74-61	W
J 28	Air Force	69-49	W
J 30	Colorado State	73-57	W
F 2	at New Mexico	86-73	W
F 4	at No. 7 UTEP	77-86	L
F 8	at Utah	82-79	W
F 11	at No. 3 Georgetown	51-67	L
F 14	Hawaii (2OT)	87-85	W
F 16	San Diego St. (OT)	94-92	W
F 18	Notre Dame	68-64	W
F 23	at Colorado State	65-70	L
F 25	at Wyoming	55-56	L
F 27	at Air Force	71-67	W
M 1	No. 8 UTEP	83-65	W
M 3	New Mexico	80-73	W
M 9	vs. New Mexico+	55-64	L
M 15	at UAB#	84-68	W
M 17	vs. No. 3 Kentucky#	68-93	L

* Cougar Classic
^ Kentucky Invitational
+ WAC Tournament (El Paso)
NCAA (Birmingham)

1984-85

Record: 15-14
Conference: 9-7, T3rd WAC
Home: 9-5
Road: 4-7
Neutral: 2-2
Long Win Streak: 5
Long Loss Streak: 4
Vs. Ranked Teams: 1-0
Coach: Ladell Andersen

DATE	OPPONENT	SCORE	W/L
N 30	vs. La Salle*	73-74	L
D 1	vs. Pacific*	72-63	W
D 4	Utah State	93-97	L

D 8	at Weber State	79-87	L
D 11	at Utah State (OT)	91-92	L
D 14	SW Missouri ^	66-46	W
D 15	Hofstra ^	86-76	W
D 19	UCLA	89-81	W
D 22	No. 7 Washington	84-75	L
D 28	vs. Villanova+	61-91	L
D 29	vs. Yale+	73-58	W
J 3	UTEP	62-60	W
J 5	New Mexico	70-76	L
J 12	at San Diego State	70-89	L
J 14	at Hawaii (OT)	88-78	W
J 17	at Air Force	79-72	W
J 19	at Colorado State	65-64	W
J 24	Wyoming	78-65	W
J 26	at Utah	63-62	W
J 31	San Diego State	71-77	L
F 2	Air Force	66-60	W
F 7	at New Mexico	74-76	L
F 9	at UTEP (3OT)	86-97	L
F 14	Colorado State	77-69	W
F 16	Air Force	71-61	W
F 23	at Notre Dame	58-67	L
F 28	at Wyoming	66-78	L
M 2	Utah (3OT)	85-86	L
M 4	Air Force**	79-82	L

* Stanford Invitational
^ Cougar Classic
+ Cotton States Classic
** WAC Tournament (Provo)

1985-86

Record: 18-14
Conference: 11-5, 4th WAC
Home: 12-4
Road: 5-8
Neutral: 1-2
Postseason: 2-1 NIT
Long Win Streak: 12
Long Loss Streak: 3
Vs. Ranked Teams: 2-1
Coach: Ladell Andersen

DATE	OPPONENT	SCORE	W/L
N 30	Washington State	65-69	L
D 3	at Utah State	80-82	L
D 6	vs. TCU*	50-63	L
D 7	vs. Fordham*	75-72	W
D 10	Utah State	76-88	L
D 13	Long Beach State ^	94-75	W
D 14	Pepperdine ^	73-83	L
D 19	at Washington	68-74	L
D 21	at Oregon	69-72	L
D 28	Weber State (OT)	88-86	W
J 2	at No. 19 UTEP	64-69	L
J 4	at New Mexico	57-60	L
J 10	Hawaii	80-66	W
J 11	San Diego State	82-70	W
J 13	No. 16 Notre Dame (OT)	80-76	W
J 17	at Colorado State	68-63	L
J 18	at Air Force	65-57	W
J 21	at Oral Roberts	67-65	W
J 23	Air Force	66-45	W
J 25	Utah	87-69	W
F 6	at San Diego St.	81-71	W
F 8	at Hawaii	76-66	W
F 14	New Mexico	74-67	W
F 15	No. 15 UTEP	72-69	W

F 20	at Wyoming	56-66	L
F 22	at Utah	71-74	L
F 27	Colorado State	86-76	W
M 1	Wyoming	62-65	L
M 6	vs. New Mexico**	68-79	L
M 13	SMU+	67-63	W
M 18	UC-Irvine+	93-80	W
M 21	at Ohio State+	68-79	L

* Kactus Klassic
^ Cougar Classic
** WAC Tournament
+ NIT

1986-87

Record: 21-11
Conference: 12-4, 2nd WAC
Home: 10-4
Road: 9-6
Neutral: 2-1
Postseason: 0-1 NCAA
Long Win Streak: 8
Long Loss Streak: 2
Vs. Ranked Teams: 1-2
Coach: Ladell Andersen

DATE	OPPONENT	SCORE	W/L
N 21	at Oklahoma*	110-119	L
D 3	Utah State	100-86	W
D 6	at Notre Dame	46-62	L
D 9	at No. 4 Iowa	75-86	L
D 12	Arizona State ^	91-85	W
D 13	UC-Fullerton ^	56-59	L
D 16	at Utah State	97-93	W
D 18	at Weber State	84-69	W
D 20	Oral Roberts	95-73	W
D 23	No. 14 Pittsburgh	93-73	W
D 29	vs. Michigan St. +	96-88	W
D 30	at Santa Clara+	77-66	W
J 2	Colorado St. (OT)	75-67	W
J 3	Wyoming	77-74	W
J 6	SW Missouri (OT)	61-62	L
J 9	at UTEP	73-66	W
J 10	at New Mexico	89-102	L
J 15	San Diego State	94-82	W
J 17	Hawaii	90-79	W
J 22	Air Force	87-69	W
J 24	at Utah	80-70	W
J 30	at Air Force	91-93	L
J 31	at Colorado State	51-49	W
F 5	New Mexico	98-73	W
F 7	UTEP (OT)	91-93	L
F 14	Utah	58-65	L
F 21	at Wyoming	67-63	W
F 26	at San Diego State	85-68	W
F 28	at Hawaii	100-80	W
M 5	vs. Air Force** (OT)	82-79	W
M 6	at New Mexico**	86-93	L
M 12	vs. No. 16 New Orleans#	79-83	L

* Coca-Cola NIT Classic
^ Cougar Classic
+ Cable Car Classic
** WAC Tournament
NCAA (Birmingham)

1987-88

Record: 26-6
Conference: 13-3, 1st WAC
Home: 17-1
Road: 9-3
Neutral: 1-1
Postseason: 1-1 NCAA
Long Win Streak: 17
Long Loss Streak: 1
Highest Rank: 2nd AP
Final Rank: 19th AP
Vs. Ranked Teams: 3-0
Coach: Ladell Andersen

DATE	OPPONENT	SCORE	W/L
N 27	Montana State	90-89	W
D 1	at Utah State	96-92	W
D 3	at Washington St.	60-54	W
D 5	at UCLA	87-80	W
D 11	Weber State*	104-71	W
D 12	Chicago State*	91-60	W
D 19	Utah State (OT)	121-112	W
D 29	La Salle	95-82	W
J 2	Cent. Connecticut	109-76	W
J 7	Hawaii	97-66	W
J 9	San Diego State	92-65	W
J 15	at No. 12 Wyoming	83-67	W
J 21	at No. 18 UTEP	81-71	W
J 23	at New Mexico	89-82	W
J 30	Air Force	95-75	W
F 2	Tulsa	72-57	W
F 4	Utah	82-64	W

F 6	at Ala.-Birmingham	83-102	L
F 9	Miami (Fla.)	99-86	W
F 11	No. 18 Wyoming	78-69	W
F 13	Colorado State	86-80	W
F 18	at San Diego St. (OT)	80-82	L
F 20	at Hawaii	72-70	W
F 23	at Colorado State	75-67	W
F 25	at Air Force	76-62	W
F 27	at Utah	60-62	L
M 3	New Mexico	89-82	W
M 5	UTEP (2OT)	80-83	L
M 10	Hawaii ^	76-74	W
M 11	UTEP ^	63-66	L
M 17	vs. UNC-Charlotte#	98-92	W
M 19	vs. Louisville#	76-97	L

* Cougar Classic
^ WAC Tournament (Provo)
NCAA (Atlanta)

1988-89

Record: 14-15
Conference: 7-9, 5th WAC
Home: 10-5
Road: 3-8
Neutral: 1-2
Long Win Streak: 3
Long Loss Streak: 4
Coach: Ladell Andersen

DATE	OPPONENT	SCORE	W/L
N 25	vs. Northeastern*	87-78	W
N 26	vs. St. John's*	77-83	L
D 1	at Weber State	78-80	L
D 3	UCLA	87-97	L
D 9	Texas-Arlington ^	87-70	W
D 10	St. Mary's (Calif.) ^	69-70	L
D 17	Utah State	96-85	W
D 21	at Utah State	74-72	W
D 23	Brown	90-65	W
J 5	at New Mexico	84-88	L
J 7	at UTEP	76-91	W
J 12	San Diego State	85-81	W
J 14	Hawaii	73-77	L
J 19	at Air Force (OT)	89-88	W
J 21	at Colorado State	84-69	W
J 24	Air Force	78-79	L
J 28	Wichita State	93-92	W
F 2	at Utah	86-90	L
F 4	at Miami (Fla.)	86-107	L
F 9	at San Diego St.	74-89	L
F 11	at Hawaii	66-68	L
F 14	UC-Berkeley	87-74	W
F 16	UTEP	84-76	W
F 18	New Mexico	90-79	W
F 23	at Wyoming	65-72	L
F 25	Utah	81-74	W
M 2	Wyoming	71-67	W
M 4	Colorado State	72-89	L
M 10	vs. Hawaii+	69-72	L

* Lapchick Tournament
^ Cougar Classic
+ WAC Tournament (SLC)

1989-90

Record: 21-9
Conference: 11-5, 11st WAC
Home: 16-0
Road: 5-7
Neutral: 0-2
Postseason: 0-1 NCAA
Long Win Streak: 10
Long Loss Streak: 3
Vs. Ranked Teams: 0-1
Coach: Roger Reid

DATE	OPPONENT	SCORE	W/L
N 24	Siena	83-62	W
N 25	E. Washington	96-84	W
N 28	Weber State	81-65	W
N 30	Utah State	71-65	W
D 2	at Penn State	72-82	L
D 5	at Arizona State	65-64	W
D 8	North Texas*	97-68	W
D 9	UAB*	98-82	W
D 12	Utah State	69-68	W
D 21	Northwestern	69-68	W
D 23	at California	63-85	L
J 4	at Hawaii	71-80	L
J 6	at San Diego St.	63-60	W
J 11	UTEP (OT)	69-67	W
J 13	New Mexico	79-78	W
J 18	at Air Force	64-56	W
J 20	at Wyoming	65-60	W
J 25	Utah	65-49	W
J 27	Colorado State	67-52	W
F 1	San Diego State	75-58	W



LADELL ANDERSEN
Years: 1983-89 (6)
Record: 114-71 (.616)

ALL-TIME SEASON RESULTS



F 3	Hawaii	68-65	W
F 7	at Tulsa	66-64	W
F 10	at Utah	73-89	L
F 15	at New Mexico	51-60	L
F 17	at UTEP	63-64	L
F 22	Wyoming	75-64	W
F 24	Air Force	67-42	W
M 1	at Colorado State	57-59	L
M 8	vs. Utah (OT)+	61-62	L
M 15	vs. No. 17 Clemson#	47-49	L

! (win later vacated by the NCAA)

* Cougar Classic
+ WAC Tournament (El Paso)
NCAA (Hartford)

1990-91

Record: 21-13
Conference: 11-5, 2nd WAC
Home: 10-6
Road: 7-4
Neutral: 4-3
Postseason: 1-1 NCAA
Long Win Streak: 5
Long Loss Streak: 2
Vs. Ranked Teams: 1-5
Coach: Roger Reid

DATE	OPPONENT	SCORE	W/L
N 14	E. Tennessee St.*	80-83	L
N 24	Utah State	98-94	W
N 29	at Weber State	69-57	W
D 1	at Utah State	63-58	W
D 4	at La Salle	81-93	L
D 7	Eastern Kentucky ^	90-86	W
D 8	No. 17 St. John's ^	62-67	L
D 12	Arizona State	74-82	L
D 19	James Madison	84-66	W
D 21	Stetson	75-77	L
D 22	Tulsa	62-60	W
D 27	vs. No. 12 S. Carolina+	49-52	L
D 29	vs. Rutgers+	70-85	L
J 3	at San Diego State	73-61	W
J 5	at Hawaii	65-74	L
J 10	UTEP	83-67	W
J 12	New Mexico	72-65	W
J 17	at Colorado State	72-55	W
J 19	at Wyoming	80-86	L
J 25	Air Force	72-55	W
J 26	Wyoming	72-77	L
J 31	Colorado State	69-52	W
F 2	at UTEP	69-65	W
F 7	San Diego State	75-55	W
F 9	Hawaii	82-74	W
F 14	at New Mexico	83-76	W
F 16	at No. 14 Utah	74-81	L
F 23	at Air Force	70-61	W
M 2	No. 9 Utah (OT)	71-72	L
M 7	vs. Colorado St.**	69-56	W
M 8	vs. Hawaii** (OT)	73-71	W
M 9	vs. No. 8 Utah** (OT)	51-49	W
M 14	vs. Virginia#	61-48	W
M 16	vs. No. 8 Arizona#	61-76	L

^ Dodge NIT
* Cougar Classic
+ Holiday Festival
** WAC Tournament (Laramie)
NCAA (SLC)

1991-92

Record: 25-7
Conference: 12-4, T1st WAC
Home: 14-1
Road: 7-4
Neutral: 4-2
Postseason: 0-1 NCAA
Long Win Streak: 7
Long Loss Streak: 1
Vs. Ranked Teams: 1-2
Coach: Roger Reid

DATE	OPPONENT	SCORE	W/L
N 26	at Utah State	82-66	W
D 5	at Tulsa	102-86	W
D 7	at James Madison	66-63	W
D 13	Utah State*	93-77	W
D 14	Princeton*	65-59	W
D 19	McNeese State	104-64	W
D 21	Weber State	81-68	W
D 28	vs. No. 11 Michigan ^	83-86	L
D 29	vs. Florida ^	79-73	L
J 4	Tennessee Tech	95-68	W
J 9	at UTEP	69-89	L
J 11	Colorado State	72-51	W
J 16	Wyoming	68-59	W
J 18	Air Force	66-45	W
J 23	at Wyoming	67-72	L

J 25	at Colorado St. (OT)	79-74	W
J 30	New Mexico	85-65	W
F 1	No. 19 UTEP	80-63	W
F 6	at San Diego St.	89-59	W
F 8	at Hawaii	83-87	L
F 13	at Air Force	68-60	W
F 15	La Salle	80-81	L
F 20	Utah	58-56	W
F 22	at New Mexico (OT)	84-95	L
F 27	Hawaii	81-64	W
F 29	San Diego State	98-78	W
M 3	Cal St Northridge	100-68	W
M 7	at Utah	87-73	W
M 12	vs. Air Force+	72-51	W
M 13	vs. Utah+	75-62	W
M 14	vs. UTEP+	73-71	W
M 19	vs. No. 25 LSU#	83-94	L

* Cougar Classic
^ Red Lobster (Orlando)
+ WAC Tournament (Fort Collins)
NCAA (Boise)

1992-93

Record: 25-9
Conference: 15-3, T1st WAC
Home: 13-1
Road: 8-3
Neutral: 4-5
Postseason: 1-1 NCAA
Long Win Streak: 13
Long Loss Streak: 3
Highest Rank: 21st AP
Vs. Ranked Teams: 1-3
Coach: Roger Reid

DATE	OPPONENT	SCORE	W/L
D 1	Arizona State	108-98	W
D 4	at Utah State	93-83	W
D 8	at Weber St. (OT)	77-83	L
D 11	Southern Utah*	108-62	W
D 12	Georgia*	74-64	W
D 18	Utah State	89-65	W
D 21	vs. No. 9 Oklahoma ^	76-75	W
D 22	vs. Memphis St. ^ (OT)	73-67	W
D 23	vs. No. 1 Duke ^	66-89	L
D 28	vs. Oregon+	70-76	L
D 29	vs. Oregon State+	79-93	L
J 2	UTEP	79-73	W
J 4	New Mexico	70-56	W
J 9	Utah	53-54	L
J 14	at Fresno State	72-57	W
J 16	at Air Force	103-68	W
J 21	San Diego State	76-64	W
J 23	Hawaii (OT)	84-80	W
J 28	at Colorado State	70-63	W
J 30	at Wyoming	77-64	W
F 4	Colorado State	81-57	W
F 6	Wyoming	75-62	W
F 11	at Hawaii	62-56	W
F 13	at San Diego State	80-73	W
F 18	Fresno State	90-74	W
F 20	Air Force	98-80	W
F 25	Sacramento State	128-78	W
F 27	at No. 11 Utah	83-89	L
M 4	at UTEP	84-63	W
M 6	at New Mexico	76-79	L
M 11	vs. Hawaii**	85-71	W
M 12	vs. New Mexico**	59-68	L
M 18	vs. SMU#	80-71	W
M 20	vs. No. 9 Kansas#	76-90	L

* Cougar Classic
^ Maui Invitational (Hawaii)
+ Far West Classic (Portland, Oregon)
** WAC Tournament (SLC)
NCAA (Chicago)

1993-94

Record: 22-10
Conference: 12-6, 3rd WAC
Home: 14-2
Road: 5-6
Neutral: 3-2
Postseason: 1-1 NIT
Long Win Streak: 6
Long Loss Streak: 2
Vs. Ranked Teams: 0-1
Coach: Roger Reid

DATE	OPPONENT	SCORE	W/L
N 27	at Arizona State	95-106	L
D 3	vs. S. Carolina*	72-68	W
D 4	vs. No. 4 N. Carolina*	65-97	L
D 10	Nicholls State ^	111-96	W
D 11	Oklahoma Baptist ^	78-76	W
D 14	Utah State	78-65	W
D 17	Texas Tech	84-74	W

D 21	Weber State	92-79	W
D 28	W. Washington	106-74	W
J 3	at New Mexico	68-74	L
J 5	at UTEP	67-59	W
J 8	at Utah	64-62	W
J 13	Fresno State	73-65	W
J 15	Air Force	87-73	W
J 20	at San Diego St. (OT)	83-82	W
J 22	at Hawaii	66-69	L
J 27	Wyoming	82-66	W
J 29	Colorado State	79-66	W
F 3	at Wyoming	65-79	L
F 5	at Colorado St. (OT)	72-70	W
F 10	San Diego State	101-87	W
F 12	Hawaii	85-79	W
F 17	at Air Force	94-82	W
F 19	at Fresno State	68-73	L
F 26	Utah	73-70	W
M 3	New Mexico (OT)	82-84	L
M 5	UTEP	61-62	L
M 10	vs. Utah+	96-65	W
M 11	vs. Fresno State+	87-72	W
M 12	vs. Hawaii+	66-73	L
M 17	Arizona State#	74-67	W
M 22	at Fresno State#	66-68	L

* Tournament of Champions (Charlotte)
^ Cougar Classic
+ WAC Tournament (SLC)
NIT

1994-95

Record: 22-10
Conference: 13-5, T2nd WAC
Home: 14-0
Road: 5-7
Neutral: 3-3
Postseason: 0-1 NCAA
Long Win Streak: 7
Long Loss Streak: 3
Vs. Ranked Teams: 1-0
Coach: Roger Reid

DATE	OPPONENT	SCORE	W/L
N 23	vs. Oklahoma St.*	69-59	W
N 25	vs. Louisville*	75-60	W
N 26	vs. Minnesota*	74-79	L
D 1	at Utah State	59-83	L
D 3	Nevada-Reno	96-80	W
D 6	Mississippi State (OT)	74-68	W
D 9	Southern Utah ^	82-67	W
D 10	Northwestern St. ^	80-53	W
D 17	NE Louisiana	87-69	W
D 21	at Weber State	74-86	L
D 29	at San Jose State+	74-61	W
D 30	vs. Santa Clara+	76-55	W
J 3	Utah	64-57	W
J 7	at Air Force	89-68	W
J 9	at Fresno State	69-61	W
J 12	San Diego State	66-57	W
J 14	Hawaii	74-67	W
J 19	at Colorado State	72-80	L
J 21	at Wyoming	58-52	W
J 26	UTEP (OT)	95-89	W
J 28	New Mexico	81-63	W
F 2	at UTEP (OT)	85-88	L
F 4	at New Mexico	74-72	W
F 9	Colorado State	76-68	W
F 11	Wyoming	78-72	W
F 16	at Hawaii	70-73	L
F 18	at San Diego St.	52-58	L
F 23	Fresno State	81-59	W
F 25	Air Force	79-72	W
M 4	at Utah	79-87	L
M 9	vs. Colorado St.**	73-75	L
M 16	vs. Tulane#	70-76	L

* Great Alaska Shootout
^ Cougar Classic
+ Cable Car Classic (San Jose)
** WAC Tournament (Albuquerque)
NCAA (Memphis)

1995-96

Record: 15-13
Conference: 9-9, 5th WAC
Home: 11-4
Road: 4-8
Neutral: 0-1
Long Win Streak: 4
Long Loss Streak: 3
Vs. Ranked Teams: 0-3
Coach: Roger Reid

DATE	OPPONENT	SCORE	W/L
N 25	Boise State	86-71	W
N 28	at Nevada-Reno	77-79	L
D 2	at No. 8 Mississippi St.	74-79	L



ROGER REID
 Years: 1989-96 (8)
 Record: 152-77 (.664)

D 5	Utah State	76-52	W
D 8	CS-Northridge*	99-74	W
D 9	Louisiana Tech*	74-64	W
D 12	Weber State	91-86	W
D 22	at Texas Tech	71-81	L
D 28	Morgan State	110-69	W
J 2	at No. 15 Utah	77-83	L
J 8	Air Force	68-64	W
J 10	Fresno State	97-84	W
J 13	at San Diego State	76-83	L
J 15	at Hawaii	78-77	W
J 18	Wyoming	84-75	W
J 20	Colorado State	76-78	L
J 25	at New Mexico	77-83	L
J 27	at UTEP	90-82	W
F 1	New Mexico	81-88	L
F 3	UTEP	82-71	W
F 8	at Colorado St.	76-81	L
F 10	at Wyoming	81-71	W
F 15	San Diego State	81-68	W
F 17	Hawaii	89-94	L
F 22	at Air Force	80-66	W
F 24	at Fresno State	83-95	L
M 2	No. 10 Utah	85-96	L
M 7	vs. Colorado St.+	84-100	L

* Cougar Classic
 + WAC Tournament (Albuquerque)

1996-97

Record: 1-25
 Conference: 0-16, 8th WAC
 Home: 1-13
 Road: 0-12
 Long Win Streak: 1
 Long Loss Streak: 21
 Vs. Ranked Teams: 0-5
 Coach: Roger Reid/Tony Ingle

DATE	OPPONENT	SCORE	W/L
N 22	Cal St.-Fullerton	67-75	L
N 26	at Washington	44-95	L
N 30	Pacific	58-80	L
D 4	at Weber State	80-97	L
D 10	Utah State	64-61	W
D 13	Boise State*	58-65	L
D 14	Houston*	69-89	L
D 21	at Georgia	65-84	L
D 27	at Penn State	53-75	L
D 31	San Diego St. (OT)	86-89	L
J 4	at Wyoming	61-89	L
J 11	No. 9 Utah	51-61	L
J 16	at TCU	61-101	L
J 18	at SMU	50-75	L
J 23	Rice	59-62	L
J 25	No. 24 Tulsa	56-72	L
F 1	at UTEP	49-75	L
F 3	at No. 13 New Mexico	32-74	L
F 6	at No. 5 Utah	49-85	L
F 8	Wyoming	60-72	L
F 13	TCU	80-92	L
F 15	Southern Methodist	62-74	L
F 20	at Tulsa	65-80	L
F 22	at Rice	44-68	L
F 27	No. 11 New Mexico	48-90	L
M 1	UTEP	76-81	L

* Cougar Classic

1997-98

Record: 9-21
 Conference: 4-10, 6th WAC
 Home: 4-10
 Road: 4-9
 Neutral: 1-2
 Long Win Streak: 2
 Long Loss Streak: 9
 Vs. Ranked Teams: 1-3
 Coach: Steve Cleveland

DATE	OPPONENT	SCORE	W/L
N 14	at San Diego St.	73-59	W
N 19	Washington State	49-78	L
N 21	Oregon	67-74	L
N 29	at Utah State	69-72	L
D 2	Penn State	50-80	L
D 6	at Boise State	67-83	L
D 9	Washington	68-83	L
D 12	Weber State*	83-70	W
D 13	Pepperdine*	53-52	W
D 22	at California	64-68	L
D 27	at Hawaii	53-73	L
D 28	vs. Virginia	54-72	L
D 29	vs. Ohio State	72-65	W
J 5	at Tulsa	57-53	W
J 10	No. 3 Utah	61-71	L
J 15	Wyoming	60-41	W
J 17	Colorado State	44-55	L
J 22	at UNLV	63-76	L
J 24	at Air Force	61-80	L
J 29	No. 14 New Mexico	54-72	L
J 31	UTEP	59-68	L
F 5	at No. 5 Utah	68-83	L
F 7	Tulsa	59-65	L
F 12	at Colorado State	74-83	L
F 14	at Wyoming	54-77	L
F 19	Air Force	79-60	W
F 21	UNLV	76-84	L
F 26	at No. 16 New Mexico	83-62	W
F 28	at UTEP (SOT)	76-75	W
M 3	vs. Tulsa+	56-59	L

* Cougar Classic
 + WAC Tournament (Las Vegas)

1998-99

Record: 12-16
 Conference: 6-8, 5th WAC
 Home: 9-5
 Road: 2-10
 Neutral: 1-1
 Long Win Streak: 3
 Long Loss Streak: 4
 Vs. Ranked Teams: 0-5
 Coach: Steve Cleveland

DATE	OPPONENT	SCORE	W/L
N 13	Wofford	73-67	W
N 19	at Weber State	80-83	L
N 23	at Auburn	43-62	L
N 28	No. 11 Arizona (OT)	74-78	L
D 1	Denver	89-71	W
D 5	at Oregon	62-93	L
D 8	at Washington St.	69-70	L
D 11	Louisiana Tech*	76-68	W
D 12	CS-Northridge*	84-78	W
D 19	California	70-71	L
D 22	at UC-Irvine	75-82	L
J 2	Utah State	61-59	W
J 9	at Utah	54-75	L
J 14	at San Diego State	83-76	W
J 16	at Hawaii	60-59	W
J 21	San Jose State	75-44	W
J 23	Fresno State	75-79	L
J 28	at UTEP	72-87	L
J 30	at No. 12 New Mexico	68-78	L
F 6	No. 20 Utah	46-71	L
F 11	Hawaii	81-68	W
F 13	San Diego State	93-76	W
F 18	at Fresno State	71-80	L
F 20	at San Jose St. (OT)	74-76	L
F 25	No. 21 New Mexico	64-85	L
F 27	UTEP	85-64	W
M 2	vs. TCU+	90-74	W
M 4	vs. No. 8 Utah+	62-81	L

* Cougar Classic
 + WAC Tournament (Las Vegas)

1999-2000

Record: 22-11
 Conference: 7-7, 6th MWC
 Home: 14-2
 Road: 6-9
 Neutral: 2-0
 Postseason: 2-1 NIT

Long Win Streak: 5
 Long Loss Streak: 2
 Vs. Ranked Teams: 0-2
 Coach: Steve Cleveland

DATE	OPPONENT	SCORE	W/L
N 20	Cal St.-Riverside	91-62	W
N 24	Southern Utah	92-66	W
D 1	at No. 4 Arizona	62-86	L
D 4	at Denver	81-58	W
D 7	Arizona State	78-67	W
D 10	Texas Southern*	76-61	W
D 11	Weber State*	66-53	W
D 18	S. Carolina State	76-43	W
D 21	at South Alabama	63-64	L
D 23	at Fla. Intl. (OT)	83-75	W
D 29	at CS-Santa Barb.	57-48	W
J 5	UC-Irvine	77-66	W
J 8	at Utah State	82-73	W
J 10	at UNLV	77-75	W
J 15	Utah	49-56	L
J 20	Wyoming	87-78	W
J 22	Colorado State	68-47	W
J 27	at Air Force	55-60	L
J 29	at New Mexico	69-78	L
F 3	at San Diego State	72-50	W
F 12	at No. 21 Utah	62-77	L
F 17	New Mexico	74-78	L
F 19	UNLV	83-82	W
F 24	at Colorado State	54-68	L
F 26	at Wyoming	70-85	L
M 2	Air Force	73-52	W
M 4	San Diego State	67-50	W
M 9	vs. New Mexico ^	55-43	W
M 10	vs. Utah ^	58-54	W
M 11	at UNLV ^	56-79	L
M 15	Bowling Green+	81-54	W
M 20	So. Illinois+	82-57	W
M 22	at Notre Dame+	52-64	L

* Cougar Classic
 ^ MWC Tournament (Las Vegas)
 + NIT

2000-01

Record: 24-9
 Conference: 10-4, T1st MWC
 Home: 15-0
 Road: 4-6
 Neutral: 5-3
 Postseason: 0-1 NCAA
 Long Win Streak: 6
 Long Loss Streak: 2
 Coach: Steve Cleveland

DATE	OPPONENT	SCORE	W/L
N 21	Elon College	100-63	W
N 25	UC Santa Barbara	67-53	W
N 30	at San Francisco	70-80	L
D 2	at Arizona State	52-80	L
D 7	Florida Intl.	78-50	W
D 9	vs. Rice	59-49	W
D 14	Southern Utah	58-52	W
D 16	Utah State	69-67	W
D 21	vs. Boise State*	83-67	W
D 22	vs. Iowa St.*	71-77	L
D 23	vs. USC*	67-70	L
D 28	at Weber State	84-75	W
D 30	South Alabama	64-42	W
J 2	Idaho	75-47	W
J 6	Texas A&M Corpus C.	84-68	W
J 13	San Diego State	79-50	W
J 15	UNLV	91-63	W
J 20	at Colorado State	55-60	L
J 22	at Wyoming	78-85	L
J 29	Utah	69-61	W
F 1	Air Force	62-45	W
F 3	New Mexico	65-49	W
F 10	at UNLV	56-68	L
F 12	at San Diego State	69-66	W
F 15	Wyoming	79-63	W
F 17	Colorado State	68-51	W
F 24	at Utah	75-82	L
M 1	at New Mexico	72-67	W
M 3	at Air Force	51-50	W
M 8	vs. Air Force ^	69-54	W
M 9	vs. Wyoming ^	77-66	W
M 10	vs. New Mexico ^	69-65	W
M 15	vs. Cincinnati#	59-84	L

* Yahoo Sports Invitational (Laie, HI)
 ^ MWC Tournament (Las Vegas) - Champion
 # NCAA (San Diego)

2001-02

Record: 18-12
 Conference: 7-7, T4th MWC
 Home: 16-0

ALL-TIME SEASON RESULTS



Road: 1-11
Neutral: 1-1
Postseason: 1-1 NIT
Long Win Streak: 8
Long Loss Streak: 3
Coach: Steve Cleveland

DATE	OPPONENT	SCORE	W/L
N 17	at Univ. of San Diego	70-59	W
N 24	Arizona State	82-70	W
N 28	at UC Santa Barbara	58-68	L
D 1	at Utah State (OT)	81-90	L
D 5	Weber State	65-47	W
D 8	Creighton	61-52	W
D 12	Fort Lewis	101-53	W
D 15	Idaho	70-48	W
D 22	vs. No. 13 Stanford*	81-76	W
D 27	CS Northridge	84-70	W
D 29	Southern Utah	79-58	W
J 2	San Francisco	65-51	W
J 5	at Pepperdine (OT)	79-82	L
J 12	San Diego State	75-64	W
J 15	UNLV	60-47	W
J 19	at New Mexico	58-73	L
J 21	at Air Force	64-74	L
J 28	at Utah	66-71	L
F 2	Wyoming	85-70	W
F 4	Colorado State	57-52	W
F 9	at UNLV	70-73	L
F 11	at San Diego State	73-77	L
F 16	New Mexico	68-62	W
F 18	Air Force	67-51	W
F 23	Utah	63-61	W
F 28	at Wyoming	60-76	L
M 2	at Colorado State (OT)	75-79	L
M 7	vs. San Diego State ^	51-62	L
M 14	UC Irvine +	78-55	W
M 20	at Memphis +	69-80	L

* Las Vegas Showdown
+ MWC Tournament (Las Vegas)
^ NIT

2002-03

Record: 23-9
Conference: 11-3, T1st MWC
Home: 13-1
Road: 6-5
Neutral: 4-3
Postseason: 0-1 NCAA
Long Win Streak: 5
Long Loss Streak: 2
Vs. Ranked Teams: 0-2
Coach: Steve Cleveland

DATE	OPPONENT	SCORE	W/L
------	----------	-------	-----

N 22	vs. Toledo*	71-56	W
N 23	vs. Kansas State*	73-64	W
N 25	vs. St. Bonaventure*	66-57	W
N 30	Rice	95-56	W
D 4	at Arizona State	64-60	W
D 7	at Creighton	64-74	L
D 11	San Diego	64-49	W
D 14	Utah State	66-56	W
D 21	UC Santa Barbara	69-56	W
D 23	at San Francisco	72-84	L
D 28	Southern Utah	93-60	W
J 2	Pepperdine	84-68	W
J 4	vs. Oklahoma State+	65-78	L
J 8	at Weber State	69-75	L
J 11	Idaho State	77-58	W
J 16	UNLV	85-77	W
J 20	at San Diego State	80-69	W
J 25	Utah	75-79	L
F 1	New Mexico	80-64	W
F 3	Air Force	65-33	W
F 8	at Wyoming	74-66	W
F 10	at Colorado State	77-68	W
F 14	at UNLV	54-61	L
F 17	San Diego State	66-64	W
F 24	at No. 23 Utah	64-71	L
M 1	at Air Force	56-43	W
M 3	at New Mexico	91-81	W
M 6	Wyoming	69-50	W
M 8	Colorado State	67-55	W
M 13	vs. New Mexico ^	71-56	W
M 14	vs. Colorado State ^ (OT)	80-86	L
M 20	vs. No. 23 Connecticut#	53-58	L

* Paradise Jam Tournament (Virgin Islands)
+ All-College Classic (Oklahoma City)
^ MWC Tournament (Las Vegas)
NCAA (Spokane, Wash.)

2003-04

Record: 21-9
Conference: 10-4, 2nd MWC
Home: 13-0
Road: 5-7
Neutral: 3-2
Postseason: 0-1 NCAA
Long Win Streak: 9
Long Loss Streak: 3
Vs. Ranked Teams: 1-1
Coach: Steve Cleveland

DATE	OPPONENT	SCORE	W/L
N 21	Southern Utah	88-54	W
N 26	at California	46-47	L
N 29	Utah Valley State	84-65	W
D 2	at Boise State	75-69	W
D 6	vs. No. 25 Oklahoma St. +	76-71	W

D 10	Western Oregon	92-56	W
D 13	Southern California	85-61	W
D 20	Weber State	86-65	W
D 23	at Utah State	74-76	L
D 29	vs. Idaho State*	90-66	W
D 30	at Santa Clara*	68-66	W
J 2	St. Mary's College (Calif.)	70-55	W
J 7	at North Carolina State	62-89	L
J 12	at San Diego State	61-65	L
J 17	Colorado State	82-53	W
J 19	Wyoming	78-64	W
J 24	at Air Force	52-74	L
J 26	at New Mexico	63-65	L
J 31	at Utah	56-64	L
F 7	UNLV	64-61	W
F 9	San Diego State (OT)	83-69	W
F 14	at Wyoming	67-53	W
F 16	at Colorado State	79-73	W
F 21	New Mexico	88-71	W
F 23	Air Force	67-61	W
M 1	Utah	70-57	W
M 6	at UNLV	89-88	W
M 11	vs. Wyoming ^	77-74	W
M 12	vs. Utah ^	51-54	L
M 18	vs. No. 20 Syracuse#	75-80	L

+ Played at Delta Center, Salt Lake City
* Cable Car Classic (Santa Clara)
^ MWC Tournament (Denver)
NCAA Tournament (Denver)

2004-05

Record: 9-21
Conference: 3-11, T7th MWC
Home: 6-8
Road: 2-9
Neutral: 1-4
Long Win Streak: 3
Long Loss Streak: 5
Vs. Ranked Teams: 0-4
Coach: Steve Cleveland

DATE	OPPONENT	SCORE	W/L
N 22	vs. No. 4 North Carolina*	50-86	L
N 23	vs. Stanford*	53-62	L
N 24	at Chaminade*	77-56	W
N 27	California	64-67	L
D 1	at Utah State	57-71	L
D 4	at USC	82-87	L
D 8	Boise State	90-77	W
D 11	vs. Washington State+	46-49	L
D 18	Utah State	62-84	L
D 21	No. 16 N.C. State	61-72	L
D 23	at Weber State	79-61	W
D 28	Southern Utah	77-52	W
D 31	Santa Clara	87-74	W
J 4	at Saint Mary's	51-72	L
J 8	San Diego State	57-59	L
J 11	MSU-Billings	110-70	W
J 15	at Colorado State	67-74	L
J 17	at Wyoming	71-83	L
J 22	Air Force	49-52	L
J 24	New Mexico	68-53	W
J 31	No. 25 Utah	58-72	L
F 5	at UNLV (OT)	82-72	W
F 7	at San Diego State	58-66	L
F 12	Wyoming	58-59	L
F 14	Colorado State	50-49	W
F 19	at New Mexico	72-91	L
F 21	at Air Force	39-70	L
F 26	at No. 13 Utah	60-69	L
M 5	UNLV	66-76	L
M 10	vs. New Mexico ^	71-85	L

* EA SPORTS Maui Invitational
+ Played at Delta Center, Salt Lake City
^ MWC Tournament (Denver)

2005-06

Record: 20-9
Conference: 12-4, T2nd MWC
Home: 14-1
Road: 5-7
Neutral: 1-1
Postseason: 0-1 NIT
Long Win Streak: 6
Long Loss Streak: 2
Coach: Dave Rose

DATE	OPPONENT	SCORE	W/L
N 18	Loyola Marymount	71-83	L
N 22	at Wash. St. (in Spokane)	76-68	W
N 26	Southern Utah	86-61	W
N 30	vs. Lamar+	97-74	W
D 3	at USC	68-74	L
D 7	Boise State	80-77	W
D 10	Northern Kentucky	65-46	W
D 17	Weber State	80-54	W



STEVE CLEVELAND

Years: 1997-2005 (8)
Record: 138-108 (.561)

Having rebuilt a BYU basketball program that had a 1-25 record prior to his arrival, Cleveland achieved a conference title in his fourth season and guided BYU to five consecutive postseason tournaments. Coming off his second conference championship in 2003, Cleveland was named the MWC Coach of the Year after his team finished 23-9 and earned an NCAA Tournament berth. With its invitation in 2004, BYU competed

in three NCAA Tournaments under Cleveland (2001, 2003, 2004). In 2000-01, BYU finished 24-9 while earning its first conference tournament title since 1992, its first regular-season championship since 1993 and its first NCAA bid since 1995. In 2001-02, Cleveland's team upset No. 13 Stanford, and during 2003-04 the Cougars upset then No. 25 Oklahoma State, who went on to win the Big 12 title and advance to the NCAA Final Four. He left BYU ranked fourth all-time in coaching victories and second all-time in Marriott Center wins. Following BYU he was the head coach at Fresno State until 2011. He is currently serving as a mission president for The Church of Jesus Christ of Latter-day Saints in Indianapolis.

D 22	at Utah State	80-91	L
D 27	Eastern Washington	97-66	W
D 30	Tulsa	68-49	W
J 5	at Air Force	59-75	L
J 7	Utah	72-60	W
J 11	at UNLV	72-82	L
J 18	Wyoming	80-67	W
J 21	at San Diego St.	88-61	L
J 25	TCU (OT)	89-80	W
J 28	at Colorado State	86-84	W
F 1	at New Mexico	77-71	W
F 4	Air Force	65-59	W
F 8	at Utah	79-60	L
F 11	UNLV	75-72	W
F 18	at Wyoming	74-68	W
F 22	San Diego State	100-90	W
F 25	at TCU	81-72	W
M 1	Colorado State	77-69	W
M 4	New Mexico	76-68	W
M 9	vs. Utah ^	70-74	L
M 15	at Houston+	67-77	L

+ Played at Delta Center, Salt Lake City
 ^ MWC Tournament (Denver)
 + NIT

2006-07

Record: 25-9
 Conference: 13-3, 1st MWC
 Home: 17-0
 Road: 6-7
 Neutral: 2-2
 Postseason: 0-1 NCAA
 Long Win Streak: 8
 Long Loss Streak: 2
 Highest Rank: 21st AP
 Final Rank: 24th AP
 Vs. Ranked Teams: 3-3
 Coach: Dave Rose

DATE	OPPONENT	SCORE	W/L
N 15	at No. 5 UCLA	69-82	L
N 18	Idaho State (OT)	84-78	W
N 22	Portland	79-50	W
N 24	Southern Utah	80-61	W
N 29	at Boise State	68-72	L
D 2	at Weber State (OT)	73-69	W
D 6	San Jose State	81-69	W
D 9	vs. No. 25 Michigan St. +	61-76	L
D 13	at Lamar (OT)	77-86	L
D 16	Utah State	75-62	W
D 22	Western Oregon	102-40	W
D 28	Liberty*	73-59	W
D 29	Oral Roberts*	72-62	W
D 30	Seton Hall*	77-68	W
J 6	San Diego State	80-58	W
J 10	TCU	89-65	W
J 13	at UNLV	75-83	L
J 16	Wyoming	89-81	W
J 20	at Colorado State	78-90	L
J 24	at New Mexico	70-49	W
J 27	No. 13 Air Force	61-52	W
J 31	at Utah	76-66	W
F 3	No. 25 UNLV	90-63	W
F 6	at Wyoming	77-73	W
F 10	at TCU	85-72	W
F 14	New Mexico	96-83	W
F 21	Colorado State	76-67	W
F 24	at San Diego State	74-86	L
F 27	at No. 20 Air Force	62-58	W
M 3	Utah	85-62	W
M 8	vs. TCU ^	77-64	W
M 9	vs. Wyoming ^	96-84	W
M 10	at No. 25 UNLV ^	70-78	L
M 15	vs. Xavier#	77-79	L

+ Played at The Palace of Auburn Hills (Mich.)
 * BYU Holiday Classic
 ^ MWC Tournament (Las Vegas)
 # NCAA Tournament (Lexington, Ky.)

2007-08

Record: 27-8
 Conference: 14-2, 1st MWC
 Home: 16-0
 Road: 8-5
 Neutral: 3-3
 Postseason: 0-1 NCAA
 Long Win Streak: 9
 Long Loss Streak: 2
 Highest Rank: 20th AP
 Vs. Ranked Teams: 1-2
 Coach: Dave Rose

DATE	OPPONENT	SCORE	W/L
N 10	at Long Beach State	74-34	W
N 14	Idaho State	90-69	W
N 16	Jackson State*	100-61	W



DAVE ROSE

Years: 2005-Present (9)
 Record: 232-78 (.748)
 Dave Rose has guided BYU to nine-straight 20-win seasons and nine-straight trips to the postseason — both program records. Rose coached last season's team to 23 victories and a trip to the NCAA tournament, the seventh bid to the tournament in the last eight years. In 2010-11 he led BYU to a program record 32 wins and a trip to the Sweet 16 for the first time since 1981. With a 232-78 record, Rose has produced a nine-year resume that is nearly

unmatched. In fact, among the 40-plus coaches who took over a program in 2005, Rose has the best winning percentage (.748) and the most wins (232). His 232 victories place him fifth for best career starts (through nine seasons) by wins in NCAA history. He reached 200 wins during the 2012-13 season to become the 15th fastest in NCAA history to reach the milestone (259 games). Rose is a three-time MWC Coach of the Year and two-time USBWA District VIII Coach of the Year. He is also second all-time at BYU in career victories and first in career winning percentage.

N 20	Hartford*	97-73	W
N 23	vs. No. 6 Louisville*	78-76	W
N 24	vs. No. 1 N. Carolina*	63-73	L
D 1	at Portland	78-54	W
D 5	Weber State	72-57	W
D 8	vs. No. 9 Michigan St. +	61-68	L
D 12	Lamar	88-66	W
D 15	Pepperdine	86-67	W
D 21	Southern Utah	70-55	W
D 29	at Boise State	70-73	L
J 3	Loyola Marymount	91-62	W
J 8	at Wake Forest	62-79	L
J 12	Colorado State	92-73	W
J 15	at UNLV	41-70	L
J 19	at Utah	55-52	W
J 23	San Diego State	59-56	W
J 26	New Mexico	83-66	W
J 30	at Air Force	69-53	W
F 2	at Wyoming	73-63	W
F 6	TCU	83-72	W
F 13	at Colorado State	79-65	W
F 16	UNLV	74-48	W
F 20	Utah	67-59	W
F 23	at San Diego State	65-69	L
F 26	at New Mexico (OT)	70-69	W
M 1	Air Force	76-57	W
M 5	Wyoming	78-61	W
M 8	at TCU	61-54	W
M 13	vs. Colorado State ^	89-62	W
M 14	vs. San Diego State ^	63-54	W
M 15	at UNLV ^	61-76	L
M 20	vs. Texas A&M#	62-67	L
D 6	vs. Utah State+	68-63	W
D 10	Boise State	94-56	W
D 13	Portland	91-76	W
D 20	No. 20 vs. Arizona State~	75-76	L
D 30	at Tulsa	74-68	W
J 3	No. 6 Wake Forest	87-94	L
J 6	Western Oregon	85-64	W
J 10	at Colorado State	86-60	W
J 13	TCU	73-61	W
J 17	at New Mexico	62-81	L
J 21	UNLV	70-76	L
J 24	San Diego State	77-71	W
J 27	at Utah (OT)	88-94	L
J 31	Wyoming	84-60	W
F 3	at Air Force	71-50	W
F 11	Colorado State	94-60	W
F 14	at TCU	79-63	W
F 17	New Mexico	73-62	W
F 21	at UNLV	74-75	L
F 24	at San Diego State	69-59	W
F 28	Utah	63-50	W
M 4	at Wyoming	78-68	W
M 7	Air Force	54-49	W
M 12	vs. Air Force ^	80-69	W
M 13	vs. San Diego State ^	62-64	L
M 19	vs. Texas A&M#	66-79	L

* Basketball Travelers Invitational (Marriott Center)
 + Played at Energy Solutions Arena (Salt Lake City)
 ~ 2008 Stadium Shootout (Glendale, Ariz.)
 ^ MWC Tournament (Las Vegas)
 # NCAA Tournament (Philadelphia)

2009-10

Record: 30-6
 Conference: 13-3, 2nd MWC
 Home: 15-1
 Road: 10-4
 Neutral: 5-1
 Postseason: 1-1 NCAA
 Long Win Streak: 15
 Long Loss Streak: 1
 Highest Rank: 10th Coaches Poll
 Final Rank: 17th AP
 Vs. Ranked Teams: 0-3
 Coach: Dave Rose

DATE	OPPONENT	SCORE	W/L
N 13	Bradley	70-60	W
N 17	Idaho State	87-53	W
N 20	at Hawaii	83-65	W
N 24	Southern	107-51	W
N 27	Weber State	87-70	W
D 2	at Utah State	61-71	L
D 5	vs. San Francisco+	69-43	W
D 8	Arizona State	81-68	W
D 12	at Fresno State	72-67	W
D 17	Wagner*	77-61	W
D 19	Eastern Washington*	91-34	W

ALL-TIME SEASON RESULTS



D 22	vs. Nevada*	110-104	W
D 23	vs. Nebraska*	88-66	W
D 28	at Arizona-	99-69	W
J 2	Eastern New Mexico	95-49	W
J 6	UNLV	77-73	W
J 9	at UTEP	83-77	W
J 13	at Air Force	67-49	W
J 16	Colorado State	91-47	W
J 20	Wyoming	81-66	W
J 23	at San Diego State	71-69	W
J 27	at No. 23 New Mexico	72-76	L
J 30	Utah	82-69	W
F 2	TCU	76-56	W
F 6	at UNLV	74-88	L
F 13	Air Force	91-48	W
F 17	at Colorado State	92-70	W
F 20	at Wyoming	85-63	W
F 24	San Diego State	82-68	W
F 27	No. 10 New Mexico	81-83	L
M 3	at Utah	71-51	W
M 6	at TCU	107-77	W
M 11	vs. TCU ^	95-85	W
M 12	at UNLV ^	66-70	L
M 18	vs. Florida# (20T)	99-92	W
M 20	vs. Kansas State#	72-84	L

* Las Vegas Classic
 + Played at EnergySolutions Arena (Salt Lake City)
 ~ 2009 Fiesta Bowl Classic
 ^ MWC Tournament (Las Vegas)
 # NCAA Tournament (Oklahoma City)

2010-11

Record: 32-5
 Conference: 14-2, 11st MWC
 Home: 13-1
 Road: 10-1
 Neutral: 9-3
 Postseason: 2-1 NCAA
 Long Win Streak: 10
 Long Loss Streak: 1
 Highest Rank: 3rd AP/Coaches Poll
 Final Rank: 10th AP
 Vs. Ranked Teams: 3-2
 Coach: Dave Rose

DATE	OPPONENT	SCORE	W/L
N 12	Fresno State	83-56	W
N 17	Utah State	78-72	W
N 20	Chicago State*	109-60	W
N 23	Mississippi Valley State*	83-36	W
N 26	vs. South Florida (20T)*	77-75	W
N 27	vs. Saint Mary's*	74-73	W
D 1	at Creighton ^	77-65	W
D 4	vs. Hawaii	78-57	W
D 8	vs. Vermont	86-58	W
D 11	vs. Arizona	87-65	W
D 18	vs. UCLA#	79-86	L
D 21	at Weber State	72-66	W
D 23	UTEP	89-68	W
D 30	at Buffalo	90-82	W
J 1	Fresno Pacific	93-57	W
J 5	at UNLV	89-77	W
J 8	Air Force	76-66	W
J 11	at Utah	104-79	W
J 18	TCU	83-67	W
J 22	at Colorado State	94-85	W
J 26	San Diego State	71-58	W
J 29	at New Mexico	77-86	L
F 2	at Wyoming	69-62	W
F 5	UNLV	78-64	W
F 9	at Air Force	90-52	W
F 12	Utah	72-59	W
F 19	at TCU	79-56	W
F 23	Colorado State	84-76	W
F 26	at San Diego State	80-67	W
M 2	New Mexico	64-82	L
M 5	Wyoming	102-78	W
M 10	vs. TCU ~	64-58	W
M 11	vs. New Mexico ~	87-76	W
M 12	vs. San Diego State ~	54-72	L
M 17	vs. Wofford%	74-66	W
M 19	vs. Gonzaga%	89-67	W
M 24	vs. Florida (OT)@	64-83	L

* South Padre Island Invitational
 ^ Mountain West-Missouri Valley Challenge
 # John R. Wooden Classic
 ~ Conoco MWC Championships
 % NCAA Tournament Second/Third Round (Denver)
 @ NCAA Regional Semifinals (New Orleans)

2011-12

Record: 26-9
 Conference: 12-4, 3rd WCC
 Home: 13-3
 Road: 8-3

Neutral: 5-3
 Postseason: 1-1 NCAA
 Long Win Streak: 5
 Long Loss Streak: 1
 Vs. Ranked Teams: 1-4
 Coach: Dave Rose

DATE	OPPONENT	SCORE	W/L
N 11	at Utah State	62-69	L
N 15	BYU-Hawaii	73-52	W
N 18	Longwood ^	92-60	W
N 22	Prairie View A&M ^	90-51	W
N 25	vs. Nevada ^	76-55	W
N 26	vs. Wisconsin ^	56-73	L
N 30	vs. Northern Arizona@	87-52	W
D 3	vs. Oregon	79-65	W
D 7	Weber State	94-66	W
D 10	at Utah	61-42	W
D 17	Baylor	83-86	L
D 20	Buffalo	93-78	W
D 22	UC Santa Barbara	89-75	W
D 27	Cal State San Marcos	79-51	W
D 29	at Saint Mary's	82-98	L
D 31	San Diego	88-52	W
J 5	at Loyola Marymount	73-65	W
J 7	San Francisco	81-56	W
J 14	Santa Clara	95-78	W
J 16	at San Diego	82-63	W
J 19	Loyola Marymount	68-82	L
J 21	at Pepperdine	77-64	W
J 25	at Virginia Tech	70-68	W
J 28	Saint Mary's	66-80	L
F 2	Gonzaga	83-73	W
F 4	at Portland	79-60	W
F 11	Pepperdine	86-48	W
F 16	at San Francisco	85-84	W
F 18	at Santa Clara	82-67	W
F 23	at Gonzaga	63-74	L
F 25	Portland	76-66	W
M 2	vs. San Diego+	73-68	W
M 3	vs. Gonzaga+	58-77	L
M 13	vs. Iona#	78-72	W
M 15	vs. Marquette#	68-88	L

^ = Chicago Invitational Challenge
 @ = Lumberjack Classic
 + = WCC Championships
 # = NCAA Tournament

2012-13

Record: 24-12
 Conference: 10-6, 3rd WCC
 Home: 15-3
 Road: 7-5
 Neutral: 2-4
 Postseason: 3-1 NIT
 Long Win Streak: 5
 Long Loss Streak: 1
 Vs. Ranked Teams: 1-4
 Coach: Dave Rose

DATE	OPPONENT	SCORE	W/L
N 9	Tennessee State ^	81-66	W
N 13	Georgia State ^	80-62	W
N 16	vs. Florida State ^	70-88	L
N 17	vs. Notre Dame ^	68-78	L
N 21	UT-San Antonio	81-62	W
N 24	Cal State Northridge	87-75	W
N 28	vs. Montana#	85-60	W
D 1	at Iowa State	62-83	L
D 8	Utah	61-58	W
D 15	at Weber State	78-68	W
D 18	Eastern New Mexico	95-62	W
D 21	at Baylor	64-79	L
D 27	Northern Arizona	84-54	W
D 29	vs. Virginia Tech#	97-71	W
J 3	Loyola Marymount	92-51	W
J 5	at San Francisco	80-76	W
J 10	Pepperdine	76-51	W
J 12	at Santa Clara	82-64	W
J 16	Saint Mary's	69-70	L
J 19	San Diego	74-57	W
J 24	at Gonzaga	63-83	L
J 26	at Portland	85-67	W
J 31	at Pepperdine	63-61	W
F 2	Santa Clara	96-79	W
F 7	at San Diego	68-74	L
F 9	San Francisco	87-99	L
F 16	Portland	86-72	W
F 19	Utah State	70-68	W
F 21	at Saint Mary's	57-64	L
F 28	Gonzaga	65-70	L
M 2	at Loyola Marymount	73-70	W
M 8	vs. San Diego+	69-72	L
M 19	Washington@	90-79	W
M 25	Mercer@	90-71	W
M 27	at Southern Mississippi@	79-62	W

A 2 vs. Baylor@ 70-76 L
 ^ = Coaches vs. Cancer Classic
 # = at Energy Solutions Arena
 + = WCC Championships
 @ = NIT

2013-14

Record: 23-12
 Conference: 13-5, 2nd
 Home: 14-1
 Road: 5-7
 Neutral: 4-4
 Postseason: 0-1 NCAA
 Long Win Streak: 6
 Long Loss Streak: 4
 Vs. Ranked Teams: 1-5
 Coach: Dave Rose

DATE	OPPONENT	SCORE	W/L
N 8	Weber State	81-72	W
N 11	at Stanford~	112-103	W
N 15	Mount St. Mary's ^	108-76	W
N 16	Colorado Mesa ^	84-60	W
N 20	No. 21/RV Iowa State	88-90	L
N 25	vs. Texas ^	86-82	W
N 26	vs. No. 12/12 Wichita State ^	62-75	L
N 30	vs. Utah State#	85-74	W
D 3	North Texas	97-67	W
D 7	at No. 21/22 UMass*	78-68	W
D 11	Prairie View A&M	100-52	W
D 14	at Utah	64-81	L
D 21	at No. 13/11 Oregon	96-100 (OT)	L
D 28	at Loyola Marymount	76-87	L
D 30	at Pepperdine	74-80	L
J 4	San Diego	87-53	W
J 9	Pepperdine	84-72	W
J 11	Loyola Marymount	91-68	W
J 16	at San Francisco	83-76	W
J 18	at Santa Clara	91-81	W
J 23	at Portland	110-114 (3OT)	L
J 25	at No. RV/21 Gonzaga	69-84	L
J 30	Pacific	88-78	W
F 1	Saint Mary's	84-71	W
F 6	Santa Clara	89-76	W
F 8	San Francisco	68-63	W
F 13	at Pacific	82-89	L
F 15	at Saint Mary's	60-57	W
F 20	No. 25/22 Gonzaga	73-65	W
F 22	Portland	89-72	W
M 1	at San Diego	78-70	W
M 8	vs. Loyola Marymount+	85-74	W
M 10	vs. San Francisco+	79-77 (OT)	W
M 11	vs. Gonzaga+	64-75	L
M 20	vs. Oregon@	68-87	L

~ = ESPN Tipoff Marathon
 ^ = College Basketball Experience Hall of Fame Classic
 # = at Energy Solutions Arena
 * = Basketball Hall of Fame Showcase
 + = WCC Championships
 @ = NCAA tournament

AAA		Nick Bird	1923	Bill Crow	1962-63
Ron Abegglen	1959-60-61	Gus Black	1935-36-37	Todd Crow	1990
Charles Abouo	2009-10-11-12	Bill Blumenthal	1962-63-64	Larry Crowley	1960-61
Jarkko Ahlbom	1996-97-98	Daniel Bobik	2001-02	Dave Crowton	1936
Austin Ainge	2003-04-05-06-07	Ralph Bonham	1953	Ralph Crowton	1935-36-39
Danny Ainge	1978-79-80-81	Malcolm Booth	1938	Sherman Crump	1952-53-54
Doug Ainge	1974	Danny Bower	1998-99	Ryan Cuff	1993
Von Alleman	1982-83	Ricky Bower	2003-04	Lee Cummard	2006-07-08-09
Glen Allen	1938-39-40	Shawn Bradley	1991	Craig Cusick	2012-13
John Allen	2003	Paul Briggs	1989-90	DDD	
Markland Allred	1935-38	Lloyd Brink	1939-40-41	Dick Dabbling	1946
John Alstrom	1962-63	Eldon Brinley	1928-29-30-31	Jerry Dahlman	1963
Augustin Ambrosino	2013	Rashaun Broadus	2006-07	Kirk Davidson	1990-91
Brian Ambrozich	1972-73	Walter Brooks	1935-36	Brandon Davies	2010-11-12-13
Belmont Anderson	1972-73-74	Tyrone Brown	1997	Bob Davis	1968-69-70
Blaine Anderson	1954-55-56	Vince Bryan	1988-89	Derek Dawes	2001-04-05-06
David Anderson	1997	Jay Bunker	1971-72-73	Larry DeLaitre	1970
Greg Anderson	1977-78	Sam Burgess	2005-06-07-08	Raul Delgado	2013
Harry Anderson	1955-56-57	Van Burgess	1953-54-55	Dee Denzer	1964
Jack Anderson	1956-57	Bruce Burton	1961-62-63	Bob Detmers	1937
James Anderson	2009-10-11	CCC		Willard Devitt	1938
Kenneth Anderson	1924	Nathan Call	1987-88-91-92	Brian Dignan	1998-99
Steve Anderson	1978-79-80	Cory Calvert	2013	Buck Dixon	1923-24-25-26
Lou Andrus	1963	Elbert Campbell	1935	Sanky Dixon	1926-27-28-29
Steve Andrus	1989-90	Jeff Campbell	1991-95-96-97	Chris Dowling	1969
Brett Applegate	1983-84	Hugh Cannon	1934-35-36	Paul Drecksel	1983-84
Rafael Araujo	2003-04	Bobby Capener	1982-83-86-87	Jon Dressler	1967-68-69
Jordan Archibald	2000-01	Matt Carlino	2012-13-14	Jerry Dunn	1918-20-21
Lance Archibald	1996-97-98-99	Jon Carlisle	2002	Loren Dunn	1951-52
Stan Ashby	1962	Nate Chappell	1999	Devin Durrant	1979-80-83-84
Alan Astle	1984-87-88-89	Jeff Chatman	1985-86-87-88	Kent Durrant	1949-51
David Astle	1990-91-92-93	Jay Cheesman	1974-75-76-77	Mark Durrant	1990-93-94-95
Nate Austin	2012-13-14	Larry Cheesman	1977-78	EEE	
BBB		Junior Child	1946-47	Jim Eakins	1966-67-68
Bryce Bailey	1944-45-46-47	Jacob Chrisman	2001	Gary Earnest	1959-60-61
Dave Bailey	1971-72	Bryce Christensen	1940-41	Dave Eastis	1959-60-61
Maynard Bailey	1945	Craig Christensen	1976-79-80-81-82	Valoy Eaton	1958-59-60
Clyde Baker	1970-71	Harold Christensen	1951-52-53	Clarence Edwards	1918-19-20
Jimmy Balderson	2002-05-06-07	Jack Christensen	1937-38-39	Bud Eggertsen	1940
Wilburn Ball	1933	Kurt Christensen	1992-93-94	Joe Ellsworth	2000
Greg Ballif	1978-79-80-81-82	Todd Christensen	1996-99-00	Jackson Emery	2006-09-10-11
Mark Ballif	1929-30	Lee Christiansen	1930	Duane Esplin	1941-42-47
Dave Barber	1960	Fred Clark	1918-19	Fay Evans	1932-33
Bruce Barron	1968-69	Randy Clark	1947-48-49	Ferd Evans	1932-33
Frank Bartley IV	2014	Grig Clawson	1973-74-75	Talmadge Eyre	1998
Gary Batchelor	1961-62-63	Mark Clausen	1988	FFF	
Ivan Beem	1947-48-49-50	Robert Cochran	1985-86	John Fairchild	1964-65
Doug Beck	1957	Reed Collins	1926-27-28	Mel Fawcett	1932
Chad Beckstead	1937-38	Stan Collins	1953-54	Bryan Fink	1985-86
Ron Bell	1960	Chris Collinsworth	2008-11-12	John Fish	1989-92-93-94
John Benson	1955-56-57	Kyle Collinsworth	2011-14	Orville Fisher	1966-67-68
Jim Benton	1935	Jeff Congdon	1964-65-66	Chad Fister	1996
Grant Berges	1995-96-97	George Cooper	1928-29-30-31	Alan Frampton	1989-90
Mike Berning	1974	Nathan Cooper	1996-99-00-01	Danny Frazier	1979
Frank Berrett	1959-60	Kresimir Cosic	1971-72-73	Jimmer Fredette	2008-09-10-11
Sherrell Berrett	1959	Wayne Cottle	1950-51	Bernie Fryer	1971-72
Roland Bevell	1960-61	Bob Craig	1949-50-51	DeRay Fullmer	1947-48-49-50
Lowell Biddulph	1925	Steve Craig	1976-79-80-81	Frank Fullmer	1940-41-42
Mark Bigelow	1999-02-03-04	Jack Cravens	1957-58	Gary Furniss	1981-82-83

ALL-TIME LETTERMEN



GGG		Ivan Iverson	1937	Walter Lyons	1935
Dean Gardner	1940-41-42			Marty Lythgoe	1967-68-69
Mike Gardner	1963-64-65	JJJ		MMM	
Morris Gardner	1947	Elwood Jackson	1922	Gavin MacGregor	2007
Floyd Garn	1931-32	Gee Jackson	1942	Mac Madsen	1954-58-59
Alma Garrett	1946-47	Boyd Jarman	1951-52-53	McRay Magleby	1930-31
Todd Gentry	1990	Ken James	1965-66-67	Russell Magleby	1928-29-30-31
Earl Giles	1934-35-36-37	Hal Jensen	1956-57	Logan Magnusson	2010-11
Floyd Giles	1941-42-43-46	Jay Jensen	1947	Fernando Malaman	2006-07
Lynn Gleave	1958	Jared Jensen	2002-03-04-05	Jack Mannion	1961
Elwood Gledhill	1923	John Jensen	1945	Nick Martineau	2008-11-12
Tom Gneiting	1985-86-87	Lawrell Jensen	1930	Nick Mateljan	1953-54-55
George Gourley	1933	Bart Jepsen	1998-01-02-03	Anthony Matthews	1985-86
Lee Gourley	1935	Bret Jepsen	1995-98-99	LeRoy Maughan	1966-69-70
R. Clark Greenhalgh	1945-46-49	Jim Jimas	1965-66-67	Mike Maxwell	1980-82
Tom Griggs	1924	Joe Johnson	1932-33-34-35	Mike May	1977-78
Dick Grimmett	1934	Lloyd Johnson	1961-62	Dave McGuire	1978-79-81
Earl Groesbeck	1925	Lou Johnson	1930-31-32	Emerson McOmber	1933
Holden Gunnett	1935-39	Andrew Johnston	2014	Jim McIntyre	1960
John Gustin	1957-58	Dick Jones	1949-50-51	Garner Meads	2001-04-05
HHH		Robert Jones	1991-92	Steve Merta	1962
Ed Hale	1947	Russ Jones	1957-58	Mark Michaelis	1999
Skyler Halford	2014	Troy Jones	1973-74-75-76	Eric Miaka	2014
Mike Hall	2004-05	Craig Jorgensen	1971-72-73	Chris Miles	2005-08-09-10
Lynn Halvorsen	1929			Gary Miles	1957-58-59
Lee Hamblin	1943	KK		Paul Millar	1963-64
Brian Hamilton	1998-99	Keegan Kane	1991	Jared Miller	1991-92-93
Chris Handy	1998	Tom Karren	1952-53-54	Jim Miller	1969-70-71
Mark Handy	1974-75-76-77	Bronson Kaufusi	2013	Mark Miller	1960-63-64
Travis Hansen	2001-02-03	Ralph Keeler	1919-22-23	Floyd Millet	1933
Don Hanson	1943	Steve Kelly	1969-70-71	Duard Millett	1943
Chauncey Harmon	1925	Jim Kelson	1961-62-63	Wayne Millett	1935
Damarcus Harrison	2012	Andy Kimball	1945	Roland Minson	1949-50-51
Irel Hart	1927	Paul Kitchen	1956	John Moala	1997
Noah Hartsock	2009-10-11-12	Greg Kite	1980-81-82-83	Matt Montague	1997-00-01-02
Ian Harward	2013	Nate Knight	2001	Scott Moon	1990-91
Jacob Hawkins	1999	Shane Knight	1991-92-93-94-95	Lamont Morgan, Jr.	2009-10
Marty Haws	1985-87-88-89-90	Steve Kramer	1964-65-66	Tim Mould	1976
Tyler Haws	2010-13-14	LaVar Kump	1936-37-38	Ben Murdock	2007-08
Leon Heaps	1951-52	Ron Kump	1954	Bert Myers	1959-60
Don Helm	1958	Gene Kunz	1961-62	NNN	
Mike Herring	1988-89			Nick Nakic	1977
Mark Heslop	1986-89-90-91-92	Timo Lampen	1961	Terry Nashif	2002-03-04-05
Bruce Hill	1959-60	Dean Larsen	1952-53-54	Ross Neilson	1923
Gary Hill	1965-66-67	Russell Larson	1992-93-94-95	Byron Nelson	1931-32-33-34
Russ Hillman	1949-50-51	Vance Law	1975-76-77	Joe Nelson	1947-48-49-50
Willard Hirschi	1954-55-56	Veryl Law	1974-75-76-77	Dick Nemelka	1964-65-66
Bryan Hofheins	1995-96	Luiz Lemes	2003-04	John Nicoll	1958-59
Jim House	1967	Drew Leonard	1937	David Nielsen	1999-00
Bob Howard	1923-24-25-26	Malcolm LeSueur	1932-33	Eric Nielsen	1997-00-01-02
Dan Howard	2000-01-02-03	Dave Lewis	1954-55-56	Gifford Nielsen	1974-75
Doug Howard	1968-69-70	John Lewis	1963	Kevin Nielsen	1978-79-82-83-84
Greg Humphreys	1986-87	Kari Liimo	1967-68-69	Stan Nielsen	1940-41
Dale Hunt	1941	Shawn Lindquist	1993-94	Chris Nikchevich	1983-84-85
Jim Hunter	1931-32-33-34	Chick Little	1946-47	Kevin Nixon	1992-93
Mel Hutchins	1947-48-50-51	John Lloyd	1990	Reed Noble	1975-76
III		Wesley Lloyd	1924-25-26	OOO	
Rags Ingersoll	1924-25-28-29	Matt Lohner	1995-96	Ralph Olsen	1951-52
Bob Inglis	1960	Paul Loveday	1966-67	Roy Olsen	1945-46-47
Vuk Ivanovic	2006-07-08	Michael Loyd, Jr.	2008-10	Bob Orr	1941-42-43
		Terrell Lyday	2000-01		
		Chris Lynch	1988		

Misho Ostarcevic	1976-77	Golden Romney	1923-24-25-26	Jermaine Thompson	1996
Clarence Osterhues	1949-50	Jerry Romney	1950-51-52	Paul Thompson	1945
Don Overly	1940-41	Archie Rose	2008-2009	Verne Thompson	1976-77
Dick Owen	1947	Mike Rose	2004-05-06-07	Paul Thorn	1929
	PPP	Lynn Rowe	1955-56-57	Dick Thorne	1952
Paul Packard	1922-23-24-25	Owen Rowe	1927-28-29	James Thome	1951
Albert Page	1919-20	Bill Ruffner	1964-66	Phil Tollestrup	1970-71-72
Bill Pardoe	1938	Bryon Ruffner	1996	Michael Tompson	1997
Averian Parrish	1986	Paul Ruffner	1969-70	Byron Toone	1950
Lynn Parsons	1967-68-69	Scott Runia	1977-78-79-80	Andy Toolson	1985, 88-89-90
Truman Partridge	1922-23		SSS	Bill Treu	1958
Herschel Pederson	1954-55-56	Timo Saarelainen	1981-82-83-84-85	Gary Trost	1988-91-92-93
Marty Perry	1983-84-85	Nick Sanderson	1992-93	Steve Trumbo	1979-80-81-82
Jared Peterson	1998	Kevin Santiago	1989-90	Marlow Turpin	1935-36-37
Morris Peterson	1953-54	Mark Santiago	1991-92		UUU
Rolfe Peterson	1942-46	Kalevi (Moni) Sarkalahti	1971-72-73	Jim Usevitch	1983-84-87-88
Russ Peterson	1956-57-58-59	LaVon Satterfield	1950		VVV
Ed Pinegar	1954-55-56	Randy Schouten	1966-67-68	Veikko Vainio	1969-70-71
Jesse Pinegar	2001-02	Steve Schreiner	1988-89-90-91	Don Volpi	1958
Matt Pinegar	2009	Ron Selleaze	1998	Michael Vranes	1997-99-00-01
Graham Pingree	2014	Josh Sharp	2012-13-14		WWW
Trent Plaisted	2005-06-07-08	Ty Shippen	2001	Brent Wade	1986-87
Alan Pollard	1983-85-86	Jake Shoff	2003-04	Brady Walker	1942-43-46-47
Carl Pollard	1984-85	Ernest Shumway	1918	Bud Walker	1929
Wendell Poulson	1927	Rickey Shumway	1959	Scott Warner	1967-68-69-70
Pete Prusse	1947	Don Simmons	1927	Stan Watts	1937-38
Thomas Pyne	1920	Glen Simmons	1918-22	Richie Webb	1981-84-85-86
	QQQ	Scott Sinek	1982-83-84-85	Justin Weidauer	1992-95-96-97-98
Bob Quinney	1963-64-65	Bob Skousen	1959-62-63	Joe Weight	1946-47-48-49
	RRR	Clarence Skousen	1927-28-29	Ken Weight	1920-21-22
Gary Radunich	1970	Michael Smith	1984, 87-88-89	Fred Weimer	1939-40-41
Lloyd Rasmussen	1954-55	Don Snow	1940-41-42	Neil Welling	1943-44-45
Mahlon Rasmusson	1943	Greg Snow	1972-73-74-75	Mekeli Wesley	1998-99-00-01
Craig Raymond	1965-66-67	Bill Snow	1921-27	Vern Whatcott	1949-50
Mark Reeve	1927-28-29-30	Scott Sonnenberg	1997	Jack Whipple	1947-48-49-50
Fenton Reeves	1920	Meade Squire	1946-47	Trent Whiting	2001
Brock Reichner	2005-06	Jim Spencer	1959	Jay Whitman	1932-33-34-35
Randy Reid	1990-93-94-95-96	Jon Stanley	1964-65	Craig Wilcox	1994-95
Robbie Reid	1994-95	George Staples	1930	Mel Wilkes	1956-57-58
George Rekoutis	1964	Ron Steinke	1960-61-62-63	Chris Williams	1974-75-76
Dale Rex	1941-42-43	Tom Steinke	1955-56-57	Frank Willis	1919
Keith Rice	1978-79	Neil Stephens	1953	Bob Wilson	1961-62
Bob Ricks	1957	Brent Stephenson	1986-87	Anson Winder	2012-13-14
Doug Richards	1972-73-74	Reed Stewart	1923-24-25	Joe Winters	1943
Frosty Richards	1924-25-26-27	Chris Stock	1996	David Wolfe	1988-89
Harry Richards	1918-19-20-21	Earl Sumsion	1918	Kevin Woodberry	2003-04
Joe Richey	1951-52-53	Russell Swenson	1921-22-26	Luke Worthington	2014
Grant Richins	1943		TTT	Frank Wright	1935-36
Vir Richins	1938-39	Nick Taggart	1997-00	Leslie Wright	1927-28-29
Silester Rivers	1999-00	Jonathan Tavernari	2007-08-09-10	Paul Wyatt	1963-64
Charles Roberts	1937-38	Alan Taylor	1977-78-79-80		YYY
Fred Roberts	1979-80-81-82	Brian Taylor	1983-84-87-88	Robbie Yates	1997-98
Glen Roberts	1977-78-79	Snide Taylor	1924	Ike Young	1923
Kenneth Roberts	1991-94-95-96	John Taylor	1953-54	Keena Young	2005-06-07
Marc Roberts	2000-03-04	Terry Tebbs	1954-55-56		ZZZ
Neil Roberts	1965-66-67	Roy Thacker	1957-58-59	Brock Zylstra	2010-11-12-13
Burl Robison	1930-31-32-33	Ted Thiel	1947-48-49		
Stephen Rogers	2011-12	Cy Thompson	1943		
Elwood Romney	1930-31-32-33	Jay Thompson	1994-95-96		

COUGAR COACHING RECORDS



YEAY-BY-YEAR BYU COACHING BREAKDOWN

YEAR	COACH	CONF.	FINISH	CONF. REC.	OVERALL	OFF.	DEF.	DIFF.
2014	Dave Rose	WCC	2nd	13-5	23-12	83.7	77.3	+6.4
2013	Dave Rose	WCC	3rd	10-6	24-12	77.1	69.5	+7.6
2012	Dave Rose	WCC	3rd	12-4	26-9	77.9	67.4	+10.5
2011	Dave Rose	MWC	T1st	14-2	32-5	81.4	67.9	+13.5
2010	Dave Rose	MWC	2nd	13-3	30-6	83.1	66.4	+16.7
2009	Dave Rose	MWC	T1st	12-4	25-8	77.1	65.2	+11.9
2008	Dave Rose	MWC	1st	14-2	27-8	73.7	63.2	+10.5
2007	Dave Rose	MWC	1st	13-3	25-9	78.1	69.0	+9.1
2006	Dave Rose	MWC	T2nd	12-4	20-9	76.2	71.7	+4.5
2005	Steve Cleveland	MWC	T7th	3-11	9-21	65.7	69.0	-3.3
2004	Steve Cleveland	MWC	2nd	10-4	21-9	71.4	65.6	+5.8
2003	Steve Cleveland	MWC	T1st	11-3	23-9	71.8	63.5	+8.3
2002	Steve Cleveland	MWC	T4th	7-7	18-12	70.5	65.0	+5.5
2001	Steve Cleveland	MWC	T1st	10-4	24-9	70.4	62.7	+7.7
2000	Steve Cleveland	MWC	6th	7-7	22-11	70.5	63.8	+6.7
1999	Steve Cleveland	WAC	5th	6-8	12-16	71.8	73.4	-1.6
1998	Steve Cleveland	WAC	6th	4-10	9-21	63.5	69.8	-6.3
1997	Tony Ingle	WAC	16th	0-16	0-19	58.3	78.9	-20.6
1997	Roger Reid	WAC	-	0-0	1-6	62.9	80.3	-17.4
1996	Roger Reid	WAC	5th	9-9	15-13	82.3	78.4	+3.9
1995	Roger Reid	WAC	2nd	13-5	22-10	75.2	69.2	+6.0
1994	Roger Reid	WAC	3rd	12-6	22-10	79.4	74.4	+5.0
1993	Roger Reid	WAC	1st	15-3	25-9	81.0	71.9	+9.1
1992	Roger Reid	WAC	1st	12-4	25-7	80.2	69.6	+10.6
1991	Roger Reid	WAC	2nd	11-5	21-13	72.2	68.7	+3.5
1990	Roger Reid	WAC	1st	11-5	21-9	70.3	65.7	+4.6
1989	Ladell Andersen	WAC	5th	7-9	14-15	80.6	80.1	+0.5
1988	Ladell Andersen	WAC	1st	13-3	26-6	85.5	76.2	+9.3
1987	Ladell Andersen	WAC	2nd	12-4	21-11	82.3	77.2	+5.1
1986	Ladell Andersen	WAC	4th	11-5	18-14	72.8	70.6	+2.2
1985	Ladell Andersen	WAC	3rd	9-7	15-14	75.0	74.4	+0.6
1984	Ladell Andersen	WAC	2nd	12-4	20-11	78.5	75.0	+3.5
1983	Frank Arnold	WAC	1st	11-5	15-14	69.5	66.2	+3.3
1982	Frank Arnold	WAC	4th	9-7	17-13	62.8	58.4	+4.4
1981	Frank Arnold	WAC	3rd	12-4	25-7	78.8	71.1	+7.7
1980	Frank Arnold	WAC	1st	13-1	24-5	83.5	72.5	+11.0
1979	Frank Arnold	WAC	1st	10-2	20-8	85.0	76.6	+8.4
1978	Frank Arnold	WAC	4th	6-8	12-18	81.0	83.2	-2.2
1977	Frank Arnold	WAC	7th	4-10	12-15	74.6	75.1	-0.5
1976	Frank Arnold	WAC	5th	6-8	12-14	77.5	83.9	-6.4
1975	Glenn Potter	WAC	6th	5-9	12-14	79.3	80.3	-1.0
1974	Glenn Potter	WAC	6th	6-8	11-15	77.5	83.9	-6.4
1973	Glenn Potter	WAC	2nd	9-5	19-7	79.5	74.6	+4.9
1972	Stan Watts	WAC	1st	12-2	21-5	81.8	74.1	+7.7
1971	Stan Watts	WAC	1st	10-4	18-11	82.8	79.1	+3.7
1970	Stan Watts	WAC	7th	4-10	8-18	80.7	84.1	-3.4
1969	Stan Watts	WAC	1st	6-4	16-12	83.0	80.7	+2.3
1968	Stan Watts	WAC	4th	4-6	13-12	82.6	78.2	+4.4
1967	Stan Watts	WAC	1st	8-2	14-10	81.7	76.1	+5.6
1966	Stan Watts	WAC	2nd	6-4	20-9	95.5	82.9	+12.6
1965	Stan Watts	WAC	1st	8-2	21-7	94.3	84.1	+10.2
1964	Stan Watts	WAC	3rd	5-5	13-12	79.0	80.2	-1.2
1963	Stan Watts	WAC	2nd	6-4	12-14	77.1	78.3	-1.2
1962	Stan Watts	MSC	4th	5-9	10-16	70.5	74.9	-4.4
1961	Stan Watts	MSC	3rd	9-5	15-11	73.9	71.9	+2.0
1960	Stan Watts	MSC	5th	5-9	9-17	67.0	75.1	-8.1
1959	Stan Watts	MSC	4th	8-6	15-11	75.5	71.2	+4.3
1958	Stan Watts	MSC	2nd	9-5	13-13	65.3	66.7	-1.4
1957	Stan Watts	MSC	1st	11-3	19-9	70.7	67.1	+3.6
1956	Stan Watts	MSC	2nd	10-4	18-8	77.2	67.0	+10.2
1955	Stan Watts	MSC	2nd	10-4	13-13	72.7	71.0	+1.7
1954	Stan Watts	MSC	2nd	9-5	18-11	68.6	64.8	+3.83
1953	Stan Watts	MSC	2nd	11-3	22-8	69.2	56.2	+13.0
1952	Stan Watts	MSC	2nd	9-5	14-10	60.4	58.8	+1.6
1951	Stan Watts	RMC	1st	15-5	28-8	65.3	55.7	+9.6
1950	Stan Watts	RMC	1st	14-6	22-12	55.0	49.9	+5.1

WCC=West Coast Conference; MWC=Mountain West Conference; WAC=Western Athletic Conference; MSC=Mountain State Conference (Skyline); RMC=Rocky Mountain Conference

MARRIOTT CENTER W/L RECORDS

YEARS	HEAD COACH	W/L	PCT.
1971-72	Stan Watts	12-0	1.000
	Stan Watts Total	12-0	1.000
1972-73	Glenn Potter	11-3	.786
1973-74	Glenn Potter	6-4	.600
1974-75	Glenn Potter	9-6	.533
	Glenn Potter Total	26-13	.641
1975-76	Frank Arnold	7-5	.583
1976-77	Frank Arnold	6-6	.500
1977-78	Frank Arnold	9-4	.692
1978-79	Frank Arnold	14-0	1.00
1979-80	Frank Arnold	12-2	.857
1980-81	Frank Arnold	13-0	1.00
1981-82	Frank Arnold	11-5	.688
1982-83	Frank Arnold	9-6	.600
	Frank Arnold Total	81-28	.743
1983-84	Ladell Andersen	14-1	.933
1984-85	Ladell Andersen	9-5	.643
1985-86	Ladell Andersen	12-4	.750
1986-87	Ladell Andersen	10-4	.786
1987-88	Ladell Andersen	16-2	.889
1988-89	Ladell Andersen	10-5	.667
	Ladell Andersen Total	71-21	.783
1989-90	Roger Reid	15-0	1.00
1990-91	Roger Reid	10-6	.625
1991-92	Roger Reid	14-1	.933
1992-93	Roger Reid	13-1	.929
1993-94	Roger Reid	14-2	.875
1994-95	Roger Reid	14-0	1.000
1995-96	Roger Reid	11-4	.733
1996-97	Roger Reid	1-4	.143
	Roger Reid Total	92-18	.821
1996-97	Tony Ingle	0-9	.000
	Tony Ingle Total	0-9	.000
1997-98	Steve Cleveland	4-10	.286
1998-99	Steve Cleveland	9-5	.643
1999-00	Steve Cleveland	14-2	.875
2000-01	Steve Cleveland	15-0	1.000
2001-02	Steve Cleveland	16-0	1.000
2002-03	Steve Cleveland	13-1	.929
2003-04	Steve Cleveland	13-0	1.000
2004-05	Steve Cleveland	6-8	.429
	Steve Cleveland Total	90-26	.776
2005-06	Dave Rose	14-1	.933
2006-07	Dave Rose	17-0	1.000
2007-08	Dave Rose	16-0	1.000
2008-09	Dave Rose	14-2	.875
2009-10	Dave Rose	15-1	.938
2010-11	Dave Rose	13-1	.929
2011-12	Dave Rose	13-3	.813
2012-13	Dave Rose	15-3	.833
2013-14	Dave Rose	14-1	.933
	Dave Rose Total	132-12	.917
Total		503-127	.798

BYU COACHING RECORDS

YEARS	HEAD COACH	WON	LOST	PCT.
1902-03	W.A. Colton	4	5	.444
1903-05	(Unknown)	12	6	.667
1905-08	C.T. Teetzel	22	6	.786
1908-10	Fred Bennion	16	6	.727
1910-11	Henry Rose	8	0	1.000
1911-20	E.L. Roberts	58	20	.744
1920-25	Alvin Twitchell	50	20	.714
1925-28	E.L. Roberts	29	29	.500
	Roberts Overall	87	49	.640
1928-35	G. Ott Romney	139	71	.662
1935-36	Edwin R. Kimball	16	9	.640
1936-38	Fred "Buck" Dixon	25	23	.521
1938-41	Edwin R. Kimball	43	29	.597
	Kimball Overall	59	38	.608
1941-49	Floyd Millet	104	77	.575
1949-72	Stan Watts	371	254	.594
1972-75	Glenn Potter	42	36	.538
1975-83	Frank Arnold	137	94	.593
1983-89	Ladell Andersen	114	71	.616
1989-96	Roger Reid	152	77	.664
1996-97	Tony Ingle	0	19	.000
1997-05	Steve Cleveland	138	108	.561
2005-Pres.	Dave Rose	232	78	.748
	OVERALL	1713	1038	.623

POSTSEASON RECORDS

STAN WATTS

NCAA Overall – 4-10
NIT Overall – 6-2
1950 – NCAA – 1-1
1951 – NCAA – 1-2
NIT – 3-0
1953 – NIT – 0-1
1954 – NIT – 0-1
1957 – NCAA – 1-1
1965 – NCAA – 0-2
1966 – NIT – 3-0
1969 – NCAA – 0-1
1971 – NCAA – 1-2
1972 – NCAA – 0-1

FRANK ARNOLD

NCAA Overall – 3-3
NIT Overall – 0-1
1979 – NCAA – 0-1
1980 – NCAA – 0-1
1981 – NCAA – 3-1
1982 – NIT – 0-1

LADELL ANDERSEN

NCAA Overall – 2-3
NIT Overall – 2-1
1984 – NCAA – 1-1
1986 – NIT – 2-1
1987 – NCAA – 0-1
1988 – NCAA – 1-1

ROGER REID

NCAA Overall – 2-5
NIT Overall – 1-1
1990 – NCAA – 0-1
1991 – NCAA – 1-1
1992 – NCAA – 0-1
1993 – NCAA – 1-1
1994 – NIT – 1-1
1995 – NCAA – 0-1

STEVE CLEVELAND

NCAA Overall – 0-3
NIT Overall – 3-2
2000 – NIT – 2-1
2001 – NCAA – 0-1
2002 – NIT – 1-1
2003 – NCAA – 0-1
2004 – NCAA – 0-1

DAVE ROSE

NCAA Overall – 4-7
NIT Overall – 3-2
2006 – NIT – 0-1
2007 – NCAA – 0-1
2008 – NCAA – 0-1
2009 – NCAA – 0-1
2010 – NCAA – 1-1
2011 – NCAA – 2-1
2012 – NCAA – 1-1
2013 – NIT – 3-1
2014 – NCAA – 0-1



YEAR-BY-YEAR TEAM STATISTICS

YEAR	GMS	MINUTES	FG	FGA	FG%	3 FG	3 FGA	3 FG%	FT	FTA	FT%	O-REB	D-REB	TOTAL REB.	RB AVG	PF	FO
1948-49	34		837						442	654	.676					607	
1949-50	34		670	1977	.339				420	668	.629					563	
1950-51	37		920	2611	.352				597	902	.660			1457	39.4	709	25
1951-52	24		576	1756	.328				299	482	.620			901	37.5	442	15
1952-53	30		743		.330				566		.660			1392	46.4	558	22
1953-54	28		697		.330				529		.610			1335	47.7	539	9
1954-55	26		685	2104	.326				522	808	.646			1268	48.8	521	
1955-56	26		735	2032	.362				536	770	.696			1451	55.8	473	20
1956-57	28		688	1956	.352				609	831	.733			1230	43.9	508	18
1957-58	26		646	1731	.373				405	650	.623			1279	49.2	513	22
1958-59	26		751	1822	.412				436	698	.625			1402	53.9	470	22
1959-60	25		630	1653	.381				416	613	.679			1168	46.7	459	18
1960-61	26		736	1790	.411				451	670	.673			1255	48.3	524	
1961-62	26		725	1910	.380				390	604	.646			1293	49.7	530	
1962-63	26		745	1825	.408				495	701	.706			1273	49.0	596	
1963-64	25		775	1775	.437				424	605	.701			1220	48.8	508	
1964-65	28		1014	2122	.478				611	825	.741			1457	52.0	584	
1965-66	25		946	1898	.498				496	693	.720			1346	53.8	488	
1966-67	24		762	1550	.492				436	644	.678			1117	46.5	519	
1967-68	25		787	1803	.436				490	720	.681			1276	51.0	498	
1968-69	28		903	2029	.445				519	785	.661			1438	51.4	574	
1969-70	26		812	1859	.437				472	718	.657			1369	52.7	534	
1970-71	29		918	1933	.475				565	805	.702			1352	46.6	403	
1971-72	26		801	1659	.483				526	736	.715			1206	46.4	435	12
1972-73	26		822	1701	.483				428	594	.721			1240	47.7	365	
1973-74	26		788	1730	.455				439	581	.756			1137	43.7	492	12
1974-75	26		819	1725	.475				424	613	.692			1119	43.0	552	24
1975-76	26		805	1722	.467				405	585	.692			1162	44.7	572	31
1976-77	27		800	1706	.469				413	571	.723			1071	39.7	579	24
1977-78	30		957	1974	.485				515	725	.710			1126	37.5	640	39
1978-79	28		940	1778	.529				501	717	.699			1176	42.0	587	29
1979-80	29		955	1830	.522				511	722	.708			1224	42.2	543	21
1980-81	32		960	1954	.491				600	840	.714			1366	42.7	591	29
1981-82	30		697	1511	.461				491	689	.712			1118	37.2	507	14
1982-83	29		761	1652	.461				492	687	.716			1111	38.3	560	27
1983-84	31		896	1762	.509				641	855	.75			1076	34.7	624	17
1984-85	29		821	1773	.463				533	789	.676			1048	36.1	671	29
1985-86	32		897	1917	.468				534	769	.694			1171	36.6	654	22
1986-87	32		965	1972	.489	127	318	.399	577	773	.746			1186	37.1	673	15
1987-88	32		976	1839	.531	146	323	.452	637	835	.763			1160	36.3	597	15
1988-89	29		838	1675	.500	135	359	.376	527	647	.815			968	33.4	574	14
1989-90	30		739	1482	.499	140	311	.450	492	684	.719			925	30.8	584	21
1990-91	34		876	1796	.488	121	303	.399	581	825	.704	348	811	1257	37.0	660	18
1991-92	32		877	1762	.498	214	497	.431	599	813	.737	302	760	1176	36.8	621	20
1992-93	34	6875	948	1905	.498	161	443	.363	697	909	.767	405	837	1324	38.9	721	15
1993-94	32	6453	876	1779	.492	141	444	.318	647	880	.735	330	741	1185	37.0	691	21
1994-95	32	6481	809	1743	.464	170	486	.350	617	798	.773	338	693	1124	35.1	601	22
1995-96	28	5602	802	1690	.475	112	335	.334	587	767	.765	307	652	1061	37.9	599	
1996-97	26	5218	578	1453	.398	99	379	.261	292	453	.645	246	483	824	31.7	505	18
1997-98	30	6081	589	1571	.375	194	638	.304	534	749	.713	328	620	1060	35.3	638	
1998-99	28	5650	671	1487	.451	176	474	.371	491	677	.725	254	659	913	32.6	585	28
1999-2000	33	6624	795	1725	.461	192	515	.373	546	784	.696	299	819	1118	33.9	640	15
2000-01	33	6600	744	1620	.459	185	485	.381	651	835	.780	292	760	1052	31.9	691	23
2001-02	30	6076	711	1514	.470	170	428	.397	523	688	.760	265	735	1000	33.3	561	18
2002-03	32	6425	765	1654	.463	194	517	.375	575	762	.755	353	781	1134	35.4	688	23
2003-04	30	6025	764	1571	.486	171	487	.351	501	692	.724	316	701	1017	33.9	566	14
2004-05	30	6025	690	1648	.419	211	583	.362	381	530	.719	347	670	1017	33.9	551	10
2005-06	29	5925	782	1692	.462	202	521	.388	443	620	.715	325	699	1024	35.3	582	12
2006-07	34	6876	972	1981	.491	265	617	.415	454	688	.660	414	859	1273	37.4	662	13
2007-08	35	7025	906	1970	.460	285	764	.373	483	737	.655	365	986	1351	38.6	618	12
2008-09	33	6625	909	1879	.484	238	624	.381	488	669	.729	302	894	1196	36.2	607	14
2009-10	36	7250	1025	2120	.483	292	700	.417	650	823	.790	367	965	1332	37.0	621	5
2010-11	37	7474	1019	2267	.449	312	865	.361	662	865	.765	420	1005	1425	38.5	647	10
2011-12	35	7000	977	2099	.465	233	679	.343	540	771	.700	381	966	1347	38.5	637	15
2012-13	36	7200	999	2188	.457	213	630	.338	566	777	.728	433	966	1399	38.9	678	12
2013-14	35	7125	1012	2186	.463	177	498	.355	730	1055	.692	463	969	1432	40.9	690	16

YEAR-BY-YEAR TEAM STATISTICS

YEAR	ASSTS	TO	BLOCKS	STEALS	POINTS	PPG	WINS	LOSS	WIN %	CONF. W	CONF. L	PLACE, CONF.	NCAA/NIT	RECORD
1948-49					2116	58.8	21	13	.618	12	8	4th, SC		
1949-50					1760	55.0	22	12	.647	14	6	1st, SC	NCAA	1-1
1950-51	405				2416	65.3	28	9	.757	15	5	1st, SC	NCAA/NIT	1-2/3-0*
1951-52	171				1451	60.4	14	10	.583	9	5	2nd, SC		
1952-53					2052	68.5	22	8	.733	11	3	2nd, SC	NIT	0-1
1953-54					1923	68.6	18	11	.621	9	5	3rd, SC	NIT	0-1
1954-55					1892	72.8	13	13	.500	10	4	2nd, SC		
1955-56					2006	77.2	18	8	.692	10	4	2nd, SC		
1956-57					1985	70.1	19	9	.679	11	3	1st, SC	NCAA	1-1
1957-58					1697	65.3	12	14	.462	9	5	T2nd, SC		
1958-59					1965	75.6	15	11	.577	8	6	4th, SC		
1959-60					1676	67.0	8	17	.320	5	9	5th, SC		
1960-61					1923	74.0	15	11	.577	9	5	3rd, SC		
1961-62					1834	70.5	10	16	.385	5	9	4th, SC		
1962-63					1985	76.3	12	14	.462	6	4	2nd, WAC		
1963-64					1974	79.0	13	12	.520	5	5	3rd, WAC		
1964-65					2639	94.3	21	7	.750	8	2	1st, WAC	NCAA	0-2
1965-66					2388	95.5	20	5	.800	6	4	2nd, WAC	NIT	3-0*
1966-67					1960	81.7	14	10	.583	8	2	T1st, WAC		
1967-68					2064	85.6	13	12	.520	4	6	T4th, WAC		
1968-69					2325	83.0	16	12	.571	6	4	T1st, WAC	NCAA	0-1
1969-70					2096	80.6	8	18	.308	4	10	7th, WAC		
1970-71					2401	82.8	18	11	.621	10	4	1st, WAC	NCAA	1-2
1971-72					2128	81.8	21	5	.808	12	2	1st, WAC	NCAA	0-1
1972-73					2068	79.5	19	7	.731	9	5	T2nd, WAC		
1973-74					2015	77.5	11	15	.423	6	8	6th, WAC		
1974-75					2062	79.3	12	14	.462	5	9	6th, WAC		
1975-76	445				2015	77.5	12	14	.462	6	8	T5th, WAC		
1976-77	444				2013	74.6	12	15	.444	4	10	7th, WAC		
1977-78	565	475	70	168	2429	81.0	12	18	.400	6	8	T4th, WAC		
1978-79	540	489	97	172	2381	85.0	20	8	.714	10	2	1st, WAC	NCAA	0-1
1979-80	560	450	103	144	2421	83.5	24	5	.828	13	1	1st, WAC	NCAA	0-1
1980-81	542	476	117	157	2520	78.8	25	7	.781	12	4	3rd, WAC	NCAA	3-1
1981-82	450	444	90	127	1885	62.8	17	13	.567	9	7	T4th, WAC	NIT	0-1
1982-83	445	394	133	173	2014	69.4	15	14	.517	11	5	T1st, WAC		
1983-84	495	444	75	196	2433	78.5	20	11	.645	12	4	2nd, WAC	NCAA	1-1
1984-85	438	364	64	183	2175	75.0	15	14	.517	9	7	T3rd, WAC		
1985-86	496	452	102	187	2328	72.8	18	14	.563	11	5	4th, WAC	NIT	2-1
1986-87	540	423	109	201	2634	82.3	21	11	.656	12	4	2nd, WAC	NCAA	0-1
1987-88	597	442	86	205	2735	85.5	26	6	.813	13	3	1st, WAC	NCAA	1-1
1988-89	438	392	25	175	2338	80.6	14	15	.483	7	9	5th, WAC		
1989-90	467	369	47	191	2110	70.3	21	9	.700	11	5	T1st, WAC	NCAA	0-1
1990-91	565	473	246	175	2454	72.2	21	13	.618	11	5	2nd, WAC	NCAA	1-1
1991-92	564	451	94	219	2567	80.2	25	7	.781	12	4	T1st, WAC	NCAA	0-1
1992-93	613	566	127	214	2754	81.0	25	9	.735	15	3	T1st, WAC	NCAA	1-1
1993-94	482	474	108	219	2540	79.4	22	10	.688	12	6	3rd, WAC	NIT	1-1
1994-95	498	448	99	225	2405	75.2	22	10	.688	13	5	T2nd, WAC	NCAA	0-1
1995-96	479	386	71	185	2303	82.3	15	13	.536	9	9	5th, WAC		
1996-97	316	425	53	147	1547	59.5	1	25	.038	0	16	8th, WAC Mtn		
1997-98	355	486	72	194	1906	63.5	9	21	.300	4	10	6th, WAC Mtn		
1998-99	359	484	87	188	2009	71.8	12	16	.429	6	8	5th, WAC Pac		
1999-2000	478	453	73	236	2328	70.5	22	11	.667	7	7	6th, MWC	NIT	2-1
2000-01	414	454	108	203	2324	70.4	24	9	.727	10	4	T1st, MWC	NCAA	0-1
2001-02	420	412	92	158	2115	70.5	18	12	.600	7	7	T4th, MWC	NIT	1-1
2002-03	428	436	82	222	2299	71.8	23	9	.719	11	3	T1st, MWC	NCAA	0-1
2003-04	445	409	98	208	2200	73.3	21	9	.700	10	4	2nd, MWC	NCAA	0-1
2004-05	370	439	104	183	1972	65.7	9	21	.429	3	11	T7th, MWC		
2005-06	462	425	108	197	2209	76.2	20	9	.690	12	4	T2nd, MWC	NIT	0-1
2006-07	542	456	118	205	2654	78.1	25	9	.735	13	3	1st, MWC	NCAA	0-1
2007-08	587	492	135	207	2580	73.7	27	8	.771	14	2	1st, MWC	NCAA	0-1
2008-09	537	375	119	241	2544	77.1	25	8	.758	12	4	T1st, MWC	NCAA	0-1
2009-10	567	417	126	307	2992	83.1	30	6	.833	13	3	2nd, MWC	NCAA	1-1
2010-11	538	404	150	298	3012	81.4	32	5	.865	14	2	T1st, MWC	NCAA	2-1
2011-12	599	473	154	296	2727	77.9	29	6	.743	12	4	3rd, WCC	NCAA	1-1
2012-13	575	432	89	291	2777	77.1	24	12	.667	10	6	3rd, WCC	NIT	3-1
2013-14	544	395	103	251	2931	83.7	23	12	.657	13	5	T2nd, WCC	NCAA	0-1

* NIT Champions



BYU NCAA TOURNAMENT RESULTS

1950 (final 8 finish)

Western Regional Semis (Kansas City)
 Baylor 56, BYU 55
 Western Consolation (Kansas City)
 BYU 83, UCLA 62

1951 (final 8 finish)

West First Round (Kansas City)
 BYU 68, San Jose State 61
 West Regional Semifinals (Kansas City)
 Kansas State 64, BYU 54
 West Regional Consolation (Kansas City)
 Washington 80, BYU 67

1957 (final 16 finish)

*first-round bye
 West Regional Semifinals (Corvallis, Ore.)
 California 86, BYU 59
 West Regional Consolation (Corvallis, Ore.)
 BYU 65, Idaho State 54

1965 (final 16 finish)

*first-round bye
 West Regional Semifinals (Provo, Utah)
 UCLA 100, BYU 76
 West Regional Consolation (Provo, Utah)
 Oklahoma City 112, BYU 102

1969

West First Round (Las Cruces, N.M.)
 New Mexico State 74, BYU 62

1971 (final 16 finish)

West First Round (Logan, Utah)
 BYU 91, Utah State 82
 West Reg. Semifinals (Salt Lake City)
 UCLA 91, BYU 73
 West Reg. Consolation (Salt Lake City)
 Pacific 84, BYU 81

1972

West First Round (Pocatello, Idaho)
 Long Beach State 95, BYU 90

1979

*first-round bye
 West Second Round (Tuscon, Ariz.)
 (4) San Francisco 86, (5) BYU 63

1980

*first-round bye
 West Second Round (Ogden, Utah)
 (6) Clemson 71, (3) BYU 66

1981 (final 8 finish)

East Regional (Providence, R.I.)
 (6) BYU 60, (11) Princeton 51
 (6) BYU 78, (3) UCLA 55
 East Regional Semifinals (Atlanta)
 (6) BYU 51, (2) Notre Dame 50
 West Regional Finals (Atlanta)
 (1) Virginia 74, (6) BYU 60

1984

Mideast Regional (Birmingham, Ala.)
 (8) BYU 84, (9) UAB 68
 (1) Kentucky 93, (8) BYU 68

1987

SE First Round (Birmingham, Ala.)
 (7) New Orleans 83, (10) BYU 79

1988

Mideast Regional (Birmingham, Ala.)
 (4) BYU 98, (13) NC-Charlotte 92 (OT)
 (5) Louisville 97, (4) BYU 76

1990

East First Round (Hartford, Conn.)
 (5) *Clemson 49, (12) BYU 47
**win later vacated by the NCAA*

1991

West First Round (Salt Lake City)
 (10) BYU 61, (7) Virginia 48
 West Second Round (Salt Lake City)
 (2) Arizona 76, (10) BYU 61

1992

West First Round (Boise, Idaho)
 (7) LSU 94, (10) BYU 83

1993

Midwest First Round (Chicago)
 (7) BYU 80, (10) SMU 71
 Midwest Second Round (Chicago)
 (2) Kansas 90, (7) BYU 76

1995

Midwest First Round (Memphis, Tenn.)
 (9) Tulane 76, (8) BYU 70

2001

West First Round (San Diego)
 (5) Cincinnati 84, (12) BYU 59

2003

South First Round (Spokane, Wash.)
 (5) Connecticut 58, (12) BYU 53

2004

Phoenix Bracket (Denver)
 (5) Syracuse 80, (12) BYU 55

2007

South First Round (Lexington, Ky.)
 (9) Xavier 79, (8) BYU 77

2008

West First Round (Anaheim, Calif.)
 (9) Texas A&M 67, (8) BYU 62

2009

West First Round (Philadelphia)
 (9) Texas A&M 79, (8) BYU 66

2010

West First Round (Oklahoma City)
 (7) BYU 95, (10) Florida 85 (20T)
 West Second Round (Oklahoma City)
 (2) Kansas State 84, (7) BYU 72

2011 (final 16 finish)


Southeast Second Round (Denver)
 (3) BYU 74, (14) Wofford 66
 Southeast Third Round (Denver)
 (3) BYU 89, (11) Gonzaga 67
 Southeast Semifinals (New Orleans)
 (2) Florida 83, (3) BYU 74 (OT)

2012

West First Round (Dayton)
 (14) BYU 78, (14) Iona 72
 West Second Round (Louisville)
 (3) Marquette 88, (14) BYU 68

2014

West Second Round (Milwaukee)
 (7) Oregon 87, (10) BYU 68



In the 1981 NCAA Tournament, the Cougars advanced to the Elite Eight where they took on All-American Ralph Sampson and the Virginia Cavaliers. After beating Princeton, UCLA and Notre Dame earlier in the tournament, the Cougars, led by Greg Kite, Fred Roberts and Danny Ainge, were finally eliminated by the Cavaliers in the Elite Eight.

NIT APPEARANCES

1951

BYU 75, St. Louis 58
 BYU 69, Seton Hall 59
 BYU 62, Dayton, 43 (NIT Final)

1953

Niagara 82, BYU 76

1954

St. Francis PA 81, BYU 68

1966

BYU 90, Temple 78
 BYU 97, Army 60
 BYU 97, NYU 84 (NIT Final)

1982

Washington 66, BYU 63

1986

at BYU 67, SMU 63
 at BYU 93, Cal-Irvine 80
 at Ohio State 79, BYU 68

1994

at BYU 74, Arizona St. 67
 at Fresno St. 68, BYU 66

2000

at BYU 81, Bowling Green 54
 at BYU 82, Southern Illinois 57
 at Notre Dame 64, BYU 52

2002

at BYU 78, UC Irvine 55
 at Memphis 80, BYU 69

2006

at Houston 77, BYU 67

2013

at BYU 90, Washington 79
 at BYU 90, Mercer 71
 at Southern Miss 62, BYU 79
 BYU 70, Baylor 76 (NIT Semifinal)

OVERALL RECORD

NIT 15-9 (11 years)
 (Champions 1951, 1966)


COUGARS EARN NATIONAL TITLES IN 1951 AND 1966

In 1951, the Cougars defeated Dayton in the championship game of the National Invitational Tournament. After the win, BYU accepted an invitation to the NCAA Tournament, which at the time was not yet recognized as the decisive tournament for the country's best team.




1951 NIT CHAMPIONS

As the nation's champions, the Cougars finished 28-9 with the most wins in BYU basketball history. Not only is it impressive that BYU won the national title and so many games, but it is even more amazing that they did so without a home court. With the Smith Fieldhouse under construction, BYU split its "home games" between Springville High's gymnasium and the University of Utah. Head coach Stan Watts guided the Cougars to the national title in only his second year at the helm. Watts had the help of Mel Hutchins, who became the first Cougar to be named a first-team All-American and went on to win Rookie of the Year in the NBA in the 1952-53 season.




In 1966, the Cougars finished as a 20-game winner with their final game against NYU in the championship game of the National Invitational Tournament. Playing in a packed Madison Square Garden, the No. 1-ranked Cougars outplayed NYU, leading 48-43 at halftime and never looked back. With star Dick Nemelka on the bench with four fouls, the Cougars turned to junior center Craig Raymond and junior forward Gary Hill. Hill and Raymond, non-starters going into the tournament, led the high-scoring Cougar offense with 21 points each.

Steve Kramer added 20 points to become the third Cougar with 20 or more points and the fifth Cougar to score in double digits. The win over the Violets marked the second NIT championship for both BYU and head coach Stan Watts. The season was the highest scoring in Cougar history. BYU averaged 95.5 points per game while hitting 50 percent of its shots. In the NIT final, the Cougars shot 59 percent while handling NYU. Former coach of the Boston Celtics, Red Auerbach, commented on BYU at the championship, saying, "BYU simply overpowered them. They (the Cougars) outplayed them all over the court."



1966 NIT CHAMPIONS



TOURNAMENT RESULTS



YEAR	TOURNAMENT	PLC.	REC.	YEAR	TOURNAMENT	PLC.	REC.	YEAR	TOURNAMENT	PLC.	REC.
				1982-83	Cougar Classic	3rd	1-1	1997-98	Cougar Classic	1st	2-0
1949-50	Rocky Mtn. Conf.	1st	3-0		Holiday Festival	4th	0-2		Rainbow Classic		1-2
	Los Angeles Inv.	4th	1-1	1983-84	Cougar Classic	3rd	1-1		WAC		0-1
	NCAA	4th	1-1		Kentucky Invnt.	2nd	2-1	1998-99	Cougar Classic	1st	2-0
1950-51	Rocky Mtn. Conf.	2nd	2-1		WAC		0-1		WAC		1-1
	NIT	1st	3-0		NCAA Regional		1-1	1999-00	Cougar Classic	1st	2-0
	NCAA	4th	1-2	1984-85	Stanford Invnt.	3rd	1-1		MWC	2nd	2-1
1951-52	Sugar Bowl	4th	0-2		Cougar Classic	1st	2-0		NIT		2-1
1952-53	Dixie Classic	2nd	2-1		Cotton States	3rd	1-1	2000-01	Yahoo Sports Invitational	4th	1-2
	NIT		0-1		WAC		0-1		MWC	1st	3-0
1953-54	Holiday Festival	3rd	2-1	1985-86	Kactus Klassic	3rd	1-1		NCAA		0-1
	NIT		0-1		Cougar Classic	2nd	1-1	2001-02	Las Vegas Showdown		1-0
1955-56	Motor City	1st	2-0		WAC		0-1		MWC		0-1
1956-57	Holiday Festival	3rd	2-1		NIT		2-1		NIT		1-1
	NCAA Regional	3rd	1-1	1986-87	Coca-Cola NIT Classic		0-1	2002-03	Paradise Jam @ U.S. Virgin Is.		3-0
1958-59	Queen City	4th	0-2		Cougar Classic	2nd	1-1		MWC		1-1
1959-60	Hurricane	3rd	1-1		Cable Car Classic	1st	2-0		NCAA		0-1
1960-61	Poinsettia	3rd	1-1		WAC		1-1	2003-04	Cable Car Classic		2-0
1962-63	Quaker City	2nd	2-1		NCAA		0-1		MWC		1-1
1963-64	Far West	2nd	2-1	1987-88	Cougar Classic	1st	2-0		NCAA		0-1
1964-65	All-College	3rd	2-1		WAC		1-1	2004-05	Maui Invitational		1-2
	NCAA Regional	4th	0-2		NCAA		1-1		MWC		0-1
1965-66	Quaker City	5th	2-1	1988-89	Lapchick	2nd	1-1	2005-06	MWC		0-1
	NIT	1st	3-0		Cougar Classic	2nd	1-1		NIT		0-1
1966-67	Holiday Festival	6th	1-2		WAC		0-1	2006-07	BYU Holiday Classic	1st	3-0
1967-68	All-College	2nd	2-1	1989-90	Cougar Classic	1st	2-0		MWC	2nd	2-1
1968-69	Cable Car Classic	4th	0-2		WAC		0-1		NCAA		0-1
	Far West Classic	3rd	2-1		NCAA		0-1	2007-08	Las Vegas Invitational	2nd	3-1
	NCAA Regional		0-1	1990-91	Big Apple NIT		0-1		MWC	2nd	2-1
1969-70	Quaker City	5th	1-2		Cougar Classic	2nd	1-1		NCAA		0-1
1970-71	NCAA Regional	4th	1-2		Holiday Festival	4th	0-2	2008-09	Basketball Travelers Invt.	1st	3-0
	Rainbow Classic	2nd	2-1		WAC	1st	3-0		MWC		1-1
1971-72	Cougar Classic	1st	2-0		NCAA		1-1		NCAA		0-1
	Jayhawk Classic	3rd	1-1	1991-92	Cougar Classic	1st	2-0	2009-10	Las Vegas Classic	1st	4-0
	Old Dominion	3rd	1-1		Red Lobster Classic	3rd	1-1		MWC		1-1
	NCAA Regional		0-1		WAC	1st	3-0		NCAA		1-1
1972-73	All-College	2nd	2-1		NCAA		0-1	2010-11	South Padre Island Invt.	1st	4-0
1973-74	Far West Classic	4th	2-1	1992-93	Cougar Classic	1st	2-0		MWC		2-1
1975-76	Cougar Classic	2nd	1-1		Maui Invitational	2nd	2-1		NCAA		2-1
	Old Dominion	1st	2-0		Far West Classic	4th	0-2	2011-12	Chicago Invt. Challenge	2nd	3-1
1976-77	Cougar Classic	1st	2-0		WAC		1-1		WCC		1-1
	All-College	3rd	2-1		NCAA		1-1		NCAA		1-1
1977-78	Cougar Classic	4th	0-2	1993-94	Tournament of Champs	2nd	1-1	2012-13	Coaches vs. Cancer	4th	2-2
	Rainbow Classic	7th	1-2		Cougar Classic	1st	2-0		WCC		0-1
1978-79	Cougar Classic	1st	2-0		WAC	2nd	2-1		NIT		3-1
	Pillsbury Classic	3rd	1-1		NIT		1-1	2013-14	CBE Hall of Fame Classic	2nd	3-1
	NCAA Regional		0-1	1994-95	Alaska Shootout	2nd	2-1		WCC		2-1
1979-80	Cougar Classic	1st	2-0		Cougar Classic	1st	2-0		NCAA		0-1
	Far West Classic	3rd	2-1		Cable Car Classic	1st	2-0	(28 NCAA Appearances: 15-31)			
	NCAA Regional		0-1		WAC		0-1	(11 NIT Appearances: 15-9)			
1980-81	Cougar Classic	1st	2-0		NCAA		0-1				
	Volunteer Classic	2nd	1-1	1995-96	Cougar Classic	1st	2-0				
	NCAA Regional		3-1		WAC		0-1				
1981-82	Cougar Classic	1st	2-0	1996-97	Cougar Classic	4th	0-2				
	NIT		0-1								

14
FREDETTE 32




ALL-TIME HONORS



THE 14th ANNUAL CHALLENGER
JIMMER FREDETTE AWARDED
HONORARY ALLSTAR 1976
BYU'S ALLSTAR HONORARY
TO THE 1976-77 SEASON
BYU
JIMMER FREDETTE
BRIGHAM YOUNG UNIVERSITY

Jimmer Fredette
Brigham Young University
NBA's Rookie of the Year
2010-2011



DANNY AINGE JERSEY RETIREMENT 2003

With a capacity crowd of 22,702 on hand, Danny Ainge was honored on March 8, 2003, by being the first-ever BYU basketball player to have his jersey retired in the 100-year history of the program. His No. 22 jersey will forever hang from the rafters of the Marriott Center.

"It's just a great honor," Ainge said. "BYU was the greatest time of my life. It's just great to be a part of BYU basketball. I don't know why mine is the first to go up. There were a lot of great players before me. Hopefully this is just the start."

Then-BYU president Merrill J. Bateman said, "The standard has been set very high. We hope there will be more." Ainge's jersey, not his number, was retired, which means future players may still have the option to wear No. 22.

The ceremony, which took place during halftime of BYU's game against Colorado State, started with a video clip of Ainge's famous coast-to-coast, last-second basket to beat Notre Dame in the 1981 NCAA Tournament. Then-men's athletics director Val Hale shared some of Ainge's accomplishments, which include being named college basketball player of the year in 1981, playing professional baseball with the Toronto Blue Jays and winning two basketball championships with the Boston Celtics.

One of Ainge's former teammates, Scott Runia, said they used to call Ainge "clout" because he brought the team clout. They called him "clutch" because he made the play when it counted. They called him "smooth" because Danny won the heart of Michelle Toolson, Ainge's wife. But most importantly, they called him a friend.

DANNY AINGE
1981 NCAA Player of the Year

Known for his feisty, hard-nosed playing style, Danny Ainge has become one of the most famous athletes to graduate from BYU.

During his four-year career as a Cougar, Ainge was a Consensus All-American, a two-time first-team Academic All-American, the WAC Player of the Year and a four-time All-WAC selection. He set an NCAA record with 112 consecutive games scoring in double digits and broke the BYU and WAC all-time scoring records with 2,467 points.

As a senior in 1981, Ainge led BYU to the 1981 Eastern Regionals. He concluded his senior season by winning the Eastman Award as well as the John Wooden Award — given annually to the top collegiate basketball player in the nation.

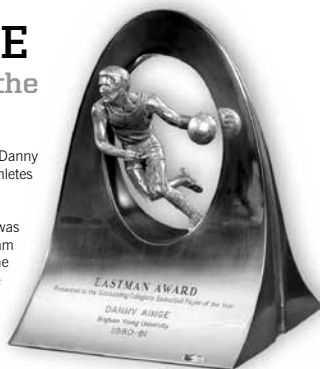
Ainge beat out Isiah Thomas (Indiana), Sam Bowie (Kentucky), Mark Aguirre (DePaul), Ralph Sampson (Virginia) and Steve Johnson (Oregon State) to win the Wooden Award. In doing so, he became the fifth winner of the award, joining Marques Johnson, Larry Bird, Phil Ford and Darrell Griffith.

As a two-sport star, Ainge was drafted by both the Toronto Blue Jays for baseball and the Boston Celtics (31st pick) for basketball. After playing four seasons with the Blue Jays, he chose to pursue an NBA career. Ainge was a member of the Celtics' 1984 and 1986 Championship teams and played in six NBA finals with three different teams (Boston, Portland and Phoenix). He also played for the Sacramento Kings. He became only the third player in NBA history to make 1,000 3-point field goals, finishing his 14-year career with 1,002.

Ainge played in 193 NBA playoff games, which was second all-time (Kareem Abdul-Jabbar, 237) when he retired. He is currently tied for seventh all-time with Karl Malone and ahead of Magic Johnson, Robert Parrish, John Havlicek and Bill Russell to name a few.

After retiring in 1995, Ainge was an NBA basketball television analyst for Turner Broadcasting for one year before the Phoenix Suns brought him back to the organization as an assistant head coach. Just eight games into the season, he was promoted to head coach and guided his club to a 40-34 record after the team started the season 0-8. He spent the next two-plus seasons as head coach of the Suns and compiled a 136-90 (.602) record before stepping down on December 13, 1999. He then returned for three more seasons with Turner Broadcasting before returning to the Boston Celtics in May 2003 as the Executive Director of Basketball Operations. He was named the 2008 NBA Executive of the Year following the Celtics' Championship season.

His oldest son Austin played on the BYU basketball team from 2003-07 and another son Cooper was a freshman on the 2012-13 squad. Ainge was inducted into the GTE Academic All-America Hall of Fame in May 2000 and honored with the prestigious NCAA Silver Anniversary Award in January 2006.



DANNY AINGE COLLEGE HONORS

- Eastman Award (1981 Player of the Year NABC)
- John Wooden Award
- MVP NABC All-Star Game
- Naismith All-America First Team
- NBA Coaches All-America First Team
- NABC (Kodak-Coaches) All-America First Team
- Associated Press All-America First Team
- Basketball Writers Association All-America First Team
- United Press International All-America First Team
- The Sporting News All-America First Team
- Pizza Hut First Team
- District 7 Player of the Year
- Western Athletic Conference Player of the Year
- Four-time All-WAC selection
- Two-time Academic All-America Team

OTHER COLLEGE ACCOMPLISHMENTS

- Set NCAA record with 112 consecutive games scoring in double figures
- Finished in NCAA top-20 career points leaders
- Finished as WAC's career scoring leader
- WAC record-holder in seven other categories
- Set three BYU season scoring records and seven career marks

JIMMER FREDETTE

2011 NCAA Player of the Year

Jimmer Fredette took BYU and college basketball by storm his senior year, as his name became a verb, a noun and an adjective. Known as 'The Jimmer', the one-name star capped his record-setting career by earning national player of the year honors and leading the Cougars to the Sweet 16 for the first time since 1981.

The Glens Falls, N.Y., native was the nation's leading scorer at 28.9 points per game in 2010-11. The All-American became a fixture on ESPN's SportsCenter and in national publications throughout the season as his point totals, deep threes and incredible shot-making ability captured the nation's attention. The national media exposure included features in Sports Illustrated and USA Today, back-to-back Sports Illustrated Covers and appearing as a guest on SportsCenter, PTI and the CBS Final Four pregame show.

All the attention came as a result of Fredette's stellar play on the court and humble demeanor in leading the Cougars to a program-record 32 victories, the Mountain West Conference regular season title and BYU's most successful NCAA Tournament run since 1981. Some of his memorable performances along the way included 39 points at UNLV, 47 at Utah, 43 against No. 3 San Diego State at home and a BYU-record 52 points against New Mexico in the MWC Tournament.

For all of his efforts, Fredette was honored at the highest levels in college basketball as he was named the consensus national player of the year.

Fredette was awarded the Wooden Award, the Naismith Trophy, the Oscar Robertson Trophy and numerous other player of the year awards, while also being named the Male College Athlete of the Year at the ESPys and the unanimous selection for MWC Player of the Year.

Fredette concluded his career as BYU's all-time leading scorer with 2,599 points. He also set the BYU single-season scoring record with 1,068 points in 2010-11. His 28.9 points per game in 2010-11 are also a Cougar record and Fredette also rewrote nearly every MWC single-game, season and career scoring records.

In four years at BYU, Fredette helped the Cougars capture three MWC titles and advance to the NCAA Tournament four times. He also led BYU to its best four-year run in program history as the Cougars won 114 games.

Following his record-setting senior season, Fredette was drafted No. 10 in the 2011 NBA Draft by the Milwaukee Bucks and then traded to the Sacramento Kings.

JIMMER FREDETTE SENIOR SEASON HONORS

2011 National Player of the Year (Naismith, Wooden, AP, Oscar Robertson, NABC, Adolph Rupp, Sporting News, Basketball Times, CBSSports.com, SI.com)
 2011 Lowes Senior CLASS Award
 2011 first-team All-American (John R. Wooden Award, AP, Sporting News, State Farm Coaches for NABC Division I, USBWA, Basketball Times, CBSSports.com, SI.com, Yahoo! Sports, FoxSports.com, Lute Olson)
 2011 MWC Player of the Year
 2011 All-MWC First Team
 2011 MWC Tournament MVP
 2011 NABC All-District 17 First Team
 2011 USBWA All-District VIII First Team
 2011 USBWA District VIII Player of the Year
 2011 Dick Vitale National Player of the Week (Dec. 13, Jan. 10, Jan. 17)
 2011 ESPN.com Weekly Watch National Player of the Week (Jan. 10, Jan. 17)
 2011 MWC Player of the Week (Nov. 29, Dec. 13, Jan. 3, Jan. 10, Jan. 17, Jan. 24, Feb. 7, Feb. 28)
 2011 South Padre Island Invitational MVP
 2011 Bob Cousy Award Finalist (Final 5)

OTHER COLLEGE ACCOMPLISHMENTS

2010-11 Nation's leading scorer (28.9 points per game)
 Set BYU and MWC single game, single season and career scoring records
 Set BYU single game, single season and career records for made 3-pointers
 Scored the most points by a BYU player in the Marriott Center with 43 vs. San Diego State





KRESIMIR COSIC

BASKETBALL HALL OF FAME INDUCTEE



Few players in BYU history have been able to capture the hearts of Cougar fans like Kresimir Cosic did from 1970-73. The 6-foot-11 center from Zadar, Yugoslavia, entertained fans during his stellar career with his enthusiastic, guard-like play.

Whether it was leading the fastbreak, dribbling between his legs or shooting a sky-hook, Cosic's enthusiasm and on-court antics endeared him to almost everyone who saw him play.

During his career at BYU, Cosic used his versatile inside-outside game to lead the Cougars in scoring (23.3) and rebounding (13.0) as a junior and again as a senior (20.2 points per game). His unselfish attitude helped him lead his team in assists.

He ranks second on BYU's all-time rebounding list with 919, an average of 11.6 per game, and fourth all-time with a 19.1 career scoring average, while recording a BYU-record 47 double-doubles. He was a three-time first-team All-WAC selection and an All-American his junior and senior years. He likely would have been a four-year all-conference award winner but freshmen at that time were not allowed to play on varsity. Behind the play of Cosic, the Cougars won two WAC titles and reached the NCAA Regional Tournament in 1971 and 1972.



Upon graduation, Cosic became very much involved with basketball throughout Europe. He had offers to play in the NBA from the Boston Celtics and Los Angeles Lakers but he chose to return home and play for the Yugoslavian National Team for \$250 a week. Cosic played on four Olympic teams with his native land, winning a gold medal in 1980 and two silver medals in 1968 and 1976. He ended his career as his country's all-time scoring leader and went on to coach the Yugoslavian national team for many years.

His national and international accomplishments led to his induction into the Basketball Hall of Fame in Springfield, Mass., on May 6, 1996, making Cosic the first BYU player and second Cougar along with former coach Stan Watts to receive the prestigious honor. He is also a member of the Utah Basketball Hall of Fame, inducted in 2001.



In September of 1992, Cosic was appointed as deputy ambassador for Croatia to the United States. He and his family lived in Washington D.C where he performed his diplomatic duties in the same excellent manner in which he played basketball.

On May 25, 1995, Cosic lost his battle against the toughest opponent of his career – cancer. During his 46 years on earth, Cosic became one of the most influential and well-known of all European basketball players. He left behind the legacy and credit of being the individual who first introduced the American game of basketball to Europe.

During the 2005 NCAA Men's Basketball Tournament, CBS Television analyst Billy Packer singled out Cosic while discussing the quality of international players playing college basketball. "Kresimir Cosic, who played at BYU, was really the first great international player to play college basketball in the United States," Packer said.



Cosic played in BYU's first game on the Marriott Center floor in 1971. His No. 11 jersey was retired by BYU on Mar. 4, 2006 in a halftime ceremony with 20,732 fans in attendance, which was also the last time the original Marriott Center floor was used before being replaced during the summer of 2006.

"It's very impressive that Kreso is not forgotten here," said Cosic's wife Ljerka, through her daughter Ana, at the retirement ceremony. "Kreso never forgot Provo. He loved his Croatia and always spoke of it as the most beautiful place on Earth, but Provo forever remained his second home. Provo and BYU marked his life forever."



STAN WATTS

BASKETBALL HALL OF FAME INDUCTEE

When considering the most influential individuals in BYU basketball history, Stan Watts has to be placed at the top of the list. During his 23 years at the helm of the Cougar basketball program, Watts led his teams to two NIT National

Championships (1951, 1966) and oversaw the construction of the George Albert Smith Fieldhouse and the Marriott Center.

His nationally recognized accomplishments led to his induction into the Basketball Hall of Fame in Springfield, Mass., on March 6, 1986, making him the first Cougar to receive the prestigious honor. Watts finished his career after the 1971-72 season with an overall record of 371-254 (.594).

He was a member of the NCAA's Rules Committee, served as president of the National Association of Basketball Coaches and chaired the U.S. Olympic Basketball Committee in 1976. Watts also served six years as BYU's athletic director and spent time on the Cougar football and baseball coaching staffs.

Even more impressive than his remarkable accomplishments as a coach is his impeccable character as a human being. He is respected by coaches, fans and players alike for his conduct both on and off the court.

"His won-loss record speaks very well for the kind of coach he was," said former player Harold Christensen, who played for Watts on the 1951 championship team. "His reputation among his fellow coaches suggests how much they respected him. He still has that and is still honored in the community in which he coached."

Always a fighter, Watts overcame a rare form of cancer in 1971—only the fourth-known case of this type of cancer in medical history. Despite the fact that the other three individuals died, Watts refused to give up. After 14-hours of surgery and a two-month stay in the hospital, Watts returned to coach his team to a WAC Championship the following year.

Known for his fast-break style of offense, Watts remained an avid




Cougar fan. He once said, "It has always been our contention that the average basketball fan likes to see fast-scoring, speedy, exciting basketball."

By looking around the Marriott Center during a Cougar game, there are hints that Watts has been there. The glass-encased exhibit in the halls outside the arena pays tribute to one of the greatest coaches and individuals ever to grace the sidelines of a BYU athletic contest — as do the two NIT Championship banners and the WAC title banners from 1965, 1967, 1969, 1971 and 1972.

"The greatest tribute I can pay to Stan Watts," said retired Senior Associate Athletic Director Pete Witbeck, who was BYU's NCAA compliance officer and former assistant to Watts for many years, "is he's truly a man of God. He's always been a gentleman and great man. You don't see that very often."

Watts passed away April 6, 2000, at the age of 88.



STAN WATTS
NIT CHAMPIONSHIPS, 1951, 1966



BYU'S BASKETBALL ALL-AMERICANS

PLAYER	POS.	HT.	YEAR	RECOGNITION
Elwood S. Romney			1931	Helms (1st), College Humor (3rd), Consensus
			1932	Helms (1st)
Joe Nelson	F	6-3	1948	Helms (2nd), GlobeTrotters Tour
Mel Hutchins	C	6-5	1951	Helms (1st), Sporting News (1st), Converse Yearbook (1st), Look Magazine (1st), INS (1st), UPI (3rd), AP (3rd)
			1951	Converse Yearbook (4th)
Roland Minson	F	6-0	1951	Converse Yearbook (4th)
Joe Richey	F	6-1	1953	Colliers (2nd), INS (2nd), Look Magazine (2nd), Helms (3rd)
Dean Larsen	F	6-2	1954	Helms (2nd)
Terry Tebbs	G	5-9	1955	UPI Little (2nd)
			1956	UPI Little (1st)
Tom Steinke	G	5-10	1957	UPI Little (1st), Helms (2nd)
Gary Earnest	G	6-0	1961	AP (HM)
John Fairchild	C	6-8	1965	Helms, NABC (3rd)
Dick Nemelka	G	6-0	1966	Helms, Converse Yearbook (1st), USBWA (1st), NABC (3rd)
Kresimir Cosic	C		1972	Helms, Converse Yearbook (2nd), UPI (3rd), NABC (4th)
			1973	Helms, NABC (4th), Citizen Saving Athletes Foundation
Danny Ainge	G	6-5	1978	UPI (HM)
			1979	NABC (4th)
			1980	Helms, NABC (3rd), Academic (1st)
			1981	Consensus, Helms, AP (1st), NABC (1st), UPI (1st), Sporting News (1st), Converse Yearbook (1st), Basketball Times (1st), Wooden Award, Eastman Award, USBWA (2nd), Academic (1st)
Devin Durrant	F	6-7	1983	Academic (1st)
			1984	Wooden (1st), AP (2nd), NABC (2nd), USBWA (2nd), Sporting News (2nd), Basketball Times (2nd), UPI (3rd)
Michael Smith	F	6-10	1987	Academic (1st)
			1988	USBWA (2nd), UPI (2nd), Basketball Times (2nd), AP (3rd), Basketball Weekly (3rd), Sporting News (HM), Academic (1st)
			1989	Academic (1st)
Jeff Chatman	F	6-6	1986	Associated Press (HM), Sporting News (HM)
			1988	Sporting News (HM)
Andy Toolson	F	6-6	1990	Academic (1st)
Shawn Bradley	C	7-6	1991	Basketball Times Freshman (1st)
Nate Call	G	6-0	1992	AP (HM)
Gary Trost	C	6-10	1993	AP (HM)
Randy Reid	G	6-2	1994	Academic (3rd)
Russell Larson	F	6-11	1995	Academic (1st)
Mekeli Wesley	F	6-9	2001	AP (HM)
Rafael Araujo	C	6-11	2004	Basketball Times (2nd), AP (HM)
Trent Plaisted	F/C	6-11	2006	Scout.com Freshman (2nd)
Keena Young	F	6-6	2007	AP (HM)
			2008	AP (HM)
Lee Cumnard	F	6-7	2009	FoxSports.com (4th)
			2010	Basketball Times (2nd), NABC State Farm Coaches' (3rd), Lute Olson, AP (HM), Sporting News (3rd)
Jimmer Fredette	G	6-2	2010	Basketball Times (2nd), NABC State Farm Coaches' (3rd), Lute Olson, AP (HM), Sporting News (3rd)
			2011	Wooden (1st), AP (1st), Sporting News (1st), State Farm Coaches for NABC Division I (1st), USBWA (1st), Basketball Times (1st), CBSSports.com (1st), SI.com (1st), Yahoo! Sports (1st), FoxSports.com (1st), Lute Olson (1st)
Tyler Haws	G	6-5	2014	AP (HM)



RAFAEL ARAUJO

Rafael Araujo earned All-America accolades in 2003-04 after leading BYU to the NCAA Tournament as its leading scorer and rebounder. He had 32 points and 17 rebounds in BYU's win over eventual Final Four participant Oklahoma State.



KEENA YOUNG



TYLER HAWS



JIMMER FREDETTE

CONFERENCE AWARDS

CONFERENCE PLAYER OF THE YEAR

- 1964-65 John Fairchild, Sr.
- 1980-81 Danny Ainge, Sr.
- 1982-83 Devin Durrant, Jr.
- 1984-85 Timo Saarelainen, Sr.
- 1987-88 Michael Smith, Jr.
- 2000-01 Mekeli Wesley, Sr.
- 2003-04 Rafael Araujo, Sr.
- 2006-07 Keena Young, Sr.
- 2007-08 Lee Cumnard, Jr.
- 2010-11 Jimmer Fredette, Sr.
- 2013-14 Tyler Haws, Jr.

DEFENSIVE PLAYER OF THE YEAR

- 2002-03 Travis Hansen, Sr.
- 2003-04 Mike Hall, Jr.
- 2010-11 Jackson Emery, Sr.

ALL-DEFENSIVE TEAM

- 1994-95 Robbie Reid, So.
- 1995-96 Randy Reid, Sr.
- 2003-04 Mike Hall, Jr.
- 2008-09 Jackson Emery, So.
- 2009-10 Jackson Emery, Jr.
- 2010-11 Jackson Emery, Sr.

ALL-NEWCOMER TEAM

- 1995-96 Bryon Ruffner, Jr.
- 1997-98 Ron Sellaaze, Jr. +
- 1997-98 Mekeli Wesley, Fr.
- 1998-99 Mark Bigelow, Fr.
- 1999-00 Terrell Lyday, Jr. #
- 2000-01 Trent Whiting, Sr.
- 2011-12 Matt Carlino, Fr.
- 2013-14 Eric Mika, Fr.

MWC SIXTH MAN

- 2009-10 Jonathan Tavernari, Sr.

COACH OF THE YEAR

- 1989-90 Roger Reid
- 1991-92 Roger Reid
- 2002-03 Steve Cleveland
- 2005-06 Dave Rose
- 2006-07 Dave Rose
- 2010-11 Dave Rose

FRESHMAN OF THE YEAR

- 1990-91 Shawn Bradley
- 1991-92 Russell Larson
- 1998-99 Mark Bigelow
- 2001-02 Jared Jensen
- 2005-06 Trent Plaisted
- 2006-07 Jonathan Tavernari

MWC ALL-TOURNAMENT TEAM

- 1999-00 Terrell Lyday
- 2000-01 Terrell Lyday
- 2000-01 Mekeli Wesley
- 2003-04 Rafael Araujo
- 2006-07 Lee Cumnard
- 2006-07 Trent Plaisted
- 2006-07 Keena Young
- 2007-08 Lee Cumnard
- 2008-09 Jimmer Fredette
- 2009-10 Jimmer Fredette
- 2010-11 Jimmer Fredette*
- 2013-14 Kyle Collinsworth
- 2013-14 Tyler Haws

+WAC Newcomer of the Year
#MWC Newcomer of the Year
*MWC Tournament MVP

PLAYER OF THE YEAR AWARD WINNERS



JOHN FAIRCHILD '65



DANNY ANGE '81



DEVIN DURRANT '83



TIMO SAARELAINEN '85



MICHAEL SMITH '88



MEKELI WESLEY '01



RAFAEL ARAUJO '04



KEENA YOUNG '07



LEE CUMNARD '08



JIMMER FREDETTE '11



TYLER HAWS '14

COACH OF THE YEAR



ROGER REID '90, '92



STEVE CLEVELAND '03



DAVE ROSE '06, '07, '11

MIKE HALL - 2004
MWC DEFENSIVE
PLAYER OF THE YEAR

FRESHMAN OF THE YEAR AWARD WINNERS



SHAWN BRADLEY '91



RUSSELL LARSON '92



MARK BIGELOW '99



JARED JENSEN '02



TRENT PLAISTED '06



JONATHAN TAVERNARI '07



ALL-CONFERENCE PERFORMERS

1930-31 (Rocky Mountain)

Elwood Romney, So. 1st

1931-32

Elwood Romney, Jr. 1st

1932-33

Floyd Millet, Jr. 1st

Jay Whitman, So. 1st

Elwood Romney, Sr. 1st

1933-34

Floyd Millet, Sr. 1st

Jay Whitman, Jr. 1st

1936-37

Earl Giles, Sr. 1st

**1940-41 (Mountain States/
Skyline)**

Duane Esplin, So. 1st

1942-43

Brady Walker, So. 1st

1947-48

Joe Nelson, So. 1st

Randy Clark, Jr. 1st

1948-49

Roland Minson, So. 1st

Joe Nelson, Jr. 1st

1949-50

Roland Minson, Jr. 1st

Joe Nelson, Sr. 1st

Mel Hutchins, Jr. 1st

1950-51

Roland Minson, Sr. 1st

Mel Hutchins, Sr. 1st

1952-53

Joe Richey, Sr. 1st

Harold Christensen, Sr. 1st

1953-54

Dean Larsen, Sr. 1st

1954-55

Terry Tebbs, Jr. 1st

1955-56

Terry Tebbs, Sr. 1st

1957-58

John Nicoll, Jr. 1st

1960-61

Gary Earnest, Sr. 1st

1962-63 (Western Athletic)

Bruce Burton, Sr. 1st

Gary Batchelor, Sr. 2nd

1963-64

John Fairchild, Jr. 1st

1964-65

John Fairchild, Sr. 1st

Dick Nemelka, Jr. 2nd

1965-66

Dick Nemelka, Sr. 1st

Jeff Congdon, Sr. 2nd

Steve Kramer, Sr. 2nd

1966-67

Kari Liimo, So. 1st

Craig Raymond, Sr. 2nd

Jim Jimas, Sr. 2nd

1967-68

Jim Eakins, Sr. 1st

Kari Liimo, Jr. 2nd

Marty Lythgoe, Jr. 2nd

1968-69

Paul Ruffner, Jr. 2nd

Marty Lythgoe, Sr. 2nd

Doug Howard, Jr. 2nd

1969-70

Doug Howard, Sr. 2nd

1970-71

Kresimir Cosic, So. 1st



Mountain States Conference All-Conference First Team selections from left to right: Mel Hutchins, Joe Nelson and Roland Minson.

1971-72

Kresimir Cosic, Jr. 1st

Bernie Fryer, Sr. 1st

1972-73

Kresimir Cosic, Sr. 1st

Doug Richards, Jr. 2nd

1973-74

Doug Richards, Sr. 2nd

1975-76

Jay Cheesman, Jr. 1st

1976-77

Jay Cheesman, Sr. 2nd

1977-78

Danny Ainge, Fr. 1st

1978-79

Danny Ainge, So. 1st

Scott Runia, Jr. 2nd

Alan Taylor, Jr. 2nd

1979-80

Danny Ainge, Jr. 1st

Alan Taylor, Sr. 1st

1980-81

Danny Ainge, Sr. 1st

Fred Roberts, Jr. 1st

1981-82

Fred Roberts, Sr. 1st

Steve Trumbo, Sr. 1st


1982-83

Devin Durrant, Jr. 1st

Brett Applegate, Jr. 2nd




Left to Right: Steve Kramer, Stan Watts, Jeff Congdon, Jim Eakins (back), Neil Roberts and Dick Nemelka.



FRED ROBERTS

ALL-CONFERENCE PERFORMERS



1983-84
Devin Durrant, Sr. 1st
Brett Applegate, Sr. 1st

1984-85
Timo Saarelainen, Sr. 1st

1985-86
Jeff Chatman, So. 2nd
Bob Capener, Jr. 2nd

1986-87
Michael Smith, So. 1st
Jeff Chatman, Jr. 2nd

1987-88
Michael Smith, Jr. 1st
Jeff Chatman, Sr. 1st

1988-89
Michael Smith, Sr. 1st

1989-90
Marty Haws, Sr. 1st
Andy Toolson, Sr. 2nd

1990-91
Steve Schreiner, Sr. 1st
Shawn Bradley, Fr. 2nd

1991-92
Gary Trost, Jr. 1st
Nathan Call, Sr. 2nd



1992-93
Gary Trost, Sr. 1st

1993-94
Russell Larson, Jr. 1st

1994-95
Russell Larson, Sr. 1st
Kenneth Roberts, Jr. 1st

1995-96
Kenneth Roberts, Sr. 1st

1997-98
Mountain Division
Ron Selleaze, Jr. 2nd

1998-99
Pacific Division
Mark Bigelow, Fr. 2nd

1999-00 (Mountain West)
Mekeli Wesley, Jr. 2nd



2000-01
Mekeli Wesley, Sr. 1st
Terrell Lyday, Sr. 1st
Trent Whiting, Sr. 2nd

2001-02
Travis Hansen, Jr. 2nd

2002-03
Travis Hansen, Sr. 1st
Rafael Araujo, Jr. 3rd
Mark Bigelow, Jr. 3rd

2003-04
Rafael Araujo, Sr. 1st
Mark Bigelow, Sr. 2nd
Mike Hall, Jr. 3rd

2004-05
Mike Hall, Sr. 3rd

2005-06
Trent Plaisted, Fr. 2nd
Keena Young, Jr. 3rd

2006-07
Keena Young, Sr. 1st
Trent Plaisted, So. 2nd
Lee Cumnard, So. 3rd

2007-08
Lee Cumnard, Jr. 1st
Trent Plaisted, Jr. 1st
Jonathan Tavernari, So. 3rd

2008-09
Lee Cumnard, Sr. 1st
Jimmer Fredette, So. 1st
Jonathan Tavernari, Jr. 3rd

2009-10
Jimmer Fredette, Jr. 1st
Jackson Emery, Jr. 2nd
Tyler Haws, Fr. 3rd
Jonathan Tavernari, Sr. 3rd

2010-11
Jimmer Fredette, Sr. 1st
Jackson Emery, Sr. 2nd
Brandon Davies, So. 3rd



2011-12
Brandon Davies, Jr. 1st
Noah Hartssock, Sr. 1st

2012-13
Brandon Davies, Sr. 1st
Tyler Haws, So. 1st

2013-14
Kyle Collinsworth, So. 1st
Tyler Haws, Jr. 1st

Jackson Emery was named to the All-Conference Second Team in both the 2010 and 2011 seasons



BYU NBA DRAFT CHOICES

YEAR	PLAYER	TEAM	RD/PK	OVER PICK
1948	Brady Walker	Providence Steamrollers		
1948	Joe Nelson	Philadelphia Warriors	5th	
1949	Joe Weight	Boston Celtics	9th	
1950	Joe Nelson	Rochester Royals	5th/10th	58th
1951	Mel Hutchins	Tri-Cities Blackhawks	1st/2nd	2nd
1951	Roland Minson	New York Knicks	2nd/6th	16th
1952	Jerry Romney	Rochester Royals	8th	
1953	Harold Christ.	Minneapolis Lakers		
1953	Joe Richey	Minneapolis Lakers		
1954	Phil Larson	Fort Wayne Pistons	10th/4th	84th
1956	Hershel Pederson	St. Louis Hawks	10th/2nd	72nd
1959	John Nicoll	New York Knicks	13th/2nd	84th
1965	John Fairchild	Los Angeles Lakers	2nd/8th	19th
1966	Jeff Congdon	Detroit Pistons	4th/2nd	32nd
1966	Dick Nemelka	St. Louis Hawks	5th/4th	44th
1967	Craig Raymond	Philadelphia 76ers	1st/12th	12th
1968	Jim Eakins	San Francisco Warriors	5th/7th	57th
1969	Kari Liimo	Los Angeles Lakers	7th/12th	97th
1970	Paul Ruffner	Chicago Bulls	2nd/11th	28th
1970	Doug Howard	Chicago Bulls	11th/9th	79th
1971	Steve Kelly	Detroit Pistons	7th/11th	113th
1972	Bernie Fryer	Phoenix Suns	7th/12th	109th
1972	Kresimir Cosic	Portland Trailblazers	10th/1st	144th
1973	Kresimir Cosic	Los Angeles Lakers	5th/15th	84th
1973	Kalevi Sarkalahti	Phoenix Suns	13th/4th	186th
1973	Phil Tollestrop	Buffalo Braves	20th/1st	211th
1974	Doug Richards	Portland Trailblazers	7th/2nd	110th
1977	Jay Cheesman	Chicago Bulls	6th/13th	123rd
1977	Vern Thompson	Atlanta Hawks	8th/4th	155th
1980	Alan Taylor	Utah Jazz	4th/3rd	72nd
1981	Danny Ainge	Boston Celtics	2nd/8th	31st
1981	Steve Craig	Philadelphia 76ers	5th/22nd	114th
1982	Fred Roberts	Milwaukee Bucks	2nd/4th	27th
1982	Steve Trumbo	Utah Jazz	3rd/3rd	49th
1983	Greg Kite	Boston Celtics	1st/21st	21st
1984	Devin Durrant	Indiana Pacers	2nd/1st	25th
1984	Brett Applegate	Portland Trailblazers	4th/18th	88th
1985	Timo Saarelainen	Los Angeles Lakers	5th/22nd	115th
1987	Tom Gneiting	Seattle SuperSonics	6th/10th	124th
1989	Michael Smith	Boston Celtics	1st/13th	13th
1993	Shawn Bradley	Philadelphia 76ers	1st/2nd	2nd
2003	Travis Hansen	Atlanta Hawks	2nd/8th	37th
2004	Rafael Araujo	Toronto Raptors	1st/8th	8th
2008	Trent Plaisted	Detroit (from Seattle)	2nd/16th	46th
2011	Jimmer Fredette	Sacramento (from Milwaukee)	1st/10th	10th


COUGAR PROS OVERSEAS (All-Time)

PLAYER (YEARS AT BYU)	COUNTRY
Kresimir Cosic (1971-73)	Italy
Alan Taylor (1977-80)	Italy, Germany
Scott Runia (1977-80)	Holland
Fred Roberts (1979-82)	Italy, Spain
Steve Trumbo (1979-82)	Spain
Devin Durrant (1979-84)	Spain
Tom Gneiting (1985-87)	Spain, Turkey
Jim Usevitch (1983-88)	Israel, Greece
Jeff Chatman (1985-88)	Switzerland
Michael Smith (1984-89)	Spain
Andy Toolson (1984-90)	Italy, Greece, Spain
Marty Haws (1987-90)	Belgium
Gary Trost (1988-93)	Portugal, Argentina
Jared Miller (1991-93)	Portugal
Kevin Nixon (1992-93)	Portugal
Russell Larson (1992-95)	Spain
Robbie Reid (1993-95)	Italy, Austria, Estonia, Saudi Arabia, England
Kenneth Roberts (1991-96)	Spain, Portugal, New Zealand
Bryon Ruffner (1995-96)	Belgium, Sweden
Jarkko Ahlbom (1996-98)	Finland
Silester Rivers (1998-00)	Chile
Mekeli Wesley (1997-01)	Spain, Belgium, France, Poland
Terrell Lyday (1999-01)	Poland, Turkey, France, Russia, Italy
Trent Whiting (2000-01)	Italy
Eric Nielsen (1996-02)	Spain
Travis Hansen (2000-03)	Spain, Russia
Luiz Lemes (2002-04)	Brazil
Mark Bigelow (1999-04)	Germany, Spain
Kevin Woodberry ('02-04)	Mexico
Rafael Araujo (2002-04)	Russia
Mike Hall (2003-05)	Turkey, France, Austria, Japan
Brock Reichner (2004-06)	Greece
Keena Young (2004-07)	Korea, Israel, Philippines, Finland
Trent Plaisted (2004-08)	Croatia, Italy, France, Ukraine, Germany
Lee Cumnard (2005-09)	France, Japan, Belgium
Chris Miles (2004-05, 07-10)	Czech Republic, Germany
Jonathan Tavernari (2006-10)	Italy, Brazil
Lamont Morgan Jr. (2007-10)	Spain
Logan Magnusson (2009-11)	Germany
Charles Abouo (2008-12)	Spain
Noah Hartsock (2008-12)	Belgium, Spain

Travis Hansen is one of the many Cougars who have gone on to play professionally overseas.

During Danny Ainge's 14-year NBA playing career he was a member of some of the most successful and dominant teams in league history, playing on six teams that won 60-plus games. Below is a breakdown of the success Ainge experienced as an NBA player:

- **2 CHAMPIONSHIP TEAMS:** Boston 1984 and 1985
- **6 NBA FINALS APPEARANCES:** Boston 1984-87; Portland 1992; Phoenix 1993
- **9 CONFERENCE FINALS APPEARANCES:** Boston 1982, 1984-1988; Portland 1991-92; Phoenix 1993.



MILWAUKEE BUCKS

MILWAUKEE BUCKS



Player of the Year Jimmer Fredette was secelected by the Milwaukee Bucks with the 10th overall selection in the 2011 NBA Draft. His rights were traded to the Sacramento Kings later that night.

COUGAR TOP NBA STATS

No	Player	Points
1.	Danny Ainge	11,964
2.	Jim Eakins	8,255
3.	Shawn Bradley	6,761
4.	Fred Roberts	5,962
5.	Mel Hutchins	4,851
6.	Jeff Congdon	1,995
7.	Greg Kite	1,717
8.	Craig Raymond	1,658
9.	Brady Walker	1,603
10.	John Fairchild	1,085



BYU's all-time leading NBA scorer, Danny Ainge currently serves as the Boston Celtics Executive Director of Basketball Operations.




Brandon Davies played his rookie season for the Philadelphia 76ers in 2013-14. He averaged 2.8 points and 2.1 rebounds while appearing in 51 games.

No	Player	Rebounds
1.	Jim Eakins	5,578
2.	Shawn Bradley	5,274
3.	Mel Hutchins	4,186
4.	Danny Ainge	2,768
5.	Greg Kite	2,603
6.	Fred Roberts	2,308
7.	Craig Raymond	1,510
8.	Jeff Congdon	601
9.	Brady Walker	*549
10.	John Fairchild	523

*Partial career rebound stats



Shawn Bradley played for 12 seasons in the NBA. He led the NBA in blocks twice, most recently with 228 rejections in 2000-01. He retired holding the Mavericks' record for most points by a center (32) and most blocks (13) in a game.



BYU HOOP RECORDS

INDIVIDUAL CAREER RECORDS

Points			3-Point Field-Goal Percentage*				Assists							
Rk	Name, Years	Pts	Rk	Name, Years	FG	FGA	Pct	Rk	Name, Years	G	Ass	Avg		
1	Jimmer Fredette, 2007-11	139	2,599	18.7	1	Nathan Call, 1986-88, 90-92	110	241	456	1	Matt Montague, 1996-97, 99-02	122	570	4.7
2	Danny Ainge, 1977-81	118	2,467	20.9	2	Mark Heslop, 1988-92	126	283	445	2	Danny Ainge, 1977-81	118	539	4.6
3	Michael Smith, 1983-84, 86-89	122	2,319	19.0	3	Andy Toolson, 1984-85, 87-90	141	323	437	3	Nathan Call, 1986-88, 90-92	129	528	4.1
4	Devin Durrant, 1978-80, 82-84	117	2,285	19.5	4	Lee Cummand, 2005-09	153	355	431	4	Jimmer Fredette, 2007-11	139	515	3.7
5	Tyler Haws, 2009-10, 12-14	104	1,944	18.7	5	Michael Smith, 1983-84, 86-89	116	270	430	5	Marty Haws, 1986-90	123	502	4.1
6	Russell Larson, 1991-95	129	1,885	14.6	6	Mike Rose, 2003-07	163	381	428	6	Randy Reid, 1992-96	125	458	3.7
7	Fred Roberts, 1978-82	119	1,841	15.5	7	Sam Burgess, 2004-05, 06-08	81	196	413	7	Matt Carlino, 2011-13	96	437	4.6
8	Jeff Chatman, 1984-88	122	1,824	15.0	8	Austin Ainge, 2003-07	113	281	402	8	Scott Runia, 1976-80	110	405	3.7
9	Mekell Wesley, 1997-01	115	1,740	15.1	9	Terrell Lyday, 1999-01	127	321	396	9	Lee Cummand, 2005-09	131	372	2.8
10	Mark Bigelow, 1998-99, 01-04	120	1,715	14.3	10	Todd Christensen, 1995-96, 98-00	104	264	394	10	Austin Ainge, 2003-07	101	355	3.5

*Minimum 75 FG Made

Scoring Average

Rk	Name, Years	G	Pts	Avg
1	John Fairchild, 1963-65	53	1,109	20.92
2	Danny Ainge, 1977-81	118	2,467	20.91
3	Devin Durrant, 1978-80, 82-84	117	2,285	19.5
4	Kresimir Cosic, 1970-73	79	1,513	19.2
5	Michael Smith, 1983-84, 86-89	122	2,319	19.0
6	Bernie Fryer, 1970-72	55	1,030	18.73
7	Jimmer Fredette, 2007-11	139	2,599	18.70
8	Tyler Haws, 2009-10, 12-14	104	1,944	18.69
9	Terrell Lyday, 1999-01	66	1,105	16.74
10	Dick Nemelka, 1963-66	78	1,299	16.65

*Minimum 50 Games Played

Field Goals Made

Rk	Name, Years	FG
1	Danny Ainge, 1977-81	987
2	Michael Smith, 1983-84, 86-89	886
3	Jimmer Fredette, 2007-11	838
4	Devin Durrant, 1978-80, 82-84	832
5	Jeff Chatman, 1984-88	751
6	Fred Roberts, 1978-82	687
7	Russell Larson, 1991-95	660
8	Tyler Haws, 2009-10, 12-14	659
9	Brandon Davies, 2009-13	609
10	Mekell Wesley, 1997-01	570

Field Goal Attempts

Rk	Name, Years	FGA
1	Danny Ainge, 1977-81	1,875
2	Jimmer Fredette, 2007-11	1,843
3	Michael Smith, 1983-84, 86-89	1,749
4	Devin Durrant, 1978-80, 82-84	1,527
5	Tyler Haws, 2009-10, 12-14	1,378
6	Jeff Chatman, 1984-88	1,369
7	Jonathan Tavernier, 2006-10	1,332
8	Joe Richey, 1950-53	1,332
9	Fred Roberts, 1978-82	1,259
10	Mark Bigelow, 1998-99, 01-04	1,250

Field-Goal Percentage*

Rk	Name, Years	FG	FGA	Pct
1	Alan Taylor, 1976-80	504	874	57.7
2	Rafael Araujo, 2002-04	366	646	56.7
3	Gary Trost, 1987-88, 90-93	420	742	56.6
4	Jared Miller, 1990-93	306	550	55.63
5	Russell Larson, 1991-95	660	1,188	55.55
6	Jeff Chatman, 1984-88	751	1,369	54.9
7	Ken Roberts, 1990-91, 93-96	561	1,027	54.63
8	Fred Roberts, 1978-82	687	1,259	54.57
9	Jim Usevitch, 1982-84, 86-88	315	578	54.498
10	Devin Durrant, 1978-80, 82-84	832	1,527	54.485

*Minimum 300 FG Made

3-Point Field Goals Made

Rk	Name, Years	3FG
1	Jimmer Fredette, 2007-11	296
2	Jonathan Tavernier, 2006-10	265
3	Jackson Emery, 2005-06, 08-11	230
4	Mark Bigelow, 1998-99, 01-04	213
5	Mike Rose, 2003-07	163
6	Matt Carlino, 2011-14	157
7	Lee Cummand, 2005-09	153
8	Andy Toolson, 1984-85, 87-90	149
9	Nick Sanderson, 1991-93	121
10	Terrell Lyday, 1999-01	127

3-Point Field Goal Attempts

Rk	Name, Years	Pts
1	Jimmer Fredette, 2007-11	752
2	Jonathan Tavernier, 2006-10	698
3	Jackson Emery, 2005-06, 08-11	601
4	Mark Bigelow, 1998-99, 01-04	559
5	Matt Carlino, 2011-14	468
6	Mike Rose, 2003-07	381
7	Lee Cummand, 2005-09	355
8	Randy Reid, 1992-96	355
9	Nick Sanderson, 1991-93	350
10	Andy Toolson, 1984-85, 87-90	323

Free Throws Made

Rk	Name, Years	FT
1	Jimmer Fredette, 2007-11	627
2	Devin Durrant, 1978-80, 82-84	621
3	Russell Larson, 1991-95	541
4	Tyler Haws, 2009-10, 12-14	518
5	Ken Roberts, 1990-91, 93-96	511
6	Mekell Wesley, 1997-01	509
7	Danny Ainge, 1977-81	493
8	Fred Roberts, 1978-82	467
9	Brandon Davies, 2009-13	456
10	Michael Smith, 1983-84, 86-89	431

Free Throw Attempts

Rk	Name, Years	FTA
1	Devin Durrant, 1978-80, 82-84	820
2	Jimmer Fredette, 2007-11	711
3	Brandon Davies, 2009-13	691
4	Russell Larson, 1991-95	673
5	Mekell Wesley, 1997-01	651
6	Ken Roberts, 1990-91, 93-96	641
7	Trent Plaisted, 2004-08	633
8	Danny Ainge, 1977-81	604
9	Fred Roberts, 1978-82	602
10	Tyler Haws, 2009-10, 12-14	584

Free-Throw Percentage*

Rk	Name, Years	FT	FTA	Pct
1	Tyler Haws, 2009-10, 12-13	518	584	88.7
2	Jimmer Fredette, 2007-11	627	711	88.2
3	Michael Smith, 1983-84, 86-89	431	491	87.8
4	Lee Cummand, 2005-09	294	349	84.2
5	Randy Reid, 1992-96	338	407	83.0
6	Brian Taylor, 1982-84, 86-88	229	277	82.7
7	Gary Batchelor, 1960-63	251	304	82.6
8	Noah Hartsock, 2008-12	230	281	81.9
9	Danny Ainge, 1977-81	493	604	81.6
10	Doug Howard, 1967-70	287	353	81.3

*Minimum 200 FT Made

Rebounds

Rk	Name, Years	G	Reb	Avg
1	Michael Smith, 1983-84, 86-89	122	922	7.6
2	Kresimir Cosic, 1970-73	79	919	11.6
3	Alan Taylor, 1976-80	110	919	8.4
4	Greg Kite, 1979-83	112	847	7.6
5	Brandon Davies, 2009-13	135	840	6.2
6	Fred Roberts, 1978-82	119	838	7.0
7	Steve Trumbo, 1978-82	116	835	7.2
8	Russell Larson, 1991-95	129	821	6.4
9	John Benson, 1954-57	78	803	10.3
10	Mark Hardy, 1973-77	96	801	8.3

Rebounds Per Game*

Rk	Name, Years	G	Reb	Avg
1	John Fairchild, 1963-65	53	678	12.8
2	Kresimir Cosic, 1970-73	79	919	11.6
3	John Benson, 1954-57	78	803	10.3
4	Bruce Burton, 1960-63	78	776	9.94
5	Herschel Pedersen, 1953-56	73	721	9.88
6	Paul Ruffner, 1968-70	54	522	9.7
7	Rafael Araujo, 2002-04	62	589	9.5
8	Brett Applegate, 1982-84	60	566	9.4
9	Nick Matejan, 1951-54	77	673	8.74
10	Dave Eastis, 1958-61	69	597	8.65

*Minimum 50 Games Played

Assists Per Game*

Rk	Name, Years	G	Ass	Avg
1	Matt Montague, 1996-97, 99-02	122	570	4.67
2	Danny Ainge, 1977-81	118	539	4.57
3	Matt Carlino, 2011-14	96	437	4.55
4	Nathan Call, 1986-88, 90-92	129	528	4.09
5	Marty Haws, 1986-90	123	502	4.08
6	Jimmer Fredette, 2007-11	139	515	3.71
7	Scott Runia, 1976-80	110	405	3.68
8	Randy Reid, 1992-96	125	458	3.66
9	Robbie Reid, 1993-95	64	226	3.53
10	Marty Perry, 1982-85	85	299	3.52

*Minimum 50 Games Played

Blocks

Rk	Name, Years	G	Blk	Avg
1	Greg Kite, 1979-83	112	208	1.9
2	Shawn Bradley, 1990-91	34	177	5.2
3	Noah Hartsock, 2008-12	134	177	1.3
4	Russell Larson, 1991-95	129	166	1.3
5	Brandon Davies, 2009-13	135	123	0.9
6	Alan Taylor, 1976-80	110	119	1.1
7	Trent Plaisted, 2004-08	103	107	1.0
8	Jeff Chatman, 1984-88	122	107	0.9
9	Lee Cummand, 2005-09	131	106	0.8
10	Chris Miles, 2004-05, 07-10	131	89	0.7

Blocks Per Game*

Rk	Name, Years	G	Blk	Avg
1	Shawn Bradley, 1990-91	34	177	5.21
2	Greg Kite, 1979-83	112	208	1.86
3	Noah Hartsock, 2008-12	134	177	1.32
4	Russell Larson, 1991-95	129	166	1.29
5	Alan Taylor, 1976-80	110	119	1.08
6	Trent Plaisted, 2004-08	103	107	1.04
7	Alan Pollard, 1984-86	60	62	1.03
8	Brandon Davies, 2009-13	135	123	0.91
9	Jeff Chatman, 1984-88	122	107	0.88
10	Lee Cummand, 2005-09	131	106	0.81

*Minimum 50 Games Played or 150 Career Blocks

Steals

Rk	Name, Years	G	Stl	Avg
1	Jackson Emery, 2005-06, 08-11	133	249	1.9
2	Danny Ainge, 1977-81	118	195	1.7
3	Marty Haws, 1986-90	123	182	1.5
4	Jimmer Fredette, 2007-11	139	167	1.2
5	Jonathan Tavernier, 2006-10	132	165	1.3
6	Matt Carlino, 2011-14	96	161	1.7
7	Scott Sinek, 1981-85	115	140	1.2
8	Nathan Call, 1986-88, 90-92	129	138	1.1
9	Brandon Davies, 2009-13	135		



INDIVIDUAL CAREER RECORDS • CONTINUED

Assist-to-Turnover Ratio*

Rk	Name, Years	A	TO	A:TO
1	Marty Perry, 1982-85	299	117	2.56:1
2	Nathan Call, 1986-88, 90-92	528	236	2.24:1
3	Scott Rumia, 1976-80	405	185	2.19:1
4	Kevin Santiago, 1988-90	193	90	2.14:1
5	Marty Haws, 1986-90	502	244	2.06:1
6	Randy Reid, 1992-96	458	232	1.97:1
7	Matt Montague, 1996-97, 99-02	570	300	1.90:1
8	Matt Carlino, 2011-14	437	243	1.80:1
9	Kyle Collinsworth, 2010-11, 13-14	231	145	1.59:1
10	Austin Ainge, 2003-07	355	227	1.56:1

*Minimum 50 Games Played and 3.0 APG

Turnovers

Rk	Name, Years	G	TO	Avg
1	Danny Ainge, 1977-81	118	379	3.2
2	Fred Roberts, 1978-82	119	360	3.0
3	Michael Smith, 1983-84, 86-89	122	359	2.9
4	Jimmer Fredette, 2007-11	139	350	2.5
5	Devin Durrant, 1978-80, 82-84	117	339	2.9
6	Matt Montague, 1996-97, 99-02	122	300	2.5
7	Brandon Davies, 2009-13	135	283	2.1
8	Mekeli Wesley, 1997-01	115	255	2.2

Personal Fouls

Rk	Name, Years	G	Reb	Avg
1	Russell Larson, 1991-95	129	408	3.2
2	Brandon Davies, 2009-13	135	406	3.0
3	Danny Ainge, 1977-81	118	393	3.3
4	Eric Nielsen, 1996-97, 99-02	122	391	3.2
5	Mekeli Wesley, 1997-01	115	378	3.3
6	Mark Durrant, 1989-90, 92-95	128	374	2.9
7	Greg Kita, 1979-83	112	365	3.3
8	Randy Reid, 1992-96	125	348	2.8
9	Alan Taylor, 1976-80	110	341	3.1
10	Lee Cummand, 2005-09	131	336	2.6

Times Disqualified

Rk	Name, Years	DO
1	Greg Kita, 1979-83	24
2	Jay Cheesman, 1973-77	23
3	Mark Durrant, 1989-90, 92-95	22
4	Alan Taylor, 1976-80	22
5	Steve Craig, 1975-76, 78-81	22
6	Roy Thacker, 1956-59	20

Games Played

Rk	Name, Years	GP
1	Charles Abouo, 2008-12	141
2	Jimmer Fredette, 2007-11	139
3	Brandon Davies, 2009-13	135
4	Noah Hartscock, 2008-12	134
5	Jackson Emery, 2005-06, 08-11	133
6	Jonathan Tavarni, 2006-10	132
7	Lee Cummand, 2005-09	131
8	Chris Miles, 2004-05, 07-10	131

Consecutive Games Played

Rk	Name, Years	#
1	Charles Abouo, 2008-12	141
2	Lee Cummand, 2005-09	131
3	Mark Durrant, 1989-90, 92-95	128
4	Ken Roberts, 1990-91, 93-96	126
5	Jonathan Tavarni, 2006-10	124
6	Marty Haws, 1986-90	123
7	Jeff Chatman, 1984-88	122
8	Nathan Cooper, 1995-96, 98-01	122
9	Matt Montague, 1996-97, 99-02	122
10	Eric Nielsen, 1996-97, 99-02	122

Games Started

Rk	Name, Years	GS
1	Randy Reid, 1992-96	123
2	Jeff Chatman, 1984-88	122
3	Ken Roberts, 1990-91, 93-96	122
4	Mark Bigelow, 1998-99, 01-04	119
5	Fred Roberts, 1978-82	118
6	Danny Ainge, 1977-81	118
7	Michael Smith, 1983-84, 86-89	117
8	Devin Durrant, 1978-80, 82-84	117
9	Lee Cummand, 2005-09	116
10	Mekeli Wesley, 1997-01	112

Consecutive Games Started

Rk	Name, Years	#
1	Jeff Chatman, 1984-88	122
2	Fred Roberts, 1978-82	119
3	Mark Bigelow, 1998-99, 01-04	118
4	Devin Durrant, 1978-80, 82-84	117
5	Lee Cummand, 2005-09	102
6	Marty Haws, 1986-90	91
7	Michael Smith, 1983-84, 86-89	90

Most Overall Victories

Rk	Name, Years	Pts
1	Charles Abouo, 2008-12	113
2	Jimmer Fredette, 2007-11	112
3	Noah Hartscock, 2008-12	107
4	Brandon Davies, 2009-13	107
5	Jackson Emery, 2005-06, 08-11	105
6	Jonathan Tavarni, 2006-10	103
7	Lee Cummand, 2005-09	97
8	Russell Larson, 1991-95	93
9	Brock Zylstra, 2009-13	91
10	Nathan Call, 1986-88, 90-92	91

Highest Winning Percentage (Min. 75 GP)*

Rk	Name, Years	GP	W	L	Pct
1	Jimmer Fredette, 2007-11	139	112	27	80.6
2	Charles Abouo, 2008-12	141	113	28	80.1
3	Noah Hartscock, 2008-12	134	107	27	79.9
4	Brandon Davies, 2009-13	135	107	28	79.3
5	Jackson Emery, 2005-06, 08-11	133	105	28	78.9
6	Jonathan Tavarni, 2006-10	132	103	29	78.0
7	Brock Zylstra, 2009-13	119	91	28	76.5
8	Steve Trumbo, 1978-82	116	84	31	73.0
9	Fred Roberts, 1978-82	119	86	33	72.3
10	Russell Larson, 1991-95	129	93	36	72.1

*Minimum 75 Games Played

Triple-Doubles

Rk	Name, Years	#
1	Danny Ainge	1
<i>Long Beach State, 11/28/77 (27 points, 10 rebounds, 13 assists)</i>		
Fred Roberts		
<i>Utah, 3/7/81 (21 points, 10 rebounds, 10 assists)</i>		
Michael Smith		
<i>Colorado State, 2/13/88 (20 points, 12 rebounds, 10 assists)</i>		

Double-Doubles

Rk	Name, Years	#
1	Kresimir Cosic, 1970-73	48
2	John Fairchild, 1964-65	39
3	Alan Taylor, 1976-80	34
4	Bruce Burton, 1960-63	31
5	Steve Trumbo, 1978-82	29
6	Michael Smith, 1983-84, 86-89	29
7	Brett Applegate, 1982-84	28
8	Russell Larson, 1991-95	27
9	Jay Cheesman, 1973-77	25
10	Rafael Araujo, 2002-04	24
11	Brandon Davies, 2009-13	24

Consecutive Double-Doubles

Rk	Name, Years	#
1	Brett Applegate, 12/21/83 to 1/30/84	10
2	Kresimir Cosic, 2/26/71 to 12/11/71	10
3	John Fairchild, 2/20/65 to 3/14/65	7
4	Bruce Burton, 1/5/63 to 2/2/63	6
5	Kresimir Cosic, 12/29/71 to 1/27/72	6
6	Rafael Araujo, 11/29/03 to 12/13/03	6
7	Jim Eakins, 2/1/68 to 2/24/68	5
8	John Fairchild, 12/14/63 to 12/28/63	5
9	John Fairchild, 12/30/64 to 1/16/65	5
10	Mark Miller, 2/5/60 to 2/20/60	5

Consecutive Free Throws Made

Rk	Name, Years	#
1	Tyler Haws, 2009-10, 12-13	50
2	Jimmer Fredette, 2009-10	39
3	Jimmer Fredette, 2009-10	37
4	Michael Smith, 1988-89	32
5	Tyler Haws, 2013-14	30
6	Tyler Haws, 2013-14	30
7	Jimmer Fredette, 2010-11	28
8	Stephen Rogers, 2010-11	27
9	Tyler Haws, 2012-13	26

Double-Figure Scoring Games

Rk	Name, Years	Pts
1	Danny Ainge, 1977-81	117
2	Jimmer Fredette, 2007-11	106
3	Michael Smith, 1983-84, 86-89	100
4	Devin Durrant, 1978-80, 82-84	99
5	Mark Bigelow, 1998-99, 01-04	99
6	Fred Roberts, 1978-82	96
7	Russell Larson, 1991-95	92
8	Brandon Davies, 2009-13	90
9	Mekeli Wesley, 1997-01	89
10	Tyler Haws, 2009-10, 12-14	88

Consecutive Double-Figure Scoring Games

Rk	Name, Years	#
1	Danny Ainge, 12/13/77 to 3/21/81	112
2	Michael Smith, 1/10/87 to 3/10/89	77
3	Devin Durrant, 1/26/82 to 2/16/84	51
4	Tyler Haws, 1/26/13 to 3/20/14	48
5	Jeff Chatman, 1/24/87 to 3/19/88	44
6	Russell Larson, 12/10/83 to 1/9/85	44
7	Jimmer Fredette, 3/6/10 to 3/24/11	42
8	Bernie Fryer, 12/4/70 to 12/22/71	37
9	John Fairchild, 2/22/64 to 3/14/65	33
10	Dave Eastis, 12/4/59 to 12/20/60	32

Most 20-20 Games (Points-Rebounds)

Rk	Name, Years	#
1	John Fairchild, 1963-65	3
2	Brandon Davies, 2009-13	1
3	Kresimir Cosic, 1970-73	1
4	Mark Handy, 1973-77	1
5	Bruce Burton, 1960-63	1
6	Bob Skousen, 1958-59, 61-63	1
7	Mark Miller, 1959-60, 62-63	1

Most 20-Point Games

Rk	Name, Years	#
1	Michael Smith, 1983-84, 86-89	67
2	Danny Ainge, 1977-81	65
3	Jimmer Fredette, 2007-11	63
4	Devin Durrant, 1978-80, 82-84	57
5	Tyler Haws, 2009-10, 12-14	50
6	Kresimir Cosic, 1970-73	38
7	Jeff Chatman, 1984-88	36
8	Russell Larson, 1991-95	34
9	Fred Roberts, 1978-82	33
10	Ken Roberts, 1990-91, 93-96	31

Consecutive 20-Point Games

Rk	Name, Years	Pts
1	Jimmer Fredette, 1/5/11 to 3/24/11	22
2	Danny Ainge, 12/19/80 to 1/24/81	12
3	Michael Smith, 12/17/88 to 2/2/89	12
4	Devin Durrant, 12/28/83 to 2/8/84	11
5	Michael Smith, 2/9/89 to 3/10/89	10
6	Tyler Haws, 3/2/13 to 11/25/13	10
7	Timo Saarelainen, 1/17/85 to 2/9/85	8
8	Michael Smith, 3/11/88 to 12/9/88	8
9	Devin Durrant, 11/26/83 to 12/21/83	7
10	Devin Durrant, 2/25/84 to 3/17/84	7
11	Jimmer Fredette, 3/11/10 to 11/20/10	7
12	Tyler Haws, 12/29/12 to 1/19/13	7
13	Russell Larson, 12/6/94 to 12/30/94	7

Most 30-Point Games

Rk	Name, Years	#
1	Jimmer Fredette, 2007-11	24
2	Michael Smith, 1983-84, 86-89	17
3	Devin Durrant, 1978-80, 82-84	17
4	Danny Ainge, 1977-81	12
5	Kresimir Cosic, 1970-73	10
6	Tyler Haws, 2009-10, 12-14	10
7	Dick Nemelka, 1963-66	8
8	John Fairchild, 1963-65	7
9	Timo Saarelainen, 1980-85	5
10	Russell Larson, 1991-95	4
11	Ken Roberts, 1990-91, 93-96	4
12	Mekeli Wesley, 1997-01	4

Most 40-Point Games

Rk	Name, Years	#
1	Jimmer Fredette, 2007-11	6
2	Tyler Haws, 2009-10, 12-14	2

Consecutive 30-Point Games

Rk	Name, Years	#
1	Devin Durrant	6
2	Jimmer Fredette	5
3	Kresimir Cosic	3
4	Jimmer Fredette	3
5	Jimmer Fredette	3
6	Michael Smith	3

Most 15-Rebound Games

Rk	Name, Years	Pts
1	Kresimir Cosic, 1970-73	21
2	John Fairchild, 1963-65	17
3	Bruce Burton, 1960-63	10
4	Alan Taylor, 1976-80	10
5	Jim Eakins, 1965-68	10
6	Steve Trumbo, 1978-82	10
7	Paul Ruffner, 1968-70	9
8	Mark Handy, 1973-77	7

INDIVIDUAL CAREER RECORDS • CONTINUED

Most 20-Rebound Games

Rk	Name, Years	Pts
1	John Fairchild, 1963-65	5
2	Kresimir Cosic, 1970-73	3
3	Alan Taylor, 1976-80	2
	Mel Hutchins, 1947-48, 49-51	2

Most 10-Assist Games

Rk	Name, Years	Pts
1	Matt Montague, 1996-97, 99-02	10
2	Nathan Call, 1986-88, 90-92	6
3	Danny Ainge, 1977-81	5
	Randy Reid, 1992-96	5
5	Mike May, 1976-78	4
6	Marty Haws, 1986-90	3
	Matt Carlino, 2011-14	3
	Scott Runia, 1976-80	3

Most 5-Blocks Games

Rk	Name, Years	Pts
1	Shawn Bradley, 1990-91	22
2	Greg Kite, 1979-83	12
3	Alan Taylor, 1976-80	3
	Trent Plaisted, 2004-08	3
5	Russell Larson, 1991-95	2
	Alan Pollard, 1984-86	2
	James Anderson, 2008-11	2

Most 3-Blocks Games

Rk	Name, Years	Pts
1	Greg Kite, 1979-83	35
2	Shawn Bradley, 1990-91	28
3	Noah Hartsock, 2008-12	24
4	Russell Larson, 1991-95	21
5	Alan Taylor, 1976-80	13
6	Alan Pollard, 1984-86	10
	Jeff Chatman, 1984-88	10
8	Trent Plaisted, 2004-08	9
9	Brandon Davies, 2009-13	8
	Lee Cumard, 2005-09	8
	Jim Usevitch, 1982-84, 86-88	8

Most 5-Steals Games

Rk	Name, Years	Pts
1	Jackson Emery, 2005-06, 08-11	13
2	Marty Haws, 1986-90	5
3	Danny Ainge, 1977-81	4
	Robbie Reid, 1993-95	4
5	Scott Sinek, 1981-85	3
	Brandon Davies, 2009-13	3
	Mike Hall, 2003-05	3
	Brett Applegate, 1982-84	3

Most 3-Steals Games

Rk	Name, Years	Pts
1	Jackson Emery, 2005-06, 08-11	39
2	Danny Ainge, 1977-81	30
3	Matt Carlino, 2011-13	25
4	Marty Haws, 1986-90	23
5	Jonathan Tavernari, 2006-10	21
6	Russell Larson, 1991-95	17
	Nathan Call, 1986-88, 90-92	17
	Jimmer Fredette, 2007-11	17
9	Scott Runia, 1976-80	16
10	Scott Sinek, 1981-85	15

Most 5 3-Pointers Games

Rk	Name, Years	Pts
1	Jonathan Tavernari, 2006-10	13
	Jimmer Fredette, 2007-11	13
3	Jackson Emery, 2005-06, 08-11	11
4	Matt Carlino, 2011-13	6
5	Terrell Lyday, 1999-01	5
	Mike Rose, 2003-07	5
7	Brock Zylstra, 2009-13	4
	Nick Sanderson, 1991-93	4

Most 3 3-Pointers Games

Rk	Name, Years	Pts
1	Jimmer Fredette, 2007-11	47
2	Jonathan Tavernari, 2006-10	46
3	Jackson Emery, 2005-06, 08-11	34
	Mark Bigelow, 1998-99, 01-04	34
5	Matt Carlino, 2011-13	25
6	Mike Rose, 2003-07	24
7	Nick Sanderson, 1991-93	22
8	Andy Toolson, 1984-85, 87-90	21
9	Terrell Lyday, 1999-01	16
	Robbie Reid, 1993-95	16

JIMMER FREDETTE





YEAR-BY-YEAR SEASON LEADERS

INDIV. SCORING BY SEASON

YEAR	PLAYER	PTS.	AVG.
2014	Tyler Haws	767	23.2
2013	Tyler Haws	780	21.7
2012	Noah Hartsock	572	16.8
2011	Jimmer Fredette	1068	28.9
2010	Jimmer Fredette	751	22.1
2009	Lee Cummond	556	16.8
2008	Lee Cummond	552	15.8
2007	Keena Young	590	17.4
2006	Trent Plaisted	394	13.6
2005	Mike Hall	416	13.9
2004	Rafael Araujo	552	18.4
2003	Travis Hansen	537	16.8
2002	Travis Hansen	469	15.6
2001	Mekeli Wesley	569	17.2
2000	Terrell Lyday	565	17.1
1999	Mark Bigelow	419	15.0
1998	Ron Selleaze	352	16.8
1997	Jeff Campbell	383	15.3
1996	Kenneth Roberts	539	19.3
1995	Russell Larson	573	17.9
1994	Russell Larson	637	19.9
1993	Gary Trost	516	15.2
1992	Gary Trost	441	14.2
1991	Shawn Bradley	503	14.8
1990	Marty Haws	556	18.5
1989	Michael Smith	765	26.4
1988	Michael Smith	679	21.2
1987	Michael Smith	643	20.1
1986	Jeff Chatman	559	17.5
1985	Timo Saarelainen	639	22.0
1984	Devin Durrant	866	27.9
1983	Devin Durrant	662	22.8
1982	Fred Roberts	466	15.5
1981	Danny Ainge	782	24.4
1980	Danny Ainge	555	19.1
1979	Danny Ainge	498	18.4
1978	Danny Ainge	632	21.1
1977	Jay Cheesman	429	15.9
1976	Jay Cheesman	441	17.6
1975	Brian Frishman	354	15.4
1974	Doug Richards	527	20.3
1973	Kresimir Cosic	524	20.2
1972	Kresimir Cosic	581	22.3
1971	Bernie Fryer	558	19.2
1970	Doug Howard	472	18.2
1969	Doug Howard	430	15.4
1968	Kari Liimo	410	17.0
1967	Craig Raymond	342	14.2
1966	Dick Nemelka	599	24.0
1965	John Fairchild	602	21.5
1964	John Fairchild	507	20.3
1963	Bruce Burton	445	17.1
1962	Bob Skousen	363	15.9
1961	Gary Earnest	429	16.5
1960	Dave Eastis	483	20.1
1959	Bob Skousen	462	17.7
1958	John Nicoll	463	17.8
1957	John Benson	516	18.4
1956	Terry Tebbs	506	19.5
1955	Herschel Pedersen	421	16.1
1954	Dean Larsen	426	15.2
1953	Joe Richey	525	17.5
1952	Joe Richey	352	14.6
1951	Roland Minson	619	16.7
1950	Joe Nelson	420	14.5

INDIV. REBOUNDS BY SEASON

YEAR	PLAYER	RBS.	AVG.
2014	Kyle Collinsworth	275	8.1
2013	Brandon Davies	287	8.0
2012	Brandon Davies	269	7.7
2011	Noah Hartsock	220	5.9
2010	Noah Hartsock	184	5.1
2009	Jonathan Tavernari	239	7.2
2008	Trent Plaisted	269	7.7
2007	Keena Young	223	6.6
2006	Trent Plaisted	199	6.9
2005	Keena Young	140	5.6
2004	Rafael Araujo	303	10.1
2003	Rafael Araujo	286	8.9
2002	Travis Hansen	187	6.2
2001	Mekeli Wesley	181	5.5
2000	Mekeli Wesley	192	5.8
1999	Mark Bigelow	175	6.3
1998	Ron Selleaze	146	7.0
1997	Justin Weidauer	158	8.3
1996	Justin Weidauer	204	7.3
1995	Russell Larson	222	6.9
1994	Russell Larson	292	9.1
1993	Gary Trost	236	6.9
1992	Gary Trost	203	6.3
1991	Shawn Bradley	262	7.7
1990	Andy Toolson	198	6.6
1989	Michael Smith	248	8.6
1988	Michael Smith	248	7.8
1987	Michael Smith	273	8.5
1986	Tom Gneiting	230	7.4
1985	Alan Pollard	189	6.5
1984	Brett Applegate	352	11.4
1983	Greg Kite	255	8.8
1982	Steve Trumbo	335	11.5
1981	Steve Trumbo	342	10.7
1980	Alan Taylor	317	10.9
1979	Alan Taylor	266	9.5
1978	Alan Taylor	246	8.5
1977	Jay Cheesman	225	8.3
1976	Jay Cheesman	233	9.3
1975	Mark Handy	236	9.1
1974	Mark Handy	227	8.7
1973	Kresimir Cosic	246	9.5
1972	Kresimir Cosic	332	12.8
1971	Kresimir Cosic	341	12.6
1970	Paul Ruffner	254	9.8
1969	Paul Ruffner	268	9.6
1968	Jim Eakins	252	10.1
1967	Craig Raymond	183	7.6
1966	Craig Raymond	247	9.9
1965	John Fairchild	348	12.4
1964	John Fairchild	330	13.2
1963	Bruce Burton	271	10.4
1962	Bruce Burton	271	10.4
1961	Dave Eastis	243	9.3
1960	Dave Eastis	245	10.2
1959	Bob Skousen	239	9.2
1958	John Nicoll	307	11.8
1957	John Bensen	317	11.3
1956	Herschel Pedersen	314	12.1
1955	Herschel Pedersen	293	11.3
1954	Nick Mateljan	276	10.6
1953	Nick Mateljan	292	9.7
1952	Joe Richey	167	7.0
1951	Mel Hutchins	471	12.7
1950	No Record Available		

INDIV. ASSISTS BY SEASON

YEAR	PLAYER	AST.	AVG.
2014	Kyle Collinsworth	156	4.6
2013	Matt Carlino	171	4.7
2012	Matt Carlino	115	4.6
2011	Jimmer Fredette	160	4.3
2010	Jimmer Fredette	159	4.7
2009	Jimmer Fredette	135	4.1
2008	Ben Murdock	125	3.6
2007	Austin Ainge	150	4.4
2006	Rashaun Broadus	104	3.6
2005	Austin Ainge	130	4.1
2004	Luiz Lemes	136	4.5
2003	Kevin Woodberry	80	2.5
2002	Matt Montague	217	7.2
2001	Matt Montague	97	2.9
2000	Matt Montague	125	3.8
1999	Michael Vranes	80	2.9
1998	Brian Dignan	109	4.0
1997	Matt Montague	131	5.0
1996	Randy Reid	142	5.1
1995	Robbie Reid	157	4.9
1994	Randy Reid	87	2.7
1993	Randy Reid	141	4.1
1992	Nathan Call	204	6.4
1991	Nathan Call	164	4.8
1990	Marty Haws	123	4.1
1989	Marty Haws	149	5.1
1988	Brian Taylor	151	4.7
1987	Brian Taylor	118	3.7
1986	Bob Capener	104	3.3
1985	Marty Perry	114	4.2
1984	Chris Nikchevich	117	3.9
1983	Marty Perry	91	3.4
1982	Scott Sinek	100	3.3
1981	Danny Ainge	127	4.0
1980	Danny Ainge	132	4.6
1979	Danny Ainge	122	4.5
1978	Danny Ainge	158	5.3
1977	Mike May	108	4.2
1976	Verne Thompson	78	3.0
1975-53	No Records Available		
1952	Jerry Romney	37	1.6
1951	Roland Minson	99	2.7
1950	No Record Available		



KEENA YOUNG LED BYU IN SCORING & REBOUNDING IN 2007

NOTE: Bolded items indicate all-time single-season leaders for cumulative totals and per-game averages.

INDIVIDUAL SEASON RECORDS

Points				3-Point Field Goal Attempts				Free-Throw Percentage*				
Rk	Name, Year	G	Pts	Avg	Rk	Name, Years	3FGA	Rk	Name, Year	FT	FTA	Pct
1	Jimmer Fredette, 2010-11	37	1,068	28.9	1	Jimmer Fredette, 2010-11	313	1	Michael Smith, 1988-89	160	173	.925
2	Devin Durrant, 1983-84	31	866	27.9	2	Jackson Emery, 2010-11	255	2	Tyler Haws, 2009-10	110	120	.917
3	Danny Ainge, 1980-81	32	782	24.4	3	Jonathan Tavemari, 2007-08	234	3	Michael Smith, 1986-87	103	114	.904
4	Tyler Haws, 2012-13	36	780	21.7	4	Jonathan Tavemari, 2008-09	223	4	Jimmer Fredette, 2010-11	252	282	.894
5	Tyler Haws, 2013-14	33	767	23.2	5	Nick Sanderson, 1992-93	209	5	Jimmer Fredette, 2009-10	224	251	.892
6	Michael Smith, 1988-89	29	765	26.4	6	Jackson Emery, 2009-10	197	6	Tyler Haws, 2013-14	223	253	.881
7	Jimmer Fredette, 2009-10	34	751	22.1	7	Danny Bower, 1997-98	187	7	Tyler Haws, 2012-13	185	211	.8770
8	Michael Smith, 1987-88	32	679	21.2	8	Matt Carlino, 2013-14	177	8	Gary Batchelor, 1962-63	104	119	.8739
9	Devin Durrant, 1982-83	29	662	22.8	9	Jimmer Fredette, 2009-10	175	9	Lee Cummar, 2008-09	122	140	.871
10	Michael Smith, 1986-87	32	643	20.1	10	Terrell Lyday, 1999-00	170	10	Danny Ainge, 1977-78	146	169	.864

*Minimum 100 FT Made

Scoring Average				3-Point Field Goal Percentage*				Rebounds						
Rk	Name, Year	G	Pts	Avg	Rk	Name, Year	FG	FGA	Pct	Rk	Name, Year	G	Reb	Avg
1	Jimmer Fredette, 2010-11	37	1,068	28.9	1	Nathan Call, 1991-92	45	85	.529	1	Mel Hutchins, 1950-51	37	471	12.7
2	Devin Durrant, 1983-84	31	866	27.9	2	Andy Toolson, 1989-90	74	151	.490	2	Brett Applegate, 1983-84	31	352	11.4
3	Michael Smith, 1988-89	29	765	26.4	3	Brock Reichner, 2005-06	53	110	.482	3	John Fairchild, 1964-65	28	348	12.4
4	Danny Ainge, 1980-81	32	782	24.4	4	Austin Ainge, 2006-07	56	117	.479	4	Steve Trumbo, 1980-81	32	342	10.7
5	Dick Nemelka, 1965-66	25	599	24.0	5	Lee Cummar, 2007-08	60	127	.472	5	Kresimir Cosic, 1970-71	27	341	12.6
6	Tyler Haws, 2013-14	33	767	23.2	6	Mike Rose, 2006-07	61	131	.466	6	Steve Trumbo, 1981-82	29	335	11.6
7	Devin Durrant, 1982-83	29	662	22.8	7	Mark Heslop, 1991-92	58	127	.457	7	Kresimir Cosic, 1971-72	26	332	12.8
8	Kresimir Cosic, 1971-72	26	581	22.4	8	Jimmer Fredette, 2009-10	77	175	.440	8	John Fairchild, 1963-64	25	330	13.2
9	Jimmer Fredette, 2009-10	34	751	22.1	9	Lee Cummar, 2006-07	40	92	.435	9	John Benson, 1956-57	28	317	11.3
10	Timo Saarelainen, 1984-85	29	639	22.0	10	Michael Smith, 1987-88	49	113	.434	10	Alan Taylor, 1979-80	29	317	10.9

*Minimum 30 3FG Made

Field Goals Made				3-Point Field Goal Percentage*				Rebounds Per Game*				
Rk	Name, Years	FG	Rk	Name, Year	FG	FGA	Pct	Rk	Name, Year	G	Reb	Avg
1	Jimmer Fredette, 2010-11	346	1	Nathan Call, 1991-92	45	85	.529	1	John Fairchild, 1963-64	25	330	13.2
2	Devin Durrant, 1983-84	312	2	Andy Toolson, 1989-90	74	151	.490	2	Kresimir Cosic, 1971-72	26	332	12.8
3	Danny Ainge, 1980-81	309	2	Jimmer Fredette, 2009-10	77	175	.440	3	Mel Hutchins, 1950-51	37	471	12.7
4	Michael Smith, 1988-89	286	3	Jackson Emery, 2009-10	85	197	.431	4	Kresimir Cosic, 1970-71	27	341	12.6
5	Tyler Haws, 2012-13	276	4	Jimmer Fredette, 2010-11	124	313	.396	5	John Fairchild, 1964-65	28	348	12.4
6	Michael Smith, 1986-87	253	5	Jonathan Tavemari, 2008-09	85	223	.381	6	Herschel Pedersen, 1955-56	26	314	12.1
7	Jeff Chatman, 1987-88	253	6	Jonathan Tavemari, 2007-08	88	234	.376	7	John Nichol, 1957-58	26	307	11.8
8	Tyler Haws, 2013-14	252	7	Jackson Emery, 2010-11	92	255	.361	8	Steve Trumbo, 1981-82	29	335	11.6
9	Michael Smith, 1987-88	248	8	Nick Sanderson, 1992-93	73	209	.349	9	Brett Applegate, 1983-84	31	352	11.4
10	Danny Ainge, 1977-78	243	9	Timo Saarelainen, 1984-85	243	703	.346	10	John Benson, 1956-57	28	317	11.32

*Minimum 70 3FG Made

Field Goal Attempts				3-Point Field Goals Per Game				Offensive Rebounds				
Rk	Name, Years	FGA	Rk	Name, Year	G	3FG	3FG/G	Rk	Name, Year	G	OReb	Avg
1	Jimmer Fredette, 2010-11	765	1	Jimmer Fredette, 2010-11	37	124	3.4	1	Eric Mika, 2013-14	33	93	2.8
2	Roland Minson, 1950-51	627	2	Jonathan Tavemari, 2008-09	33	85	2.6	2	Rafael Araujo, 2002-03	32	91	2.8
3	Danny Ainge, 1980-81	596	3	Jonathan Tavemari, 2007-08	35	88	2.51	3	Nate Austin, 2013-14	35	90	2.6
4	Mel Hutchins, 1950-51	575	4	Jackson Emery, 2010-11	37	92	2.49	4	Jared Miller, 1992-93	34	90	2.6
5	Tyler Haws, 2012-13	571	5	Andy Toolson, 1989-90	30	74	2.47	5	Ken Roberts, 1994-95	32	89	2.8
6	Tom Steinke, 1956-57	565	6	Jackson Emery, 2009-10	35	85	2.4	6	Rafael Araujo, 2003-04	30	87	2.9
7	Joe Richey, 1952-53	554	7	Danny Bower, 1997-98	30	68	2.27	7	Kyle Collinsworth, 2013-14	34	85	2.5
8	Michael Smith, 1988-89	545	8	Jimmer Fredette, 2009-10	34	77	2.26	8	Russell Larson, 1993-94	32	84	2.6
9	Tyler Haws, 2013-14	544	9	Mark Bigelow, 2001-02	30	65	2.2	9	Trent Plaisted, 2006-07	34	84	2.5
10	Devin Durrant, 1983-84	543	10	Nick Sanderson, 1992-93	34	73	2.1	10	Steve Schreiner, 1990-91	34	81	2.4

*Minimum 20 Games Played

Field-Goal Percentage*				Free Throw Attempts				Offensive Rebounds Per Game*				
Rk	Name, Year	FG	FGA	Pct	Rk	Name, Years	FT	Rk	Name, Year	G	OReb	Avg
1	Russell Larson, 1992-93	135	214	.631	1	Jimmer Fredette, 2010-11	252	1	Ron Sellaize, 1997-98	21	66	3.1
2	Jim Usevitch, 1983-84	85	137	.620	2	Devin Durrant, 1983-84	242	2	Rafael Araujo, 2003-04	30	87	2.9
3	Tom Gneiting, 1986-87	90	146	.616	3	Jimmer Fredette, 2009-10	224	3	Rafael Araujo, 2002-03	32	91	2.84
4	Eric Nielsen, 2000-01	77	127	.606	4	Tyler Haws, 2013-14	223	4	Eric Mika, 2013-14	33	93	2.82
5	Alan Taylor, 1979-80	138	231	.5974	5	Devin Durrant, 1982-83	200	5	Ken Roberts, 1994-95	32	89	2.78
6	Gary Trost, 1990-91	80	134	.5970	6	Ken Roberts, 1995-96	187	6	Jared Miller, 1992-93	34	90	2.65
7	Jeff Chatman, 1987-88	253	425	.595	7	Tyler Haws, 2012-13	185	7	Russell Larson, 1993-94	32	84	2.63
8	Jared Jensen, 2001-02	88	149	.591	8	Russell Larson, 1993-94	181	8	Nate Austin, 2013-14	35	90	2.57
9	Fred Roberts, 1979-80	151	257	.588	9	Mekeli Wesley, 2000-01	179	9	Kyle Collinsworth, 2013-14	34	85	2.50
10	Alan Taylor, 1978-79	148	252	.587	10	Timo Saarelainen, 1984-85	175	10	Ken Roberts, 1995-96	28	70	2.50

*Minimum 50 FG Made

Field-Goal Percentage*				Free Throw Attempts				Assists				
Rk	Name, Year	FG	FGA	Pct	Rk	Name, Years	FTA	Rk	Name, Year	G	Ast	Avg
1	Russell Larson, 1992-93	135	214	.631	1	Devin Durrant, 1983-84	307	1	Matt Montague, 2001-02	30	217	7.2
2	Alan Taylor, 1979-80	138	231	.597	2	Jimmer Fredette, 2010-11	282	2	Nathan Call, 1991-92	32	204	6.4
3	Jeff Chatman, 1987-88	253	425	.595	3	Timo Saarelainen, 1984-85	262	3	Matt Carlino, 2012-13	36	171	4.8
4	Fred Roberts, 1979-80	151	257	.588	4	Devin Durrant, 1982-83	261	4	Nathan Call, 1990-91	34	164	4.8
5	Alan Taylor, 1978-79	148	252	.587	5	Trent Plaisted, 2007-08	260	5	Jimmer Fredette, 2010-11	37	160	4.3
6	Fred Roberts, 1980-81	216	373	.579	6	Brandon Davies, 2012-13	255	6	Jimmer Fredette, 2009-10	34	159	4.7
7	Ken Roberts, 1993-94	142	246	.577	7	Tyler Haws, 2013-14	253	7	Danny Ainge, 1977-78	30	158	5.3
8	Devin Durrant, 1983-84	312	545	.575	8	Jimmer Fredette, 2009-10	251	8	Robbie Reid, 1994-95	32	157	4.9
9	Rafael Araujo, 2003-04	211	368	.5733	9	Ken Roberts, 1995-96	230	9	Kyle Collinsworth, 2013-14	34	156	4.6
10	Jared Miller, 1992-93	161	281	.5729	10	Mekeli Wesley, 2000-01	222	10	Brian Taylor, 1987-88	32	151	4.7

*Minimum 100 FG Made

3-Point Field Goals				Free Throw Percentage*				Assists Per Game*				
Rk	Name, Years	3FG	Rk	Name, Year	FT	FTA	Pct	Rk	Name, Year	G	Ast	Avg
1	Michael Smith, 1988-89	160	1	Devin Durrant, 1983-84	307	529	.582	1	Matt Montague, 2001-02	30	217	7.2
2	Jimmer Fredette, 2010-11	124	2	Jimmer Fredette, 2010-11	282	490	.575	2	Nathan Call, 1991-92	32	204	6.4
3	Jackson Emery, 2010-11	92	3	Timo Saarelainen, 1984-85	262	457	.573	3	Danny Ainge, 1977-78	30	158	5.3
4	Jonathan Tavemari, 2007-08	88	4	Devin Durrant, 1982-83	261	456	.572	4	Nathan Call, 1990-91	34	164	4.8
5	Jackson Emery, 2009-10	85	5	Trent Plaisted, 2007-08	260	455	.571	5	Jimmer Fredette, 2010-11	37	160	4.3
6	Jonathan Tavemari, 2008-09	85	6	Brandon Davies, 2012-13	255	448	.571	6	Jimmer Fredette, 2009-10	34	159	4.7
7	Jimmer Fredette, 2009-10	77	7	Tyler Haws, 2013-14	253	444	.570	7	Danny Ainge, 1977-78	30	158	5.3
8	Andy Toolson, 1989-90	74	8	Jimmer Fredette, 2009-10	251	440	.570	8	Randy Reid, 1995-96	28	142	5.07
9	Nick Sanderson, 1992-93	73	9	Ken Roberts, 1995-96	230	403	.571	9	Matt Montague, 1996-97	26	131	5.0
10	Danny Bower, 1997-98	68	10	Mekeli Wesley, 2000-01	222	391	.568	10	Robbie Reid, 1994-95	32	157	4.9
11	Terrell Lyday, 1999-00	67	11	Bernie Fryer, 1970-71	222	391	.568	11	Scott Runia, 1977-78	30	145	4.83

*Minimum 50 FT Made



INDIVIDUAL SEASON RECORDS • CONTINUED

Blocks

Rk	Name, Year	G	Bk	Avg
1	Shawn Bradley, 1990-91	34	177	5.2
2	Greg Kite, 1982-83	29	81	2.8
3	Greg Kite, 1980-81	32	71	2.2
4	Noah Hartscock, 2010-11	37	61	1.6
5	Noah Hartscock, 2011-12	34	55	1.6
6	Alan Taylor, 1979-80	29	52	1.8
7	Brandon Davies, 2011-12	35	47	1.3
8	Trent Plaisted, 2006-07	34	46	1.4
	Noah Hartscock, 2009-10	36	46	1.3
10	Greg Kite, 1981-82	30	45	1.5

Blocks Per Game*

Rk	Name, Year	G	Bk	Avg
1	Shawn Bradley, 1990-91	34	177	5.2
2	Greg Kite, 1982-83	29	81	2.8
3	Greg Kite, 1980-81	32	71	2.2
4	Alan Taylor, 1979-80	29	52	1.8
5	Noah Hartscock, 2010-11	37	61	1.649
6	Noah Hartscock, 2011-12	34	55	1.618
7	Greg Kite, 1981-82	30	45	1.5
8	Alan Taylor, 1978-79	28	39	1.39
9	Russell Larson, 1994-95	32	44	1.38
10	Trent Plaisted, 2006-07	34	46	1.35

*Minimum 20 Games Played

Steals

Rk	Name, Year	G	Stl	Avg
1	Jackson Emery, 2010-11	37	101	2.7
2	Jackson Emery, 2009-10	35	91	2.6
3	Marty Haws, 1989-90	30	66	2.2
4	Matt Carlino, 2012-13	36	64	1.8
5	Terrell Lyday, 1999-00	33	62	1.9
6	Robbie Reid, 1994-95	32	61	1.9
	Matt Carlino, 2013-14	35	61	1.7
8	Danny Ainge, 1977-78	30	60	2.0
9	Kyle Collinsworth, 2013-14	34	57	1.7
10	Brandon Davies, 2011-12	35	51	1.5
	Brett Applegate, 1983-84	31	51	1.6

Steals Per Game*

Rk	Name, Year	G	Stl	Avg
1	Jackson Emery, 2010-11	37	101	2.7
2	Jackson Emery, 2009-10	35	91	2.6
3	Marty Haws, 1989-90	30	66	2.2
4	Danny Ainge, 1977-78	30	60	2.0
5	Robbie Reid, 1994-95	32	61	1.906
6	Terrell Lyday, 1999-00	33	62	1.879
7	Matt Carlino, 2012-13	36	64	1.8
8	Matt Carlino, 2013-14	35	61	1.743
9	Danny Ainge, 1978-79	27	46	1.704
10	Marty Haws, 1988-89	29	48	1.655

*Minimum 20 Games Played

Assist-to-Turnover Ratio*

Rk	Name, Years	A	TO	A:TO
1	Nathan Call, 1991-92	204	65	3.14
2	Randy Reid, 1995-96	142	50	2.84
3	Jackson Emery, 2008-09	100	36	2.78
4	Marty Perry, 1982-83	91	34	2.68
5	Matt Montague, 2001-02	217	82	2.65
6	Scott Sinek, 1984-85	95	36	2.64
7	Kevin Santiago, 1988-89	92	35	2.63
8	Marty Perry, 1983-84	94	36	2.61
9	Bob Capener, 1986-87	110	45	2.44
10	Marty Perry, 1984-85	114	47	2.43

*Minimum 20 Games Played and 3.0 APG

Turnovers

Rk	Name, Years	TO
1	Jimmer Fredette, 2010-11	131
2	Michael Smith, 1988-89	130
3	Fred Roberts, 1981-82	109
4	Danny Ainge, 1977-78	104
	Matt Montague, 1996-97	104
	Fred Roberts, 1980-81	104
7	Danny Ainge, 1980-81	103
8	Michael Smith, 1987-88	101
9	Danny Ainge, 1978-79	101
	Brandon Davies, 2011-12	100

Personal Fouls

Rk	Name, Years	PF
1	Jared Miller, 1992-93	124
2	Nate Austin, 2013-14	119
3	Rafael Araujo, 2002-03	118
4	Brandon Davies, 2011-12	114
	Greg Kite, 1980-81	114
	Glen Roberts, 1977-78	114
7	Danny Ainge, 1977-78	113
	Mekeli Wesley, 1999-00	113

Times Disqualified

Rk	Name, Years	DQ
1	Glen Roberts, 1977-78	11
2	Keith Rica, 1977-78	10
	Mel Hutchins, 1950-51	10
	Roy Thacker, 1958-59	10

Games Played

Rk	Name, Years	GP
1	Mel Hutchins, 1950-51	37
	Roland Minson, 1950-51	37
	Jerry Romney, 1950-51	37
	Charles Abou, 2010-11	37
	Jackson Emery, 2010-11	37
	Noah Hartscock, 2010-11	37
	Harold Christensen, 1950-51	37
	Jimmer Fredette, 2010-11	37

Games Started

Rk	Name, Years	GS
1	Jimmer Fredette, 2010-11	37
2	Noah Hartscock, 2010-11	36
	Brandon Davies, 2012-13	36
	Tyler Haws, 2012-13	36

Minutes Played

Rk	Name, Years	Min
1	Jimmer Fredette, 2010-11	1,323
2	Tyler Haws, 2012-13	1,235
3	Devin Durrant, 1983-84	1,225
4	Danny Ainge, 1980-81	1,213
5	Jackson Emery, 2010-11	1,202
6	Fred Roberts, 1980-81	1,187
7	Robbie Reid, 1994-95	1,158
8	Bob Capener, 1985-86	1,152
	Nathan Call, 1990-91	1,152
10	Tyler Haws, 2013-14	1,143

Double-Figure Scoring Games

Rk	Name, Years	#
1	Jimmer Fredette, 2010-11	37
2	Brandon Davies, 2012-13	35
3	Tyler Haws, 2012-13	34
4	Tyler Haws, 2013-14	33
	Jeff Chatman, 1987-88	33
6	Danny Ainge, 1980-81	32
	Lee Cummarad, 2007-08	32
	Michael Smith, 1987-88	32
	Mark Handy, 1976-77	32
10	Fred Roberts, 1980-81	31
	Noah Hartscock, 2011-12	31
	Russell Larson, 1993-94	31

Double-Doubles

Rk	Name, Years	#
1	John Fairchild, 1964-65	22
2	Brett Applegate, 1983-84	21
3	Kresimir Cosic, 1971-72	20
4	Steve Trumbo, 1981-82	18
5	John Fairchild, 1963-64	17
6	Russell Larson, 1993-94	16
	Rafael Araujo, 2003-04	16
8	Bruce Burton, 1962-63	15
	Kresimir Cosic, 1970-71	15
10	Kresimir Cosic, 1972-73	13

20-Point Games

Rk	Name, Years	#
1	Jimmer Fredette, 2010-11	33
2	Michael Smith, 1988-89	27
	Devin Durrant, 1983-84	27
4	Tyler Haws, 2012-13	25
5	Danny Ainge, 1980-81	24
6	Michael Smith, 1987-88	22
	Jimmer Fredette, 2009-10	22
8	Tyler Haws, 2013-14	21
9	Devin Durrant, 1982-83	20
10	Kresimir Cosic, 1971-72	19

Consecutive 20-Point Games to Start a Season

Rk	Name, Years	#
1	Devin Durrant, 1983-84	7
2	Tyler Haws, 2012-13	6
3	Danny Ainge, 1980-81	5
	Kresimir Cosic, 1971-72	5
	Michael Smith, 1988-89	5

30-Point Games

Rk	Name, Years	#
1	Jimmer Fredette, 2010-11	16
2	Devin Durrant, 1983-84	14
3	Michael Smith, 1988-89	11
4	Jimmer Fredette, 2009-10	8
5	Dick Nemeika, 1965-66	7

	Tyler Haws, 2013-14	7
7	Danny Ainge, 1980-81	6
8	Timo Saarelainen, 1984-85	5
	Kresimir Cosic, 1972-73	5

Most 40-Point Games

Rk	Name, Years	#
1	Jimmer Fredette, 2010-11	4
2	Jimmer Fredette, 2009-10	2

Most 15-Rebound Games

Rk	Name, Years	Pts
1	Kresimir Cosic, 1971-72	9
	John Fairchild, 1963-64	9
3	John Fairchild, 1964-65	8
	Kresimir Cosic, 1970-71	8
5	Jim Eakins, 1967-68	6
	Alan Taylor, 1979-80	6

Most 20-Rebound Games

Rk	Name, Years	Pts
1	John Fairchild, 1963-64	3
	Kresimir Cosic, 1970-71	3
3	John Fairchild, 1964-65	2
	Mel Hutchins, 1950-51	2

Most 10-Assist Games

Rk	Name, Years	Pts
1	Matt Montague, 2000-01	7
2	Nathan Call, 1991-92	5
3	Mike May, 1976-77	4
4	Randy Reid, 1992-93	3

Most 5-Blocks Games

Rk	Name, Years	Pts
1	Shawn Bradley, 1990-91	22
2	Greg Kite, 1980-81	6
	Greg Kite, 1982-83	6
4	Alan Taylor, 1979-80	2
	Trent Plaisted, 2007-08	2

Most 3-Blocks Games

Rk	Name, Years	#
1	Shawn Bradley, 1990-91	28
2	Greg Kite, 1982-83	15
3	Greg Kite, 1980-81	12
4	Noah Hartscock, 2010-11	11
5	Noah Hartscock, 2011-12	9
6	Russell Larson, 1991-92	8
7	Alan Taylor, 1979-80	7
	Jeff Chatman, 1986-87	7
9	Greg Kite, 1981-82	6

Most 5-Steals Games

Rk	Name, Years	#
1	Jackson Emery, 2010-11	6
2	Jackson Emery, 2009-10	5
3	Robbie Reid, 1994-95	4

Most 3-Steals Games

Rk	Name, Years	#
1	Jackson Emery, 2010-11	19
2	Jackson Emery, 2009-10	17
3	Marty Haws, 1989-90	12
4	Matt Carlino, 2012-13	11
	Danny Ainge, 1977-78	11
6	Robbie Reid, 1994-95	10
7	Terrell Lyday, 1999-00	9
	Kyle Collinsworth, 2013-14	9
9	Jonathan Tavarni, 2008-09	8
	Matt Carlino, 2013-14	8

Most 5 3-Pointers Games

Rk	Name, Years	#
1	Jimmer Fredette, 2010-11	10
2	Jackson Emery, 2010-11	6
3	Jackson Emery, 2009-10	5
	Jonathan Tavarni, 2007-08	5
5	Jonathan Tavarni, 2008-09	4

Most 3 3-Pointers Games

Rk	Name, Years	#
1	Jimmer Fredette, 2010-11	22
2	Jackson Emery, 2010-11	17
	Jonathan Tavarni, 2008-09	17
4	Jackson Emery, 2009-10	15
5	Jonathan Tavarni, 2007-08	14
	Mark Bigelow, 2001-02	14
	Andy Toolson, 1989-90	14
8	Jimmer Fredette, 2009-10	13

INDIVIDUAL GAME RECORDS

Points

Rk	Name vs. Opponent, Date	Pts
1	Jimmer Fredette (Sr.) vs. New Mexico, 03/11/2011	52
2	Jimmer Fredette (Jr.) at Arizona, 12/28/2009	49
3	Jimmer Fredette (Sr.) at Utah, 01/11/2011	47
	Bob Skousen (Jr.) vs. UCLA, 12/02/1961	47
5	Jimmer Fredette (Jr.) vs. TCU, 03/11/2010	45
6	Dave Eastis (Jr.) vs. New Mexico, 02/05/1960	44
7	Jimmer Fredette (Sr.) vs. San Diego State, 01/26/2011	43
8	Jimmer Fredette (Sr.) at Colorado State, 01/22/2011	42
	Tyler Haws (So.) vs. Virginia Tech, 12/29/2012	42
10	Timo Saarelainen (Sr.) vs. New Mexico, 02/07/1985	41
11	Danny Ainge (So.) vs. Oral Roberts, 12/23/1978	40
	John Fairchild (Sr.) vs. Arizona, 02/26/1965	40
	Marty Haws (Sr.) vs. Siena, 11/24/1989	40
	Dick Nemelka (Sr.) vs. St. Bonaventure, 12/29/1965	40

Field Goals Made

Rk	Name vs. Opponent, Date	FG
1	Jimmer Fredette (Sr.) vs. New Mexico, 03/11/2011	22
2	Dave Eastis (Jr.) vs. New Mexico, 02/05/1960	21
3	Bob Skousen (Jr.) vs. UCLA, 12/02/1961	19
4	Dick Nemelka (Sr.) vs. Houston, 12/04/1965	18
5	Dick Nemelka (Sr.) vs. St. Bonaventure, 12/29/1965	17
	Dick Nemelka (Sr.) vs. Cornell, 12/30/1965	17
	Timo Saarelainen (Sr.) vs. La Salle, 11/30/1984	17
	Michael Smith (Jr.) vs. La Salle, 12/29/1987	17
	Bob Quinney (Jr.) vs. Michigan State, 12/23/1963	17
	Craig Raymond (Sr.) vs. Utah State, 01/06/1967	17

Field Goals Attempted

Rk	Name vs. Opponent, Date	FGA
1	Jimmer Fredette (Sr.) vs. New Mexico, 03/11/2011	37
2	John Nicoll (Jr.) vs. New Mexico, 02/07/1958	36
3	Dave Eastis (Jr.) vs. New Mexico, 02/05/1960	34
4	Danny Ainge (Sr.) vs. San Diego State, 01/08/1981	33
5	Bob Quinney (Jr.) vs. Michigan State, 12/23/1963	30
	John Fairchild (Jr.) vs. Wyoming, 01/11/1964	30
7	Timo Saarelainen (Sr.) vs. San Diego State, 01/31/1985	29
	Paul Ruffner (Sr.) vs. Georgia, 12/29/1969	29
	Jimmer Fredette (Sr.) vs. Florida, 03/24/2011	29
10	Jimmer Fredette (Sr.) at Utah, 01/11/2011	28
	Dick Nemelka (Sr.) at Wyoming, 01/15/1966	28

Most Field Goals Made, No Misses

Rk	Name vs. Opponent, Date	FG
1	Kresimir Cosic (So.) vs. Arizona, 02/26/1971	12
2	Jeff Chatman (So.) vs. Fordham, 12/07/1985	9
	Jim Usevitch (Sr.) at Utah State, 12/01/1987	9
	Trent Plaisted (Jr.) at Colorado State, 02/13/2008	9
5	Alan Taylor (Jr.) at Baylor, 12/01/1978	8
	Brock Zylstra (Jr.) vs. San Francisco, 01/07/2012	8
7	Tyler Haws (Fr.) vs. Nevada, 12/22/2009	7
	Robbie Reid (So.) vs. Fresno State, 02/23/1995	7
	Russell Larson (Sr.) vs. Col St. Northridge, 03/03/1992	7
	Chris Nikchevich (Sr.) vs. Halstead, 11/30/1983	7
	Keith Rice (Sr.) vs. Portland State, 11/25/1978	7
	Alan Taylor (So.) vs. McNeese State, 12/13/1977	7

Field-Goal Percentage*

Rk	Name, Year	FG	FGA	Pct
1	Kresimir Cosic (So.) vs. Arizona, 02/26/1971	12	12	1.000
2	Verne Thompson (Sr.) at Utah State, 12/04/1976	11	13	.846
	Mike Gardner (So.) at Oregon, 11/30/1962	11	13	.846
	Devin Durrant (Fr.) at Colorado State, 01/25/1979	11	13	.846
	Jimmer Fredette (So.) vs. Wyoming, 01/31/2009	11	13	.846
6	Marty Haws (Sr.) vs. Siena, 11/24/1989	16	19	.842
7	Alan Taylor (Sr.) vs. Clemson, 03/08/1980	10	12	.833
	Alan Taylor (Sr.) at Wyoming, 01/12/1978	10	12	.833
	Bernie Fryer (Sr.) at UTEP 03/03/1972	10	12	.833
	Fred Roberts (Sr.) at UCLA, 11/27/1981	10	12	.833
	Jeff Campbell (Jr.) at Texas Tech, 12/22/1995	10	12	.833
	Silester Rivers (Jr.) vs. Denver, 12/01/1998	10	12	.833
	Jay Cheesman (Sr.) vs. Wyoming, 01/15/1977	10	12	.833
	Lee Cummand (Jr.) vs. Pepperdine, 12/15/2007	10	12	.833

*Minimum 10 Field Goal Attempts

3-Point Field Goals Made

Rk	Name vs. Opponent, Date	3FG
1	Jimmer Fredette (Jr.) at Arizona, 12/28/2009	9
2	Mike Rose (Sr.) vs. UNLV, 02/03/2007	8
	Mike Rose (Fr.) vs. Southern Utah, 11/21/2003	8
4	Nick Sanderson (Sr.) at Utah State, 12/04/1992	7
	Jimmer Fredette (Sr.) vs. New Mexico, 03/11/2011	7
	Jimmer Fredette (Sr.) vs. Gonzaga, 03/19/2011	7
	Jimmer Fredette (Sr.) at UNLV, 01/05/2011	7
	Danny Bower (Jr.) vs. Ohio State, 12/30/1997	7

3-Point Field Goals Attempted

Rk	Name vs. Opponent, Date	3FGA
1	Jonathan Tavernari (So.) vs. North Carolina, 11/24/2007	16
2	Nick Sanderson (Sr.) vs. Kansas, 03/20/1993	15
	Jimmer Fredette (Sr.) vs. Florida, 03/24/2011	15
4	Jimmer Fredette (Sr.) vs. New Mexico, 03/11/2011	14
	Danny Bower (Jr.) vs. Ohio State, 12/30/1997	14
	Jimmer Fredette (Sr.) vs. Utah State, 11/17/2010	14
	Bob Capener (Sr.) at Oklahoma, 11/21/1986	14
	Matt Carlino (So.) vs. Baylor, 04/02/2013	14

3-Point Field Goals Made, No Misses

Rk	Name vs. Opponent, Date	3FG
1	Brock Zylstra (Jr.) vs. San Francisco, 01/07/2012	6
	Nathan Call (Jr.) vs. Utah, 03/02/1991	6
3	Danny Bower (Jr.) vs. Wyoming, 01/15/1998	5
	Jonathan Tavernari (Jr.) vs. Colorado State, 02/11/2009	5

3-Point Field-Goal Percentage*

Rk	Name, Year	FG	FGA	Pct
1	Brock Zylstra (Jr.) vs. San Francisco, 01/07/2012	6	6	1.000
	Nathan Call (Jr.) vs. Utah, 03/02/1991	6	6	1.000
	Danny Bower (Jr.) vs. Wyoming, 01/15/1998	5	5	1.000
	Jonathan Tavernari (Jr.) vs. Colo. State, 02/11/2009	5	5	1.000
5	Jonathan Tavernari (Fr.) vs. TCU, 01/10/2007	6	7	.857
	Anson Winder (Fr.) vs. Buffalo, 12/20/2011	6	7	.857

*Minimum 5 3-Point Field Goal Attempts

Free Throws Made

Rk	Name vs. Opponent, Date	FT
1	Jimmer Fredette (Jr.) vs. TCU, 03/11/2010	23
2	Mekeli Wesley (Fr.) at UTEP 02/28/1998	16
	Jimmer Fredette (Sr.) at Colorado State, 01/22/2011	16
	Jimmer Fredette (Sr.) vs. UNLV, 02/05/2011	16
	Kresimir Cosic (Jr.) vs. Cincinnati, 12/18/1971	16
6	Russell Larson (Jr.) vs. San Diego State, 02/10/1994	15
	Devin Durrant (Jr.) vs. Hawaii, 01/15/1983	15
	Steve Trumbo (Sr.) at Cal-State Fullerton, 11/28/1981	15
	Brandon Davies (Jr.) at Pepperdine, 01/21/2012	15
	Doug Howard (Jr.) vs. Utah, 02/09/1969	15
	John Benson (Sr.) vs. Montana, 01/04/1957	15

Free Throws Attempted

Rk	Name vs. Opponent, Date	FTA
1	Jimmer Fredette (Jr.) vs. TCU, 03/11/2010	24
2	Cary Dahlman (So.) at Arizona State, 01/11/1963	20
	John Nicoll (Jr.) at Utah, 01/24/1958	20
4	Timo Saarelainen (Sr.) vs. Hawaii, 02/02/1985	19
5	Mekeli Wesley (Fr.) at UTEP 02/28/1998	18
	Brandon Davies (Jr.) at Pepperdine, 01/21/2012	18
	Mekeli Wesley (Jr.) vs. Arizona State, 12/07/1999	18
	Kenneth Roberts (Sr.) vs. Air Force, 01/08/1996	18
	Bob Skousen (So.) at Ohio State, 01/01/1959	18

Most Free Throws Made, No Misses

Rk	Name vs. Opponent, Date	FT
1	Jimmer Fredette (Sr.) vs. UNLV, 02/05/2011	16
2	Andy Tolson (Sr.) vs. California Berkeley, 02/14/1989	14
	Tyler Haws (Sr.) at Loyola Marymount, 03/02/2013	14
4	Marty Haws (Sr.) vs. Hawaii, 02/03/1990	13
	Russell Larson (Jr.) vs. Fresno State, 01/13/1994	13
	Kenneth Roberts (Jr.) vs. Southern Utah, 12/09/1994	13
	Verne Thompson (Sr.) at Wyoming, 02/10/1977	13
	Devin Durrant (Jr.) vs. St. Joseph's, 12/29/1982	13
	Doug Howard (Sr.) vs. Arizona, 02/14/1970	13

Rebounds

Rk	Name vs. Opponent, Date	Reb
1	Scott Warner (Sr.) at Texas Tech, 12/18/1969	27
2	John Benson (Jr.) vs. Washington, 12/01/1956	26
3	John Fairchild (Jr.) vs. Michigan State, 12/23/1963	25
	Jeff Burton (Jr.) vs. Denver, 02/02/1962	25
	Mel Hutchins (Sr.) at Denver, 01/05/1951	25
6	Steve Trumbo (Sr.) vs. Air Force, 01/21/1982	23
	Kresimir Cosic (So.) vs. UCLA, 03/18/1971	23
	Alan Taylor (Sr.) vs. San Diego State, 03/01/1980	23
	Mark Handy (So.) at Wyoming, 03/07/1975	23
	Mel Hutchins (Sr.) vs. Utah, 02/16/1951	23

Offensive Rebounds

Rk	Name vs. Opponent, Date	OrReb
1	Steve Schreiner (Sr.) vs. New Mexico, 01/12/1991	9
	Ron Sellaize (Jr.) at Colorado State, 02/12/1998	9
	Jared Miller (Sr.) vs. New Mexico, 03/12/1993	9
	Kenneth Roberts (So.) vs. Fresno State, 01/13/1994	9
5	Brett Applegate (Sr.) at UCLA, 12/28/1983	8
	Gary Trust (Jr.) at Air Force, 02/13/1992	8
	Rafael Araujo (Jr.) at San Francisco, 12/23/2002	8
	Trent Plaisted (Fr.) vs. TCU, 01/25/2006	8
	Mark Handy (So.) at Utah, 01/18/1975	8
	Lee Cummand (So.) at UNLV, 03/10/2007	8
	Josh Sharp (So.) vs. Loyola Marymount, 01/03/2013	8
	Kenneth Roberts (Sr.) vs. Weber State, 12/12/1995	8
	Fred Roberts (Fr.) at UTEP, 02/10/1979	8

Defensive Rebounds

Rk	Name vs. Opponent, Date	DReb
1	Brandon Davies (Jr.) vs. SAN DIEGO, 12/31/2011	16
2	Travis Hansen (Jr.) at Pepperdine, 01/05/2002	15
3	Jeff Chatman (Sr.) vs. UTEP 03/05/1988	14
	Trent Plaisted (Jr.) vs. Pepperdine, 12/15/2007	14
	Trent Plaisted (Jr.) vs. North Carolina, 11/24/2007	14
	Russell Larson (Jr.) at Air Force, 02/17/1994	14
7	Russell Larson (Jr.) at San Diego State, 01/20/1994	13

Assists

Rk	Name vs. Opponent, Date	Asst
1	Mike May (Jr.) vs. Niagara, 12/11/1976	16
2	Matt Montague (Sr.) vs. Idaho, 12/15/2001	15
	Matt Montague (Sr.) vs. Wyoming, 02/02/2002	15
4	Randy Reid (Sr.) at Texas Tech, 12/22/1995	14
5	Nathan Call (Sr.) vs. New Mexico, 01/30/1992	13
	Danny Ainge (Fr.) vs. Long Beach State, 11/28/1977	13
	Scott Sinek (Fr.) vs. Utah State, 12/26/1981	13

Minutes Played

Rk	Name vs. Opponent, Date	Min
1	Marty Perry (Sr.) vs. Utah, 03/02/1985	55
	Devin Durrant (Jr.) vs. Utah, 03/05/1983	55
	Brett Applegate (Sr.) at UTEP 03/05/1983	55
4	Timo Saarelainen (Sr.) vs. Utah, 02/09/1985	52
	Alan Pollard (Fr.) vs. Utah, 03/02/1985	52
6	Devin Durrant (Sr.) vs. Hawaii, 02/14/1984	50
	Devin Durrant (So.) vs. La Salle, 12/15/1979	50

Blocks

Rk	Name vs. Opponent, Date	Blk
1	Shawn Bradley (Fr.) vs. Eastern Kentucky, 12/07/1990	14
2	Shawn Bradley (Fr.) vs. Virginia, 03/14/1991	10
3	Shawn Bradley (Sr.) at Wyoming, 01/19/1991	9
	Alan Taylor (Sr.) at New Mexico, 01/03/1980	9
	Shawn Bradley (Fr.) vs. Tulsa, 12/22/1990	9
6	Greg Kite (Sr.) vs. New Mexico, 01/29/1983	8
7	Shawn Bradley (Sr.) at Colorado State, 01/17/1991	7
	Shawn Bradley (Sr.) vs. Arizona State, 12/12/1990	7
	Shawn Bradley (Fr.) vs. South Carolina, 12/27/1990	7
	Shawn Bradley (Fr.) vs. Utah State, 11/24/1990	7
	Greg Kite (Sr.) vs. Colorado State, 02/17/1983	7

Steals

Rk	Name vs. Opponent, Date	Stl
1	Mark Bigelow (Fr.) vs. Arizona, 11/28/1998	9
2	Brandon Davies (Jr.) at Portland, 02/04/2012	8
3	Brandon Davies (Jr.) at Gonzaga, 02/23/2012	6
	Terrell Lyday (Jr.) at UNLV, 01/10/2000	6
	Jackson Emery (Sr.) vs. UTEP 12/23/2010	6
	Marty Haws (Sr.) at Utah State, 11/30/1989	6
	Jackson Emery (So.) vs. Air Force, 03/07/2009	6
	Jackson Emery (Sr.) vs. UTAH, 02/12/2011	6
	Andy Tolson (Jr.) at Miami, 02/04/1989	6
	Robbie Reid (So.) vs. Nevada-Reno, 12/03/1994	6
	Nathan Call (Jr.) vs. Utah State, 11/24/1990	6
	Jackson Emery (Jr.) at Utah, 01/30/2010	6
	Scott Sinek (Sr.) vs. Washington, 12/22/1984	6
	Brent Stephenson (Jr.) at Hawaii, 02/08/1986	6
	Terrell Lyday (Jr.) at UC Santa Barbara, 12/29/1999	6
	Marty Perry (Jr.) vs. Oregon, 12/21/1983	6



TEAM SEASON RECORDS

Most Games Played		Fewest Losses*		Longest Losing Streak				
Rk	Season	GP	Rk	Season	Rk	Beginning-End	Losses	
1	2010-11	37	1	1905-06	11-1	Dec. 13, 1996 – March 1, 1997	21	
	1950-51	37	2	1920-21	10-2	Jan. 17, 1998 – Feb. 14, 1998	9	
3	2012-13	36		1913-14	8-2	Feb. 11, 1928 – Dec. 8, 1928	8	
	2009-10	36		1909-10	9-2			
5	2007-08	35		1916-17	14-2			
	2013-14	35	6	1921-22	9-3			
	2011-12	35		1941-42	17-3			
8	1949-50	34		1906-07	7-3			
	1948-49	34		1912-13	7-3			
	1992-93	34		1904-05	9-3			
	1990-91	34		*Minimum 10 Games Played				
	2006-07	34						
Most Wins		Fewest Conference Losses*		Highest Winning Percentage*				
Rk	Season	W-L	Rk	Season	Rk	Season	W-L (Pct)	
1	2010-11	32-5	1	1979-80	13-1	1	1905-06	11-1 (.917)
2	2009-10	30-6		1924-25	7-1	2	1916-17	14-2 (.875)
3	1950-51	28-9	4	1923-24	7-1	3	2010-11	32-5 (.865)
4	2007-08	27-8		1971-72	6-2	4	1941-42	17-3 (.850)
5	2011-12	26-9		2010-11	12-2	5	1920-21	10-2 (.833)
	1987-88	26-6		1964-65	14-2		2009-10	30-6 (.833)
7	1992-93	25-9		1978-79	8-2	7	1979-80	24-5 (.828)
	2006-07	25-9		2007-08	10-2	8	1909-10	9-2 (.818)
	2008-09	25-8		1966-67	14-2	9	1987-88	26-6 (.813)
	1991-92	25-7		1947-48	8-2	10	1971-72	21-5 (.808)
	1980-81	25-7		*Minimum 10 Games Played				
Most Conference Wins		Consecutive Winning Seasons		Lowest Winning Percentage*				
Rk	Season	W-L (Conference)	Rk	Seasons	Rk	Season	W-L (Pct)	
1	1950-51	15-5 (Skyline)	1	1904-05 – 1914-15	11	1	1996-97	1-25 (.038)
	1992-93	15-3 (WAC)	2	1916-17 – 1925-26	10	2	1926-27	5-14 (.263)
3	2010-11	^ 14-2 (MWCC)		1927-28 – 1936-37	10	3	2004-05	9-21 (.300)
	2007-08	^ 14-2 (MWCC)		1978-79 – 1987-88	10	4	1997-98	9-21 (.300)
	1949-50	14-6 (Skyline)	5	2005-06 – Present	9	5	1969-70	8-18 (.308)
6	2009-10	13-3 (MWCC)				6	1959-60	8-17 (.320)
	1987-88	13-3 (WAC)				7	1946-47	9-16 (.360)
	2006-07	13-3 (MWCC)				8	1937-38	8-13 (.381)
	2013-14	13-5 (WCC)				9	1961-62	10-16 (.385)
	1979-80	13-1 (WAC)				10	1977-78	12-18 (.400)
	1994-95	13-5 (WAC)					*Minimum 10 Games Played	
Most Losses		Consecutive Non-Losing Seasons		Most Points Scored				
Rk	Season	W-L	Rk	Seasons	Rk	Season	Points	
1	1996-97	1-25	1	1903-04 – 1925-26	23	1	2010-11	3,012
2	1997-98	9-21	2	1947-48 – 1958-59	12	2	2009-10	2,992
4	1977-78	12-18	3	1927-28 – 1936-37	10	3	2013-14	2,931
	1969-70	8-18	4	1978-79 – 1987-88	10	4	2012-13	2,777
6	1959-60	8-17	5	2005-06 – Present	9	5	1992-93	2,754
7	1998-99	12-16				6	1987-88	2,735
	1961-62	10-16				7	2011-12	2,727
	1946-47	9-16				8	2006-07	2,654
Most Conference Losses		Longest Winning Streak		Most Points Allowed				
Rk	Season	W-L	Rk	Beginning-End	Rk	Season	Points	
1	1996-97	0-16	1	Nov. 27, 1987 – Feb. 4, 1988	11	1	2013-14	2,706
2	2004-05	3-11	2	Dec. 5, 2009 – Jan. 23, 2010	15	2	2010-11	2,512
	1926-27	1-11	3	Jan. 6, 1917 – March 16, 1917	14	3	2012-13	2,502
4	1997-98	4-10	4	Dec. 6, 1941 – Jan. 30, 1942	13	4	1977-78	2,495
	1969-70	4-10	5	Jan. 14, 1993 – Feb. 25, 1993	13	5	1986-87	2,469
	1976-77	4-10	6	Jan. 19, 1980 – March 1, 1980	12	6	1992-93	2,445
Fewest Victories*		Home Court Winning Streak		Most Wins to Open a Season				
Rk	Season	W-L	Rk	Beginning-End	Rk	Season	Wins	
1	1996-97	1-25	1	Nov. 26, 2005 – Dec. 13, 2008	5	1	1965-66	95.5
2	1926-27	5-14	2	Feb. 19, 2000 – Jan. 16, 2003	43	2	1964-65	94.3
3	1906-07	7-3	3	Dec. 4, 1970 – Dec. 1, 1972	25	3	1987-88	85.5
	1912-13	7-3	4	Feb. 21, 1949 – Feb. 9, 1951	25	4	1978-79	85.0
	1908-09	7-4	5	Feb. 23, 1952 – Jan. 23, 1954	24	5	2013-14	83.7
	1922-23	7-5		March 17, 1994 – Jan. 18, 1996	24	6	1979-80	83.5
7	1913-14	8-2	7	Dec. 3, 1965 – Dec. 9, 1967	22	7	2009-10	^ 83.1
	1937-38	8-13	8	Jan. 24, 2009 – Feb. 24, 2010	21	8	1968-69	83.0
	1959-60	8-17	9	Jan. 19, 1980 – March 7, 1981	20	9	1970-71	82.8
	1969-70	8-18		Jan. 21, 1993 – Feb. 26, 1994	20	10	1967-68	82.6
	*Minimum 10 Games Played			Record in Openers		11	1986-87	82.31
Fewest Conference Victories*		Season Openers		12	1995-96	82.25		
Rk	Season	W-L	Season Openers	13	1971-72	81.8		
1	1996-97	0-16	Under Dave Rose	14	1966-67	81.7		
2	1926-27	1-11	Home Openers	15	2010-11	81.4		
3	1946-47	3-9	Under Rose					
	2004-05	3-11	Conference Openers					
	1927-28	3-9	Under Rose					
	*Minimum 8 Games Played			81-31 (.723)				
			6-3 (.667)					
			88-24 (.786)					
			8-1 (.889)					
			58-37 (.611)					
			6-3 (.667)					

TEAM SEASON RECORDS • CONTINUED

Highest Opponent Scoring Average		Most 3-Point Field Goals Attempts			Highest Rebound Average					
Rk	Season	OPPG	Rk	Season	3FGA	Rk	Season	G	Reb	Avg
1	1969-70	84.2	1	2010-11	^ 865	1	1955-56	26	1,451	55.8
2	1964-65	84.1	2	2007-08	764	2	1958-59	26	1,402	53.9
3	1973-74	84.0	3	2009-10	700	3	1965-66	25	1,346	53.8
4	1977-78	83.2	4	2011-12	679	4	1969-70	26	1,369	#52.7
5	1965-66	82.9	5	1997-98	638	5	1964-65	28	1,457	52.0
6	1968-69	80.7	6	2012-13	630	6	1968-69	28	1,438	51.4
7	1974-75	80.3	7	2008-09	624	7	1967-68	25	1,276	51.0
8	1963-64	80.2	8	2006-07	617	8	1961-62	26	1,293	49.7
9	1988-89	80.1	9	2004-05	583	9	1957-58	26	1,279	49.2
10	1996-97	79.3	10	2005-06	521	10	1962-63	26	1,273	49.0

Best Scoring Defense		Most 3-Point Field Goals/Game			Highest Rebound Margin							
Rk	Season	OPPG	Rk	Season	G	3FG	Avg	Rk	Season	RPG	ORPG	Margin
1	1949-50	49.9	1	2010-11	37	312	8.4	1	1952-53	46.4	33.1	+13.3
2	1950-51	55.7	2	2007-08	35	285	8.14	2	1972-73	47.7	38.8	+8.9
3	1952-53	56.5	3	2009-10	36	292	8.11	3	1950-51	39.4	30.6	+8.7
4	1981-82	58.4	4	2006-07	34	265	7.8	4	1981-82	37.3	29.3	+8.0
5	1951-52	58.8	5	2008-09	33	238	7.2	5	1953-54	47.7	40.0	+7.7
6	2000-01	62.7	6	2004-05	30	211	7.03	6	1991-92	36.8	29.6	+7.1
7	2007-08	63.2	7	2005-06	29	202	6.97	7	1955-56	55.8	49.0	+6.8
8	2002-03	63.5	8	1991-92	32	214	6.69	8	1992-93	38.9	32.3	+6.6
9	1999-00	63.8	9	2011-12	35	233	6.66	9	1990-91	37.0	30.7	+6.3
10	1953-54	64.9	10	1997-98	30	194	6.5	10	2006-07	37.4	31.3	+6.2

Biggest Scoring Margin		Highest 3-Point FG Percentage			Most Offensive Rebounds			
Rk	Season	Margin	Rk	Season	Pct (3FG-3FGA)	Rk	Season	Off. Rebounds
1	2009-10	^ 16.7	1	1987-88	# 452 (146-323)	1	2013-14	463
2	2010-11	13.5	2	1978-79	450 (140-311)	2	2012-13	433
3	1965-66	12.6	3	1979-80	431 (214-497)	3	2010-11	420
4	2008-09	11.9	4	1983-84	429 (265-617)	4	2006-07	414
5	1952-53	11.87	5	1988-89	417 (292-700)	5	1992-93	405
6	1979-80	11.0	6	1989-90	3994 (127-318)	6	2011-12	381
7	1991-92	10.6	7	1965-66	3993 (121-303)	7	2009-10	367
8	2007-08	10.54	8	1991-92	397 (170-428)	8	2007-08	365
9	2011-12	10.48	9	1992-93	388 (202-521)	9	2002-03	353
10	1955-56	10.12	10	1993-94	38144 (185-485)	10	1990-91	348

Most Field Goals		Most Free Throws Made			Highest Offensive Rebound Average					
Rk	Season	FG	Rk	Season	FT	Rk	Season	G	ORB	Avg
1	2009-10	^ 1,025	1	2013-14	730	1	2013-14	35	463	13.2
2	2010-11	1,019	2	1992-93	#697	2	2006-07	34	414	12.2
3	1964-65	1,014	3	2010-11	662	3	2012-13	36	433	12.0
4	2013-14	1,012	4	2000-01	651	4	1992-93	34	405	11.9
5	2012-13	999	5	2009-10	650	5	2004-05	30	347	11.6
6	2011-12	977	6	1993-94	647	6	2010-11	37	420	11.4
7	1987-88	976	7	1983-84	641	7	2005-06	29	325	11.2
8	2006-07	972	8	1987-88	637	8	2002-03	32	353	11.03
9	1986-87	965	9	1994-95	617	9	1995-96	28	307	10.96
10	1980-81	960	10	1964-65	611	10	1997-98	30	328	10.93

Most Field Goal Attempts		Most Free Throw Attempts			Most Assists					
Rk	Season	FGA	Rk	Season	FTA	Rk	Season	G	Ast	Avg
1	1950-51	2,611	1	2013-14	1,055	1	1992-93	29	560	19.31
2	2010-11	^ 2,267	2	1992-93	909	2	2011-12	28	540	19.29
3	2012-13	2,188	3	1950-51	902	3	1987-88	30	565	18.8
4	2013-14	2,186	4	1993-94	880	4	1987-88	32	597	18.7
5	1964-65	2,122	5	2010-11	865	5	1992-93	34	613	18.0
6	2009-10	2,120	6	1983-84	855	6	2009-10	32	564	17.6
7	1954-55	2,104	7	1980-81	840	7	1977-78	26	445	17.12
8	2011-12	2,099	8	2000-01	835	8	1990-91	35	599	17.114
9	1955-56	2,032	9	1987-88	835	9	1991-92	28	479	17.107
10	1968-69	2,029	10	1956-57	831	10	1979-80	32	542	16.94

Highest Field-Goal Percentage		Highest Free-Throw Percentage			Highest Assist Average					
Rk	Season	Pct (FG-FGA)	Rk	Season	Pct (FT-FTA)	Rk	Season	G	Ast	Avg
1	1987-88	531 (976-1839)	1	1988-89	# 815 (527-647)	1	1979-80	29	560	19.31
2	1978-79	529 (940-1778)	2	2009-10	^ 790 (650-823)	2	1978-79	28	540	19.29
3	1979-80	522 (955-1830)	3	2000-01	780 (651-835)	3	1977-78	30	565	18.8
4	1983-84	509 (896-1762)	4	1994-95	773 (617-798)	4	1987-88	32	597	18.7
5	1988-89	500 (838-1675)	5	1992-93	767 (697-909)	5	1992-93	34	613	18.0
6	1989-90	499 (739-1482)	6	1995-96	765319 (587-767)	6	1991-92	32	564	17.6
7	1965-66	4984 (946-1898)	7	2010-11	763 (637-835)	7	1975-76	26	445	17.12
8	1991-92	4977 (877-1762)	8	1987-88	763 (637-835)	8	2011-12	35	599	17.114
9	1992-93	4976 (948-1905)	9	2001-02	760 (523-688)	9	1995-96	28	479	17.107
10	1993-94	4924 (876-1779)	10	1973-74	756 (439-581)	10	1980-81	32	542	16.94

Most 3-Point Field Goals		Most Rebounds			Highest Assist Percentage					
Rk	Season	3FG	Rk	Season	Rebounds	Rk	Season	Ast	FGM	Pct
1	2010-11	312	1	1964-65	1,457	1	2007-08	587	906	648
2	2009-10	292	2	1950-51	1,457	2	1992-93	613	948	647
3	2007-08	285	3	1955-56	1,451	3	1981-82	450	697	646
4	2006-07	265	4	1968-69	1,438	4	1990-91	565	876	645
5	2008-09	238	5	2013-14	1,432	5	1991-92	564	877	643
6	2011-12	233	6	2010-11	^ 1,425	6	1989-90	467	739	632
7	1991-92	214	7	1958-59	1,402	7	1994-95	498	809	616
8	2012-13	213	8	2012-13	1,399	8	2011-12	599	977	613
9	2004-05	211	9	1952-53	1,392	9	1987-88	597	976	612
10	2005-06	202	10	1969-70	1,369	10	1997-98	355	589	603



TEAM SEASON RECORDS • CONTINUED

Best Assist/Turnover Ratio

Rk	Season	Ast	TO	Ratio	Highest Turnover Margin Rk	Season	TO	OTO	Margin
1	2008-09	537	375	1.43	1	2009-10	11.6	15.7	+4.1
2	2013-14	544	395	1.38	2	2010-11	10.9	14.4	+3.5
3	2009-10	567	417	1.36	3	1984-85	12.6	15.7	+3.2
4	1987-88	597	442	1.35	4	2008-09	11.4	13.9	+2.5
5	2012-13	575	432	1.33	5	2011-12	13.5	15.8	+2.3
6	2010-11	538	404	1.30	6	1977-78	15.8	17.6	+1.73
7	1986-87	540	423	1.28	7	2012-13	12.0	13.7	+1.70
8	2011-12	599	473	1.2664	8	1999-00	13.7	15.3	+1.6
9	1989-90	467	369	1.2656	9	2013-14	11.3	12.6	+1.3
10	1991-92	564	451	1.25	10	2000-01	13.8	15.0	+1.2

Most Blocked Shots

Rk	Season	Bk	Fewest Turnovers Per Game Rk	Season	G	TO	Avg
1	1990-91	246	1	2010-11	37	404	10.9
2	2011-12	154	2	2013-14	35	395	11.3
3	2010-11	150	3	2008-09	33	375	11.4
4	2007-08	135	4	2009-10	36	417	11.6
5	1982-83	133	5	2012-13	36	432	12.0
6	1992-93	127	6	1989-90	30	369	12.3
7	2009-10	126	7	1984-85	29	364	12.6
8	2008-09	119	8	1986-87	32	423	13.2
9	2006-07	118	9	2006-07	34	456	13.4
10	1980-81	117	10	2011-12	35	473	13.5

Highest Blocks Average

Rk	Season	G	Bk	Avg	Most Personal Fouls Rk	Season	PF
1	1990-91	34	246	7.2	1	1992-93	721
2	1982-83	29	133	4.6	2	1950-51	709
3	2011-12	35	154	4.4	3	2000-01	691
4	2010-11	37	150	4.1		1993-94	691
5	2007-08	35	135	3.9	5	2013-14	690
6	1992-93	34	127	3.74			
7	2005-06	29	108	3.72			
8	1980-81	32	117	3.7			
9	2008-09	33	119	3.61	1	1977-78	39
10	1979-80	29	103	3.55	2	1975-76	31

Most Steals

Rk	Season	Stl	Most Players to Foul Out Rk	Season	FO
1	2009-10	307	1	1977-78	39
2	2010-11	298	2	1975-76	31
3	2011-12	296	3	1984-85	29
4	2012-13	291		1980-81	29
5	2013-14	251		1978-79	29
6	2008-09	241			
7	1999-00	236			
8	1994-95	225			
9	2002-03	222			
10	1993-94	219			
	1991-92	219			

Highest Steals Average

Rk	Season	G	Stl	Avg
1	2009-10	36	307	8.52
2	2011-12	35	296	8.46
3	2012-13	36	291	8.08
4	2010-11	37	298	8.05
5	2008-09	33	241	7.3
6	2013-14	35	251	7.17
7	1999-00	33	236	7.15
8	1994-95	32	225	7.031
9	2002-03	32	222	6.938
10	2003-04	30	208	6.933

Most Turnovers Caused

Rk	Season	OTO
1	1992-93	566
2	2007-08	492
3	1978-79	489
4	1997-98	486
5	1998-99	484
6	1980-81	476
7	1977-78	475
8	1993-94	474
9	2011-12	473
	1990-91	473

Most Turnovers Caused Per Game

Rk	Season	G	OTO	Avg
1	1978-79	28	489	17.5
2	1998-99	28	484	17.3
3	1992-93	34	566	16.6
4	1996-97	26	425	16.3
5	1997-98	30	486	16.2
6	1977-78	30	475	15.8
7	1979-80	29	450	15.5
8	1980-81	32	476	14.9
9	1993-94	32	474	14.81
10	1981-82	30	444	14.80

TEAM SEASON SCORING

Year	Offense		Defense	
	Pts.	Avg.	Pts.	Avg.
2014	2931	83.7	2706	77.3
2013	2777	77.1	2502	69.5
2012	2727	77.9	2358	67.4
2011	3012	81.4	2512	67.9
2010	2992	83.1	2392	66.4
2009	2544	77.1	2150	65.2
2008	2580	73.7	2213	63.2
2007	2654	78.1	2347	69.0
2006	2209	76.2	2078	71.7
2005	1972	65.7	2070	69.0
2004	2200	73.3	1966	65.5
2003	2299	71.8	2032	63.5
2002	2115	70.5	1951	65.0
2001	2324	70.4	2069	62.7
2000	2328	70.5	2107	63.8
1999	2009	71.8	2055	73.4
1998	1906	63.5	2093	69.8
1997	1547	59.5	2061	79.3
1996	2303	82.3	2194	78.4
1995	2405	75.2	2214	69.2
1994	2540	79.4	2382	74.4
1993	2754	81.0	2445	71.9
1992	2567	80.2	2227	69.6
1991	2454	72.2	2336	68.7
1990	2110	70.3	1971	65.7
1989	2338	80.6	2322	80.1
1988	2735	85.5	2437	76.2
1987	2634	82.3	2469	77.2
1986	2328	72.8	2159	74.4
1985	2175	75.0	2159	74.4
1984	2433	78.5	2325	75.0
1983	2014	69.5	1919	66.2
1982	1885	62.8	1752	58.4
1981	2525	78.8	2275	71.1
1980	2421	83.5	2103	72.5
1979	2381	85.0	2144	76.6
1978	2429	81.0	2495	83.2
1977	2013	74.6	2027	75.1
1976	2015	77.5	2183	83.9
1975	2062	79.3	2088	80.3
1974	2015	77.5	2183	83.9
1973	2068	79.5	1940	74.6
1972	2128	81.8	1927	74.1
1971	2401	82.8	2294	79.1
1970	2096	80.7	2188	84.1
1969	2325	83.0	2259	80.7
1968	2064	82.6	1956	78.2
1967	1960	81.7	1827	76.1
1966	2388	95.5	2073	82.9
1965	2639	94.3	2356	83.1
1964	1974	79.0	2004	80.2
1963	1985	77.1	2035	78.3
1962	1834	70.5	1947	74.9
1961	1923	73.9	1870	71.9
1960	1676	67.0	1877	75.1
1959	1965	75.5	1854	71.2
1958	1697	65.3	1735	66.7
1957	1985	77.1	1888	67.1
1956	2006	77.2	1743	67.0
1955	1892	72.7	1847	71.0
1954	1991	68.6	1897	64.8
1953	2052	68.4	1696	56.5
1952	1451	60.4	1412	58.8
1951	2355	65.3	2012	55.7
1950	1903	55.0	1696	49.9

TEAM GAME RECORDS

Most Points

1 vs. Sacramento State, 02/25/1993	128
2 at Americas, 12/10/1965	123
at San Diego State, 01/24/1980	123
4 vs. Utah State, 12/19/1987	121
5 vs. Oral Roberts, 12/23/1978	120
6 vs. Hofstra, 11/30/1983	119
7 at Utah State, 02/01/1968	118
8 vs. Xavier, 12/30/1964	115
vs. Utah State, 01/22/1966	115
vs. Utah, 03/05/1966	115

Most Points, 1st Half

1 vs. Hofstra, 11/30/1983	66
2 vs. Utah, 03/05/1966	64
3 vs. Sacramento State, 02/25/1993	62
vs. Arizona State, 02/27/1965	62
5 vs. Utah State, 12/19/1987	61

Most Points, 2nd Half

1 vs. North Texas State, 12/12/1980	69
2 vs. Miami, 12/10/1960	67
3 vs. Sacramento State, 02/25/1993	66
at San Diego State, 01/24/1980	66
vs. New Mexico, 12/02/1966	66

Most Points Allowed

1 at Oklahoma, 11/21/1986	119
2 at Arizona, 02/21/1974	118
3 at Portland, 01/23/2014	114
4 at UCLA, 12/06/1963	113
at Utah State, 02/04/1967	113
at North Carolina, 12/20/1976	113
at Arizona, 01/22/1977	113
8 vs. Oklahoma City, 03/14/1965	112
vs. Utah State, 12/19/1987	112

Fewest Points Allowed (since 1950)

1 vs. Wyoming, 01/23/1982	27
2 at Wyoming, 02/23/1980	30
3 vs. Princeton, 12/31/1982	32
4 vs. Air Force, 02/03/2003	33
at Hawaii, 01/26/1980	33
6 vs. Eastern Washington, 12/19/2009	34
at Long Beach State, 11/10/2007	34
8 vs. Utah State, 02/25/1950	35
9 vs. Miss. Valley State, 11/23/2010	36

Largest Margin of Victory (since 1950)

1 vs. Western Oregon, 12/22/2006	(102-40) 62
2 vs. Eastern Washington, 12/19/2009	(91-34) 57
at Americas, 12/10/1965	(123-66) 57
4 vs. Southern, 11/24/2009	(107-51) 56
5 vs. St. Mary's, 12/10/1966	(108-57) 51
6 vs. Miss. Valley State, 11/23/2010	(86-36) 50
vs. Sacramento State, 02/25/1993	(128-78) 50
8 vs. Chicago State, 11/20/2010	(109-60) 49
9 vs. Fort Lewis, 12/12/2001	(101-53) 48
vs. Prairie View A&M, 12/11/2013	(100-52) 48

Largest Margin of Defeat (since 1950)

1 at Washington, 11/26/1996	(44-95) -51
2 vs. Indiana, 12/26/1973	(52-96) -44
3 at New Mexico, 02/03/1997	(32-74) -42
vs. New Mexico, 02/27/1997	(48-90) -42
at UCLA, 12/06/1963	(71-113) -42
6 at Arizona State, 12/30/1961	(54-94) -40
at TCU, 01/16/1997	(61-101) -40

Largest Combined Score

1 vs. Utah State, 12/19/1987	(121-112) 233
2 at Oklahoma, 11/21/1986	(110-119) 229
3 at Portland, 01/23/2014	(110-114) 224
vs. Oral Roberts, 12/23/1978	(120-104) 224
5 at Utah State, 02/01/1968	(118-103) 221
6 vs. Utah, 01/14/1984	(113-105) 218
vs. Xavier, 12/30/1964	(115-103) 218
8 at Stanford, 11/11/2013	(112-103) 215
vs. Utah, 03/05/1966	(115-100) 215

Smallest Combined Score (since 1950)

1 vs. Wyoming, 01/23/1982	(25-27) 52
2 at Hawaii, 01/26/1980	(34-33) 67
3 at Wyoming, 02/23/1980	(39-30) 69
4 at Colorado State, 02/11/1950	(30-40) 70
5 at Princeton, 12/18/1981	(39-38) 77
6 at Wyoming, 01/14/1950	(27-53) 80
7 at Denver, 01/06/1951	(41-42) 83
vs. Princeton, 12/31/1982	(51-32) 83
9 at Pepperdine, 12/15/1949	(39-45) 84
10 at Wyoming, 01/13/1950	(39-46) 85

Most Field Goals Made

1 vs. Houston, 12/04/1965	51
2 vs. Hofstra, 11/30/1983	50
3 at San Diego State, 01/24/1980	50
vs. Utah State, 01/30/1969	49
at Air Force, 01/29/1965	49
6 vs. Harvard, 12/21/1978	47
vs. Portland State, 11/25/1978	47
vs. Colorado State, 02/26/1972	47
9 vs. San Diego State, 03/01/1980	46
vs. Hawaii, 02/28/1980	46
at Colorado State, 02/21/1980	46
vs. Illinois, 12/03/1965	46
vs. Creighton, 12/28/1964	46

Most Field Goal Attempts

1 vs. Montana, 01/30/1953	108
2 vs. St. Bonaventure, 12/29/1965	100
3 vs. Oklahoma City, 03/14/1965	99
4 vs. Utah, 03/05/1966	98
5 at Utah State, 02/01/1968	96
vs. Utah, 02/24/1962	96
7 vs. Michigan State, 12/23/1963	94
vs. Denver, 02/12/1966	94

Highest Field-Goal Percentage

1 vs. St. Mary's, 12/10/1983	(39-53) .736
vs. Elon, 11/21/2000	(34-48) .708
3 vs. Fort Lewis, 12/12/2001	(39-56) .696
4 vs. Arizona State, 12/01/1992	(38-55) .691
5 vs. Nicholls State, 03/10/1993	(40-58) .690
6 vs. Fordham, 12/07/1985	(30-45) .667
vs. Utah, 02/04/1988	(28-42) .667
8 at Tulsa, 12/05/1991	(35-53) .660
vs. New Mexico, 01/13/1979	(35-53) .660
10 at Arizona State, 12/05/1989	(25-38) .658

Most 3-Point Field Goals

1 at Air Force, 02/09/2011	15
vs. UNLV, 02/03/2007	15
vs. LONGWOOD, 11/18/2011	15
4 vs. TCU, 01/10/2012	14
vs. Southern Utah, 12/28/2002	14
at Arizona, 12/28/2009	14
vs. Gonzaga, 03/19/2011	14
at Utah, 01/11/2011	14
at San Diego State, 02/26/2011	14
at UNLV, 01/05/2011	14

Most 3-Point Field Goal Attempts

1 vs. Florida, 03/24/2011	37
2 vs. Louisiana State, 03/19/1992	33
vs. Loyola Marymount, 01/03/2008	33
at UNLV, 01/22/1998	33
5 vs. Pepperdine, 02/11/2012	32
vs. Oregon, 11/21/1997	32
vs. Wake Forest, 01/03/2009	32

Highest 3-Point FG Percentage*

1 vs. Texas, 11/25/2013	(10-12) .833
2 vs. New Mexico, 01/26/2008	(13-16) .813
3 at Air Force, 01/16/1993	(11-15) .733
4 vs. Prairie View A&M, 12/11/2013	(10-14) .714
5 vs. Southern Utah, 12/11/1992	(7-10) .700
6 vs. Wyoming, 03/09/2001	(9-13) .692
7 vs. UNLV, 02/03/2007	(15-22) .682
8 vs. Louisiana Tech, 12/11/1998	(12-18) .667
at UCLA, 11/15/2006	(10-15) .667
10 vs. Southern Utah, 11/26/2005	(11-17) .647

Most Free Throws Made

1 vs. Weber State, 12/12/1997	40
2 vs. Utah State, 01/25/1957	39
3 at Portland, 02/04/2012	38
4 at Air Force, 01/07/1995	37
vs. Southern Utah, 11/24/1999	37
vs. Utah State, 12/18/1992	37
vs. Utah, 01/14/1984	37
8 vs. Alabama-Birmingham, 12/09/1989	35
vs. Hawaii, 01/07/1988	35
vs. Southern Utah, 12/14/2000	35
vs. Colorado State, 02/23/2011	35
vs. Santa Clara, 12/23/1967	35

Most Free Throw Attempts

1 at Portland, 02/04/2012	53
2 vs. Weber State, 12/12/1997	52
3 vs. Santa Clara, 12/19/1964	49
4 vs. Southern Utah, 11/24/1999	47
vs. Tulsa, 12/22/1990	47
6 vs. Southern Utah, 12/14/2000	46
vs. Arizona State, 03/03/1967	46
vs. Washington, 12/22/1984	46
vs. North Texas State, 12/12/1980	46
at Arizona, 03/02/1968	46

Highest Free-Throw Percentage*

1 at Denver, 01/30/1965	(24-24) 1.000
vs. San Francisco, 12/05/2009	(12-12) 1.000
at Utah, 01/12/1974	(12-12) 1.000
at Wichita State, 12/11/1964	(12-12) 1.000
vs. Wisconsin, 11/26/2011	(11-11) 1.000
at Chaminade, 11/24/2004	(10-10) 1.000
7 vs. Nevada, 12/22/2009	(27-28) .964
8 vs. UNLV, 02/05/2011	(24-25) .960
9 vs. Oregon, 12/04/1964	(23-24) .958
10 vs. Wyoming, 02/28/1974	(22-23) .957
11 vs. New Mexico, 02/18/1989	(21-22) .955

*Minimum 10 Free Throw Attempts

Most Rebounds

1 vs. St. Mary's, 12/10/1966	77
vs. Utah State, 01/06/1968	77
3 vs. Santa Clara, 12/19/1964	74
vs. Denver, 02/12/1966	74
5 vs. Denver, 02/02/1962	71
6 vs. Santa Clara, 12/23/1967	70
7 at La Salle, 12/26/1962	69
vs. Arizona State, 02/27/1971	69
9 vs. Pacific, 12/22/1961	68

Most Offensive Rebounds

1 vs. Louisiana State, 03/19/1992	27
2 at San Francisco, 12/13/1974	24
3 at Gonzaga, 02/23/2012	23
vs. Colorado State, 03/09/1995	23
5 vs. Hawaii, 03/11/1993	22
vs. Florida State, 11/16/2012	22

Most Assists

1 vs. San Diego State, 03/01/1980	34
vs. Northeast Louisiana, 01/04/1975	34
vs. Colorado State, 02/26/1972	34
vs. Wyoming, 01/15/1977	34
5 vs. Hawaii, 02/28/1980	33
at San Diego State, 01/24/1980	33
vs. Portland State, 11/25/1978	33
8 vs. Idaho State, 11/26/1976	31
vs. Niagara, 01/17/1973	31
10 vs. San Diego State, 02/27/1982	30
vs. Utah State, 12/06/1978	30

Most Blocked Shots

1 vs. Eastern Kentucky, 12/07/1990	15
2 at Wyoming, 01/19/1991	13
vs. Virginia, 03/14/1991	13
4 at Utah State, 12/04/1992	11
at Weber State, 11/29/1990	11
vs. San Diego State, 01/06/2007	11
vs. Weber State, 12/17/2005	11
8 vs. San Diego State, 03/01/1980	10
vs. Utah State, 12/27/1980	10
vs. Stetson, 12/21/1990	10
vs. New Mexico, 01/29/1983	10
at Utah State, 12/01/1990	10
vs. Tulsa, 12/22/1990	10

Most Steals

1 at Portland, 02/04/2012	18
2 vs. James Madison, 12/19/1990	17
at Colorado State, 01/28/2006	17
vs. Southern, 11/24/2009	17
5 vs. Western Oregon, 12/22/2006	16
at Arizona State, 01/20/1977	16
vs. Chicago State, 11/20/2010	16
vs. Yale, 12/29/1984	16
9 vs. Arizona, 11/28/1998	15
vs. Nicholls State, 12/10/1993	15
vs. Northern Arizona, 12/27/2012	15
vs. NE Louisiana, 12/17/1994	15

Most Turnovers Committed

1 at North Carolina, 12/20/1976	36
2 at Arizona State, 02/15/1975	35
3 vs. Indiana, 12/26/1973	31
4 vs. North Carolina, 12/28/1977	30
5 at Washington, 11/26/1996	30

Most Personal Fouls

1 vs. Idaho State, 11/26/1976	36
at UTEP, 02/09/1985	36
3 at Arizona State, 11/27/1993	35
vs. Oregon State, 12/29/1992	35
vs. Wyoming, 03/11/1967	35
6 at Utah State, 01/06/1979	34
vs. North Carolina, 12/04/1993	34
at Weber State, 11/27/1976	34



FRESHMAN SEASON RECORDS

Points

Rk	Name, Year	G	Pts	Avg
1	Danny Ainge, 1977-78	30	632	21.1
2	Shawn Bradley, 1990-91	34	503	14.8
3	Mark Bigelow, 1998-99	28	419	15.0
4	Mekeli Wesley, 1997-98	30	406	13.5
5	Fred Roberts, 1978-79	28	399	14.3
6	Tyler Haws, 2009-10	35	397	11.3
7	Trent Plaisted, 2005-06	29	394	13.6
8	Eric Mika, 2013-14	33	389	11.8
9	Devin Durrant, 1978-79	28	370	13.2
10	Russell Larson, 1991-92	32	317	9.9

Scoring Average

Rk	Name, Year	G	Pts	Avg
1	Danny Ainge, 1977-78	30	632	21.1
2	Mark Bigelow, 1998-99	28	419	15.0
3	Shawn Bradley, 1990-91	34	503	14.8
4	Fred Roberts, 1978-79	28	399	14.3
5	Trent Plaisted, 2005-06	29	394	13.6
6	Mekeli Wesley, 1997-98	30	406	13.5
7	Devin Durrant, 1978-79	28	370	13.2
8	Matt Carlino, 2011-12	25	305	12.2
9	Eric Mika, 2013-14	33	389	11.8
10	Tyler Haws, 2009-10	35	397	11.3

Field Goals Made

Rk	Name, Years	FG
1	Danny Ainge, 1977-78	243
2	Shawn Bradley, 1990-91	187
3	Fred Roberts, 1978-79	158
4	Trent Plaisted, 2005-06	144
5	Devin Durrant, 1978-79	142
6	Eric Mika, 2013-14	139
7	Mark Bigelow, 1998-99	132
8	Tyler Haws, 2009-10	131
9	Mekeli Wesley, 1997-98	129
10	Matt Carlino, 2011-12	110

Field Goal Attempts

Rk	Name, Years	FGA
1	Danny Ainge, 1977-78	473
2	Shawn Bradley, 1990-91	361
3	Mekeli Wesley, 1997-98	313
4	Mark Bigelow, 1998-99	301
5	Fred Roberts, 1978-79	291
6	Trent Plaisted, 2005-06	276
7	Matt Carlino, 2011-12	274
8	Eric Mika, 2013-14	264
9	Devin Durrant, 1978-79	263
10	Tyler Haws, 2009-10	263

Field-Goal Percentage*

Rk	Name, Year	FG	FGA	Pct
1	Jared Jensen, 2001-02	88	149	59.1
2	Fred Roberts, 1978-79	158	291	54.3
3	Nate Austin, 2011-12	58	107	54.2
4	Russell Larson, 1991-92	101	187	54.01
5	Devin Durrant, 1978-79	142	263	53.99
6	Brandon Davies, 2009-10	69	128	53.9
7	Eric Mika, 2013-14	139	264	52.7
8	Trent Plaisted, 2005-06	144	276	52.2
9	Shawn Bradley, 1990-91	187	361	51.8
10	Eric Nielsen, 1996-97	81	157	51.6

3-Point Field Goals

Rk	Name, Years	3FG
1	Mark Bigelow, 1998-99	44
2	Jimmer Fredette, 2007-08	43
3	Matt Carlino, 2011-12	41
4	Michael Vranes, 1998-99	40
5	Robbie Reid, 1993-94	35
6	Jonathan Tavernari, 2006-07	29
7	Mike Rose, 2003-04	28
8	Tyler Haws, 2009-10	25
9	Anson Winder, 2011-12	25

3-Point Field Goal Attempts

Rk	Name, Years	3FGA
1	Jimmer Fredette, 2007-08	128
2	Matt Carlino, 2011-12	124
3	Mark Bigelow, 1998-99	113
4	Robbie Reid, 1993-94	100
5	Michael Vranes, 1998-99	96
6	Anson Winder, 2011-12	84
7	Jonathan Tavernari, 2006-07	78
8	Tyler Haws, 2009-10	68

3-Point Field-Goal Percentage*

Rk	Name, Year	FG	FGA	Pct
1	Ryan Cuff, 1992-93	20	42	47.6
2	Mike Rose, 2003-04	28	61	45.9
3	Michael Vranes, 1998-99	40	96	41.7
4	Todd Christensen, 1995-96	23	59	39.0
5	Mark Bigelow, 1998-99	44	113	38.9
6	Jonathan Tavernari, 2006-07	29	78	37.2
7	Tyler Haws, 2009-10	25	68	36.8
8	Randy Reid, 1992-93	23	65	35.4

3-Point Field Goals Per Game

Rk	Name, Year	G	3FG	3FG/G
1	Matt Carlino, 2011-12	25	41	1.64
2	Mark Bigelow, 1998-99	28	44	1.57
3	Michael Vranes, 1998-99	28	40	1.4
4	Jimmer Fredette, 2007-08	35	43	1.2
5	Robbie Reid, 1993-94	32	35	1.09
6	Mike Rose, 2003-04	26	28	1.08
7	Jonathan Tavernari, 2006-07	28	29	1.0

Free Throws Made

Rk	Name, Years	FT
1	Danny Ainge, 1977-78	146
2	Mekeli Wesley, 1997-98	130
3	Shawn Bradley, 1990-91	128
4	Russell Larson, 1991-92	115
5	Mark Bigelow, 1998-99	111
6	Eric Mika, 2013-14	111
7	Tyler Haws, 2009-10	110
8	Trent Plaisted, 2005-06	106

Free Throw Attempts

Rk	Name, Years	FTA
1	Shawn Bradley, 1990-91	185
2	Eric Mika, 2013-14	180
3	Trent Plaisted, 2005-06	172
4	Danny Ainge, 1977-78	169
5	Mekeli Wesley, 1997-98	168
6	Russell Larson, 1991-92	141
7	Mark Bigelow, 1998-99	140
8	Devin Durrant, 1978-79	122

Free-Throw Percentage*

Rk	Name, Year	FT	FTA	Pct
1	Tyler Haws, 2009-10	110	120	91.7
2	Danny Ainge, 1977-78	146	169	86.4
3	Randy Reid, 1992-93	71	83	85.5
4	Jared Jensen, 2001-02	82	97	84.5
5	Scott Sinek, 1981-82	90	109	82.6
6	Russell Larson, 1991-92	115	141	81.6
7	Mark Bigelow, 1998-99	111	140	79.3
8	Fred Roberts, 1978-79	83	106	78.3

Rebounds

Rk	Name, Year	G	Reb	Avg
1	Shawn Bradley, 1990-91	34	267	7.7
2	Mark Handy, 1973-74	26	227	8.7
3	Eric Mika, 2013-14	33	211	6.4
4	Trent Plaisted, 2005-06	29	199	6.9
5	Fred Roberts, 1978-79	28	191	6.8
6	Alan Pollard, 1984-85	29	189	6.5
7	Kyle Collinsworth, 2010-11	36	183	5.1
8	Mark Bigelow, 1998-99	28	175	6.3
9	Danny Ainge, 1977-78	30	173	5.8
10	Chris Collinsworth, 2007-08	35	169	4.8

Rebounds Per Game*

Rk	Name, Year	G	Reb	Avg
1	Mark Handy, 1973-74	26	227	8.7
2	Shawn Bradley, 1990-91	34	267	7.7
3	Trent Plaisted, 2005-06	29	199	6.9
4	Fred Roberts, 1978-79	28	191	6.8
5	Alan Pollard, 1984-85	29	189	6.5
6	Eric Mika, 2013-14	33	211	6.4
7	Mark Bigelow, 1998-99	28	175	6.3
8	Danny Ainge, 1977-78	30	173	5.8
9	Michael Smith, 1983-84	29	153	5.3
10	Devin Durrant, 1978-79	28	146	5.2

Offensive Rebounds

Rk	Name, Year	G	OReb	Avg
1	Eric Mika, 2013-14	33	93	2.8
2	Shawn Bradley, 1990-91	34	79	2.3
3	Trent Plaisted, 2005-06	29	70	2.4
4	Kyle Collinsworth, 2010-11	36	55	1.5
5	Mekeli Wesley, 1997-98	30	55	1.8
6	Nate Austin, 2011-12	35	53	1.5
7	Nathan Cooper, 1995-96	28	50	1.8
8	Jared Jensen, 2001-02	30	50	1.7

Assists

Rk	Name, Year	G	Ast	Avg
1	Danny Ainge, 1977-78	30	158	5.3
2	Randy Reid, 1992-93	34	141	4.1
3	Matt Montague, 1996-97	26	131	5.0
4	Matt Carlino, 2011-12	25	115	4.6
5	Scott Sinek, 1981-82	30	100	3.3
6	Marty Haws, 1986-87	32	99	3.1
7	Ken Roberts, 1990-91	34	96	2.8
8	Ryan Cuff, 1992-93	33	86	2.6
9	Michael Vranes, 1998-99	28	80	2.9
10	Michael Smith, 1983-84	29	77	2.7

Assists Per Game*

Rk	Name, Year	G	Ast	Avg
1	Danny Ainge, 1977-78	30	158	5.3
2	Matt Montague, 1996-97	26	131	5.0
3	Matt Carlino, 2011-12	25	115	4.6
4	Randy Reid, 1992-93	34	141	4.1
5	Scott Sinek, 1981-82	30	100	3.3
6	Marty Haws, 1986-87	32	99	3.1
8	Ken Roberts, 1990-91	34	96	2.8
9	Steve Craig, 1975-76	26	70	2.69
10	Michael Smith, 1983-84	29	77	2.66

Blocks

Rk	Name, Year	G	Blk	Avg
1	Shawn Bradley, 1990-91	34	177	5.2
2	Russell Larson, 1991-92	32	41	1.3
3	Alan Pollard, 1984-85	29	30	1.0
4	Chris Miles, 2004-05	28	30	1.1
5	Trent Plaisted, 2005-06	29	27	0.9
6	Eric Mika, 2013-14	33	24	0.7
7	Fred Roberts, 1978-79	28	23	0.8
8	Mekeli Wesley, 1997-98	30	21	0.7

Blocks Per Game*

Rk	Name, Year	G	Blk	Avg
1	Shawn Bradley, 1990-91	34	177	5.2
2	Russell Larson, 1991-92	32	41	1.3
3	Chris Miles, 2004-05	28	30	1.1
4	Alan Pollard, 1984-85	29	30	1.0
5	Trent Plaisted, 2005-06	29	27	0.9
6	Fred Roberts, 1978-79	28	23	0.8
7	Eric Nielsen, 1996-97	26	19	0.731
8	Eric Mika, 2013-14	33	24	0.727
9	Mekeli Wesley, 1997-98	30	21	0.700

Steals

Rk	Name, Year	G	Stl	Avg
1	Danny Ainge, 1977-78	30	60	2.0
2	Kyle Collinsworth, 2010-11	36	39	1.1
3	Mark Bigelow, 1998-99	28	38	1.4
4	Matt Carlino, 2011-12	25	36	1.4
5	Anson Winder, 2011-12	34	35	1.0
6	Robbie Reid, 1993-94	32	33	1.0
7	Randy Reid, 1992-93	34	30	0.9
8	Michael Vranes, 1998-99	28	29	1.0
9	Scott Sinek, 1981-82	30	27	0.9
10	Jimmer Fredette, 2007-08	35	27	0.8

Steals Per Game*

Rk	Name, Year	G	Stl	Avg
1	Danny Ainge, 1977-78	30	60	2.0
3	Matt Carlino, 2011-12	25	36	1.44
2	Mark Bigelow, 1998-99	28	38	1.36
4	Kyle Collinsworth, 2010-11	36	39	1.1
5	Michael Vranes, 1998-99	28	29	1.036
6	Robbie Reid, 1993-94	32	33	1.031
7	Anson Winder, 2011-12	34	35	1.029
8	Matt Montague, 1996-97	26	26	1.0
9	Scott Sinek, 1981-82	30	27	0.9
10	Alan Pollard, 1984-85	29	26	0.896

Assist-to-Turnover Ratio*

Rk	Name, Years	A	TO	A:TO
1	Nathan Call, 1986-87	64	25	2.56
2	Marty Haws, 1986-87	99	42	2.36
3	Ken Roberts, 1990-91	96	54	1.78
4	Randy Reid, 1992-93	141	89	1.58
5	Chris Nikchevich, 1982-83	69	45	1.53
6	Matt Carlino, 2011-12	115	75	1.53
7	Danny Ainge, 1977-78	158	104	1.52
8	Scott Sinek, 1981-82	100		



100-POINT GAMES

Ordered by Date

Date	Season	G	W/L	Avg
12/10/60	Miami	H	W	112-80
02/24/62	Utah	H	L	101-106
02/23/63	Utah	A	L	100-106
02/28/64	Arizona State	H	W	106-90
12/18/64	Santa Clara	H	W	102-82
12/19/64	Santa Clara	H	W	109-80
12/22/64	Ohio State	H	W	112-71
12/28/64	Creighton	N	W	109-74
12/30/64	Xavier	N	W	115-103
01/16/65	Arizona State	A	W	111-102
01/29/65	Air Force	A	W	110-77
02/20/65	Utah	A	W	108-99
02/27/65	Arizona State	H	W	104-91
03/05/65	Wyoming	H	W	102-87
03/14/65	Oklahoma City	H	L	102-112
12/03/65	Illinois	H	W	109-98
12/04/65	Houston	H	W	111-82
12/10/65	Americas	A	W	123-66
12/17/65	Santa Clara	A	W	103-85
12/21/65	St. Joseph	H	W	103-83
12/30/65	Cornell	N	W	105-92
01/15/66	Wyoming	A	L	101-107
01/22/66	Utah State	H	W	115-81
02/12/66	Denver	H	W	102-76
03/05/66	Utah	H	W	115-100
12/10/66	St. Mary's	H	W	108-57
12/20/66	Loyola	H	W	113-98
03/03/67	Arizona State	H	W	110-93
01/06/68	Utah State	H	W	104-98
02/01/68	Utah State	A	W	118-103
02/17/68	Wyoming	H	W	101-77
12/07/68	Seattle	H	W	102-90
01/30/69	Utah State	H	W	113-82
02/13/69	Arizona State	H	W	102-89
12/16/70	Denver	H	W	100-72
12/19/70	Utah State	H	W	111-83
12/29/70	Villanova	N	W(OT)	102-93
02/06/71	Utah	H	W	103-89
01/07/72	Arizona State	H	W	111-102
01/22/72	Utah State	H	W	101-82
01/29/72	Wyoming	A	W	101-74
02/26/72	Colorado State	H	W	105-85
12/09/72	Wisconsin-Milwaukee	H	W	101-83
12/30/74	Bradley	H	W	100-87
01/04/75	Northeast Louisiana	H	W	100-81
11/26/76	Idaho State	H	W	102-84
11/28/77	Long Beach State	H	W	100-91
11/25/78	Portland State	H	W	111-82
12/21/78	Harvard	H	W	113-72
12/23/78	Oral Roberts	H	W	120-104
01/13/79	New Mexico	H	W	100-83
12/01/79	Baylor	H	W	100-58
12/15/79	La Salle	H	W(3OT)	108-106
12/29/79	NC-Charlotte	N	W	104-91
01/19/80	Colorado State	H	W	104-82
01/24/80	San Diego State	A	W	123-91
02/21/80	Colorado State	A	W	111-86
02/28/80	Hawaii	H	W	107-82
03/01/80	San Diego State	H	W	114-81
12/12/80	North Texas State	H	W	108-92
12/27/80	Utah State	H	W	104-89
02/27/82	San Diego State	H	W	106-66
11/30/83	Hofstra	H	W	119-84
12/10/83	St. Mary's	H	W	106-74
01/14/84	Utah	H	W(2OT)	113-105
11/21/86	Oklahoma	A	L	110-119
12/03/86	Utah State	H	W	100-86
02/28/87	Hawaii	A	W	100-87
12/03/87	Utah State	H	W	100-80
12/11/87	Weber State	H	W	104-71
12/19/91	McNeese State	H	W	104-64
12/29/79	NC-Charlotte	N	W	104-91
12/17/65	Santa Clara	A	W	103-85
01/16/93	Air Force	A	W	103-68
12/21/65	St. Joseph	H	W	103-83
02/06/71	Utah	H	W	103-89
12/05/91	Tulsa	A	W	102-86
12/18/64	Santa Clara	H	W	102-82
03/05/65	Wyoming	H	W	102-87
03/14/65	Oklahoma City	H	L	102-112
02/12/66	Denver	H	W	102-76
12/07/68	Seattle	H	W	102-90
02/13/69	Arizona State	H	W	102-89
11/26/76	Idaho State	H	W	102-84
12/22/06	Western Oregon	H	W	102-40
03/05/11	Wyoming	H	W	102-78
12/29/70	Villanova	N	W(OT)	102-93
01/15/66	Wyoming	A	L	101-107
01/29/72	Wyoming	A	W	101-74
02/24/62	Utah	H	L	101-106
02/17/68	Wyoming	H	W	101-77
01/22/72	Utah State	H	W	101-82
12/09/72	Wisconsin-Milwaukee	H	W	101-83
02/10/94	San Diego State	H	W	110-69
11/21/00	Elon	H	W	100-63
12/12/01	Fort Lewis	H	W	101-53
01/11/05	Montana State-Billings	H	W	110-70
02/22/06	San Diego State	H	W	100-90
12/22/06	Western Oregon	H	W	102-40
11/16/07	Jackson State	H	W	100-61
11/24/09	Southern	H	W	107-51
12/22/09	Nevada	N	W	110-104
03/06/10	TCU	A	W	107-77
11/20/10	Chicago State	H	W	109-60

01/11/11	Utah	A	W	104-79
03/05/11	Wyoming	H	W	102-78
11/11/13	Stanford	A	W	112-103
11/15/13	Mount St. Mary's	H	W	108-76
12/11/13	Prairie View A&M	H	W	100-52
01/23/14	Portland	A	L(3OT)	110-114

Ordered by Score

Date	Season	G	W/L	Avg
02/25/93	Sacramento State	H	W	128-78
12/10/65	Americas	A	W	123-66
01/24/80	San Diego State	A	W	123-91
12/19/87	Utah State	H	W(OT)	121-112
12/23/78	Oral Roberts	H	W	120-104
11/30/83	Hofstra	H	W	119-84
02/01/68	Utah State	A	W	118-103
01/22/66	Utah State	H	W	115-81
03/05/66	Utah	H	W	115-100
12/30/64	Xavier	N	W	115-103
03/01/80	San Diego State	H	W	114-81
12/20/66	Loyola	H	W	113-98
01/30/69	Utah State	H	W	113-82
12/21/78	Harvard	H	W	113-72
01/14/84	Utah	H	W(2OT)	113-105
12/10/60	Miami	H	W	112-80
12/22/64	Ohio State	H	W	112-71
11/11/13	Stanford	A	W	112-103
01/16/65	Arizona State	A	W	111-102
02/21/80	Colorado State	A	W	111-86
02/04/65	Houston	H	W	111-82
12/19/70	Utah State	H	W	111-83
01/07/72	Arizona State	H	W	111-102
11/25/78	Portland State	H	W	111-82
12/10/93	Nicholls State	H	W	111-96
01/29/65	Air Force	A	W	110-77
11/21/86	Oklahoma	A	L	110-119
03/03/67	Arizona State	H	W	110-93
12/28/95	Morgan State	H	W	110-69
01/11/05	Montana State-Billings	H	W	110-70
12/22/09	Nevada	N	W	110-104
01/23/14	Portland	A	L(3OT)	110-114
12/19/64	Santa Clara	H	W	109-80
12/03/65	Illinois	H	W	109-98
01/02/88	Central Connecticut	H	W	109-76
11/20/10	Chicago State	H	W	109-60
12/28/64	Creighton	N	W	109-74
11/15/13	Mount St. Mary's	H	W	108-76
02/20/65	Utah	A	W	108-99
12/10/66	St. Mary's	H	W	108-57
12/15/79	La Salle	H	W(3OT)	108-106
12/12/80	North Texas State	H	W	108-92
12/01/92	Arizona State	H	W	108-98
12/11/92	Southern Utah	H	W	108-62
03/06/10	TCU	A	W	107-77
02/28/80	Hawaii	H	W	107-82
11/24/09	Southern	H	W	107-51
02/28/64	Arizona State	H	W	106-90
02/27/82	San Diego State	H	W	106-66
12/10/83	St. Mary's	H	W	106-74
12/27/80	Utah State	H	W	104-89
02/27/65	Arizona State	H	W	104-91
01/06/68	Utah State	H	W	104-98
01/19/80	Colorado State	H	W	104-82
12/27/80	Utah State	H	W	104-89
12/11/87	Weber State	H	W	104-71
12/19/91	McNeese State	H	W	104-64
12/29/79	NC-Charlotte	N	W	104-91
12/17/65	Santa Clara	A	W	103-85
01/16/93	Air Force	A	W	103-68
12/21/65	St. Joseph	H	W	103-83
02/06/71	Utah	H	W	103-89
12/05/91	Tulsa	A	W	102-86
12/18/64	Santa Clara	H	W	102-82
03/05/65	Wyoming	H	W	102-87
03/14/65	Oklahoma City	H	L	102-112
02/12/66	Denver	H	W	102-76
12/07/68	Seattle	H	W	102-90
02/13/69	Arizona State	H	W	102-89
11/26/76	Idaho State	H	W	102-84
12/22/06	Western Oregon	H	W	102-40
03/05/11	Wyoming	H	W	102-78
12/29/70	Villanova	N	W(OT)	102-93
01/15/66	Wyoming	A	L	101-107
01/29/72	Wyoming	A	W	101-74
02/24/62	Utah	H	L	101-106
02/17/68	Wyoming	H	W	101-77
01/22/72	Utah State	H	W	101-82
12/09/72	Wisconsin-Milwaukee	H	W	101-83
02/10/94	San Diego State	H	W	101-87
12/12/01	Fort Lewis	H	W	101-53
02/23/63	Utah	A	L	100-106

02/28/87	Hawaii	A	W	100-80
12/16/70	Denver	H	W	100-72
12/30/74	Bradley	H	W	100-87
01/04/75	Northeast Louisiana	H	W	100-81
11/28/77	Long Beach State	H	W	100-91
01/13/79	New Mexico	H	W	100-83
12/01/79	Baylor	H	W	100-58
12/03/86	Utah State	H	W	100-86
03/03/92	Cal St. Northridge	H	W	100-68
11/21/00	Elon	H	W	100-63
02/22/06	San Diego State	H	W	100-90
11/16/07	Jackson State	H	W	100-61
12/11/13	Prairie View A&M	H	W	100-52

BYU in 100-Point Games

BYU 100-point game record	92-6
Home 100-point game record	71-2
Away 100-point game record	15-4
Neutral 100-point game record	6-0
Overtime 100-point games	4-1
Consecutive wins when scoring 100 points	43
(1/22/66 - 1/14/84)	31 (12/3/86 - 12/11/13)

Most frequent 100-point game opponent	Utah State, 9 times (last 1987)
Most 100-point games in a season	11, 1964-65
Under Dave Rose	12-1

Record vs. Opponent in 100-Point Games

Utah State	9-0
Arizona State	7-0
San Diego State	5-0
Utah	5-2
Wyoming	4-1
Colorado State	3-0
Santa Clara	3-0
Air Force	2-0
Denver	2-0
Hawaii	2-0
Saint Mary's	2-0
Americas	1-0
Baylor	1-0
Bradley	1-0
Cal St. Northridge	1-0
Central Connecticut	1-0
Chicago State	1-0
Cornell	1-0
Creighton	1-0
Elon	1-0
Fort Lewis	1-0
Harvard	1-0
Hofstra	1-0
Houston	1-0
Idaho State	1-0
Illinois	1-0
Jackson State	1-0
La Salle	1-0
Long Beach State	1-0
Loyola	1-0
McNeese State	1-0
Miami	1-0
Montana State-Billings	1-0
Morgan State	1-0
Mount St. Mary's	1-0
NC-Charlotte	1-0
Nevada	1-0
New Mexico	1-0
Nicholls State	1-0
North Texas State	1-0
Northeast Louisiana	1-0
Ohio State	1-0
Oklahoma	0-1
Oklahoma City	0-1
Oral Roberts	1-0
Portland	0-1
Portland State	1-0
Prairie View A&M	1-0
Sacramento State	1-0
Seattle	1-0
Southern	1-0
Southern Utah	1-0
St. Joseph	1-0
Stanford	1-0
TCU	1-0
Tulsa	1-0
Villanova	1-0
W. Washington	1-0
Weber State	1-0
Western Oregon	1-0
Wisconsin-Milwaukee	1-0
Xavier	1-0

COACHING RECORDS

Most Victories

Rk	Name vs. Opponent, Date	Seasons	W-L
1	Stan Watts, 1950-72	23	371-254
2	Dave Rose, 2005-14	9	232-78
3	Roger Reid, 1989-97	8	152-78
4	G. Ott Romney, 1928-35	7	139-71
5	Steve Cleveland, 1999-05	8	138-108
6	Frank Arnold, 1975-83	8	137-94
7	Ladell Andersen, 1983-89	6	114-71
8	Floyd Millet, 1941-49	8	104-77

Highest Winning Percentage*

Rk	Name, Years	Seasons	W-L	Pct.
1	Dave Rose, 2005-14	9	232-78	.748
2	Alvin Twitchell, 1920-25	5	50-20	.714
3	G. Ott Romney, 1928-35	7	139-71	.662
4	Roger Reid, 1989-97	8	152-78	.661
5	E.L. Roberts, 1911-20, 26-28	12	88-49	.642
6	Ladell Andersen, 1983-89	6	114-71	.616
7	Edwin R. Kimball, 1935-36, 38-41	4	59-38	.608

*Minimum 50 Games Coached

Most Seasons at BYU

Rk	Name vs. Opponent, Date	Seasons
1	Stan Watts, 1950-72	23
2	E.L. Roberts, 1911-20, 26-28	12
3	Dave Rose, 2005-14	9
4	Roger Reid, 1989-97	8
	Frank Arnold, 1975-83	8
	Floyd Millet, 1941-49	8
	Steve Cleveland, 1999-05	8

Most Games Coached at BYU

Rk	Name vs. Opponent, Date	Seasons	Games
1	Stan Watts, 1950-72	23	625
2	Dave Rose, 2005-14	9	310
3	Steve Cleveland, 1999-05	8	246
4	Frank Arnold, 1975-83	8	231
5	Roger Reid, 1989-97	8	230
6	G. Ott Romney, 1928-35	7	210

Most Conference Victories

Rk	Name vs. Opponent, Date	Seasons	Games
1	Stan Watts, 1950-72	23	194-112
2	Dave Rose, 2005-14	9	113-33
3	Roger Reid, 1989-97	8	83-37
4	Frank Arnold, 1975-83	8	71-45
5	Ladell Andersen, 1983-89	6	64-32

Highest Conference Winning Percentage*

Rk	Name, Years	Seasons	W-L	Pct.
1	Dave Rose, 2005-14	9	113-33	.774
2	Roger Reid, 1989-97	8	83-37	.692
3	Alvin Twitchell, 1920-25	5	22-10	.688
4	Ladell Andersen, 1983-89	6	64-32	.667
5	Stan Watts, 1950-72	23	194-112	.634

*Minimum 30 Games Coached

Most 20-Win Seasons

Rk	Name vs. Opponent, Date	Seasons	No.
1	Dave Rose, 2005-14	9	9
2	Roger Reid, 1989-97	8	6
3	Stan Watts, 1950-72	23	6
4	G. Ott Romney, 1928-35	7	5
5	Steve Cleveland, 1999-05	8	4

Most Conference Titles

Rk	Name vs. Opponent, Date	Seasons	No.
1	Stan Watts, 1950-72	23	8
2	Dave Rose, 2005-14	8	4
3	Roger Reid, 1989-97	8	3
	G. Ott Romney, 1928-35	7	3
	Frank Arnold, 1975-83	8	3
	Alvin Twitchell, 1920-25	5	3

BYU Head Coaches

Coach	Years	Seasons	Games	Overall W/L	Conference W/L	Home W/L	Away W/L	Neutral W/L	NCAA W/L	NIT W/L	20-wins	25-wins	Conf Titles
W.A. Colton	1902-05	3	27	16-11 (.593)	0-0 (.000)	8-6 (.571)	8-5 (.615)	0-0 (.000)	0-0 (.000)	0-0 (.000)	0	0	0
C.T. Teetzel	1905-08	3	28	22-6 (.786)	0-0 (.000)	14-3 (.824)	8-2 (.800)	0-1 (.000)	0-0 (.000)	0-0 (.000)	0	0	0
Fred Bennion	1908-10	2	22	16-6 (.727)	0-0 (.000)	9-3 (.750)	7-3 (.700)	0-0 (.000)	0-0 (.000)	0-0 (.000)	0	0	0
Henry Rose	1910-11	1	8	8-0 (1.000)	0-0 (.000)	5-0 (1.000)	3-0 (1.000)	0-0 (.000)	0-0 (.000)	0-0 (.000)	0	0	0
E.L. Roberts	1911-20, 26-28	12	137	88-49 (.642)	13-31 (.295)	58-24 (.707)	27-24 (.529)	3-1 (.750)	0-0 (.000)	0-0 (.000)	0	0	0
Alvin Twitchell	1920-25	5	70	50-20 (.714)	22-10 (.688)	38-8 (.826)	12-12 (.500)	0-0 (.000)	0-0 (.000)	0-0 (.000)	0	0	3
G. Ott Romney	1928-35	7	210	139-71 (.662)	51-33 (.607)	74-23 (.763)	62-45 (.579)	3-3 (.500)	0-0 (.000)	0-0 (.000)	5	0	3
Edwin R. Kimball	1935-36, 38-41	4	97	59-38 (.608)	23-25 (.479)	35-11 (.761)	22-24 (.478)	2-3 (.400)	0-0 (.000)	0-0 (.000)	0	0	0
Fred 'Buck' Dixon	1938-38	2	48	25-23 (.521)	9-15 (.375)	15-9 (.625)	9-13 (.409)	1-1 (.500)	0-0 (.000)	0-0 (.000)	0	0	0
Floyd Millet	1941-49	8	181	104-77 (.575)	45-29 (.608)	50-16 (.758)	43-51 (.457)	11-10 (.524)	0-0 (.000)	0-0 (.000)	1	0	2
Stan Watts	1950-72	23	625	371-254 (.594)	194-112 (.634)	223-55 (.802)	111-170 (.395)	37-29 (.561)	4-10 (.286)	6-2 (.750)	6	1	8
Glenn Potter	1972-75	3	78	42-36 (.538)	20-22 (.476)	26-13 (.667)	11-21 (.344)	5-2 (.714)	0-0 (.000)	0-0 (.000)	0	0	0
Frank Arnold	1975-83	8	231	137-94 (.593)	71-45 (.612)	81-28 (.743)	46-57 (.447)	10-9 (.526)	3-3 (.500)	0-1 (.000)	3	0	3
Ladell Andersen	1983-89	6	185	114-71 (.616)	64-32 (.667)	71-21 (.772)	35-40 (.467)	8-10 (.444)	2-3 (.400)	2-1 (.667)	3	1	1
Roger Reid	1989-97	8	230	152-78 (.661)	83-37 (.692)	93-18 (.838)	41-42 (.494)	18-18 (.500)	2-5 (.286)	1-1 (.500)	6	2	3
Tony Ingle	1996-97	1	18	0-18 (.000)	0-16 (.000)	0-9 (.000)	0-9 (.000)	0-0 (.000)	0-0 (.000)	0-0 (.000)	0	0	0
Steve Cleveland	1999-05	8	246	138-108 (.561)	58-54 (.518)	90-26 (.776)	30-66 (.313)	18-16 (.529)	0-3 (.000)	3-2 (.600)	4	0	2
Dave Rose	2005-14	9	310	232-78 (.748)	113-33 (.774)	131-12 (.916)	68-43 (.613)	33-23 (.589)	4-7 (.364)	3-2 (.600)	9	6	4



1. JIMMER FREDETTE • 2007-2011, G, 6-2 • 2,599 CAREER POINTS

YEAR	G	GS	MIN	AVG	FG	FGA	PCT	3FG	FGA	PCT	FT	FTA	PCT	REB	RPG	A	APG	TO	BLK	STL	PTS	PPG
2007-08	35	0	647	18.5	83	204	.407	43	128	.336	35	41	.854	37	1.1	61	1.7	41	3	27	244	7.0
2008-09	33	32	1090	33.0	184	383	.480	52	136	.382	116	137	.847	98	3.0	135	4.1	85	3	50	536	16.2
2009-10	34	33	1059	31.1	225	491	.458	77	175	.440	224	251	.892	105	3.1	159	4.7	93	5	41	571	22.1
2010-11	37	37	1323	35.8	346	765	.452	124	313	.396	252	282	.894	127	3.4	160	4.3	131	1	49	1068	28.9
Totals	139	102	4119	29.6	838	1843	.455	296	752	.394	627	711	.882	367	2.6	515	3.7	350	12	167	2599	18.7

- 2011 Consensus National Player of the Year (Wooden, Naismith, etc.)
- 2011 MWC Player of the Year, three-time first-team All-MWC
- A consensus All-American in 2011
- Led the nation in scoring in 2010-11

2. DANNY AINGE • 1977-81, G, 6-5, 2,467 CAREER POINTS

YEAR	G	GS	MIN	AVG	FG	FGA	PCT	3FG	FGA	PCT	FT	FTA	PCT	REB	RPG	A	APG	TO	BLK	STL	PTS	PPG
1977-78	30	30	1140	38.0	243	473	.514	—	—	—	146	169	.864	173	5.8	158	5.3	104	6	60	632	21.1
1978-79	27	27	922	34.1	206	376	.548	—	—	—	86	112	.768	102	3.8	122	4.5	100	8	46	498	18.4
1979-80	29	29	984	33.9	229	430	.533	—	—	—	97	124	.782	114	3.9	132	4.6	72	3	43	555	19.1
1980-81	32	32	1213	37.9	309	596	.518	—	—	—	164	199	.824	152	4.8	127	4.0	103	4	46	782	24.4
Totals	118	118	4259	36.1	987	1875	.526	—	—	—	493	604	.816	541	4.6	539	4.6	379	21	195	2467	20.9

- Won Eastman and John Wooden Award in his senior season
- Drafted by both Toronto (MLB) and Boston (NBA)
- Scored game winning lay-up in Sweet Sixteen against Notre Dame
- NCAA record, scoring in double figures in 112 consecutive games

3. MICHAEL SMITH • 1983-84, 1986-89, F, 6-10 • 2,319 CAREER POINTS

YEAR	G	GS	MIN	AVG	FG	FGA	PCT	3FG	FGA	PCT	FT	FTA	PCT	REB	RPG	A	APG	TO	BLK	STL	PTS	PPG
1983-84	29	—	734	25.3	99	218	.454	—	—	—	34	45	.756	153	5.3	77	2.7	63	9	12	232	8.0
1986-87	32	24	986	30.8	253	497	.509	34	70	.486	103	114	.904	273	8.5	55	1.7	65	6	13	643	20.1
1987-88	32	32	1078	33.7	248	489	.507	49	113	.434	134	159	.843	248	7.8	100	3.1	101	3	24	679	21.2
1988-89	29	29	1079	37.2	286	545	.525	33	87	.379	160	173	.925	248	8.6	85	2.9	130	4	21	765	26.4
Totals	122	85	3877	31.8	886	1749	.507	116	270	.430	431	491	.878	922	7.6	317	2.6	359	22	70	2319	19.0

- Second-team UPI and third-team AP All-American as a junior
- Grabbed 922 rebounds in his career, the most by any Cougar
- Third-team Basketball Weekly, Sporting News All-America HM as a senior
- Drafted in the first round by the Boston Celtics

4. DEVIN DURRANT • 1978-80, 1982-84, F, 6-7 • 2,285 CAREER POINTS

YEAR	G	GS	MIN	AVG	FG	FGA	PCT	3FG	FGA	PCT	FT	FTA	PCT	REB	RPG	A	APG	TO	BLK	STL	PTS	PPG
1978-79	28	28	795	28.4	142	263	.540	—	—	—	86	122	.705	146	5.2	66	2.4	75	10	20	370	13.2
1979-80	29	29	836	28.8	147	265	.555	—	—	—	93	130	.715	170	5.9	89	3.1	75	5	17	387	13.3
1982-83	29	29	1093	37.7	231	456	.507	—	—	—	200	261	.766	167	5.8	69	2.4	99	18	17	662	22.8
1983-84	31	31	1225	39.5	312	543	.575	—	—	—	242	307	.788	160	5.2	44	1.4	90	17	23	866	27.9
Totals	117	117	3949	33.8	832	1527	.545	—	—	—	621	820	.757	643	5.5	268	2.3	339	50	77	2285	19.5

- AP All-America Second Team, UPI All-America Third Team
- WAC Player of the Year his junior year
- Holds the BYU record for scoring average of 27.9 in his senior season
- Drafted in the second round by the Indiana Pacers

5. TYLER HAWS • 2009-10, 12-14, G, 6-5 • 1,944 CAREER POINTS

YEAR	G	GS	MIN	AVG	FG	FGA	PCT	3FG	FGA	PCT	FT	FTA	PCT	REB	RPG	A	APG	TO	BLK	STL	PTS	PPG
2009-10	35	33	924	26.4	131	263	.498	25	68	.368	110	120	.917	146	4.2	54	1.5	41	5	26	397	11.3
2012-13	36	36	1235	34.3	276	571	.483	43	113	.381	185	211	.877	165	4.6	71	2.0	71	5	45	780	21.7
2013-14	33	33	1143	34.6	252	544	.463	40	99	.404	223	253	.881	126	3.8	49	1.5	63	9	34	767	23.2
Totals	104	102	3302	31.8	659	1378	.478	108	280	.386	518	584	.887	437	4.2	174	1.7	175	19	105	1944	18.7

- Led BYU to the NIT semifinals as a sophomore in 2013
- Honorable Mention AP All-American and WCC Player of the Year in 2014

6. RUSSELL LARSON • 1992-95, F/C, 6-11 • 1,885 CAREER POINTS

YEAR	G	GS	MIN	AVG	FG	FGA	PCT	3FG	FGA	PCT	FT	FTA	PCT	REB	RPG	A	APG	TO	BLK	STL	PTS	PPG
1991-92	32	1	656	20.5	101	187	.540	0	0	.000	115	141	.816	162	5.1	16	0.5	36	41	25	317	9.9
1992-93	33	19	651	19.7	135	214	.631	0	2	.000	88	120	.733	145	4.4	34	1.0	47	41	26	358	10.8
1993-94	32	32	946	29.6	223	403	.553	10	35	.286	181	221	.819	292	9.1	44	1.4	75	40	46	637	19.9
1994-95	32	32	970	30.3	201	384	.523	14	28	.500	157	191	.822	222	6.9	40	1.3	73	44	34	573	17.9
Totals	129	84	3223	25.0	660	1188	.556	24	65	.369	541	673	.804	821	6.4	134	1.0	231	166	131	1885	14.6

- First-team All-WAC by Coaches and Writers
- GTE/CoSida Second Team Academic All-America

7. FRED ROBERTS • 1978-82, F, 6-10 • 1,841 CAREER POINTS

YEAR	G	GS	MIN	AVG	FG	FGA	PCT	3FG	FGA	PCT	FT	FTA	PCT	REB	RPG	A	APG	TO	BLK	STL	PTS	PPG
1978-79	28	28	861	30.8	158	291	.543	—	—	—	83	106	.783	191	6.8	63	2.3	72	23	24	399	14.3
1979-80	29	29	891	30.7	151	257	.588	—	—	—	71	98	.724	177	6.1	72	2.5	75	19	10	373	12.9
1980-81	32	32	1187	37.1	216	373	.579	—	—	—	171	220	.777	255	8.0	110	3.4	104	14	26	603	18.8
1981-82	30	30	1119	37.3	162	338	.479	—	—	—	142	178	.798	215	7.2	96	3.2	109	19	21	466	15.5
Totals	119	119	4058	34.1	687	1259	.546	—	—	—	467	602	.776	838	7.0	341	2.9	360	75	81	1841	15.5

- First-team All-WAC
- Basketball Writers District VII Team

8. JEFF CHATMAN • 1984-88, F, 6-6 • 1,824 CAREER POINTS

YEAR	G	GS	MIN	AVG	FG	FGA	PCT	3FG	FGA	PCT	FT	FTA	PCT	REB	RPG	A	APG	TO	BLK	STL	PTS	PPG
1984-85	26	26	390	15.0	45	85	.529	—	—	—	12	29	.414	106	4.1	7	0.3	21	12	12	102	3.9
1985-86	32	32	1037	32.3	230	422	.545	—	—	—	99	147	.673	165	5.2	26	0.8	41	27	22	559	17.5
1986-87	32	32	1034	32.3	223	437	.510	0	3	.000	94	131	.718	183	5.7	23	0.7	56	40	20	540	16.9
1987-88	32	32	1094	34.2	253	425	.595	0	0	.000	117	170	.688	242	7.6	36	1.1	51	28	28	623	19.5
Totals	122	122	3555	29.1	751	1369	.549	0	3	.000	322	477	.675	696	5.7	92	0.8	169	107	82	1824	15.0

- Honorable Mention All-America by Sporting News his senior season
- Twice selected to the USBWA All-District VII Team

9. MEKELI WESLEY • 1997-01, F, 6-9 • 1,740 CAREER POINTS

YEAR	G	GS	MIN	AVG	FG	FGA	PCT	3FG	FGA	PCT	FT	FTA	PCT	REB	RPG	A	APG	TO	BLK	STL	PTS	PPG
1997-98	30	29	891	29.7	129	313	.412	18	61	.295	130	168	.774	151	5.0	33	1.1	63	21	23	406	13.5
1998-99	19	17	509	26.8	70	168	.417	12	42	.286	57	68	.838	93	4.9	24	1.3	44	9	21	209	11.0
1999-00	33	33	1004	30.4	192	397	.484	29	78	.372	143	193										

10. MARK BIGELOW • 1998-99, 2001-04, G/F, 6-7 • 1,715 CAREER POINTS

YEAR	G	GS	MIN	AVG	FG	FGA	PCT	3FG	FGA	PCT	FT	FTA	PCT	REB	RPG	A	APG	TO	BLK	STL	PTS	PPG
1998-99	28	27	907	32.4	132	301	.439	44	113	.389	111	140	.793	175	6.3	57	2.0	76	13	38	419	15.0
2001-02	30	30	954	31.8	138	317	.435	65	154	.422	106	132	.803	82	2.7	44	1.5	62	11	21	447	14.9
2002-03	32	32	1025	32.0	145	332	.437	63	151	.417	93	112	.830	118	3.7	74	2.3	56	12	33	446	13.9
2003-04	30	30	956	31.9	129	300	.430	41	141	.291	104	129	.806	113	3.8	85	2.8	50	13	24	403	13.4
Totals	120	119	3842	32.0	544	1250	.435	213	559	.381	414	513	.807	488	4.1	260	2.2	244	49	116	1715	14.3

• Earned All-MWC Second Team honors in senior season

11. BRANDON DAVIES • 2009-13, F, 6-9 • 1,680 CAREER POINTS

YEAR	G	GS	MIN	AVG	FG	FGA	PCT	3FG	FGA	PCT	FT	FTA	PCT	REB	RPG	A	APG	TO	BLK	STL	PTS	PPG
2009-10	35	1	474	13.5	69	128	.539	0	1	.000	50	88	.568	104	3.0	9	0.3	47	14	13	188	5.4
2010-11	29	26	721	24.9	115	219	.525	0	0	.000	93	138	.674	180	6.2	43	1.5	44	27	20	323	11.1
2011-12	35	35	1002	28.6	196	380	.516	1	3	.333	139	210	.662	269	7.7	73	2.1	100	47	51	532	15.2
2012-13	36	36	1054	29.3	229	439	.522	5	14	.357	174	255	.682	287	8.0	88	2.4	92	35	48	637	17.7
TOTAL	135	98	3251	24.1	609	1166	.522	6	18	.333	456	691	.660	840	6.2	213	1.6	283	123	132	1680	12.4

• All-MWC Third Team as a sophomore

• All-WCC Team and NABC All-District as a junior and senior

12. KENNETH ROBERTS • 1990-91, 1993-96, F, 6-8, 1,652 CAREER POINTS

YEAR	G	GS	MIN	AVG	FG	FGA	PCT	3FG	FGA	PCT	FT	FTA	PCT	REB	RPG	A	APG	TO	BLK	STL	PTS	PPG
1990-91	34	34	897	26.4	78	158	.494	4	10	.400	50	76	.658	151	4.4	96	2.8	54	14	20	210	6.2
1993-94	32	28	993	31.0	142	246	.577	1	2	.500	124	156	.795	192	6.0	61	1.9	49	21	25	409	12.8
1994-95	32	31	1037	32.4	171	307	.557	2	3	.667	150	179	.838	212	6.6	47	1.5	60	12	30	494	15.4
1995-96	28	28	983	35.1	170	316	.538	12	27	.444	187	230	.813	198	7.1	68	2.4	63	26	29	539	19.3
Totals	126	121	3910	31.0	561	1027	.546	19	42	.452	511	641	.797	753	6.0	272	2.2	226	73	104	1652	13.1

• Twice named All-WAC First Team

• Voted top WAC rebounder

13. LEE CUMMARD • 2006-09, G, 6-7 • 1,569 CAREER POINTS

YEAR	G	GS	MIN	AVG	FG	FGA	PCT	3FG	FGA	PCT	FT	FTA	PCT	REB	RPG	A	APG	TO	BLK	STL	PTS	PPG
2005-06	29	14	430	14.8	50	110	.455	17	43	.395	26	34	.765	68	2.3	45	1.6	31	12	16	143	4.9
2006-07	34	34	990	29.1	114	206	.553	40	92	.435	50	63	.794	191	5.6	93	2.7	49	29	50	318	9.4
2007-08	35	35	1101	31.5	198	348	.569	60	127	.472	96	112	.857	222	6.3	123	3.5	79	35	33	552	15.8
2008-09	33	33	1081	32.8	199	385	.517	36	93	.387	122	140	.871	205	6.2	111	3.4	54	30	30	556	16.8
Totals	131	116	3602	27.5	561	1049	.535	153	355	.431	294	349	.842	686	5.2	372	2.8	213	106	129	1569	12.0

• 2009 All-America Fourth Team by FOXSports.com

• 2009 All-MWC First Team, 2008 MWC Co-Player of the Year

14. JONATHAN TAVERNARI • 2006-10, F, 6-6 • 1,519 CAREER POINTS

YEAR	G	GS	MIN	AVG	FG	FGA	PCT	3FG	FGA	PCT	FT	FTA	PCT	REB	RPG	A	APG	TO	BLK	STL	PTS	PPG
2006-07	28	0	343	12.3	68	143	.476	29	78	.372	16	23	.696	80	2.9	17	0.6	17	8	18	181	6.5
2007-08	35	29	966	27.6	166	420	.395	88	234	.376	39	45	.867	184	5.3	53	1.5	59	16	48	459	13.1
2008-09	33	33	1042	31.6	195	451	.432	85	223	.381	42	55	.764	239	7.2	58	1.8	44	11	49	517	15.7
2009-10	36	7	849	23.6	132	318	.415	63	163	.387	35	43	.814	157	4.4	54	1.5	44	7	50	362	10.1
Totals	132	69	3200	24.2	561	1332	.421	265	698	.380	132	166	.795	660	5.0	182	1.4	164	42	165	1519	11.5

• 2007, 2008, 2009 All-MWC Third Team

• 2007 MWC Freshman of the Year and 2010 MWC Sixth Man of the Year

15. KRESIMIR COSIC • 1970-73, C, 6-11 • 1,513 CAREER POINTS

YEAR	G	GS	MIN	AVG	FG	FGA	PCT	3FG	FGA	PCT	FT	FTA	PCT	REB	RPG	A	APG	TO	BLK	STL	PTS	PPG
1970-71	27	—	—	—	153	317	.483	—	—	—	101	137	.737	341	12.6	—	—	—	—	—	407	15.1
1971-72	26	—	—	—	207	415	.499	—	—	—	167	207	.807	332	12.8	—	—	—	—	—	581	22.3
1972-73	26	—	—	—	206	430	.479	—	—	—	113	140	.807	246	9.5	—	—	—	—	—	525	20.2
Totals	79	—	—	—	566	1162	.487	—	—	—	381	484	.787	919	11.6	—	—	—	—	—	1513	19.2

• Named first-team Converse, Helms and UPI All-America

• Named All-Conference during his sophomore, junior and senior seasons

16. JAY CHEESMAN • 1973-77, F/C, 6-9 • 1,408 CAREER POINTS

YEAR	G	GS	MIN	AVG	FG	FGA	PCT	3FG	FGA	PCT	FT	FTA	PCT	REB	RPG	A	APG	TO	BLK	STL	PTS	PPG
1973-74	25	—	—	—	65	156	.417	—	—	—	29	41	.707	92	3.7	—	—	—	—	—	159	6.4
1974-75	26	—	—	—	151	290	.521	—	—	—	77	115	.670	172	6.6	—	—	—	—	—	379	14.6
1975-76	25	—	750	30.0	172	349	.493	—	—	—	97	129	.752	223	8.9	47	1.9	—	—	—	441	17.6
1976-77	27	—	837	31.0	170	357	.476	—	—	—	89	116	.767	225	8.3	31	1.1	—	—	—	429	15.9
Totals	103	—	1587	15.4	558	1152	.484	—	—	—	292	401	.728	712	6.9	78	0.8	—	—	—	1408	13.7

• First-team All-WAC as a junior, second team as a senior

17. ROLAND MINSON • 1948-51, F, 6-0 • 1,407 CAREER POINTS

YEAR	G	GS	MIN	AVG	FG	FGA	PCT	3FG	FGA	PCT	FT	FTA	PCT	REB	RPG	A	APG	TO	BLK	STL	PTS	PPG
1948-49	35	—	—	—	149	—	—	—	—	—	73	110	.664	—	—	—	—	—	—	—	371	10.6
1949-50	34	—	—	—	173	452	.383	—	—	—	71	127	.559	—	—	—	—	—	—	—	417	12.3
1950-51	37	—	—	—	239	627	.381	—	—	—	141	203	.695	186	5.0	—	—	—	—	—	619	16.7
Totals	106	—	—	—	561	—	—	—	—	—	285	440	.648	186	1.8	—	—	—	—	—	1407	13.3

• MVP in the NIT tourney won by the Cougars in 1951

• Drafted in the first round by the New York Knicks

18. ANDY TOOLSON • 1984-85, 1987-90, F, 6-6 • 1,388 CAREER POINTS

YEAR	G	GS	MIN	AVG	FG	FGA	PCT	3FG	FGA	PCT	FT	FTA	PCT	REB	RPG	A	APG	TO	BLK	STL	PTS	PPG
1984-85	29	—	548	18.9	97	193	.503	—	—	—	53	73	.726	77	2.7	32	1.1	22	3	12	247	8.5
1987-88	32	22	611	19.1	64	149	.430	25	63	.397	39	53	.736	88	2.8	41	1.3	23	3	15	192	6.0
1988-89	26	26	905	34.8	126	265	.475	42	109	.385	105	126	.833	171	6.6	45	1.7	37	8	27	399	15.3
1989-90	30	30	1095	36.5	184	351	.524	74	151	.490	108	141	.766	198	6.6	80	2.7	48	11	30	550	18.3
Totals	117	78	3159	27.0	471	958	.492	141	323	.437	305	393	.776	534	4.6	198	1.7	130	25	84	1388	11.9



19. TRENT PLAISTED • 2004-08, C, 6-11 • 1,372 CAREER POINTS

YEAR	G	GS	MIN	AVG	FG	FGA	PCT	3FG	FGA	PCT	FT	FTA	PCT	REB	RPG	A	APG	TO	BLK	STL	PTS	PPG
*2004-05	5	0	44	8.8	0	3	.000	0	0	.000	3	6	.500	8	1.6	1	0.2	2	0	0	3	0.6
2005-06	29	29	819	28.2	144	276	.522	0	0	.000	106	172	.616	199	6.9	28	1.0	71	27	12	394	13.6
2006-07	34	33	977	28.7	167	306	.546	0	0	.000	96	195	.492	210	6.2	40	1.2	56	46	15	430	12.6
2007-08	35	35	958	27.4	202	373	.542	0	0	.000	141	260	.542	269	7.7	54	1.5	84	34	15	545	15.6
Totals	103	97	2798	27.2	513	958	.535	0	0	.000	346	633	.547	686	6.7	123	1.2	213	107	42	1372	13.3

*received medical redshirt

- 2008 NABC All-District 13 and USBWA All-District VIII
- 2006 Scout.com Freshman All-America Second Team

- 2008 MWC First Team and 2007 MWC Second Team

20. JOE NELSON • 1947-50, F, 6-3 • 1,360 CAREER POINTS

YEAR	G	GS	MIN	AVG	FG	FGA	PCT	3FG	FGA	PCT	FT	FTA	PCT	REB	RPG	A	APG	TO	BLK	STL	PTS	PPG
1947-48	24	—	—	—	131	—	—	—	—	—	106	—	—	—	—	—	—	—	—	—	368	15.3
1948-49	34	—	—	—	204	—	—	—	—	—	121	161	.752	—	—	—	—	—	—	—	529	15.6
1949-50	31	—	—	—	171	528	.324	—	—	—	121	154	.786	—	—	—	—	—	—	—	463	14.9
Totals	89	—	—	—	506	—	—	—	—	—	348	—	—	—	—	—	—	—	—	—	1360	15.3

- Named Helms All-America as a sophomore
- Led BYU in scoring all three years

- Named all-conference all three years at BYU

21. MARTY HAWS • 1986-90, G, 6-2 • 1,337 CAREER POINTS

YEAR	G	GS	MIN	AVG	FG	FGA	PCT	3FG	FGA	PCT	FT	FTA	PCT	REB	RPG	A	APG	TO	BLK	STL	PTS	PPG
1986-87	32	12	490	15.3	39	90	.433	0	7	.000	30	52	.577	29	0.9	99	3.1	42	2	23	108	3.4
1987-88	32	32	883	27.6	98	181	.541	16	32	.500	56	74	.757	61	1.9	131	4.1	64	5	45	268	8.4
1988-89	29	29	1088	37.5	144	307	.469	18	52	.346	99	125	.792	77	2.7	149	5.1	79	2	48	405	14.0
1989-90	30	30	1101	36.7	198	398	.497	19	51	.373	141	179	.788	69	2.3	123	4.1	59	4	66	556	18.5
Totals	123	103	3561	29.0	479	976	.491	53	142	.373	326	430	.758	236	1.9	502	4.1	244	13	182	1337	10.9

- First-team All-WAC selection his senior year

- Led the Cougars in both points and assists his senior season

22. DICK NEMELKA • 1962-66, G, 6-2 • 1,299 CAREER POINTS

YEAR	G	GS	MIN	AVG	FG	FGA	PCT	3FG	FGA	PCT	FT	FTA	PCT	REB	RPG	A	APG	TO	BLK	STL	PTS	PPG
1963-64	25	—	—	—	109	242	.450	—	—	—	51	79	.646	71	2.8	—	—	—	—	—	269	10.8
1964-65	28	—	—	—	170	385	.442	—	—	—	91	127	.717	84	3.0	—	—	—	—	—	431	15.4
1965-66	25	—	—	—	242	463	.523	—	—	—	115	156	.737	119	4.8	—	—	—	—	—	599	24.0
Totals	78	—	—	—	521	1090	.478	—	—	—	257	362	.710	274	3.5	—	—	—	—	—	1299	16.7

- Named All-America by Look and Converse as a senior
- Named Scholastic All-American

- Led the Cougars to the 1966 NIT Championship
- Named first-team All-WAC in senior season

23. ALAN TAYLOR • 1976-80, C, 6-10 • 1,284 CAREER POINTS

YEAR	G	GS	MIN	AVG	FG	FGA	PCT	3FG	FGA	PCT	FT	FTA	PCT	REB	RPG	A	APG	TO	BLK	STL	PTS	PPG
1976-77	24	—	336	14.0	48	90	.533	—	—	—	30	45	.667	90	3.8	4	0.2	—	—	—	126	5.3
1977-78	29	—	957	33.0	170	301	.565	—	—	—	76	127	.598	246	8.5	50	1.7	85	28	10	416	14.3
1978-79	28	—	868	31.0	148	252	.587	—	—	—	84	140	.600	266	9.5	30	1.1	59	39	12	380	13.6
1979-80	29	—	919	31.7	138	231	.597	—	—	—	86	142	.606	317	10.9	31	1.1	56	52	13	362	12.5
Totals	110	—	3080	28.0	504	874	.577	—	—	—	276	454	.608	919	8.4	115	1.0	200	119	35	1284	11.7

- Set a Marriott Center record in his season finale with 23 rebounds
- Second all-time in rebounds at BYU
- Named All-WAC First Team

24. JACKSON EMERY • 2005-06, 2008-11, G, 6-3 • 1,235 CAREER POINTS

YEAR	G	GS	MIN	AVG	FG	FGA	PCT	3FG	FGA	PCT	FT	FTA	PCT	REB	RPG	A	APG	TO	BLK	STL	PTS	PPG
2005-06	28	6	279	10.0	28	70	.400	13	43	.302	10	13	.769	41	1.5	19	0.7	19	7	10	79	2.8
2008-09	33	32	942	28.5	85	177	.480	40	106	.377	48	65	.738	125	3.8	100	3.0	36	10	47	258	7.8
2009-10	35	35	1011	28.9	145	298	.487	85	197	.431	61	82	.744	156	4.5	96	2.7	42	11	91	436	12.5
2010-11	37	32	1202	32.5	151	354	.427	92	255	.361	68	82	.829	131	3.5	97	2.6	35	8	101	462	12.5
TOTAL	133	105	3434	25.8	409	899	.455	230	601	.383	187	242	.773	453	3.4	312	2.3	132	36	249	1235	9.3

- BYU's all-time steals leader (season and career)
- Two-time second-team All-MWC

- Three-time MWC All-Defensive Team and 2011 MWC Defensive Player of the Year

25. DOUG RICHARDS • 1971-74, G, 6-3 • 1,218 CAREER POINTS

YEAR	G	GS	MIN	AVG	FG	FGA	PCT	3FG	FGA	PCT	FT	FTA	PCT	REB	RPG	A	APG	TO	BLK	STL	PTS	PPG
1971-72	26	—	—	—	110	207	.531	—	—	—	58	77	.753	106	4.1	—	—	—	—	—	278	10.7
1972-73	26	—	—	—	165	327	.505	—	—	—	83	113	.735	119	4.6	—	—	—	—	—	413	15.9
1973-74	26	—	—	—	211	448	.471	—	—	—	105	133	.789	159	6.1	—	—	—	—	—	527	20.3
Totals	78	—	—	—	486	982	.495	—	—	—	246	323	.762	384	4.9	—	—	—	—	—	1218	15.6

- Leading scorer his senior season

- Two-time second-team all-conference

26. GARY TROST • 1987-88, 1990-93, C, 6-10 • 1,205 CAREER POINTS

YEAR	G	GS	MIN	AVG	FG	FGA	PCT	3FG	FGA	PCT	FT	FTA	PCT	REB	RPG	A	APG	TO	BLK	STL	PTS	PPG
1987-88	16	0	70	4.4	6	14	.429	0	0	.000	8	12	.667	16	1.0	2	0.1	7	0	3	20	1.3
1990-91	33	0	544	16.5	80	134	.597	2	5	.400	66	91	.725	145	4.4	24	0.7	39	23	18	228	6.9
1991-92	31	31	919	29.6	160	284	.563	2	4	.500	119	185	.643	203	6.5	58	1.9	70	18	14	441	14.2
1992-93	34	34	1034	30.4	174	310	.561	2	7	.286	166	218	.761	236	6.9	102	3.0	67	13	19	516	15.2
Totals	114	65	2567	22.5	420	742	.566	6	16	.375	359	506	.709	600	5.3	186	1.6	183	54	54	1205	10.6

- All-WAC First Team as a junior and senior

- Honorable Mention All-America by the Associated Press his senior season

27. MATT CARLINO • 2011-14, G, 6-2 • 1,201 CAREER POINTS

YEAR	G	GS	MIN	AVG	FG	FGA	PCT	3FG	FGA	PCT	FT	FTA	PCT	REB	RPG	A	APG	TO	BLK	STL	PTS	PPG
2011-12	25	24	692	27.7	110	274	.401	41	124	.331	44	58	.759	75	3.0	115	4.6	75	7	36	305	12.2
2012-13	36	32	1034	28.7	154	377	.408	56	167	.335	51	71	.718	128	3.6	171	4.8	98	2	64	415	11.5
2013-14	35	16	954	27.3	164	426	.385	60	177	.339	93	135	.689	118	3.4	151	4.3	70	5	61	481	13.7
Totals	96	72	2680	27.9	428	1077	.397	157	468	.335	188	264	.712	321	3.3	437	4.6	243	14	161	1201	12.5

- Honorable Mention All-WCC as a freshman and junior

- WCC All-Freshman

28. ELDON BRINLEY • 1927-31 • 1,195 CAREER POINTS**29. NOAH HARTSOCK • 2008-12, F, 6-8 • 1,191 CAREER POINTS**

YEAR	G	GS	MIN	AVG	FG	FGA	PCT	3FG	FGA	PCT	FT	FTA	PCT	REB	RPG	A	APG	TO	BLK	STL	PTS	PPG
2008-09	27	0	304	11.3	25	43	.581	0	0	0.00	16	27	.593	63	2.3	7	0.3	14	15	6	66	2.4
2009-10	36	30	878	24.4	97	175	.554	1	4	250	38	44	.864	184	5.1	42	1.2	21	46	18	233	6.5
2010-11	37	36	1100	29.7	123	247	.498	26	60	433	48	58	.828	220	5.9	59	1.6	35	61	21	320	8.6
2011-12	34	32	1049	30.9	216	382	.565	12	35	343	128	152	.842	171	5.0	50	1.5	53	55	29	572	16.8
Totals	134	98	3331	24.9	461	847	.544	39	99	394	230	281	.819	638	4.8	274	1.2	123	177	74	1191	8.9

- Named All-WCC Team and All-District as a senior

- Tied for second all-time in blocks at BYU

30. JOE RICHEY • 1950-52, F, 6-1 • 1,177 CAREER POINTS

YEAR	G	GS	MIN	AVG	FG	FGA	PCT	3FG	FGA	PCT	FT	FTA	PCT	REB	RPG	A	APG	TO	BLK	STL	PTS	PPG
1950-51	36	—	—	—	126	367	.343	—	—	—	62	109	.569	196	5.4	—	—	—	—	—	314	8.7
1951-52	24	—	—	—	145	411	.353	—	—	—	62	84	.738	167	7.0	—	—	—	—	—	352	14.7
1952-53	29	—	—	—	194	554	.350	—	—	—	123	156	.788	217	7.5	—	—	—	—	—	511	17.6
Totals	89	—	—	—	465	1332	.349	—	—	—	247	349	.708	580	6.5	—	—	—	—	—	1177	13.2

- Led BYU to the NIT Championship in his sophomore season

- First-team All-America by Look and second-team All-America by Colliers

31. RANDY REID • 1992-96, G, 6-2 • 1,170 CAREER POINTS

YEAR	G	GS	MIN	AVG	FG	FGA	PCT	3FG	FGA	PCT	FT	FTA	PCT	REB	RPG	A	APG	TO	BLK	STL	PTS	PPG
1992-93	34	33	923	27.1	59	155	.381	23	65	.354	71	83	.855	76	2.2	141	4.1	89	2	30	212	6.2
1993-94	32	32	876	27.4	125	242	.517	34	100	.340	93	117	.795	68	2.1	87	2.7	52	2	21	377	11.8
1994-95	31	29	966	31.2	76	206	.369	30	91	.330	86	101	.851	82	2.6	88	2.8	41	4	26	268	8.6
1995-96	28	28	907	32.4	99	238	.416	27	99	.273	88	106	.830	61	2.2	142	5.1	50	0	4	313	11.2
Totals	125	122	3672	29.4	359	841	.427	114	355	.321	338	407	.830	287	2.3	458	3.7	232	8	118	1170	9.4

- Selected to be on the GTE/CoSida Academic All-District VIII Team

- Voted to the All-Defensive Team by the coaches

32. KARI LIIMO • 1966-69, F, 6-7 • 1,156 CAREER POINTS

YEAR	G	GS	MIN	AVG	FG	FGA	PCT	3FG	FGA	PCT	FT	FTA	PCT	REB	RPG	A	APG	TO	BLK	STL	PTS	PPG
1966-67	24	—	—	—	117	226	.518	—	—	—	93	116	.802	176	7.3	—	—	—	—	—	327	13.6
1967-68	24	—	—	—	159	333	.477	—	—	—	92	129	.713	231	9.6	—	—	—	—	—	410	17.1
1968-69	28	—	—	—	164	349	.470	—	—	—	91	140	.650	248	8.9	—	—	—	—	—	419	15.0
Totals	76	—	—	—	440	908	.485	—	—	—	276	385	.717	655	8.6	—	—	—	—	—	1156	15.2

- Played on the Finnish Olympic team averaging 29 points per game

33. ELWOOD ROMNEY • 1929-33 • 1,150 CAREER POINTS

- Named to the Helms All-America Team in 1932
- Named to the all-conference team for three years

- BYU's first basketball player to score over 1,100 points during his career
- Played semi-professional ball with the Denver Athletic Club for three years

34. DOUG HOWARD • 1967-70, G, 6-3 • 1,143 CAREER POINTS

YEAR	G	GS	MIN	AVG	FG	FGA	PCT	3FG	FGA	PCT	FT	FTA	PCT	REB	RPG	A	APG	TO	BLK	STL	PTS	PPG
1967-68	25	—	—	—	95	242	.393	—	—	—	51	70	.729	114	4.6	—	—	—	—	—	241	9.6
1968-69	28	—	—	—	158	324	.488	—	—	—	114	140	.814	111	4.0	—	—	—	—	—	430	15.4
1969-70	26	—	—	—	175	399	.439	—	—	—	122	143	.853	136	5.2	—	—	—	—	—	472	18.2
Totals	79	—	—	—	428	965	.444	—	—	—	287	353	.813	361	4.6	—	—	—	—	—	1143	14.5

- Was a two-sport star at BYU (Basketball & Baseball)

35. TRAVIS HANSEN • 2000-03, G/F, 6-6 • 1,137 CAREER POINTS

YEAR	G	GS	MIN	AVG	FG	FGA	PCT	3FG	FGA	PCT	FT	FTA	PCT	REB	RPG	A	APG	TO	BLK	STL	PTS	PPG
2000-01	24	9	398	16.6	49	120	.408	5	17	.294	28	39	.718	73	3.0	27	1.1	17	4	15	131	5.5
2001-02	30	30	933	31.3	148	340	.435	35	83	.422	138	182	.758	187	6.2	46	1.5	68	13	19	469	15.6
2002-03	32	32	1025	32.0	169	383	.441	36	106	.340	163	204	.799	152	4.8	77	2.4	84	20	29	537	16.8
Totals	86	71	2356	27.4	366	843	.434	76	206	.370	329	425	.774	412	4.8	150	1.7	169	37	63	1137	13.2

- 2003 Consensus first-team All-MWC

- 2003 USBWA District VIII First Team

- 2003 MWC Co-Defensive Player of the Year

- BYU earned a 44-1 home record in his three years

36. STEVE SCHREINER • 1988-91, F, 6-7 • 1,128 CAREER POINTS

YEAR	G	GS	MIN	AVG	FG	FGA	PCT	3FG	FGA	PCT	FT	FTA	PCT	REB	RPG	A	APG	TO	BLK	STL	PTS	PPG
1988-89	29	25	719	24.8	131	258	.508	6	21	.286	58	82	.707	136	4.7	18	0.6	34	5	15	326	11.2
1989-90	30	30	867	28.9	135	238	.567	0	1	.000	48	68	.706	157	5.2	29	1.0	58	11	17	318	10.6
1990-91	34	32	1028	30.2	188	340	.553	0	0	0.000	108	160	.675	227	6.7	38	1.1	67	8	15	484	14.2
Totals	93	87	2614	28.1	454	836	.543	6	22	.273	214	310	.690	520	5.6	85	0.9	159	24	47	1128	12.1

- First-team All-WAC as a senior

- Helped Cougars win WAC Tournament and advance to second round at NCAAs

37. MEL HUTCHINS • 1947-51, C, 6-5 • 1,123 CAREER POINTS

YEAR	G	GS	MIN	AVG	FG	FGA	PCT	3FG	FGA	PCT	FT	FTA	PCT	REB	RPG	A	APG	TO	BLK	STL	PTS	PPG
1947-48	24	—	—	—	61	—	—	—	—	—	30	—	—	—	—	—	—	—	—	—	152	6.3
1949-50	34	—	—	—	153	374	.409	—	—	—	94	147	.639	—	—	—	—	—	—	—	400	11.8
1950-51	37	—	—	—	227	575	.395	—	—	—	117	180	.650	471	12.7	—	—	—	—	—	571	15.4
Totals	95	—	—	—	441	—	—	—	—	—	241	—	—	471	5.0	—	—	—	—	—	1123	11.8

- First-team All-American by Look, Converse, Helms, Sporting News

- Led BYU to 1951 NIT Championship

38. JOHN FAIRCHILD • 1963-65, C, 6-8 • 1,109 CAREER POINTS

YEAR	G	GS	MIN	AVG	FG	FGA	PCT	3FG	FGA	PCT	FT	FTA	PCT	REB	RPG	A	APG	TO	BLK	STL	PTS	PPG
1963-64	25	—	—	—	192	425	.452	—	—	—	123	166	.741	330	13.2	—	—	—	—	—	507	20.3
1964-65	28	—	—	—	218	444	.491	—	—	—	166	206	.806	348	12.4	—	—	—	—	—	602	21.5
Totals	53	—	—	—	410	869	.472	—	—	—	289	372	.777	678	12.8	—	—	—	—	—	1109	20.9

- Helms and Look All-American

- Two-time All-WAC First Team honoree and WAC Player of the Year as a senior



38. GARY EARNEST • 1958-61, G, 6-0 • 1,108 CAREER POINTS

YEAR	G	GS	MIN	AVG	FG	FGA	PCT	3FG	FGA	PCT	FT	FTA	PCT	REB	RPG	A	APG	TO	BLK	STL	PTS	PPG
1958-59	26	—	—	—	142	357	.398	—	—	—	76	113	.673	95	3.7	—	—	—	—	—	360	13.8
1959-60	25	—	—	—	119	380	.313	—	—	—	81	102	.794	80	3.2	—	—	—	—	—	319	12.8
1960-61	26	—	—	—	161	377	.427	—	—	—	107	137	.781	60	2.3	—	—	—	—	—	429	16.5
Totals	77	—	—	—	422	1114	.379	—	—	—	264	352	.750	235	3.1	—	—	—	—	—	1108	14.4

• First-team all-conference as a senior

• All-Skyline recognition as a sophomore

39. TERRELL LYDAY • 1999-01, G, 6-3 • 1,105 CAREER POINTS

YEAR	G	GS	MIN	AVG	FG	FGA	PCT	3FG	FGA	PCT	FT	FTA	PCT	REB	RPG	A	APG	TO	BLK	STL	PTS	PPG
1999-00	33	33	1098	33.3	183	405	.452	67	170	.394	132	178	.742	133	4.0	61	1.8	78	12	62	565	17.1
2000-01	33	33	1082	32.8	159	395	.403	60	151	.397	162	197	.822	92	2.8	66	2.0	76	13	37	540	16.4
Totals	66	66	2180	33.0	342	800	.428	127	321	.396	294	375	.784	225	3.4	127	1.9	154	25	99	1105	16.7

• First-team All-MWC and all-tournament as a senior

• MWC Newcomer of the Year as a junior

40. MARK HANDY • 1973-77 • 1,098 CAREER POINTS

YEAR	G	GS	MIN	AVG	FG	FGA	PCT	3FG	FGA	PCT	FT	FTA	PCT	REB	RPG	A	APG	TO	BLK	STL	PTS	PPG
1973-74	26	—	—	—	105	216	.486	—	—	—	45	65	.692	227	8.7	—	—	—	—	—	255	9.8
1974-75	26	—	—	—	119	222	.536	—	—	—	67	97	.691	236	9.1	—	—	—	—	—	305	11.7
1975-76	19	—	595	31.3	105	208	.506	—	—	—	40	56	.714	168	8.8	45	2.4	—	—	—	250	13.2
1976-77	25	—	750	30.0	113	207	.546	—	—	—	62	81	.765	170	6.8	26	1.0	—	—	—	288	11.5
Totals	96	—	1345	14.0	442	853	.518	—	—	—	214	299	.716	801	8.3	71	0.7	—	—	—	1098	11.4

• A four-year starter

41. BRUCE BURTON • 1960-63, F, 6-4 • 1,089 CAREER POINTS

YEAR	G	GS	MIN	AVG	FG	FGA	PCT	3FG	FGA	PCT	FT	FTA	PCT	REB	RPG	A	APG	TO	BLK	STL	PTS	PPG
1960-61	26	—	—	—	122	302	.404	—	—	—	38	72	.528	234	9.0	—	—	—	—	—	282	10.8
1961-62	26	—	—	—	160	363	.441	—	—	—	42	74	.568	271	10.4	—	—	—	—	—	362	13.9
1962-63	26	—	—	—	192	408	.471	—	—	—	61	97	.629	271	10.4	—	—	—	—	—	445	17.1
Totals	78	—	—	—	474	1073	.442	—	—	—	141	243	.580	776	9.9	—	—	—	—	—	1089	14.0

• First-team All-WAC as a senior

42. KEENA YOUNG • 2005-07, F, 6-6 • 1,068 CAREER POINTS

YEAR	G	GS	MIN	AVG	FG	FGA	PCT	3FG	FGA	PCT	FT	FTA	PCT	REB	RPG	A	APG	TO	BLK	STL	PTS	PPG
2004-05	25	15	555	22.2	74	149	.497	0	3	.000	31	51	.608	140	5.6	17	0.7	23	17	15	179	7.2
2005-06	29	14	679	23.4	113	216	.523	0	1	.000	73	94	.777	167	5.8	32	1.1	43	11	18	299	10.3
2006-07	34	34	984	28.9	236	435	.543	0	0	.000	118	147	.803	223	6.6	50	1.5	75	5	15	590	17.4
Totals	88	63	2218	25.2	423	800	.529	0	4	.000	222	292	.760	530	6.0	99	1.1	141	33	48	1068	12.1

• 2007 AP All-America Honorable Mention

• 2007 MWC Player of the Year

43. SCOTT RUNIA • 1976-80, G, 6-1 • 1,051 CAREER POINTS

YEAR	G	GS	MIN	AVG	FG	FGA	PCT	3FG	FGA	PCT	FT	FTA	PCT	REB	RPG	A	APG	TO	BLK	STL	PTS	PPG
1976-77	26	—	572	22.0	61	153	.399	—	—	—	28	37	.757	48	1.8	65	2.5	—	—	—	150	5.8
1977-78	30	—	1080	36.0	150	280	.536	—	—	—	40	50	.800	63	2.1	145	4.8	67	2	35	340	11.3
1978-79	25	—	820	32.8	120	247	.486	—	—	—	50	57	.877	62	2.5	100	4.0	62	2	31	290	11.6
1979-80	29	—	788	27.2	114	248	.460	—	—	—	43	51	.843	38	1.3	95	3.3	56	4	26	271	9.3
Totals	110	—	3260	29.6	445	928	.480	—	—	—	161	195	.826	211	1.9	405	3.7	185	8	92	1051	9.6

• Second-team All-WAC as a junior

44. BERNIE FRYER • 1970-72, G, 6-3 • 1,030 CAREER POINTS

YEAR	G	GS	MIN	AVG	FG	FGA	PCT	3FG	FGA	PCT	FT	FTA	PCT	REB	RPG	A	APG	TO	BLK	STL	PTS	PPG
1970-71	29	—	—	—	196	433	.453	—	—	—	165	222	.743	130	4.5	—	—	—	—	—	557	19.2
1971-72	26	—	—	—	168	353	.476	—	—	—	137	180	.761	82	3.2	—	—	—	—	—	473	18.2
Totals	55	—	—	—	364	786	.463	—	—	—	302	402	.751	212	3.9	—	—	—	—	—	1030	18.7

• First-team All-WAC as a senior

45. DAVE EASTIS • 1958-61, C, 6-5 • 1,015 CAREER POINTS

YEAR	G	GS	MIN	AVG	FG	FGA	PCT	3FG	FGA	PCT	FT	FTA	PCT	REB	RPG	A	APG	TO	BLK	STL	PTS	PPG
1958-59	19	—	—	—	59	137	.431	—	—	—	28	53	.528	109	5.7	—	—	—	—	—	146	7.7
1959-60	24	—	—	—	181	397	.456	—	—	—	121	174	.695	245	10.2	—	—	—	—	—	483	20.1
1960-61	26	—	—	—	132	330	.400	—	—	—	122	158	.772	243	9.3	—	—	—	—	—	386	14.8
Totals	69	—	—	—	372	864	.431	—	—	—	271	385	.704	597	8.7	—	—	—	—	—	1015	14.7

• First-team all-conference as a senior

MARRIOTT CENTER RECORDS

TEAM SINGLE GAME

MOST FIELD GOALS ATTEMPTED

102 North Texas vs. BYU, Dec. 12, 1980

MOST FIELD GOALS MADE

58 Southern Utah vs. South Alabama, Dec. 10, 1994

BEST FIELD-GOAL PERCENTAGE

.744 Georgetown vs. Oregon State, Mar. 19, 1982

MOST 3-POINT FIELD GOALS ATTEMPTED

51 Arizona State vs. BYU, Dec. 1, 1992

MOST 3-POINT FIELD GOALS MADE

16 Arizona State vs. BYU, Dec. 1, 1992

BEST 3-POINT FIELD-GOAL PERCENTAGE

.813 BYU vs. New Mexico, 13/16, Jan. 26, 2008

MOST FREE THROWS ATTEMPTED

52 BYU vs. Weber State, Dec. 12, 1997

MOST FREE THROWS MADE

40 BYU vs. Weber State, Dec. 12, 1997

BEST FREE-THROW PERCENTAGE

1.000 SW Mo. vs. Santa Clara, 15/15, Dec. 14, 1984

.960 UNLV, 24/25, Feb. 5, 2011

.955 BYU vs. New Mexico, 21/22, Feb. 18, 1989

MOST REBOUNDS

76 UCLA vs. Weber State, Mar. 16, 1972

BIGGEST REBOUND MARGIN OVER OPPONENT

38 BYU vs. Morgan State, 59-21, Dec. 28, 1995

MOST PERSONAL FOULS

34 North Texas vs. BYU, Dec. 12, 1980

34 Washington vs. BYU, Dec. 22, 1984

FEWEST PERSONAL FOULS

5 BYU vs. Michigan State, Dec. 16, 1980

ASSISTS

36 Southern Utah vs. South Alabama, Dec. 10, 1994

34 BYU vs. Northeast Louisiana, Jan. 4, 1975

34 BYU vs. Wyoming, Jan. 15, 1977

34 BYU vs. San Diego State, Mar. 1, 1980

POINTS

140 Southern Utah vs. South Alabama, Dec. 10, 1994

POINTS IN FIRST HALF

61 Southern Utah vs. South Alabama, Dec. 10, 1994

POINTS IN SECOND HALF

79 Southern Utah vs. South Alabama, Dec. 10, 1994

LARGEST SCORING MARGIN

68 Southern Utah vs. South Alabama, Dec. 10, 1994

FEWEST POINTS IN A GAME

25 BYU vs. Wyoming, Jan. 23, 1982

FEWEST POINTS IN FIRST HALF

10 Air Force vs. BYU, Feb. 3, 2003

10 Mississippi Valley State, Nov. 23, 2010

FEWEST POINTS IN SECOND HALF

12 BYU vs. Wyoming, Jan 18, 1980

FEWEST FIELD GOALS ATTEMPTED

29 Wyoming vs. BYU, Jan. 23, 1982

FEWEST FIELD GOALS MADE

10 BYU vs. Wyoming, Jan. 23, 1982

10 BYU vs. Southern Utah, Dec. 14, 2000

FEWEST FREE THROWS ATTEMPTED

2 UTEP vs. BYU, Feb. 15, 1973

FEWEST FREE THROWS MADE

1 UTEP vs. BYU, Feb. 15, 1973

1 BYU vs. Niagara, Dec. 11, 1976

MOST TURNOVERS COMMITTED

32 New Mexico vs. BYU, Jan. 30, 1976

MOST BLOCKED SHOTS

15 BYU vs. E. Kentucky, Dec. 7, 1990

MOST STEALS

17 BYU vs. James Madison, Dec. 19, 1990

17 BYU vs. Southern, Nov. 24, 2009

INDIVIDUAL SINGLE GAME

FIELD GOALS ATTEMPTED

36 Michael Brooks, La Salle vs. BYU, Dec. 15, 1979

FIELD GOALS MADE

24 Michael Brooks, La Salle vs. BYU, Dec. 15, 1979

FIELD-GOAL PERCENTAGE (12 ATT)

.917 Scott Runia, BYU vs. Wyo., 11/12, Feb. 11, 1978

.917 Devin Durrant, BYU vs. St. Mary's, 11/12, Dec. 10, '83

3-POINT FIELD GOALS ATTEMPTED

18 Jack Hurd, La Salle vs. BYU, Feb. 15, 1992

3-POINT FIELD GOALS MADE

9 Jay Goodman, Utah St. vs. BYU, Nov. 24, 1990

3-POINT FIELD GOAL PCT. (MIN. 5 ATT)

1.000 Brock Zylstra, BYU vs. Utah, 6/6, Jan. 7, 2012

1.000 Nathan Call, BYU vs. Utah, 6/6, Mar. 3, 1991

1.000 D. Praylow, Wichita St. vs. BYU, 5/5, Jan. 28, 1989

1.000 Paris Bryant, Wyo. vs. BYU, 5/5, Jan. 26, 1991

1.000 Danny Bower, BYU vs. Wyoming, 5/5, Jan. 15, 1998

1.000 Jonathani Tavemari, BYU vs. CSU, 5/5, Feb. 11, 2009

FREE THROWS ATTEMPTED

19 Tirmo Saarelainen, BYU vs. Hawaii, Feb. 1, 1985

FREE THROWS MADE

16 K. Van Horn, Utah vs. BYU, 16/16, Mar. 2, 1996

16 David Rivers, Notre Dame vs. BYU, Jan. 13, 1986

16 Jimmer Fredette, BYU vs. UNLV, Feb. 5, 2011

FREE-THROW PERCENTAGE (12 ATT.)

1.000 Jimmer Fredette, BYU vs. UNLV, 16/16, Feb. 5, 2011

1.000 Keith Van Horn, Utah vs. BYU, 16/16, Mar. 2, 1996

1.000 Andy Toolson, BYU vs. Calif., 14/14, Feb. 14, 1989

1.000 (13/13) – 4 times

1.000 (12/12) – 5 times

REBOUNDS

23 Alan Taylor, BYU vs. San Diego State, Mar. 1, 1980

23 Steve Trumbo, BYU vs. Air Force, Jan. 21, 1982

POINTS SCORED

51 Michael Brooks, La Salle vs. BYU, Dec. 15, 1979

ASSISTS

16 Mike May, BYU vs. Niagara, Dec. 11, 1976

15 Matt Montague, BYU vs. Idaho, Dec. 5, 2001

15 Matt Montague, BYU vs. Wyoming, Feb. 2, 2002

BLOCKED SHOTS

14 Shawn Bradley, BYU vs. East. Kentucky, Dec. 7, 1990

COMBINED TEAM SINGLE GAME

FIELD GOALS ATTEMPTED

175 Utah St. (97) vs. BYU (78), Jan. 22, 1972

175 N. Texas (102) vs. BYU (73), Dec. 12, 1980

FIELD GOALS MADE

91 La Salle (47) vs. BYU (44), Dec. 15, 1979

3-POINT FIELD GOALS ATTEMPTED

63 CS Northridge (38) vs. S. F. Austin (25), Dec. 9, 1995

3-POINT FIELD GOALS MADE

24 MSU-Billings (14) vs. BYU (10), Jan. 11, 2005

23 New Mexico (12) vs. BYU (11), Feb. 1, 2003

23 New Mexico (14) vs. BYU (9), Feb. 21, 2004

23 New Mexico (14) vs. BYU (9), Feb. 14, 2007

FREE THROWS ATTEMPTED

87 BYU (46) vs. Washington (41), Dec. 22, 1984

FREE THROWS MADE

60 BYU (31) vs. Utah State (29), Nov. 24, 1990

REBOUNDS

130 UCLA (76) vs. Weber State (54), Mar. 16, 1972

PERSONAL FOULS

63 Washington (34) vs. BYU (29), Dec. 22, 1984

63 Utah (32) vs. BYU (31), Mar. 2, 1985

PLAYERS DISQUALIFIED

6 BYU (3) vs. Colorado State (3), Mar. 5, 1976


6 BYU (4) vs. Utah State (2), Dec. 27, 1980

POINTS SCORED

233 BYU (121) vs. Utah St. (112), OT, Dec. 19, 1987

TURNOVERS

60 New Mexico (32) vs. BYU (28), Jan. 30, 1976



ALAN TAYLOR
23 REBOUNDS
31/80



POINTS

- 37, Jimmer Fredette vs. Florida (3/18/10)-20T
- 37, Danny Ainge vs. UCLA (3/14/81)
- 34, Jimmer Fredette vs. Gonzaga (3/19/11)
- 32, Jimmer Fredette vs. Florida (3/24/11)-OT
- 32, Jimmer Fredette vs. Wofford (3/17/11)
- 30, Kresimir Cosic vs. Utah State (3/13/71)
- 30, Joe Nelson vs. UCLA (3/25/50)
- 29, Michael Smith vs. NC Charlotte (3/17/88)
- 28, Devin Durrant vs. Kentucky (3/17/84)
- 27, Harry Anderson vs. Idaho St. (3/16/57)
- 27, Kresimir Cosic vs. Long Beach (3/11/72)
- 27, Alan Taylor vs. Clemson (3/8/80)
- 26, Michael Loyd Jr. vs. Florida (3/18/10)-20T
- 26, Gary Trost vs. SMU (3/18/93)
- 25, Jeff Chatman vs. New Orleans (3/12/87)
- 25, Mekeli Wesley vs. Cincinnati (3/15/01)
- 25, Bernie Fryer at Utah State (3/13/71)
- 24, Bob Quinney vs. OCU (3/13/65)
- 24, Steve Kelly vs. UCLA (3/18/71)
- 24, Nick Sanderson vs. Kansas (3/20/93)
- 24, Rafael Araujo vs. Syracuse (3/18/04)
- 24, Keena Young vs. Xavier (3/15/07)
- 24, Doug Richards vs. Long Beach State (3/11/72)
- 23, John Fairchild vs. UCLA (3/12/65)
- 23, Noah Hartsock vs. Iona (3/13/12)
- 23, Michael Smith vs. UAB (3/15/84)
- 23, Devin Durrant vs. New Orleans (3/12/87)
- 21, Jimmer Fredette vs. Kansas State (3/20/10)
- 21, Danny Ainge vs. Princeton (3/12/81)
- 21, Michael Smith vs. Louisville (3/19/88)
- 21, Travis Hansen vs. UConn (3/20/03)
- 20, Russell Larson vs. Tulane (3/16/95)
- 20, Kenneth Roberts vs. Tulane (3/16/95)
- 20, Dick Nemelka vs. Oklahoma City (3/14/65)

FIELD GOALS

- 14, Danny Ainge vs. UCLA (3/14/81)
- 13, Jimmer Fredette vs. Florida (3/18/10)-20T
- 12, Joe Nelson vs. UCLA (3/25/50)
- 11, Devin Durrant vs. Kentucky (3/17/84)
- 11, Jimmer Fredette vs. Florida (3/24/11)-OT
- 11, Jeff Chatman vs. New Orleans (3/12/87)
- 11, Michael Smith vs. NC Charlotte (3/17/88)
- 11, Jimmer Fredette vs. Gonzaga (3/19/11)
- 10, Mel Hutchins vs. San Jose St. (3/21/51)
- 10, Alan Taylor vs. Clemson (3/8/80)
- 10, Bob Quinney vs. OCU (3/13/65)
- 10, Kresimir Cosic vs. Utah State (3/13/71)
- 10, Kenneth Roberts vs. Tulane (3/16/95)
- 10, Keena Young vs. Xavier (3/15/07)
- 10, Jimmer Fredette vs. Wofford (3/17/11)
- 10, Noah Hartsock vs. Iona (3/13/12)

FIELD GOALS ATTEMPTED

- 29, Jimmer Fredette vs. Florida (3/24/11)-OT
- 26, Jimmer Fredette vs. Florida (3/18/10)-20T
- 25, Michael Smith vs. New Orleans (3/12/87)
- 25, Jimmer Fredette vs. Wofford (3/17/11)
- 25, Joe Nelson vs. UCLA (3/25/50)
- 23, Joe Nelson vs. Baylor (3/24/50)
- 23, Roland Minson vs. Washington (3/24/51)
- 23, Mel Hutchins vs. San Jose St. (3/21/51)
- 23, Dick Nemelka vs. OCU (3/13/65)
- 23, Keena Young vs. Xavier (3/15/07)
- 23, Jimmer Fredette vs. Gonzaga (3/19/11)
- 22, Danny Ainge vs. UCLA (3/14/81)
- 22, Mel Hutchins vs. Baylor (3/24/50)
- 21, Joe Richey vs. San Jose St. (3/21/51)
- 21, Steve Kelly vs. Pacific (3/20/71)
- 21, Travis Hansen vs. UConn (3/20/03)
- 20, Kresimir Cosic vs. Long Beach (3/11/72)
- 20, Michael Smith vs. Louisville (3/19/88)

3-POINT FIELD GOALS

- 7, Jimmer Fredette vs. Gonzaga (3/19/11)
- 6, Nick Sanderson vs. Kansas (3/20/93)
- 5, Nick Sanderson vs. Louisiana State (3/19/92)
- 5, Mike Rose vs. Xavier (3/15/07)
- 4, Michael Smith vs. Louisville (3/19/88)
- 4, Luiz Lemes vs. Syracuse (3/18/04)
- 3, Jimmer Fredette vs. Florida (3/24/11)-OT
- 3, Jackson Emery vs. Florida (3/24/11)-OT
- 3, Jackson Emery vs. Kansas State (3/20/10)
- 3, Jimmer Fredette vs. Florida (3/18/10)-20T
- 3, Michael Loyd Jr. vs. Florida (3/18/10)-20T
- 3, Mike Hall vs. Syracuse (3/18/04)
- 3, Mark Bigelow vs. Syracuse (3/18/04)
- 3, Robbie Reid vs. Tulane (3/16/95)
- 3, Trent Whiting vs. Cincinnati (3/15/01)
- 3, Jonathan Tavemari vs. Texas A&M (3/20/08)
- 3, Jonathan Tavemari vs. Texas A&M (3/19/09)
- 3, Jackson Emery vs. Gonzaga (3/19/11)
- 3, Noah Hartsock vs. Gonzaga (3/19/11)

- 3, Craig Cusick vs. Marquette (3/15/12)
- 3, Andy Toolson vs. Louisville (3/19/88)
- 3, Nathan Call vs. LSU (3/19/92)
- 3, Mark Heslop vs. LSU (3/19/92)

3-POINT FIELD GOALS ATTEMPTED

- 15, Nick Sanderson vs. Kansas (3/20/93)
- 15, Jimmer Fredette vs. Florida (3/24/11)-OT
- 13, Nick Sanderson vs. Louisiana State (3/19/92)
- 12, Jimmer Fredette vs. Gonzaga (3/19/11)
- 10, Mark Bigelow vs. Syracuse (3/18/04)

FREE THROWS

- 13, Bernie Fryer vs. Utah State (3/13/71)
- 11, Eric Mika vs. Oregon (3/20/2014)
- 10, Jimmer Fredette vs. Kansas State (3/20/10)
- 10, Jimmer Fredette vs. Wofford (3/17/11)
- 10, Kresimir Cosic vs. Utah St. (3/13/71)
- 10, John Benson vs. Idaho St. (3/16/57)
- 9, Harry Anderson vs. Idaho St. (3/16/57)
- 9, Michael Loyd Jr. vs. Florida (3/18/10)-20T
- 9, Kresimir Cosic vs. Long Beach (3/11/72)
- 9, Danny Ainge vs. UCLA (3/14/81)
- 9, Jim Usevitch vs. Louisville (3/19/88)

FREE THROWS ATTEMPTED

- 16, Eric Mika vs. Oregon (3/20/2014)
- 15, Bernie Fryer vs. Utah State (3/13/71)
- 13, Harry Anderson vs. Idaho St. (3/16/57)
- 12, Kresimir Cosic vs. Utah St. (3/13/71)
- 12, John Benson vs. Idaho St. (3/16/57)
- 12, John Fairchild vs. OCU (3/13/65)
- 12, Jimmer Fredette vs. Wofford (3/17/11)
- 11, Alan Taylor vs. Clemson (3/8/80)
- 11, Jimmer Fredette vs. Kansas State (3/20/10)
- 11, Brandon Davies vs. Marquette (3/15/12)

REBOUNDS

- 23, Kresimir Cosic vs. UCLA (3/18/71)
- 21, John Fairchild vs. OCU (3/13/65)
- 15, Kyle Collinsworth vs. Florida (3/24/11)-OT
- 15, Michael Smith vs. New Orleans (3/12/87)
- 15, Brandon Davies vs. Iona (3/13/12)
- 13, John Fairchild vs. UCLA (3/12/65)
- 13, Paul Ruffner vs. NMSU (3/8/69)
- 13, Kresimir Cosic vs. Pacific (3/20/71)
- 13, Kresimir Cosic vs. Long Beach (3/11/72)
- 13, Brian Ambrozich vs. Long Beach (3/11/72)
- 13, Steve Trumbo vs. UCLA (3/14/81)
- 13, Michael Smith vs. NC Charlotte (3/17/88)
- 13, Brett Applegate vs. UAB (3/15/84)
- 12, Steve Kramer vs. Temple (3/14/66)
- 12, Rafael Araujo vs. Syracuse (3/18/04)
- 12, Brandon Davies vs. Marquette (3/15/12)
- 11, Kresimir Cosic vs. Utah State (3/13/71)
- 11, Michael Smith vs. Louisville (3/19/88)
- 11, Gary Trost vs. Virginia (3/14/91)
- 11, Gary Trost vs. Arizona (3/16/91)
- 11, Kyle Collinsworth vs. Wofford (3/17/11)
- 11, Greg Kite vs. UCLA (3/14/1981)
- 11, Michael Smith vs. Louisville (3/19/1988)
- 11, Jim Miller vs. Pacific (3/20/1971)

ASSISTS

- 9, Luiz Lemes vs. Syracuse (3/18/04)
- 8, Randy Reid vs. SMU (3/18/93)
- 8, Gary Trost vs. Kansas (3/20/93)
- 8, Craig Cusick vs. Iona (3/13/12)
- 7, Steve Craig vs. UCLA (3/14/81)
- 7, Nathan Call vs. Arizona (3/16/91)
- 7, Nathan Call vs. Louisiana State (3/19/92)
- 7, Jimmer Fredette vs. Wofford (3/17/11)
- 6, Fred Roberts vs. Clemson (3/8/80)
- 6, Bernie Fryer vs. UCLA (3/18/71)
- 6, Steve Kelly vs. Pacific (3/20/71)
- 6, Brian Taylor vs. UNC Charlotte (3/17/88)
- 6, Robbie Reid vs. Tulane (3/16/95)
- 6, Lee Cummond vs. Texas A&M (3/19/09)
- 6, Jimmer Fredette vs. Gonzaga (3/19/11)
- 6, Bernie Fryer vs. Long Beach State (3/11/72)

BLOCKED SHOTS

- 10, Shawn Bradley vs. Virginia (3/14/91)
- 4, Greg Kite vs. UCLA (3/14/81)
- 3, Devin Durrant at UAB (3/15/84)
- 2, Brett Applegate at UAB (3/15/84)
- 2, Jim Usevitch at UAB (3/15/84)
- 2, Jeff Chatman vs. Louisville (3/19/88)
- 2, Kenneth Roberts vs. Arizona (3/16/91)
- 2, Steve Schreiner vs. Arizona (3/16/91)
- 2, Shawn Bradley vs. Arizona (3/16/91)
- 2, Jared Miller vs. Arizona (3/16/91)
- 2, Travis Hansen vs. UConn (3/20/03)
- 2, James Anderson vs. Gonzaga (3/19/11)

- 2, Noah Hartsock vs. Iona (3/13/12)
- 2, Brandon Davies vs. Iona (3/13/12)
- 2, Brandon Davies vs. Marquette (3/15/12)
- 2, Nate Austin vs. Marquette (3/15/12)

STEALS

- 5, Robbie Reid vs. Tulane (3/16/95)
- 5, Scott Sinek at UAB (3/15/84)
- 4, Michael Loyd Jr. vs. Florida (3/18/10)-20T
- 4, Nathan Call vs. Louisiana State (3/19/92)
- 4, Jimmer Fredette vs. Texas A&M (3/19/09)
- 4, Kyle Collinsworth vs. Wofford (3/17/11)
- 3, Noah Hartsock vs. Florida (3/24/11)-OT
- 3, Jonathan Tavemari vs. Florida (3/18/10)-20T
- 3, Alan Taylor vs. San Francisco (3/10/79)
- 3, Danny Ainge vs. UCLA (3/14/81)
- 3, Danny Ainge vs. Notre Dame (3/19/81)
- 3, Andy Toolson vs. Clemson (3/15/90)
- 3, Travis Hansen vs. UConn (3/20/03)
- 3, Jackson Emery vs. Gonzaga (3/19/11)
- 3, Kyle Collinsworth vs. Gonzaga (3/19/11)
- 3, Brandon Davies vs. Iona (3/13/12)
- 3, Mark Bigelow vs. UConn (3/20/03)
- 3, Jonathan Tavemari vs. Texas A&M (3/20/09)
- 3, Chris Nikchevich vs. Kentucky (3/17/84)
- 3, Jared Miller vs. LSU (3/19/92)

MINUTES

- 46, Jimmer Fredette vs. Florida (3/18/10)-20T
- 44, Jimmer Fredette vs. Florida (3/24/11)-OT
- 42, Noah Hartsock vs. Florida (3/24/11)-OT
- 42, Michael Smith vs. NC Charlotte (3/17/88)-OT
- 40, 10 players

CAREER NCAA POINTS

Jimmer Fredette – 184

- Danny Ainge – 107
- Noah Hartsock – 96
- Kresimir Cosic – 89
- Michael Smith – 87
- Mel Hutchins – 81
- Bernie Fryer – 75
- Fred Roberts – 75
- Roland Minson – 73
- Gary Trost – 72
- Devin Durrant – 67
- Jim Usevitch – 63
- Jackson Emery – 62
- Jeff Chatman – 61
- Steve Kelly – 58
- Russell Larson – 57
- Nick Sanderson – 52
- Alan Taylor – 43
- Tyler Haws – 43
- Joe Nelson – 43
- Brandon Davies – 42
- Nate Call – 40
- John Benson – 39
- John Fairchild – 39
- Steve Craig – 38
- Jared Miller – 38
- Marty Haws – 37
- Jonathan Tavemari – 37
- Lee Cummond – 36
- Charles Aboud – 33
- Joe Richey – 33
- Phil Tollestrup – 32
- Harry Anderson – 32
- Rafael Araujo – 30
- Mike Gardner – 30
- Jim Miller – 30
- Mark Bigelow – 29
- Steve Kramer – 28
- Bob Quinney – 28
- Michael Loyd Jr. – 28
- Matt Carlino – 28
- Andy Toolson – 27
- Mark Heslop – 26
- Steve Schreiner – 26
- Steve Trumbo – 26
- Mekeli Wesley – 25
- Dick Nemelka – 25
- Kevin Nixon – 24
- Doug Richards – 24
- Kenneth Roberts – 24
- Scott Runia – 24
- Brian Taylor – 24
- Keena Young – 24
- Tyler Haws – 24
- Travis Hansen – 23
- Trent Plaisted – 22
- Russ Hillman – 21
- Greg Kite – 20

POINTS

- 37, Tyler Haws vs. Washington (3/19/13)
- 28, Roland Minson vs. St. Louis (3/12/51)
- 27, Dick Nemelka vs Temple (3/14/66)
- 26, Roland Minson vs. Seton Hall (3/15/51)
- 26, Roland Minson vs. Dayton (3/17/51)
- 26, Brandon Davies vs. Mercer (3/25/13)
- 25, Tyler Haws at Southern Miss (3/27/13)
- 25, Tyler Haws vs. Baylor (4/2/13)
- 24, Tyler Haws vs. Mercer (3/25/13)
- 23, Steve Kramer vs. Army (3/17/66)
- 23, Travis Hansen vs UC Irvine (3/14/02)
- 23, Brock Zylstra at Southern Miss (3/27/13)
- 22, Fred Roberts vs Washington (3/10/82)
- 22, Jeff Congdon vs. Temple (3/14/66)
- 22, Russell Larson vs ASU (3/17/94)
- 22, Brandon Davies vs. Washington (3/19/13)
- 21, Gary Hill vs NYU (3/19/66)
- 21, Craig Raymond vs NYU (3/19/66)
- 20, Tom Gneiting vs SMU (3/13/86)
- 20, Jeff Chatman vs Calif. Irvine (3/18/86)
- 20, Steve Kramer vs. NYU (3/19/66)
- 20, Matt Carlino vs. Washington (3/19/13)
- 19, Terrell Lyday vs Southern Illinois (3/20/00)
- 19, Tom Gneiting vs Calif. Irvine (3/18/86)
- 19, Matt Carlino vs. Baylor (4/2/13)
- 18, Trent Plaisted at Houston (3/15/06)
- 18, Matt Carlino vs. Mercer (3/25/13)

FIELD GOALS

- 15, Tyler Haws vs. Washington (3/19/13)
- 13, Roland Minson vs. St. Louis (3/12/51)
- 11, Roland Minson vs. Seton Hall (3/15/51)
- 11, Roland Minson vs. Dayton (3/17/51)
- 11, Tyler Haws at Southern Miss (3/27/13)
- 10, Dick Nemelka vs Temple (3/14/66)
- 10, Craig Raymond vs NYU (3/19/66)
- 9, Jeff Chatman vs Calif. Irvine (3/18/86)
- 9, Joe Richey vs. Niagara (3/9/53)
- 9, Jeff Congdon vs. Temple (3/14/66)
- 9, Steve Kramer vs. NYU (3/19/66)
- 9, Gary Hill vs. NYU (3/19/66)
- 9, Russell Larson vs ASU (3/17/94)
- 9, Tyler Haws vs. Baylor (4/2/13)
- 8, Travis Hansen vs UC Irvine (3/14/02)
- 8, Terrell Lyday vs Southern Illinois (3/20/00)
- 8, Brandon Davies vs. Washington (3/19/13)
- 8, Brandon Davies vs. Mercer (3/25/13)
- 8, Tyler Haws vs. Mercer (3/25/13)
- 7, Travis Hansen at Memphis (3/20/02)
- 7, Richie Webb vs SMU (3/13/86)
- 7, Jeff Chatman vs Ohio State (3/21/86)
- 7, Richie Webb vs Ohio State (3/21/86)
- 7, Brock Zylstra at Southern Miss (3/27/13)
- 7, Matt Carlino vs. Baylor (4/2/13)

FIELD GOALS ATTEMPTED

- 24, Tyler Haws vs. Washington (3/19/13)
- 22, Tyler Haws at Southern Miss (3/27/13)
- 20, Steve Kramer vs NYU (3/19/66)
- 20, Matt Carlino vs. Baylor (4/2/13)
- 19, Terrell Lyday vs Southern Illinois (3/20/00)
- 18, Dick Nemelka vs Temple (3/14/66)
- 18, Jeff Congdon vs Temple (3/14/66)
- 18, Jeff Chatman vs Calif. Irvine (3/18/86)
- 18, Jeff Chatman vs Ohio State (3/21/86)
- 17, Tyler Haws vs. Mercer (3/25/13)
- 16, Brandon Davies vs. Mercer (3/25/13)
- 16, Travis Hansen vs Memphis (3/20/02)

3-POINT FIELD GOALS

- 5, Terrell Lyday vs Bowling Green (3/15/00)
- 5, Matt Carlino vs. Mercer (3/25/13)
- 5, Brock Zylstra at Southern Miss (3/27/13)
- 5, Matt Carlino vs. Baylor (4/2/13)

- 4, Daniel Bobik at Memphis (3/20/02)
- 4, Matt Carlino vs. Washington (3/19/13)
- 4, Brock Zylstra vs. Mercer (3/25/13)
- 4, Matt Carlino at Southern Miss (3/27/13)
- 3, Mark Bigelow vs UC Irvine (3/14/02)
- 3, Mark Bigelow at Memphis (3/20/02)
- 3, Robbie Reid vs ASU (3/17/94)
- 3, Michael Vranes vs Southern Illinois (3/20/00)

3-POINT FIELD GOALS ATTEMPTED

- 14, Matt Carlino vs. Baylor (4/2/13)
- 11, Terrell Lyday vs Notre Dame (3/22/00)
- 11, Matt Carlino at Southern Miss (3/27/13)
- 10, Matt Carlino vs. Mercer (3/25/13)
- 9, Brock Zylstra at Southern Miss (3/27/13)
- 8, Matt Carlino vs. Washington (3/19/13)
- 8, Brock Zylstra vs. Mercer (3/25/13)
- 7, Robbie Reid vs ASU (3/17/94)
- 6, Robbie Reid vs Fresno State (3/22/94)
- 6, Terrell Lyday vs Bowling Green (3/15/00)
- 6, Terrell Lyday vs Southern Illinois (3/20/00)
- 6, Mark Bigelow vs UC Irvine (3/14/02)

FREE THROWS

- 12, Fred Roberts vs Washington (3/10/82)
- 10, Brandon Davies vs. Mercer (3/25/13)
- 8, Steve Kramer vs Temple (3/14/66)
- 8, Tom Gneiting vs SMU (3/13/86)
- 7, Richie Webb vs Calif. Irvine (3/18/86)
- 7, Steve Kramer vs. Army (3/17/66)

BLOCKED SHOTS

- 4, Greg Kite vs Washington (3/10/82)
- 3, Trent Plaisted at Houston (3/15/06)
- 3, Kenneth Roberts vs ASU (3/17/94)
- 3, Nate Austin vs. Washington (3/19/13)
- 2, Alan Pollard vs SMU (3/13/86)
- 2, Jeff Chatman vs Ohio State (3/21/86)
- 2, Nate Austin vs. Baylor (4/2/13)

FREE THROWS ATTEMPTED

- 12, Fred Roberts vs Washington (3/10/82)
- 11, Dick Nemelka vs Temple (3/14/66)
- 11, Brandon Davies vs. Mercer (3/25/13)
- 10, Jeff Chatman vs SMU (3/13/86)
- 10, Tom Gneiting vs SMU (3/13/86)
- 10, Trent Plaisted at Houston (3/15/06)
- 9, Sherman Crump vs. St. Francis (3/8/54)
- 9, Brandon Davies vs. Baylor (4/2/13)
- 8, Steve Kramer vs. Temple (3/14/66)
- 8, Steve Kramer vs. Army (3/17/66)
- 8, Craig Raymond vs. Army (3/17/66)
- 8, Richie Webb vs Calif. Irvine (3/18/86)
- 8, Bob Capener vs Calif. Irvine (3/18/86)
- 8, Bob Capener vs Ohio State (3/21/86)
- 8, Kenneth Roberts vs ASU (3/17/94)

REBOUNDS

- 18, Craig Raymond vs NYU (3/19/66)
- 16, Steve Kramer vs. NYU (3/19/66)
- 14, Steve Kramer vs. Army (3/17/66)
- 13, Tom Gneiting vs Calif. Irvine (3/18/86)
- 13, Trent Plaisted at Houston (3/15/06)
- 13, Brandon Davies at Southern Miss (3/27/13)
- 12, Steve Kramer vs. Temple (3/14/66)
- 12, Tom Gneiting vs SMU (3/13/86)
- 11, Tom Gneiting vs Ohio State (3/21/86)
- 11, Gary Hill vs. NYU (3/19/66)
- 11, Nate Austin vs. Baylor (4/2/13)
- 10, Steve Trumbo vs. Washington (3/10/82)
- 10, Greg Kite vs. Washington (3/10/82)
- 10, Brandon Davies vs. Mercer (3/25/13)
- 10, Brock Zylstra at Southern Miss (3/27/13)

- 9, Russell Larson vs ASU (3/17/94)
- 9, Robbie Reid vs Fresno State (3/22/94)
- 9, Mekeli Wesley vs Southern Illinois (3/20/00)
- 9, Brandon Davies vs. Washington (3/19/13)
- 8, Nate Austin at Southern Miss (3/27/13)

ASSISTS

- 12, Matt Montague vs UC Irvine (3/14/02)
- 10, Matt Montague vs Southern Illinois (3/20/00)
- 9, Matt Carlino vs. Washington (3/19/13)
- 9, Matt Carlino vs. Mercer (3/25/13)
- 9, Matt Carlino at Southern Miss (3/27/13)
- 8, Richie Webb vs Calif. Irvine (3/18/86)
- 8, Bob Capener vs Calif. Irvine (3/18/86)
- 8, Matt Montague vs Notre Dame (3/22/00)
- 6, Bob Capener vs SMU (3/13/86)
- 6, Robbie Reid vs Fresno State (3/22/94)
- 6, Nathan Cooper vs Bowling Green (3/15/00)
- 5, Steve Kramer vs Temple (3/14/66)
- 5, Gary Hill vs Temple (3/14/66)
- 5, Gary Hill vs NYU (3/19/66)
- 5, Matt Montague at Memphis (3/20/02)
- 5, Travis Hansen at Memphis (3/20/02)
- 5, Rashaun Broadus at Houston (3/15/06)
- 5, Lee Cummar at Houston (3/15/06)
- 5, Michael Vranes vs. Bowling Green (3/15/00)
- 5, Michael Vranes vs. So. Illinois (3/20/00)
- 5, Matt Carlino vs Baylor (4/2/13)

BLOCKED SHOTS

- 4, Greg Kite vs Washington (3/10/82)
- 3, Trent Plaisted at Houston (3/15/06)
- 3, Kenneth Roberts vs ASU (3/17/94)
- 3, Nate Austin vs. Washington (3/19/13)
- 2, Alan Pollard vs SMU (3/13/86)
- 2, Jeff Chatman vs Ohio State (3/21/86)
- 2, Nate Austin vs. Baylor (4/2/13)

STEALS

- 5, Richie Webb vs SMU (3/13/86)
- 4, Mark Bigelow at Memphis (3/20/02)
- 3, Travis Hansen vs UC Irvine (3/14/02)
- 3, Alan Pollard vs Calif. Irvine (3/18/86)
- 3, David Nielsen vs Bowling Green (3/15/00)
- 3, Michael Vranes vs Southern Illinois (3/20/00)

MINUTES

- 40, Steve Trumbo vs Washington (3/10/82)
- 40, Richie Webb vs SMU (3/13/86)
- 40, Tom Gneiting vs SMU (3/13/86)
- 39, Robbie Reid vs Fresno State (3/22/94)
- 39, Matt Carlino at Southern Miss (3/27/13)
- 39, Tyler Haws vs. Baylor (4/2/13)
- 39, Nate Austin vs. Baylor (4/2/13)

CAREER NIT POINTS (1966-2013)

- Tyler Haws – 111
- Roland Minson – 80
- Brandon Davies – 73
- Matt Carlino – 72
- Steve Kramer – 61
- Dick Nemelka – 57
- Joe Richey – 53
- Richie Webb – 52
- Tom Gneiting – 48
- Jeff Chatman – 45
- Brock Zylstra – 43
- Terrell Lyday – 42
- Jeff Congdon – 42
- Travis Hansen – 40
- Mekeli Wesley – 39
- Bob Capener – 38
- Michael Vranes – 37
- Eric Nielsen – 37
- Craig Raymond – 36
- Russell Larson – 35



BYU IN THE NCAA RECORD BOOK

NCAA INDIVIDUAL RECORDS

Place	Category	Stat	Player
3rd	Blocks by Freshman/season	177	Shawn Bradley, 1991
T-2nd	Blocked Shots/single game:	14	Shawn Bradley, vs. E. Kentucky 12/07/90
4th	Blocks Avg. by Freshman/season	5.21	Shawn Bradley, 1991
T-4th	FT Pct by Freshman/season	91.7	Tyler Haws, 2010
8th	Blocked Shots/season	177	Shawn Bradley, 1991
15th	Blocked Shots Avg./season	5.21	Shawn Bradley, 1991

NCAA TEAM RECORDS

Place	Category	Stat	Season/Opponent
3rd	Free-Throw Pct./season	81.5	1989
T-7th	Regular-Season Conf Titles	29	(see media guide page 62)
T-13th	Blocked Shots/game	17	vs. E. Kentucky, 12/07/90
T-13th	All-Time Victories	1690	
T-20th	Blocked Shots/season	246	1991
T-25th	3-Point Pct/Game	81.3	vs. New Mexico, 01/26/08
T-19th	Free-Throw Pct/game	93.8	vs. Weber State, 12/28/00
32nd	All-Time Winning Pct	.622	

NCAA ANNUAL CHAMPIONS

Team Free-Throw Percentage	81.5	1989
	77.3	1995
	78.0	2001
	79.0	2010
Individual Blocked Shot Average	5.21	Shawn Bradley, 1991
Individual Free-Throw Percentage	92.5	Michael Smith, 1989
Points Per Game	28.9	Jimmer Fredette, 2011

SCORING LEADERS

There have been 500-plus players in the history of the NCAA to score at least 2,000 points in their career. Four BYU players – Danny Ainge, Michael Smith, Devin Durrant and Jimmer Fredette – have accomplished the feat. Fredette scored 2,599 points, Ainge 2,467, Smith 2,319 and Durrant 2,285 for the Cougars.

YEARS RANKED/HIGHEST RANKING

AP POLL

Year	Rank
1950-51	11
1953-54	19
1955-56	5
1964-65	9
1965-66	6
1966-67	7
1970-71	20
1971-72	6
1972-73	12
1979-80	12
1980-81	15
1981-82	15
1987-88	3
1992-93	21
2006-07	21
2007-08	20
2008-09	25
2009-10	10
2010-11	3

FINAL REGULAR-SEASON RANKINGS

1951 11th (AP)	10th (UPI)
1954 19th (AP)	
1957 14th (UPI)	
1965 9th (AP)	6th (UPI)
1966 19th (AP)	
1971 20th (AP)	11th (UPI)
1972 8th (AP)	9th (UPI)
1980 12th (AP)	12th (UPI)
1981 16th (AP)	17th (UPI)
1988 19th (AP)	17th (UPI)
2007 24th (AP)	
2010 17th (AP)	22nd (CP)
2011 10th (AP)	13th (CP)



BYU SERIES RECORD AS A RANKED TEAM

vs. Air Force (9-0)
 vs. Alaska (1-0)
 vs. Arizona (4-0)
 vs. Arizona State (2-1)
 vs. Boise State (0-1)
 vs. Baylor (1-0)
 vs. Bradley (0-1)
 vs. Buffalo (1-0)
 vs. Cincinnati (1-0)
 vs. Clemson (0-1)
 vs. Colorado (2-0)
 vs. Colorado State (17-1)
 vs. Cornell (1-0)
 vs. Creighton (2-0)
 vs. CS Fullerton (2-0)
 vs. Dayton (1-0)
 vs. Denver (1-0)
 vs. Detroit (1-0)
 vs. Florida (1-1)
 vs. Florida State (1-0)
 vs. Fresno Pacific (1-0)
 vs. Gonzaga (1-0)
 vs. Hawaii (8-0)
 vs. Illinois (1-1)
 vs. Indiana (0-1)
 vs. Indiana State (2-0)
 vs. Kansas (0-1)
 vs. Kansas State (1-2)
 vs. Lamar (1-0)
 vs. La Salle (1-1)
 vs. Long Beach State (0-3)
 vs. Louisville (0-1)
 vs. Miami (1-0)
 vs. Michigan (0-1)
 vs. Michigan State (1-1)
 vs. New Mexico (10-8)
 vs. New Mexico State (1-0)
 vs. NC-Charlotte (2-0)
 vs. North Carolina State (0-1)
 vs. North Texas (1-0)
 vs. Notre Dame (1-0)
 vs. Oklahoma City (0-1)
 vs. Oklahoma State (2-0)
 vs. Oral Roberts (1-0)
 vs. Oregon (4-1)
 vs. Oregon State (0-5)
 vs. Pacific (0-1)
 vs. Penn State (1-0)
 vs. Pepperdine (1-0)
 vs. Portland (1-0)
 vs. Princeton (1-0)
 vs. Rice (1-0)

vs. Sacramento State (1-0)
 vs. San Diego (1-0)
 vs. San Diego State (6-5)
 vs. San Jose State (1-0)
 vs. Santa Clara (1-1)
 vs. Seattle (0-1)
 vs. Seton Hall (1-0)
 vs. Southern Utah (1-0)
 vs. St. Bonaventure (1-0)
 vs. St. Louis (1-0)
 vs. St. Mary's (2-0)
 vs. St. Joseph's (1-0)
 vs. TCU (6-0)
 vs. Tennessee (0-1)
 vs. Texas A&M (1-0)
 vs. Toledo (1-0)
 vs. Tulsa (2-0)
 vs. UAB (0-1)
 vs. UCLA (1-3)
 vs. UCSB (1-0)
 vs. UNLV (5-4)
 vs. Utah (12-5)
 vs. Utah State (9-0)
 vs. UTEP (10-4)
 vs. Vermont (1-0)
 vs. Virginia (0-1)
 vs. Wake Forest (0-1)
 vs. Washington (1-1)
 vs. Weber State (3-0)
 vs. Wyoming (12-4)
 vs. Xavier (0-1)

BYU RECORD WHEN RANKED ...

No. 1 (0-0)
 No. 2 (0-0)
 No. 3 (3-2)
 No. 4 (0-0)
 No. 5 (0-2)
 No. 6 (4-1)
 No. 7 (11-6)
 No. 8 (12-3)
 No. 9 (5-3)
 No. 10 (9-2)
 No. 11 (9-4)
 No. 12 (10-4)
 No. 13 (5-0)
 No. 14 (8-1)
 No. 15 (13-9)
 No. 16 (7-2)
 No. 17 (8-1)
 No. 18 (17-4)
 No. 19 (16-3)
 No. 20 (10-7)

No. 21 (6-2)
 No. 22 (0-0)
 No. 23 (10-2)
 No. 24 (1-1)
 No. 25 (5-4)

BYU SERIES RECORD VS. RANKED TEAMS

vs. Air Force (2-0)
 vs. Arizona (0-7)
 vs. Arizona State (1-5)
 vs. Baylor (0-1)
 vs. California (0-1)
 vs. Clemson (0-1)
 vs. Connecticut (0-1)
 vs. Dayton (1-0)
 vs. Duke (0-1)
 vs. Florida (0-1)
 vs. Florida State (1-0)
 vs. Georgetown (0-1)
 vs. Gonzaga (2-3)
 vs. Houston (0-2)
 vs. Idaho State (1-0)
 vs. Illinois (1-0)
 vs. Indiana (0-2)
 vs. Iowa (0-1)
 vs. Iowa State (0-1)
 vs. Kansas (1-1)
 vs. Kansas State (1-3)
 vs. Kentucky (0-3)
 vs. La Salle (0-1)
 vs. Long Beach State (0-2)
 vs. Louisiana State (0-1)
 vs. Louisville (1-1)
 vs. Marquette (0-1)
 vs. Michigan (1-1)
 vs. Michigan State (0-2)
 vs. Mississippi State (0-1)
 vs. New Mexico (4-14)
 vs. New Mexico State (0-2)
 vs. New Orleans (0-1)
 vs. North Carolina (0-5)
 vs. North Carolina State (0-3)
 vs. Notre Dame (2-1)
 vs. Ohio State (0-2)
 vs. Oklahoma (1-0)
 vs. Oklahoma City (0-1)
 vs. Oklahoma State (2-0)
 vs. Oregon (0-1)
 vs. Oregon State (0-2)
 vs. Pittsburgh (1-0)
 vs. Saint Mary's (0-1)
 vs. St. John's (0-3)
 vs. St. Joseph's (1-0)

vs. Saint Louis (2-0)
 vs. San Diego State (2-1)
 vs. San Francisco (0-1)
 vs. South Carolina (0-1)
 vs. Stanford (1-0)
 vs. Syracuse (0-1)
 vs. Texas (0-1)
 vs. Tulsa (0-1)
 vs. UCLA (2-4)
 vs. UMass (0-1)
 vs. UNLV (2-2)
 vs. USC (0-1)
 vs. Utah (5-26)
 vs. Utah State (2-2)
 vs. UTEP (5-3)
 vs. Villanova (1-0)
 vs. Virginia (0-1)
 vs. Wake Forest (0-1)
 vs. Washington (1-1)
 vs. Wichita State (0-3)
 vs. Wisconsin (0-1)
 vs. Wyoming (8-1)

BYU RECORD WHEN FACING TEAMS RANKED ...

No. 1 (0-4)
 No. 2 (1-9)
 No. 3 (1-6)
 No. 4 (1-5)
 No. 5 (1-11)
 No. 6 (2-5)
 No. 7 (3-9)
 No. 8 (2-5)
 No. 9 (3-9)
 No. 10 (5-5)
 No. 11 (1-7)
 No. 12 (3-7)
 No. 13 (5-6)
 No. 14 (1-5)
 No. 15 (3-4)
 No. 16 (4-4)
 No. 17 (2-3)
 No. 18 (5-3)
 No. 19 (3-4)
 No. 20 (2-6)
 No. 21 (1-5)
 No. 22 (0-0)
 No. 23 (0-3)
 No. 24 (1-1)
 No. 25 (5-4)

NOTE: Associated Press rankings





BYU ALL-TIME VS. RANKED TEAMS

DATE	OPPONENT	SCORE	WL
1948-49			
1/29/49	at No. 10 Utah	56-55	W
1/31/49	No. 10 Utah	65-45	W
2/18/49	at No. 14 Utah	49-58	L
2/19/49	No. 14 Utah	52-54	L
2/21/49	No. 19 Wyoming	50-48	W
1949-50			
3/3/50	No. 18 Wyoming	55-44	W
3/4/50	No. 18 Wyoming	70-52	W
3/25/50	vs. No. 7 UCLA	83-62	W
1950-51			
1/8/51	at No. 10 Wyoming	61-57	W
1/19/51	No. 13 Wyoming	64-58	W
1/20/51	No. 13 Wyoming	65-38	W
3/12/51	vs. No. 10 St. Louis	75-58	W
3/17/51	vs. No. 13 Dayton	62-43	W
3/23/51	vs. No. 4 Kansas St.	54-64	L
3/24/51	vs. No. 15 Washington	67-80	L
1951-52			
12/28/51	vs. No. 1 Kentucky	64-84	L
3/1/52	at No. 16 Wyoming	49-55	L
1952-53			
12/22/52	No. 17 St. Louis	86-69	W
12/31/52	at No. 9 N.C. State	59-75	L
1953-54			
12/30/53	vs. No. 13 La Salle	62-74	L
1954-55			
2/11/55	No. 5 Utah	76-74	W
2/12/55	at No. 5 Utah	71-78	L
1955-56			
12/21/55	at No. 2 N.C. State	81-95	L
1/21/56	No. 14 Oklahoma City	60-62	L
1956-57			
3/15/57	vs. No. 13 California	59-86	L
3/16/57	vs. No. 16 Idaho St.	65-54	W
1958-59			
12/15/58	No. 3 Kansas St.	77-68	W
1/23/59	No. 20 Utah	56-70	L
1959-60			
12/22/59	No. 3 Ohio St.	79-91	L
1/22/60	at No. 7 Utah	69-76	L
1/29/60	at No. 9 Utah St.	53-84	L
2/13/60	No. 7 Utah St.	64-75	L
2/25/60	No. 5 Utah	75-87	L
1960-61			
12/20/60	No. 20 Kansas	80-70	W
12/27/60	at No. 5 Louisville	67-95	L
1962-63			
12/31/62	at No. 2 Ohio St.	91-97	L
1/11/63	at No. 3 Arizona St.	84-89	L
2/16/63	No. 5 Arizona St.	87-104	L
1963-64			
12/30/63	vs. No. 9 Oregon St.	58-68	L
1964-65			
12/11/64	at No. 2 Wichita St.	76-93	L
12/12/64	at No. 2 Wichita St.	65-81	L
3/13/65	No. 2 UCLA	76-100	L
1965-66			
12/21/65	No. 2 St. Joseph's	103-83	W
1966-67			
12/30/66	at No. 8 St. John's	73-76	L
1/21/67	No. 9 New Mexico	89-73	W
1/28/67	vs. No. 6 UTEP	76-85	L
1967-68			
12/16/67	at No. 2 Houston	69-102	L
1/20/68	at No. 6 New Mexico	69-84	L
2/16/68	No. 5 New Mexico	67-76	L
1968-69			
12/14/68	vs. No. 12 Houston	75-98	L
3/8/69	at No. 12 New Mex. St.	62-74	L
1969-70			
12/11/69	No. 3 New Mexico St.	78-80	L
3/4/70	No. 18 Utah State	73-86	L
1970-71			
12/11/70	at No. 9 So. California	65-101	L
12/19/70	No. 15 Utah St.	111-83	W
12/29/70	vs. No. 11 Villanova	102-93	W
1/23/71	at No. 12 Utah St.	70-72	L
3/13/71	at No. 16 Utah St.	91-82	W
3/18/71	vs. No. 1 UCLA	73-91	L
1971-72			
12/21/71	vs. No. 7 Indiana	50-61	L
3/11/72	vs. No. 5 L. Beach St.	90-95	L
1972-73			
12/7/72	vs. No. 18 Michigan	83-77	W
12/29/72	vs. No. 12 Florida St.	80-77	W
12/30/72	vs. No. 6 L. Beach St.	89-101	L
1973-74			
12/15/73	at No. 15 Kansas St.	85-95	L
12/26/73	vs. No. 7 Indiana	52-96	L
1/5/74	at No. 12 New Mexico	75-84	L
1/25/74	No. 20 Arizona St.	89-71	W
1974-75			
1/10/75	No. 12 Arizona St.	80-110	L
1/11/75	No. 10 Arizona	66-83	L
2/14/75	at No. 19 Arizona	81-97	L
2/15/75	at No. 8 Arizona St.	79-99	L
3/1/75	No. 15 UTEP	65-54	W
1976-77			
12/20/76	at No. 11 N. Carolina	93-113	L
1/22/77	at No. 16 Arizona	85-113	L
2/17/77	No. 17 Arizona	62-64	L
3/5/77	No. 20 Utah	54-67	L
1977-78			
12/28/77	vs. No. 2 N. Carolina	81-94	L
1/26/78	at No. 10 New Mexico	82-95	L
2/25/78	No. 5 New Mexico	66-71	L
3/4/78	at No. 19 Utah	74-81	L
1978-79			
12/2/78	at No. 13 Texas	57-96	L
3/10/79	vs. No. 19 San Fran.	63-86	L
1979-80			
12/28/79	vs. No. 18 Oregon St.	71-86	L
1980-81			
12/19/80	vs. No. 17 Illinois	80-75	W
1/31/81	at No. 9 Utah	56-60	L
3/7/81	No. 9 Utah	95-76	W
3/14/81	vs. No. 10 UCLA	78-55	W
3/19/81	vs. No. 7 Notre Dame	51-50	W
3/21/81	vs. No. 5 Virginia	60-74	L
1981-82			
11/27/81	at No. 2 UCLA	79-75	W
12/5/81	No. 18 UNLV	63-66	L
1982-83			
12/27/82	at No. 7 St. John's	64-75	L
1983-84			
12/17/83	at No. 2 Kentucky	59-93	L
12/28/83	at No. 7 UCLA	73-82	L
2/4/84	at No. 7 UTEP	77-86	L
2/11/84	at No. 3 Georgetown	51-67	L
3/1/84	No. 8 UTEP	83-65	W
3/17/84	vs. No. 3 Kentucky	68-93	L
1984-85			
12/22/84	No. 7 Washington	84-75	W
1/2/85	at No. 19 UTEP	64-69	L
1985-86			
1/13/86	No. 16 Notre Dame	80-76	W
2/15/86	No. 15 UTEP	72-69	W
1986-87			
12/9/86	at No. 4 Iowa	75-86	L
12/23/86	No. 14 Pittsburgh	93-73	W
3/12/87	vs. No. 16 New Orleans	79-83	L
1987-88			
1/15/88	at No. 12 Wyoming	83-67	W
1/21/88	at No. 18 UTEP	81-71	W
2/11/88	No. 18 Wyoming	78-69	W
1989-90			
3/19/90	vs. No. 17 Clemson	47-49	L
1990-91			
12/8/90	No. 17 St. John's	62-67	L
12/27/90	vs. No. 12 S. Carolina	49-52	L
2/16/91	at No. 14 Utah	74-81	L
3/2/91	No. 9 Utah	71-72	L
3/9/91	vs. No. 8 Utah	51-49	W
3/16/91	vs. No. 8 Arizona	61-76	L
1991-92			
12/28/91	vs. No. 11 Michigan	83-86	L
2/1/92	No. 19 UTEP	80-63	W
3/19/92	No. 25 Louisiana St.	83-94	L
1992-93			
12/21/92	vs. No. 9 Oklahoma	76-75	W
12/23/92	vs. No. 1 Duke	66-89	L
2/27/93	at No. 11 Utah	83-89	L
3/20/93	vs. No. 9 Kansas	76-90	L
1993-94			
12/4/93	vs. No. 4 N. Carolina	65-97	L
1994-95			
11/23/94	vs. No. 19 Okla. St.	69-59	W
1995-96			
12/2/95	at No. 8 Mississippi St.	74-79	L
1/2/96	at No. 15 Utah	77-83	L
3/2/96	No. 10 Utah	85-96	L
1996-97			
1/11/97	No. 9 Utah	51-61	L
1/25/97	No. 24 Tulsa	56-72	L
2/3/97	at No. 13 New Mexico	32-74	L

2/6/97	at No. 5 Utah	49-85	L	11/22/04	vs. No. 4 N. Carolina	50-86	L	2/26/11	at No. 6 San Diego St.	80-67	W
2/27/97	No. 11 New Mexico	48-90	L	12/21/04	No. 16 N. Carolina St.	61-72	L	3/12/11	vs. No. 7 San Diego St.	54-72	L
1997-98				1/31/05	No. 25 Utah	58-72	L	3/24/11	vs. No. 15 Florida (OT)	74-83	L
1/10/98	No. 3 Utah	61-71	L	2/26/05	at No. 13 Utah	60-69	L	2011-12			
1/29/98	No. 14 New Mexico	54-72	L	2006-07				11/26/11	No. 11 Wisconsin	56-73	L
2/5/98	at No. 5 Utah	68-83	L	11/15/06	at No. 5 UCLA	69-82	L	12/17/11	vs. No. 6 Baylor	83-86	L
2/26/98	at No. 16 New Mexico	83-62	W	12/9/06	vs. No. 25 Michigan St.	61-76	L	1/28/12	vs. No. 21 Saint Mary's	66-80	L
1998-99				1/27/07	No. 13 Air Force	61-52	W	2/2/12	vs. No. 24 Gonzaga	83-73	W
11/28/98	No. 11 Arizona	74-78	L	2/3/07	No. 25 UNLV	90-63	W	3/15/12	No. 11 Marquette	68-88	L
1/30/99	at No. 12 New Mexico	68-78	L	2/27/07	at No. 25 Air Force	62-58	W	2012-13			
2/6/99	No. 20 Utah	46-71	L	3/10/07	at No. 25 UNLV	70-78	L	11/17/12	vs. No. 20 Notre Dame	68-78	L
2/25/99	No. 21 New Mexico	64-85	W	2007-08				1/24/13	at No. 10 Gonzaga	63-83	L
3/4/99	No. 8 Utah	62-81	L	11/23/07	vs. No. 6 Louisville	78-76	W	2/28/13	No. 2 Gonzaga	65-70	L
1999-00				11/24/07	vs. No. 1 N. Carolina	63-73	L	2013-14			
12/1/99	at No. 4 Arizona	62-86	L	12/8/07	vs. No. 9 Michigan St.	61-68	L	11/20/13	vs. No. 21 Iowa State	88-90	L
2/12/00	at No. 21 Utah	62-77	L	2008-09				11/26/13	vs. No. 12 Wichita St.	62-75	L
2001-02				12/20/08	vs. No. 20 Arizona St.	75-76	L	12/7/13	at No. 21 UMass	96-105	L
12/22/01	No. 13 Stanford	81-76	W	1/3/09	No. 6 Wake Forest	87-94	L	12/21/13	at No. 13 Oregon (OT)	96-100	L
2002-03				2009-10				1/25/14	at No. 21 Gonzaga	69-84	L
2/24/03	at No. 23 Utah	64-71	L	1/23/10	at No. 23 New Mexico	72-76	L	2/20/14	vs. No. 25 Gonzaga	73-65	W
3/20/03	vs. No. 23 Connecticut	53-58	L	2/27/10	No. 10 New Mexico	81-83	L				
2003-04				3/20/10	vs. No. 7 Kansas State	72-84	L				
12/6/03	vs. No. 25 Okla. St.	76-71	W	2010-11							
3/18/04	vs. No. 20 Syracuse	75-80	L	1/5/11	at No. 25 UNLV	89-77	W				
2004-05				1/26/11	No. 4 San Diego St.	71-58	W				

BYU all-time record vs. ranked teams: 55-130

NOTE: Associated Press rankings

BYU AS A RANKED TEAM

Overall Record: 185-68

BYU Record at Home: 99-14 (78-11 in the Marriott Center)

Last Home Win: 3-5-11, No. 3 BYU vs. Wyoming (102-78)

Last Home Loss: 3-2-11, No. 3 BYU vs. New Mexico (64-82)

BYU Record on the Road: 53-32

Last Road Win: 2-26-11, No. 7 BYU at No. 4 San Diego State (80-67)

Last Road Loss: 1-29-11, No. 9 BYU at New Mexico (77-86)

BYU Record at Neutral Sites: 33-22

Last Neutral Site Win: 3-11-11, No. 8 BYU vs. New Mexico (87-76)

Last Neutral Site Loss: 3-24-11, No. 10 BYU vs. No. 15 Florida (74-83 20T)

BYU Record at NCAA Tournament: 8-13

BYU Record under Dave Rose: 57-16

BYU Record in Overtime Games: 2-1

Longest BYU Win Streak: 12 (1980)

Longest Opponent Win Streak: 4 (twice, 1951-54 and 1966-71)

Largest BYU Margin of Victory: 51 (108-57) No. 9 BYU vs. St. Mary's, 12-10-66

Largest Opponent Margin of Victory: 27 (50-77) No. 19 BYU at Bradley, 1-2-54

Most Points Scored by BYU: 128 (128-78) No. 23 BYU vs. Sacramento St., 2-25-93

Most Points Scored by Opponent: 112 (102-112) No. 9 BYU vs. Oklahoma City, 3-14-65

Last 10 (7-3)

3/24/11	vs Florida (OT)	74-83	L
3/19/11	vs Gonzaga	89-67	W
3/17/11	vs Wofford	74-66	W
3/12/11	vs San Diego State	54-72	L
3/11/11	vs New Mexico	87-76	W
3/10/11	vs TCU	64-58	W
3/05/11	Wyoming	102-78	W
3/02/11	New Mexico	64-82	L
2/26/11	at San Diego State	80-67	W
2/23/11	Colorado State	84-76	W

BYU VS. RANKED OPPONENTS

Overall Record: 55-130

BYU Record at Home: 29-37 (16-25 in the Marriott Center)

Last Home Win: 2/20/14 vs. No. 25 Gonzaga (73-65)

Last Home Loss: 11/20/13 vs. No. 21 Iowa State (88-90)

BYU Record on the Road: 10-53

Last Road Win: 2/26/11 at No. 4 San Diego State (80-67)

Last Road Loss: 1/25/14 at No. 21 Gonzaga (69-84)

BYU Record at Neutral Sites: 16-40

Last Neutral Site Win: 11-23-07 vs. No. 6 Louisville (78-76)

Last Neutral Site Loss: 11/26/13 vs. No. 12 Wichita State (62-75)

BYU Record at NCAA Tournament: 5-20

BYU Record under Dave Rose: 9-21

BYU Record in Overtime Games: 0-2

Longest BYU Win Streak: 9 (1949-1951)

Longest Opponent Win Streak: 11 (twice, 1976-1979 and 1995-1998)

Largest BYU Margin of Victory: 28 (111-83) No. 15 Utah State, 12-19-70

Largest Opponent Margin of Victory: 44 (52-96) vs. No. 7 Indiana, 12-26-73

Most Points Scored by BYU: 111 (111-83) vs. No. 15 Utah State, 12-19-70

Most Points Scored by Opponent: 113 twice in 1976-77

Last 10 (1-9)

2/20/14	No. 25 Gonzaga	73-65	W
1/25/14	at No. 21 Gonzaga	69-84	L
12/21/13	at No. 13 Oregon (OT)	96-100	L
12/7/13	at No. 21 UMass	96-105	L
11/26/13	vs. No. 12 Wichita St.	62-75	L
11/20/13	No. 21 Iowa State	88-90	L
2/28/13	No. 2 Gonzaga	65-70	L
1/24/13	No. 10 Gonzaga	63-83	L
11/17/12	vs. No. 20 Notre Dame	68-78	L
3/15/12	No. 11 Marquette	68-88	L

2013-14 SEASON IN REVIEW




HAWS

During the 2013-14 season, BYU basketball won 20 games for the ninth-consecutive year and received an at-large berth to the NCAA tournament as a No. 10 seed.

The Cougars finished 23-12 overall and 13-5 in West Coast Conference play. After finishing second in the WCC and advancing to the WCC tournament final, the Cougars were selected to the NCAA tournament for the seventh time in the past eight years and made their ninth straight trip to the postseason.

Junior guard Tyler Haws led the team in scoring throughout the season. His 23.2 points per game was good for sixth in the nation and also moved him into the top five in career points at BYU. Against Portland, Haws scored 48 points through regulation and three overtime periods. It was the third most points scored in a game in BYU history. Haws was named AP All-America Honorable Mention, the WCC Player of the Year, the All-WCC First Team, WCC All-Tournament, USBWA All-District and NABC All-District First Team.

Kyle Collinsworth returned from a two-year mission for The Church of Jesus Christ of Latter-day Saints in Russia to



COLLINSWORTH

play in 34 games before tearing his ACL in the WCC tournament final against Gonzaga. Collinsworth averaged 14 points per game and was top 100 in the nation in assists (83rd, 4.6), steals (89th, 1.7) and rebounds (86th, 8.1). Collinsworth took over point guard duties halfway through the season and was named to the All-WCC First Team and the WCC All-Tournament Team.

Freshman center Eric Mika began his college career with a record-setting season. Mika grabbed the most offensive rebounds in a season in BYU history. His 11.8 points per game and 6.4 rebounds combined to put him in the top five of seven different freshman season records. Mika was named to the WCC All-Freshman Team.

Matt Carlino averaged 13.7 points, 4.3 assists, 3.4 rebounds and 1.7 steals and was named All-WCC Honorable Mention. He moved into the top 10 in career 3-pointers made and attempts, steals and assists and finished 27th in points.

Nate Austin averaged 7.9 rebounds per game to go with 3.8 points. He grabbed the third most offensive rebounds in a season at BYU and was the only Cougar to start every game.




MIKA

BYU played the fourth toughest non-conference schedule in the country which included games against NCAA tournament teams Weber State, Stanford, Iowa State, Texas, Wichita State, UMass and Oregon. The Cougars won four-consecutive games or more four times this season.

BYU started with a four-game win streak over Weber State, Stanford, Mount St. Mary's and Colorado Mesa. After losing four straight in December, the Cougars rolled off five straight wins against San Diego, Pepperdine, Loyola Marymount, San Francisco and Santa Clara.

Victories over Pacific, Saint Mary's, Santa Clara and San Francisco were followed by a hiccup to Pacific on the road before the Cougars closed out the regular season winning four games, plus two more in the WCC tournament.

Entering the season BYU hadn't played an overtime game since 2011. The Cougars needed extra time on three separate occasions and beat San Francisco in overtime in the WCC tournament.



WINDER



NCAA TOURNAMENT

2013-14 GAME RESULTS

RECORD	OVERALL	HOME	AWAY	NEUTRAL
ALL GAMES	23-12	14-1	5-8	4-3
CONFERENCE	13-5	9-0	4-5	0-0
NON-CONFERENCE	10-7	5-1	1-3	4-3

DATE	OPPONENT	W/L	SCORE	ATTEND
11/08/13	WEBER STATE	W	81-72	15696
~11/11/13	at Stanford	W	112-103	5994
^11/15/13	MOUNT ST. MARY'S	W	108-76	16481
^11/16/13	COLORADO MESA	W	84-60	16018
11/20/13	IOWA STATE	L	88-90	15808
^11/25/13	vs Texas	W	86-82	7682
^11/26/13	vs Wichita State	L	62-75	8324
11/30/13	vs Utah State	W	85-74	18235
12/03/13	NORTH TEXAS	W	97-67	13908
%12/07/13	at UMass	L	96-105	7331
12/11/13	PRAIRIE VIEW A&M	W	100-52	15194
12/14/13	at Utah	L	64-81	13733
12/21/13	at Oregon	L (OT)	96-100	8035
*12/28/13	at Loyola Marymount	L	76-87	2908
*12/30/13	at Pepperdine	L	74-80	2317
*01/04/14	SAN DIEGO	W	87-53	15760
*01/09/14	PEPPERDINE	W	84-72	14012
*01/11/14	LOYOLA MARYMOUNT	W	91-68	15187
*01/16/14	at San Francisco	W	83-76	2137
*01/18/14	at Santa Clara	W	91-81	2560
*01/23/14	at Portland	L (3OT)	110-114	2813
*01/25/14	at GONZAGA	L	69-84	6000
*01/30/14	PACIFIC	W	88-78	14262
*02/01/14	SAINT MARYS	W	84-71	17982
*02/06/14	SANTA CLARA	W	89-76	12518
*02/08/14	SAN FRANCISCO	W	68-63	18327
*02/13/14	at Pacific	L	82-89	4058
*02/15/14	at Saint Mary's	W	60-57	3500
*02/20/14	GONZAGA	W	73-65	19136
*02/22/14	PORTLAND	W	89-72	17842
*03/01/14	at San Diego	W	78-70	3889
+03/08/14	vs Loyola Marymount	W	85-74	7688
+03/10/14	vs San Francisco	W (OT)	79-77	7898
+03/11/14	vs Gonzaga	L	64-75	7898
#03/20/14	vs Oregon	L	68-87	17749

- ~ ESPN Tip-Off Marathon
- ^ College Basketball Experience Hall of Fame Classic
- % Basketball Hall of Fame Showcase
- * Conference game
- + WCC Championships
- # NCAA tournament



AUSTIN



2013-14 TEAM STATISTICS - ALL GAMES

TEAM STATISTICS	BYU	OPP
SCORING	2931	2706
Points per game	83.7	77.3
Scoring margin	+6.4	-
FIELD GOALS-ATT	1012-2186	935-2175
Field goal pct	.463	.430
3 POINT FG-ATT	177-498	259-764
3-point FG pct	.355	.339
3-pt FG made per game	5.1	7.4
FREE THROWS-ATT	730-1055	577-810
Free throw pct	.692	.712
F-Throws made per game	20.9	16.5
REBOUNDS	1432	1253
Rebounds per game	40.9	35.8
Rebounding margin	+5.1	-
ASSISTS	544	515
Assists per game	15.5	14.7
TURNOVERS	395	441
Turnovers per game	11.3	12.6
Turnover margin	+1.3	-
Assist/turnover ratio	1.4	1.2
STEALS	251	213
Steals per game	7.2	6.1
BLOCKS	103	147
Blocks per game	2.9	4.2
ATTENDANCE	238131	140749
Home games-Avg/Game	15-15875	13-5021
Neutral site-Avg/Game	-	7-10782

SCORE BY PERIODS	1st	2nd	OT	OT2	OT3	Total
BYU	1376	1498	38	12	7	2931
Opponents	1299	1344	40	12	11	2706





BYU IN THE 2013-14 WCC AND NCAA STATISTICAL RATING

WCC STATS	ALL	CONFERENCE	INDIVIDUAL	TOP BYU PLAYER - ALL	TOP BYU PLAYER - CONFERENCE
Scoring Offense	1	1	Scoring	Tyler Haws - 1	Tyler Haws - 1
Scoring Defense	10	8	Rebounding	Kyle Collinsworth - 2	Nate Austin - 4
Scoring Margin	2	2	FG Percentage	Eric Mika - 9	Eric Mika - 4
FT Percentage	9	8	Assists	Kyle Collinsworth - 3	Kyle Collinsworth - 4
FG Percentage	3	2	FT Percentage	Tyler Haws - 3	Tyler Haws - 5
FG Percentage Defense	3	5	Steals	Matt Carlino - 2	Kyle Collinsworth - 1
3FG Percentage	9	3	3FG Percentage	Tyler Haws - 13	Tyler Haws - 5
3FG Percentage Defense	3	8	3FG Made/Game	Matt Carlino - 8	Matt Carlino - 4
3-Point FG Made/Game	9	9	Blocked Shots	Nate Austin - 11	Nate Austin - T9
Rebounding Offense	1	1	Assist/TO Ratio	Matt Carlino - 4	Matt Carlino - 1
Rebounding Defense	9	6	Offensive Rebounds	Eric Mika - 3	Kyle Collinsworth - 3
Rebounding Margin	1	1	Defensive Rebounds	Kyle Collinsworth - 3	Nate Austin - 4
Blocked Shots	8	8	Minutes Played	Tyler Haws - 4	Tyler Haws - 5
Assists	1	1	NCAA STATS - INDIVIDUAL	BYU PLAYER - RANK	ACTUAL
Steals	1	2	Assist Turnover Ratio	Matt Carlino - 80	2.16
Turnover Margin	3	2	Assists Per Game	Kyle Collinsworth - 162	1.75
Assist/Turnover Ratio	1	1	Field-Goal Percentage	Kyle Collinsworth - 83	4.6
Offensive Rebounds	1	1	Free-throw Percentage	Matt Carlino - 103	4.3
Defensive Rebounds	1	3	Points Per Game	Kyle Collinsworth - 92	49.7
Defensive Reb Pct	2	5	Rebounds Per Game	Tyler Haws - 157	46.3
Offensive Reb Pct	2	1	Steals Per Game	Tyler Haws - 18	88.1
				Tyler Haws - 6	23.2
				Kyle Collinsworth - 86	8.1
				Nate Austin - 97	7.9
				Matt Carlino - 74	1.74
				Kyle Collinsworth - 89	1.68
NCAA STATS - TEAM	RANK	BYU			
Won-Lost Percentage	68	65.7			
Scoring Offense	3	83.7			
Scoring Defense	322	77.3			
Scoring Margin	55	6.4			
Field-Goal Percentage	68	46.3			
Field-Goal Pct Defense	137	43			
3-Point Field Goals/Game	291	5.1			
3-Point Field-Goal Pct	116	35.5			
3-Point FG Defense	150	33.9			
Free-Throw Percentage	192	69.2			
Rebound Margin	25	5.1			
Assists Per Game	21	15.5			
Assist Turnover Ratio	29	1.38			
Blocked Shots Per Game	245	2.9			
Steals Per Game	56	7.2			
Turnovers Per Game	76	11.3			
Turnover Margin	86	1.3			
Personal Fouls Per Game	226	19.7			



2013-14 BYU/OPPONENT GAME-BY-GAME STATISTICS

Opponent	1st	2nd	Score	Mar	Total FG	FG Pct	3-Pointers	3FG Pct	Free Throws	FT Pct
WEBER STATE	44/33	37/39	81-72	+9	32-72/26-66	.444/.394	3-9/6-18	.333/.333	14-20/14-21	.700/.667
Stanford	54/46	58/57	112-103	+9	38-71/34-74	.535/.459	8-15/9-27	.533/.333	28-43/26-34	.651/.765
MOUNT ST. MARYS	54/34	54/42	108-76	+32	41-68/26-70	.603/.371	8-18/12-40	.444/.300	18-30/12-18	.600/.667
COLORADO MESA	36/28	48/32	84-60	+24	26-62/17-49	.419/.347	1-21/9-23	.048/.391	31-43/17-27	.721/.630
IOWA STATE	47/42	41/48	88-90	(2)	36-84/36-70	.429/.514	4-14/7-24	.286/.292	12-20/11-17	.600/.647
Texas	43/42	43/40	86-82	+4	28-62/28-74	.452/.378	10-12/6-24	.833/.250	20-28/20-31	.714/.645
Wichita State	36/34	26/41	62-75	(13)	18-58/24-68	.310/.353	5-20/6-28	.250/.214	21-30/21-25	.700/.840
Utah State	39/44	46/30	85-74	+11	32-69/31-66	.464/.470	2-12/8-22	.167/.364	19-27/4-6	.704/.667
NORTH TEXAS	42/35	55/32	97-67	+30	38-77/28-79	.494/.354	4-12/6-23	.333/.261	17-24/5-14	.708/.357
UMass	41/52	55/53	96-105	(9)	33-68/35-63	.485/.556	4-13/9-23	.308/.391	26-33/26-31	.788/.839
PRAIRIE VIEW A&M	46/28	54/24	100-52	+48	35-57/19-65	.614/.292	10-14/4-27	.714/.148	20-29/10-14	.690/.714
Utah	29/42	35/39	64-81	(17)	21-64/27-65	.328/.415	5-19/9-29	.263/.310	17-13/18-23	.548/.783
Oregon	47/41	37/43	96-100	(4)	34-72/33-81	.472/.407	6-16/10-32	.357/.313	22-36/24-31	.611/.774
Loyola Marymount	33/48	43/39	76-87	(11)	28-63/29-69	.444/.420	3-10/8-17	.300/.471	17-26/21-27	.654/.778
Pepperdine	28/40	46/40	74-80	(6)	27-67/26-58	.403/.448	1-11/13-24	.091/.542	19-29/15-23	.655/.652
SAN DIEGO	41/23	46/30	87-53	+34	31-58/20-58	.534/.345	8-17/2-17	.471/.118	17-24/11-18	.708/.611
PEPPERDINE	33/30	51/42	84-72	+12	27-58/21-52	.466/.404	7-17/7-23	.412/.304	23-31/23-30	.742/.767
LOYOLA MARYMOUNT	37/38	54/30	91-68	+23	29-57/27-56	.509/.482	3-10/6-16	.300/.375	30-38/8-14	.789/.571
San Francisco	34/37	49/39	83-76	+7	25-53/26-60	.472/.433	5-11/5-10	.455/.500	28-37/19-24	.757/.792
Santa Clara	47/30	44/51	91-81	+10	32-52/27-61	.615/.443	7-11/9-25	.636/.360	20-29/18-22	.690/.818
Portland	40/45	40/35	110-114	(4)	36-80/37-78	.450/.474	9-24/14-23	.375/.609	29-43/26-41	.674/.634
GONZAGA	33/35	36/49	69-84	(15)	26-58/31-54	.448/.574	2-11/10-22	.182/.455	15-21/12-12	.714/1.000
PACIFIC	45/34	43/44	88-78	+10	27-57/25-47	.474/.532	8-18/7-17	.444/.412	26-36/21-26	.722/.808
SAINT MARYS	37/38	47/33	84-71	+13	28-57/22-55	.491/.400	4-10/5-18	.400/.278	24-32/22-32	.750/.688
SANTA CLARA	53/40	36/36	89-76	+13	27-60/27-67	.450/.403	4-10/9-26	.400/.346	31-42/13-19	.738/.684
SAN FRANCISCO	32/29	36/34	68-63	+5	25-60/26-53	.417/.491	4-14/5-14	.286/.567	14-29/6-11	.483/.545
Pacific	38/35	44/54	82-89	(7)	26-59/29-56	.441/.518	7-17/10-21	.412/.476	23-33/21-32	.697/.656
Saint Mary's	25/35	35/22	60-57	+3	24-48/22-53	.500/.415	1-8/4-19	.125/.211	11-19/9-15	.579/.600
GONZAGA	39/39	34/26	73-65	+8	25-57/22-54	.439/.407	4-14/4-18	.286/.222	19-28/17-23	.679/.739
PORTLAND	46/33	43/39	89-72	+17	33-59/26-66	.559/.394	10-20/9-21	.500/.429	13-22/11-19	.591/.579
San Diego	41/33	37/37	78-70	+8	27-52/25-58	.519/.431	9-16/10-26	.563/.385	15-22/10-13	.682/.769
LMU	43/36	42/38	85-74	+11	30-65/23-62	.462/.371	0-12/4-18	.000/.222	25-36/24-30	.694/.800
San Francisco	35/37	29/27	79-77	+2	26-62/28-66	.419/.424	3-10/9-23	.300/.391	24-28/12-19	.857/.632
Gonzaga	27/44	37/31	64-75	(11)	21-59/25-48	.356/.521	3-13/6-13	.231/.462	19-26/19-30	.731/.633
Oregon	31/39	37/48	68-87	(19)	20-61/27-54	.328/.500	5-19/2-13	.263/.154	23-30/31-38	.767/.816

Opponent	Reb.	Mar	Assist	TO	Block	Steal	Fouls
WEBER STATE	46/40	+6	18/9	7/10	5/7	4/3	20/17
Stanford	39/39	-	23/14	11/16	3/4	8/5	24/28
MOUNT ST. MARYS	52/32	+20	26/13	12/10	5/5	7/10	20/28
COLORADO MESA	44/34	+10	14/13	7/20	3/2	12/4	19/28
IOWA STATE	44/46	(2)	15/16	8/13	3/4	8/6	15/20
Texas	40/47	(7)	18/13	16/13	2/9	7/12	23/22
Wichita State	42/46	(4)	7/13	13/11	1/6	5/6	21/23
Utah State	38/39	(1)	18/19	7/16	3/3	10/4	9/17
NORTH TEXAS	60/38	+22	24/13	15/12	5/5	7/8	15/20
UMass	33/29	+4	15/29	11/14	1/6	3/4	24/24
PRAIRIE VIEW A&M	44/31	+13	27/8	15/20	4/2	13/7	13/20
Utah	44/45	(1)	10/18	10/10	6/7	8/7	19/22
Oregon	51/40	+11	15/15	18/10	4/6	5/12	23/22
Loyola Marymount	42/39	+3	14/19	13/7	2/4	4/9	21/20
Pepperdine	42/40	+2	12/14	9/15	6/9	10/3	18/20
SAN DIEGO	45/27	+18	25/11	9/9	1/3	4/2	18/24
PEPPERDINE	40/27	+13	19/11	11/10	2/1	4/6	22/26
LOYOLA MARYMOUNT	38/28	+10	14/13	11/16	5/3	10/8	16/28
San Francisco	29/40	(11)	5/13	10/16	3/4	8/2	23/24
Santa Clara	36/27	+9	22/14	13/9	2/5	4/6	21/26
Portland	48/51	(3)	17/21	14/18	6/6	13/8	27/30
GONZAGA	33/26	+7	8/21	10/7	1/3	2/7	16/17
PACIFIC	35/24	+11	19/13	12/14	3/2	10/5	23/27
SAINT MARYS	38/33	+5	8/8	9/9	4/2	5/4	23/24
SANTA CLARA	50/32	+18	18/12	9/7	3/7	6/6	16/27
SAN FRANCISCO	47/29	+18	15/15	13/13	3/3	6/7	16/25
Pacific	32/41	(9)	14/17	10/14	2/3	8/5	26/27
Saint Mary's	29/36	(7)	14/12	9/14	1/1	7/4	17/19
GONZAGA	41/32	+9	15/12	14/16	4/5	10/9	20/20
PORTLAND	35/41	(6)	21/19	7/13	1/4	9/4	16/19
San Diego	34/29	+5	16/15	17/15	3/1	8/8	15/20
LMU	42/42	-	9/10	9/16	2/4	12/3	21/24
San Francisco	45/35	+10	9/15	13/10	2/4	4/7	21/18
Gonzaga	42/31	+11	6/16	14/10	2/3	6/8	24/22
Oregon	32/37	(5)	14/21	9/8	0/4	4/4	25/22



HALFORD

Note: Game totals are displayed in the format BYU/OPPONENT for each category

2013-14 INDIVIDUAL GAME-BY-GAME (POINTS-REBOUNDS-ASSISTS)

			00	02	03	05	12	13
Opponent	Score	WL	MIKA	CARLINO	HAWES	COLLINSWORTH	SHARP	JOHNSTON
WEBER STATE	81-72	W	7-5-2	22-6-6	28-13-1	11-10-6	0-2-0	DNP
at Stanford	112-103	W	12-4-2	26-5-3	31-8-3	14-7-9	2-1-0	DNP
MOUNT ST. MARYS	108-76	W	20-4-1	10-6-8	DNP	13-10-4	2-5-0	1-1-1
COLORADO MESA	84-60	W	11-3-0	16-5-3	DNP	15-6-6	0-4-0	0-1-0
IOWA STATE	88-90	L	17-9-2	19-4-7	20-3-0	11-9-4	DNP	DNP
vs Texas	86-82	W	15-7-2	20-6-6	25-5-2	13-8-5	DNP	DNP
vs Wichita State	62-75	L	10-1-1	21-6-2	17-3-1	6-9-3	0-0-0	DNP
vs Utah State	85-74	W	15-9-1	18-4-2	21-2-3	7-13-8	DNP	DNP
NORTH TEXAS	97-67	W	17-11-0	5-10-11	23-4-1	17-5-6	0-5-0	0-0-0
at UMass	96-105	L	18-8-0	23-3-6	25-3-1	14-7-3	0-1-0	DNP
PRAIRIE VIEW A&M	100-52	W	15-6-1	7-1-7	19-5-1	19-6-3	4-2-0	3-1-0
at Utah	64-81	L	12-10-2	7-4-0	14-6-1	12-9-4	4-3-1	DNP
at Oregon	96-100	LOT	13-8-1	15-11-4	32-2-0	15-5-8	0-3-0	DNP
at Loyola Marymount	76-87	L	17-7-1	13-2-1	11-6-1	18-8-3	0-1-0	DNP
at Pepperdine	74-80	L	10-7-0	4-1-2	20-6-1	11-13-7	4-6-0	DNP
SAN DIEGO	87-53	W	13-3-2	6-2-4	17-3-2	12-7-8	1-2-3	0-0-0
PEPPERDINE	84-72	W	DNP	10-3-6	35-1-0	15-10-9	0-5-1	DNP
LOYOLA MARYMOUNT	91-68	W	DNP	18-3-4	31-4-1	20-9-5	10-4-1	0-0-0
at San Francisco	83-76	W	11-4-0	17-3-1	15-0-1	19-4-0	3-5-1	DNP
at Santa Clara	91-81	W	10-6-2	15-2-9	16-1-3	18-7-4	4-6-0	DNP
at Portland	110-114	LOT	4-4-1	25-2-9	48-3-0	12-12-4	1-3-0	DNP
at GONZAGA	69-84	L	12-9-1	2-2-1	23-1-1	13-7-4	2-4-0	DNP
PACIFIC	88-78	W	20-8-3	3-1-6	38-2-1	10-6-5	0-7-2	0-0-0
SAINT MARYS	84-71	W	5-7-0	7-3-2	33-7-1	20-9-2	0-0-0	DNP
SANTA CLARA	89-76	W	15-10-0	5-2-2	27-5-2	18-3-4	0-1-0	DNP
SAN FRANCISCO	68-63	W	13-13-0	11-1-9	19-1-1	19-8-4	0-0-0	DNP
at Pacific	82-89	L	4-3-1	28-3-4	20-2-0	10-7-5	0-0-0	DNP
at Saint Mary's	60-57	W	5-0-0	4-0-4	18-2-4	14-6-3	4-0-0	DNP
GONZAGA	73-65	W	13-8-0	15-4-6	12-5-2	8-5-5	0-1-0	DNP
PORTLAND	89-72	W	8-3-0	30-3-1	15-2-5	7-11-7	4-0-1	0-0-0
at San Diego	78-70	W	6-3-2	14-4-6	25-2-3	10-5-3	0-1-0	DNP
vs LMU	85-74	W	7-4-0	11-1-1	22-6-2	23-16-2	0-1-0	DNP
vs San Francisco	79-77	WOT	11-10-2	11-2-1	24-4-2	18-12-2	0-1-1	DNP
vs Gonzaga	64-75	L	8-10-1	8-1-2	24-5-1	13-6-1	0-0-0	DNP
vs Oregon	68-87	L	15-7-1	15-2-5	19-4-1	DNP	0-3-3	0-0-0

			20	23	24	33	41	45
Opponent	Score	WL	WINDER	HALFORD	BARTLEY	AUSTIN	WORTHINGTON	PINGREE
WEBER STATE	81-72	W	5-0-1	2-0-0	2-0-0	2-8-2	2-1-0	DNP
at Stanford	112-103	W	10-2-5	2-1-0	3-1-0	12-8-1	0-0-0	DNP
MOUNT ST. MARYS	108-76	W	22-3-6	15-1-1	16-7-1	5-9-3	4-1-1	0-1-0
COLORADO MESA	84-60	W	14-5-1	12-2-1	10-3-1	4-12-2	2-0-0	0-0-0
IOWA STATE	88-90	L	6-3-2	5-0-0	4-1-0	6-13-0	0-0-0	DNP
vs Texas	86-82	W	0-1-1	0-0-0	11-4-2	2-4-0	0-1-0	DNP
vs Wichita State	62-75	L	0-0-0	1-0-0	7-3-0	0-12-0	0-1-0	DNP
vs Utah State	85-74	W	0-0-1	8-1-1	14-5-1	2-3-1	DNP	DNP
NORTH TEXAS	97-67	W	4-2-2	16-2-1	3-3-1	10-13-2	2-2-0	0-0-0
at UMass	96-105	L	0-1-0	2-1-2	14-2-1	0-5-2	0-0-0	DNP
PRAIRIE VIEW A&M	100-52	W	11-3-1	7-0-3	5-4-6	8-11-4	2-1-1	0-0-0
at Utah	64-81	L	7-1-1	6-0-0	0-3-1	2-3-0	0-0-0	DNP
at Oregon	96-100	LOT	0-0-0	12-2-0	5-4-0	4-12-2	DNP	DNP
at Loyola Marymount	76-87	L	4-0-2	5-1-0	6-7-4	2-5-2	0-1-0	DNP
at Pepperdine	74-80	L	5-0-0	11-2-1	5-2-1	4-5-0	0-0-0	DNP
SAN DIEGO	87-53	W	8-1-0	28-2-3	0-2-0	2-7-2	0-1-1	DNP
PEPPERDINE	84-72	W	0-2-2	18-6-1	0-0-0	6-9-0	0-1-0	DNP
LOYOLA MARYMOUNT	91-68	W	6-3-1	2-3-1	0-0-0	2-9-1	2-1-0	0-0-0
at San Francisco	83-76	W	0-1-0	18-3-1	0-0-1	0-8-0	DNP	DNP
at Santa Clara	91-81	W	16-3-1	10-1-1	0-0-0	2-7-2	DNP	DNP
at Portland	110-114	LOT	0-0-2	13-4-1	DNP	7-15-0	0-0-0	DNP
at GONZAGA	69-84	L	7-0-0	2-2-1	2-1-0	6-4-0	0-0-0	DNP
PACIFIC	88-78	W	0-1-0	10-0-1	0-0-0	7-8-1	0-0-0	DNP
SAINT MARYS	84-71	W	7-0-0	4-1-0	2-3-1	6-5-2	0-0-0	DNP
SANTA CLARA	89-76	W	1-6-3	12-6-4	2-2-2	2-8-1	7-2-0	DNP
SAN FRANCISCO	68-63	W	0-0-0	2-1-1	0-0-0	4-16-0	0-3-0	DNP
at Pacific	82-89	L	3-2-1	14-0-2	1-1-1	2-7-0	0-3-0	DNP
at Saint Mary's	60-57	W	7-3-2	2-1-1	0-0-0	5-11-0	1-4-0	DNP
GONZAGA	73-65	W	17-3-1	4-3-1	0-1-0	2-3-0	2-2-0	DNP
PORTLAND	89-72	W	19-1-1	0-1-3	0-2-1	1-7-1	5-0-1	0-0-0
at San Diego	78-70	W	11-3-1	3-0-0	0-0-0	9-10-1	0-1-0	DNP
vs LMU	85-74	W	16-2-3	0-0-1	1-2-0	2-7-0	3-0-0	DNP
vs San Francisco	79-77	WOT	15-5-1	0-0-0	0-1-0	0-4-0	0-0-0	DNP
vs Gonzaga	64-75	L	0-3-1	0-2-0	9-4-0	2-5-0	0-1-0	DNP
vs Oregon	68-87	L	7-2-2	0-1-2	10-4-0	2-5-0	0-2-0	0-0-0



INDIVIDUAL STATISTICS - ALL GAMES

RECORD	OVERALL	HOME	AWAY	NEUTRAL
ALL GAMES	23-12	14-1	5-8	4-3
CONFERENCE	13-5	9-0	4-5	0-0
NON-CONFERENCE	10-7	5-1	1-3	4-3

##	Player	GP	GS	Min	Avg	TOTAL			3-PTS		F-THROW			REBOUNDS			Tot	Avg
						FG	FGA	Pct	3FG	FGA	Pct	FT	FTA	Pct	Off	Def		
3	HAWS, Tyler	33	33	1143	34.6	252	544	.463	40	99	.404	223	253	.881	33	93	126	3.8
5	COLLINSWORTH, Kyle	34	34	1136	33.4	175	352	.497	8	22	.364	117	203	.576	85	190	275	8.1
2	CARLINO, Matt	35	16	954	27.3	164	426	.385	60	177	.339	93	135	.689	19	99	118	3.4
0	MIKA, Eric	33	29	844	25.6	139	264	.527	0	0	.000	111	180	.617	93	118	211	6.4
23	HALFORD, Skyler	35	13	528	15.1	84	195	.431	29	93	.312	49	58	.845	6	44	50	1.4
20	WINDER, Anson	35	9	586	16.7	76	141	.539	25	62	.403	51	69	.739	6	56	62	1.8
24	BARTLEY IV, Frank	34	0	370	10.9	44	119	.370	12	36	.333	32	62	.516	21	51	72	2.1
33	AUSTIN, Nate	35	35	934	26.7	48	88	.545	2	4	.500	34	52	.654	90	188	278	7.9
12	SHARP, Josh	32	3	352	11.0	17	27	.630	0	2	.000	11	19	.579	26	51	77	2.4
41	WORTHINGTON, Luke	31	3	251	8.1	12	26	.462	0	0	.000	8	20	.400	13	16	29	0.9
13	JOHNSTON, Andrew	9	0	17	1.9	1	3	.333	1	3	.333	1	4	.250	0	3	3	0.3
45	PINGREE, Graham	7	0	10	1.4	0	1	.000	0	0	.000	0	0	.000	0	1	1	0.1
TM	TEAM														71	59	130	3.7
	Total	35				1012	2186	.463	177	498	0.355	730	1055	0.692	463	969	1432	40.9
	Opponents	35				935	2175	.430	259	764	0.339	577	810	0.712	382	871	1253	35.8

CONTINUED :

##	Player	PF	FO	A	TO	Blk	Stl	Pts	Avg
3	HAWS, Tyler	75	1	49	63	9	34	767	23.2
5	COLLINSWORTH, Kyle	82	1	156	89	15	57	475	14.0
2	CARLINO, Matt	63	2	151	70	5	61	481	13.7
00	MIKA, Eric	107	4	32	49	24	15	389	11.8
23	HALFORD, Skyler	49	0	35	29	1	15	246	7.0
20	WINDER, Anson	55	0	45	19	2	20	228	6.5
24	BARTLEY IV, Frank	26	0	25	15	6	13	132	3.9
33	AUSTIN, Nate	119	6	32	38	31	26	132	3.8
12	SHARP, Josh	52	0	14	6	8	5	45	1.4
41	WORTHINGTON, Luke	56	2	4	14	2	4	32	1.0
13	JOHNSTON, Andrew	2	0	1	2	0	1	4	0.4
45	PINGREE, Graham	4	0	0	0	0	0	0	0.0
TM	TEAM	0			1			0	
	Total	690	16	544	395	103	251	2931	83.7
	Opponents	800	17	515	441	147	213	2706	77.3



INDIVIDUAL STATS - WCC GAMES

RECORD	OVERALL	HOME	AWAY	NEUTRAL
CONFERENCE	13-5	9-0	4-5	0-0

##	Player	GP	GS	Min	Avg	TOTAL			3-PTS			F-THROW			REBOUNDS			
						FG	FGA	Pct	3FG	FGA	Pct	FT	FTA	Pct	Off	Def	Tot	Avg
3	HAWS, Tyler	18	18	617	34.3	143	298	.480	23	50	.460	114	131	.870	13	40	53	2.9
5	COLLINSWORTH, Kyle	18	18	583	32.4	93	181	.514	3	8	.375	65	112	.580	51	86	137	7.6
2	CARLINO, Matt	18	2	450	25.0	73	172	.424	39	92	.424	42	61	.689	6	35	41	2.3
00	MIKA, Eric	16	13	396	24.8	58	108	.537	0	0	.000	50	81	.617	36	59	95	5.9
23	HALFORD, Skyler	18	13	346	19.2	52	130	.400	19	64	.297	35	40	.875	5	32	37	2.1
20	WINDER, Anson	18	3	280	15.6	35	63	.556	12	27	.444	29	41	.707	3	26	29	1.6
33	AUSTIN, Nate	18	18	505	28.1	24	42	.571	0	0	.000	21	32	.656	50	94	144	8.0
12	SHARP, Josh	18	3	244	13.6	12	17	.706	0	1	.000	9	16	.563	15	31	46	2.6
41	WORTHINGTON, Luke	16	2	147	9.2	5	10	.500	0	0	.000	7	12	.583	11	8	19	1.2
24	BARTLEY IV, Frank	17	0	99	5.8	8	33	.242	0	7	.000	2	13	.154	8	13	21	1.2
13	JOHNSTON, Andrew	4	0	6	1.5	0	0	.000	0	0	.000	0	2	.000	0	0	0	0.0
45	PINGREE, Graham	2	0	2	1.0	0	1	.000	0	0	.000	0	0	.000	0	0	0	0.0
TM	TEAM														38	34	72	4.0
	Total	18				503	1055	.477	96	249	.386	374	541	.691	236	458	694	38.6
	Opponents	18				468	1055	.444	137	357	.384	283	401	.706	193	409	602	33.4

CONTINUED :

##	Player	PF	FO	A	TO	Blk	Stl	Pts	Avg
3	HAWS, Tyler	40	1	29	34	7	19	423	23.5
5	COLLINSWORTH, Kyle	43	1	82	48	6	37	254	14.1
2	CARLINO, Matt	33	1	77	24	3	31	227	12.6
00	MIKA, Eric	54	3	13	27	12	8	166	10.4
23	HALFORD, Skyler	25	0	23	21	1	7	158	8.8
20	WINDER, Anson	24	0	17	13	1	4	111	6.2
33	AUSTIN, Nate	59	3	13	21	15	9	69	3.8
12	SHARP, Josh	38	0	9	2	4	5	33	1.8
41	WORTHINGTON, Luke	33	2	7	2	4	4	17	1.1
24	BARTLEY IV, Frank	3	0	11	2	1	3	18	1.1
13	JOHNSTON, Andrew	0	0	0	1	0	1	0	0.0
45	PINGREE, Graham	2	0	0	0	0	0	0	0.0
TM	TEAM	0			0			0	
	Total	394	11	276	200	52	128	1476	82.0
	Opponents	423	7	260	222	66	103	1356	75.3





2013-14 RESULTS & LEADERS - ALL GAMES

DATE	OPPONENT	W/L	SCORE	ATTENDANCE	POINTS	REBOUNDS
11/08/13	WEBER STATE	W	81-72	15696	(28)HAWS, Tyler	(13)HAWS, Tyler
~11/11/13	at Stanford	W	112-103	5994	(31)HAWS, Tyler	(8)AUSTIN, Nate (8)HAWS, Tyler
^11/15/13	MOUNT ST. MARYS	W	108-76	16481	(22)WINDER, Anson	(10)COLLINSWORTH, Kyle
^11/16/13	COLORADO MESA	W	84-60	16018	(16)CARLINO, Matt	(12)AUSTIN, Nate
11/20/13	IOWA STATE	L	88-90	15808	(20)HAWS, Tyler	(13)AUSTIN, Nate
^11/25/13	vs Texas	W	86-82	7682	(25)HAWS, Tyler	(8)COLLINSWORTH, Kyle
^11/26/13	vs Wichita State	L	62-75	8324	(21)CARLINO, Matt	(12)AUSTIN, Nate
11/30/13	vs Utah State	W	85-74	18235	(21)HAWS, Tyler	(13)COLLINSWORTH, Kyle
12/03/13	NORTH TEXAS	W	97-67	13908	(23)HAWS, Tyler	(13)AUSTIN, Nate
%12/07/13	at UMass	L	96-105	7331	(25)HAWS, Tyler	(8)MIKA, Eric
12/11/13	PRAIRIE VIEW A&M	W	100-52	15194	(19)COLLINSWORTH, Kyle (19)HAWS, Tyler	(11)AUSTIN, Nate
12/14/13	at Utah	L	64-81	13733	(14)HAWS, Tyler	(10)MIKA, Eric
12/21/13	at Oregon	L (OT)	96-100	8035	(32)HAWS, Tyler	(12)AUSTIN, Nate
*12/28/13	at Loyola Marymount	L	76-87	2908	(18)COLLINSWORTH, Kyle	(8)COLLINSWORTH, Kyle
*12/30/13	at Pepperdine	L	74-80	2317	(20)HAWS, Tyler	(13)COLLINSWORTH, Kyle
*01/04/14	SAN DIEGO	W	87-53	15760	(28)HALFORD, Skyler	(7)COLLINSWORTH, Kyle (7)AUSTIN, Nate
*01/09/14	PEPPERDINE	W	84-72	14012	(35)HAWS, Tyler	(10)COLLINSWORTH, Kyle
*01/11/14	LOYOLA MARYMOUNT	W	91-68	15187	(31)HAWS, Tyler	(9)COLLINSWORTH, Kyle (9)AUSTIN, Nate
*01/16/14	at San Francisco	W	83-76	2137	(19)COLLINSWORTH, Kyle	(8)AUSTIN, Nate
*01/18/14	at Santa Clara	W	91-81	2560	(18)COLLINSWORTH, Kyle	(7)AUSTIN, Nate (7)COLLINSWORTH, Kyle
*01/23/14	at Portland	L (3OT)	110-114	2813	(48)HAWS, Tyler	(15)AUSTIN, Nate
*01/25/14	at GONZAGA	L	69-84	6000	(23)HAWS, Tyler	(9)MIKA, Eric
*01/30/14	PACIFIC	W	88-78	14262	(38)HAWS, Tyler	(8)MIKA, Eric (8)AUSTIN, Nate
*02/01/14	SAINT MARYS	W	84-71	17982	(33)HAWS, Tyler	(9)COLLINSWORTH, Kyle
*02/06/14	SANTA CLARA	W	89-76	12518	(27)HAWS, Tyler	(10)MIKA, Eric
*02/08/14	SAN FRANCISCO	W	68-63	18327	(19)COLLINSWORTH, Kyle (19)HAWS, Tyler	(16)AUSTIN, Nate
*02/13/14	at Pacific	L	82-89	4058	(28)CARLINO, Matt	(7)COLLINSWORTH, Kyle (7)AUSTIN, Nate
*02/15/14	at Saint Mary's	W	60-57	3500	(18)HAWS, Tyler	(11)AUSTIN, Nate
*02/20/14	GONZAGA	W	73-65	19136	(17)WINDER, Anson	(8)MIKA, Eric
*02/22/14	PORTLAND	W	89-72	17842	(30)CARLINO, Matt	(11)COLLINSWORTH, Kyle
*03/01/14	at San Diego	W	78-70	3889	(25)HAWS, Tyler	(10)AUSTIN, Nate
+03/08/14	vs Loyola Marymount	W	85-74	7688	(23)COLLINSWORTH, Kyle	(16)COLLINSWORTH, Kyle
+03/10/14	vs San Francisco	W (OT)	79-77	7898	(24)HAWS, Tyler	(12)COLLINSWORTH, Kyle
+03/11/14	vs Gonzaga	L	64-75	7898	(24)HAWS, Tyler	(10)MIKA, Eric
#03/20/14	vs Oregon	L	68-87	17749	(19)HAWS, Tyler	(7)MIKA, Eric

~ ESPN Tip-Off Marathon

^ College Basketball Experience Hall of Fame Classic

% Basketball Hall of Fame Showcase

* Conference game

+ WCC Championships

NCAA tournament



2013-2014 INDIVIDUAL GAME HIGHS

POINTS

48	HAWS, Tyler at Portland (01/23/14)
38	HAWS, Tyler vs Pacific (01/30/14)
35	HAWS, Tyler vs Pepperdine (01/09/14)
33	HAWS, Tyler vs Saint Mary's (02/01/14)
32	HAWS, Tyler at Oregon (12/21/13)

FIELD GOALS MADE

17	HAWS, Tyler at Portland (01/23/14)
13	HAWS, Tyler at Oregon (12/21/13)

FIELD GOAL ATTEMPTS

34	HAWS, Tyler at Portland (01/23/14)
23	CARLINO, Matt at Portland (01/23/14)
23	HAWS, Tyler vs Pepperdine (01/09/14)

FIELD-GOAL PERCENTAGE (MIN 5 MADE)

.900 (9-10)	MIKA, Eric vs Mount St. Mary's (11/15/13)
.875 (7-8)	WINDER, Anson vs Portland (02/22/14)

3-POINT FG MADE

8	CARLINO, Matt vs Portland (02/22/14)
6	CARLINO, Matt at Pacific (02/13/14)

3-POINT FIELD GOAL ATTEMPTS

13	CARLINO, Matt vs Portland (02/22/14)
11	CARLINO, Matt at Pacific (02/13/14)

3-POINT FIELD-GOAL PERCENTAGE (MIN 2 MADE)

1.000 (3-3)	WINDER, Anson vs Prairie View A&M (12/11/13)
1.000 (3-3)	BARTLEY IV, Frank vs Texas (11/25/13)
1.000 (2-2)	BARTLEY IV, Frank vs Gonzaga (03/11/14)
1.000 (2-2)	WINDER, Anson vs San Francisco (03/10/14)
1.000 (2-2)	HALFORD, Skyler at Santa Clara (01/18/14)
1.000 (2-2)	HALFORD, Skyler at Oregon (12/21/13)
1.000 (2-2)	HALFORD, Skyler at Utah (12/14/13)
1.000 (2-2)	HAWS, Tyler vs Texas (11/25/13)

FREE THROWS MADE

1.000 (14-14)	HAWS, Tyler vs San Francisco (03/10/14)
1.000 (11-11)	HAWS, Tyler vs Gonzaga (03/11/14)
1.000 (11-11)	HAWS, Tyler vs Wichita State (11/26/13)
1.000 (10-10)	WINDER, Anson vs Gonzaga (02/20/14)
1.000 (9-9)	HAWS, Tyler vs Pepperdine (01/09/14)
1.000 (8-8)	WINDER, Anson vs LMU (03/08/14)
1.000 (8-8)	HAWS, Tyler at Pacific (02/13/14)
1.000 (8-8)	HAWS, Tyler vs Utah State (11/30/13)
1.000 (6-6)	HAWS, Tyler at Santa Clara (01/18/14)
1.000 (6-6)	HAWS, Tyler at Massachusetts (12/07/13)
1.000 (6-6)	WINDER, Anson vs Colorado Mesa (11/16/13)
1.000 (5-5)	AUSTIN, Nate at San Diego (03/01/14)
1.000 (5-5)	HAWS, Tyler at Oregon (12/21/13)

1.000 (4-4)	HAWS, Tyler vs Oregon (03/20/14)
1.000 (4-4)	HAWS, Tyler vs Portland (02/22/14)
1.000 (4-4)	WINDER, Anson vs Portland (02/22/14)
1.000 (4-4)	WINDER, Anson at Santa Clara (01/18/14)
1.000 (4-4)	CARLINO, Matt at Loyola Marymount (12/28/13)
1.000 (4-4)	CARLINO, Matt at Massachusetts (12/07/13)
1.000 (4-4)	HAWS, Tyler vs North Texas (12/03/13)
1.000 (4-4)	HALFORD, Skyler vs Colorado Mesa (11/16/13)
1.000 (3-3)	MIKA, Eric vs San Diego (01/04/14)
1.000 (3-3)	BARTLEY IV, Frank vs Mount St. Mary's (11/15/13)

REBOUNDS

16	COLLINSWORTH, Kyle vs LMU (03/08/14)
16	AUSTIN, Nate vs San Francisco (02/08/14)

ASSISTS

11	CARLINO, Matt vs North Texas (12/03/13)
9	CARLINO, Matt vs San Francisco (02/08/14)
9	CARLINO, Matt at Portland (01/23/14)
9	CARLINO, Matt at Santa Clara (01/18/14)
9	COLLINSWORTH, Kyle vs Pepperdine (01/09/14)
9	COLLINSWORTH, Kyle at Stanford (11/11/13)

STEALS

7	CARLINO, Matt at Portland (01/23/14)
6	WINDER, Anson vs LMU (03/08/14)

BLOCKED SHOTS

3	COLLINSWORTH, Kyle vs Loyola Marymount (01/11/14)
3	AUSTIN, Nate vs North Texas (12/03/13)
3	MIKA, Eric vs Weber State (11/08/13)



2013-2014 TEAM GAME HIGHS AND GAME LOWS

BYU GAME HIGHS

POINTS	112	at Stanford (11/11/13)
	110	at Portland (01/23/14)
	108	MOUNT ST. MARYS (11/15/13)
	100	PRAIRIE VIEW A&M (12/11/13)
	97	NORTH TEXAS (12/03/13)
FIELD GOALS MADE	41	MOUNT ST. MARYS (11/15/13)
	38	NORTH TEXAS (12/03/13)
	38	at Stanford (11/11/13)
FIELD GOAL ATTEMPTS	84	IOWA STATE (11/20/13)
	80	at Portland (01/23/14)
FIELD GOAL PCT.	.615 (32-52)	at Santa Clara (01/18/14)
	.614 (35-57)	PRAIRIE VIEW A&M (12/11/13)
3 PT FIELD GOALS MADE	10	PORTLAND (02/22/14)
	10	PRAIRIE VIEW A&M (12/11/13)
	10	vs Texas (11/25/13)
3 PT FG ATTEMPTS	24	at Portland (01/23/14)
	21	COLORADO MESA (11/16/13)
3 PT FG PCT.	.833 (10-12)	vs Texas (11/25/13)
	.714 (10-14)	PRAIRIE VIEW A&M (12/11/13)
FREE THROWS MADE	31	SANTA CLARA (02/06/14)
	31	COLORADO MESA (11/16/13)
FREE THROW ATTEMPTS	43	at Portland (01/23/14)
	43	COLORADO MESA (11/16/13)
	43	at Stanford (11/11/13)
FREE-THROW PCT.	.857 (24-28)	vs San Francisco (03/10/14)
	.789 (30-38)	LOYOLA MARYMOUNT (01/11/14)
REBOUNDS	60	NORTH TEXAS (12/03/13)
	52	MOUNT ST. MARYS (11/15/13)
ASSISTS	27	PRAIRIE VIEW A&M (12/11/13)
	26	MOUNT ST. MARYS (11/15/13)
STEALS	13	at Portland (01/23/14)
	13	PRAIRIE VIEW A&M (12/11/13)
BLOCKED SHOTS	6	at Portland (01/23/14)
	6	at Pepperdine (12/30/13)
	6	at Utah (12/14/13)
TURNOVERS	18	at Oregon (12/21/13)
	17	at San Diego (03/01/14)
FOULS	27	at Portland (01/23/14)
	26	at Pacific (02/13/14)

BYU GAME LOWS

POINTS	60	at Saint Marys (CA) (02/15/14)
	62	vs Wichita State (11/26/13)
	64	at Utah (12/14/13)
	64	vs Gonzaga (03/11/14)
	68	SAN FRANCISCO (02/08/14)
	68	vs Oregon (03/20/14)
FIELD GOALS MADE	18	vs Wichita State (11/26/13)
	20	vs Oregon (03/20/14)
FIELD GOAL ATTEMPTS	48	at Saint Marys (CA) (02/15/14)
	52	at Santa Clara (01/18/14)
	52	at San Diego (03/01/14)
FIELD GOAL PCT.	.310 (18-58)	vs Wichita State (11/26/13)
	.328 (20-61)	vs Oregon (03/20/14)
3 PT FIELD GOALS MADE	0	vs LMU (03/08/14)
	1	COLORADO MESA (11/16/13)
	1	at Pepperdine (12/30/13)
	1	at Saint Marys (CA) (02/15/14)
3 PT FG ATTEMPTS	8	at Saint Marys (CA) (02/15/14)
	9	WEBER STATE (11/08/13)
3 PT FG PCT.	.000 (0-12)	vs LMU (03/08/14)
	.048 (1-21)	COLORADO MESA (11/16/13)
FREE THROWS MADE	11	at Saint Marys (CA) (02/15/14)
	12	IOWA STATE (11/20/13)
FREE THROW ATTEMPTS	19	at Saint Marys (CA) (02/15/14)
	20	WEBER STATE (11/08/13)
	20	IOWA STATE (11/20/13)
FREE-THROW PCT.	.483 (14-29)	SAN FRANCISCO (02/08/14)
	.548 (17-31)	at Utah (12/14/13)
REBOUNDS	29	at San Francisco (01/16/14)
	29	at Saint Marys (CA) (02/15/14)
ASSISTS	5	at San Francisco (01/16/14)
	6	vs Gonzaga (03/11/14)
STEALS	2	at GONZAGA (01/25/14)
	3	at Massachusetts (12/07/13)
BLOCKED SHOTS	0	vs Oregon (03/20/14)
	1	vs Wichita State (11/26/13)
	1	at Massachusetts (12/07/13)
	1	SAN DIEGO (01/04/14)
	1	at GONZAGA BULLDOGS (01/25/14)
	1	at Saint Marys (CA) (02/15/14)
	1	PORTLAND (02/22/14)
TURNOVERS	7	WEBER STATE (11/08/13)
	7	COLORADO MESA (11/16/13)
	7	vs Utah State (11/30/13)
	7	PORTLAND (02/22/14)
FOULS	9	vs Utah State (11/30/13)
	13	PRAIRIE VIEW A&M (12/11/13)



2013-14 CATEGORY LEADERS


POINTS				FIELD GOAL ATT				FT PERCENTAGE			
G	Pts	Pts/G		G	Att	Att/G		FT	Att	Pct	
HAWS, Tyler	33	767	23.2	HAWS, Tyler	33	544	16.5	HAWS, Tyler	223	253	.881
CARLINO, Matt	35	481	13.7	CARLINO, Matt	35	426	12.2	HALFORD, Skyler	49	58	.845
COLLINSWORTH, Kyle	34	475	14.0	COLLINSWORTH, Kyle	34	352	10.4	WINDER, Anson	51	69	.739
MIKA, Eric	33	389	11.8	MIKA, Eric	33	264	8.0	CARLINO, Matt	93	135	.689
HALFORD, Skyler	35	246	7.0	HALFORD, Skyler	35	195	5.6	AUSTIN, Nate	34	52	.654
WINDER, Anson	35	228	6.5	FIELD GOALS MADE				MIKA, Eric	111	180	.617
AUSTIN, Nate	35	132	3.8	G	Made	Made/G		SHARP, Josh	11	19	.579
BARTLEY IV, Frank	34	132	3.9	HAWS, Tyler	33	252	7.6	COLLINSWORTH, Kyle	117	203	.576
SHARP, Josh	32	45	1.4	COLLINSWORTH, Kyle	34	175	5.1	BARTLEY IV, Frank	32	62	.516
WORTHINGTON, Luke	31	32	1.0	CARLINO, Matt	35	164	4.7	WORTHINGTON, Luke	8	20	.400
JOHNSTON, Andrew	9	4	0.4	MIKA, Eric	33	139	4.2	JOHNSTON, Andrew	1	4	.250
				HALFORD, Skyler	35	84	2.4	FREE THROW ATT			
SCORING AVERAGE				G	Att	Pct		G	Att	Att/G	
HAWS, Tyler	33	767	23.2	3-POINT PERCENTAGE				HAWS, Tyler	33	253	7.7
COLLINSWORTH, Kyle	34	475	14.0	AUSTIN, Nate	2	4	.500	COLLINSWORTH, Kyle	34	203	6.0
CARLINO, Matt	35	481	13.7	HAWS, Tyler	40	99	.404	MIKA, Eric	33	180	5.5
MIKA, Eric	33	389	11.8	WINDER, Anson	25	62	.403	CARLINO, Matt	35	135	3.9
HALFORD, Skyler	35	246	7.0	COLLINSWORTH, Kyle	8	22	.364	WINDER, Anson	35	69	2.0
WINDER, Anson	35	228	6.5	CARLINO, Matt	60	177	.339	FREE THROWS MADE			
BARTLEY IV, Frank	34	132	3.9	JOHNSTON, Andrew	1	3	.333	HAWS, Tyler	33	223	6.8
AUSTIN, Nate	35	132	3.8	BARTLEY IV, Frank	12	36	.333	COLLINSWORTH, Kyle	34	117	3.4
SHARP, Josh	32	45	1.4	HALFORD, Skyler	29	93	.312	MIKA, Eric	33	111	3.4
WORTHINGTON, Luke	31	32	1.0	SHARP, Josh	0	2	.000	CARLINO, Matt	35	93	2.7
JOHNSTON, Andrew	9	4	0.4	3-POINT FG ATT				WINDER, Anson	35	51	1.5
				G	Att	Att/G		REBOUNDS			
FG PERCENTAGE				FG	Att	Pct		G	Reb	Reb/G	
SHARP, Josh	17	27	.630	CARLINO, Matt	35	177	5.1	AUSTIN, Nate	35	278	7.9
AUSTIN, Nate	48	88	.545	HAWS, Tyler	33	99	3.0	COLLINSWORTH, Kyle	34	275	8.1
WINDER, Anson	76	141	.539	HALFORD, Skyler	35	93	2.7	MIKA, Eric	33	211	6.4
MIKA, Eric	139	264	.527	WINDER, Anson	35	62	1.8	HAWS, Tyler	33	126	3.8
COLLINSWORTH, Kyle	175	352	.497	BARTLEY IV, Frank	34	36	1.1	CARLINO, Matt	35	118	3.4
HAWS, Tyler	252	544	.463	3-POINT FGS MADE							
WORTHINGTON, Luke	12	26	.462	G	Made	Made/G					
HALFORD, Skyler	84	195	.431	CARLINO, Matt	35	60	1.7				
CARLINO, Matt	164	426	.385	HAWS, Tyler	33	40	1.2				
BARTLEY IV, Frank	44	119	.370	HALFORD, Skyler	35	29	0.8				
JOHNSTON, Andrew	1	3	.333	WINDER, Anson	35	25	0.7				
				BARTLEY IV, Frank	34	12	0.4				





2013-14 CATEGORY LEADERS CONTINUED

REBOUND AVERAGE				DEFENSIVE REB				FOULOUTS			
G	Reb	Avg/G		G	Reb	Avg/G		G	FO		
COLLINSWORTH, Kyle	34	275	8.1	COLLINSWORTH, Kyle	34	190	5.6	AUSTIN, Nate	35	6	
AUSTIN, Nate	35	278	7.9	AUSTIN, Nate	35	188	5.4	MIKA, Eric	33	4	
MIKA, Eric	33	211	6.4	MIKA, Eric	33	118	3.6	WORTHINGTON, Luke	31	2	
HAWS, Tyler	33	126	3.8	CARLINO, Matt	35	99	2.8	CARLINO, Matt	35	2	
CARLINO, Matt	35	118	3.4	HAWS, Tyler	33	93	2.8	HAWS, Tyler	33	1	
								COLLINSWORTH, Kyle	34	1	
ASSISTS				BLOCKED SHOTS				TURNOVERS			
G	Ast	A/G		G	Blk	Blk/G		G	TO	TO/G	
COLLINSWORTH, Kyle	34	156	4.6	AUSTIN, Nate	35	31	0.9	COLLINSWORTH, Kyle	34	89	2.6
CARLINO, Matt	35	151	4.3	MIKA, Eric	33	24	0.7	CARLINO, Matt	35	70	2.0
HAWS, Tyler	33	49	1.5	COLLINSWORTH, Kyle	34	15	0.4	HAWS, Tyler	33	63	1.9
WINDER, Anson	35	45	1.3	HAWS, Tyler	33	9	0.3	MIKA, Eric	33	49	1.5
HALFORD, Skyler	35	35	1.0	SHARP, Josh	32	8	0.3	AUSTIN, Nate	35	38	1.1
STEALS				MINUTES							
G	Stl	S/G		G	Min	Min/G					
CARLINO, Matt	35	61	1.7	HAWS, Tyler	33	1143	34.6				
COLLINSWORTH, Kyle	34	57	1.7	COLLINSWORTH, Kyle	34	1136	33.4				
HAWS, Tyler	33	34	1.0	CARLINO, Matt	35	954	27.3				
AUSTIN, Nate	35	26	0.7	AUSTIN, Nate	35	934	26.7				
WINDER, Anson	35	20	0.6	MIKA, Eric	33	844	25.6				
OFFENSIVE REB				FOULS							
G	Reb	Avg/G		G	Fls	Fls/G					
MIKA, Eric	33	93	2.8	AUSTIN, Nate	35	119	3.4				
AUSTIN, Nate	35	90	2.6	MIKA, Eric	33	107	3.2				
COLLINSWORTH, Kyle	34	85	2.5	COLLINSWORTH, Kyle	34	82	2.4				
HAWS, Tyler	33	33	1.0	HAWS, Tyler	33	75	2.3				
SHARP, Josh	32	26	0.8	CARLINO, Matt	35	63	1.8				



INDIVIDUAL HONORS**MATT CARLINO**

West Coast Conference Honorable Mention
West Coast Conference Player of the Week (Feb. 24)

KYLE COLLINSWORTH

All-West Coast Conference First Team
West Coast Conference All-Tournament

SKYLER HALFORD

West Coast Conference Player of the Week (Jan. 6)
NABC Honors Court
Bronze Honors WCC Commissioner's Honor Roll

TYLER HAWS

Associated Press Honorable Mention All-American
West Coast Conference Player of the Year
All-West Coast Conference First Team
NABC All-District 9 First Team
USBWA All-District VIII First Team
Basketball Times All-District Team (Rockies)

CollegeSportsMadness.com All-High Major First Team
West Coast Conference Player of the Week (Jan. 13, Feb. 1)
Y Awards Co-Male Athlete of the Year
Y Awards Floyd Johnson Service Award
Bronze Honors WCC Commissioner's Honor Roll

ANDREW JOHNSTON

Gold Honors WCC Commissioner's Honor Roll

ERIC MIKA

West Coast Conference All-Freshman Team
Silver Honors WCC Commissioner's Honor Roll

GRAHAM PINGREE

Gold Honors WCC Commissioner's Honor Roll

LUKE WORTHINGTON

Silver Honors WCC Commissioner's Honor Roll



