

2011-12 BYU BASKETBALL GAME NOTES



Game 12 — BYU (8-3, 0-0) vs. Buffalo (6-2, 0-0)

Tuesday, Dec. 20, 2011 • 7 p.m. MST
Provo, Utah • Marriott Center (22,700)

TV: BYUtv

TV Talent: Dave McCann (play-by-play) and Blaine Fowler (analyst)

Live Video: BYUtv.org

Radio: KSL 102.7 FM / 1160 AM

BYU Radio - Sirius XM 143

Radio Talent: Greg Wrubell (play-by-play) and Mark Durrant (analyst)

Live Audio: KSL.com

Live Stats: BYUcougars.com

2011-12 SCHEDULE

All times local to site

OCTOBER

26	Wed	Cougar Tipoff (Exhibition)	74-71
29	Sat	Midwestern State (Exh-BYUtv) W	91-74

NOVEMBER

4	Fri	Dixie State (Exh-BYUtv)	W, 96-85
11	Fri	@ Utah State (KCSG)	L, 62-69
15	Tue	BYU-Hawaii (BYUtv)	W, 73-52
18	Fri	Longwood (BYUtv)*	W, 92-60
22	Tue	Prairie View A&M (BYUtv)*	W, 90-51
25	Fri	vs. Nevada (BYUtv)*	W, 76-55
26	Sat	vs. Wisconsin*	L, 56-73
30	Wed	vs. Northern Arizona (BYUtv) ^	W, 87-52

Tim's Toyota Center

DECEMBER

3	Sat	vs. Oregon (ESPNU)	W, 79-65
		EnergySolutions Arena	
7	Wed	Weber State (BYUtv)	W, 94-66
10	Sat	@ Utah (FSN)	W, 61-42
17	Sat	Baylor (BYUtv)	L, 83-86
20	Tue	Buffalo (BYUtv)	7 pm
22	Thu	UC Santa Barbara (BYUtv)	7 pm
27	Tue	Cal State San Marcos (BYPtv)	7 pm
29	Thu	@ Saint Mary's (ESPN2)	8 pm
31	Sat	San Diego (BYUtv)	4 pm

JANUARY

5	Thu	@ Loyola Marymount	6 pm
7	Sat	San Francisco (BYUtv)	4 pm
14	Sat	Santa Clara (ESPNU)	6 pm
16	Mon	@ San Diego (BYUtv)	7 pm
19	Thu	Loyola Marymount (BYUtv)	7 pm
21	Sat	@ Pepperdine	TBA
25	Wed	@ Virginia Tech (ESPN3)	7 pm
28	Sat	Saint Mary's (ESPNU)	7 pm

FEBRUARY

2	Thu	Gonzaga (ESPN2)	9 pm
4	Sat	@ Portland	7 pm
11	Sat	Pepperdine (BYUtv)	4 pm
16	Thu	@ San Francisco (ESPNU)	7 pm
18	Sat	@ Santa Clara (ESPNU)	4 pm
23	Thu	@ Gonzaga (ESPN2)	8 pm
25	Sat	Portland (BYUtv)	4 pm
29	Wed	WCC Championships	TBA

MARCH

1	Thu	WCC Championships	TBA
2	Fri	WCC Championships (ESPNU)	TBA
3	Sat	WCC Championships (ESPN2)	TBA
5	Mon	WCC Championships (ESPN/ESPN2)	TBA

* Chicago Invitational Challenge

^ Lumberjack Classic

BYU ATHLETIC COMMUNICATIONS

30 Smith Field House • Provo, Utah 84602 • BYUcougars.com • (801) 422-8948
MBB Contact: Kyle Chilton • O: (801) 422-4909 • C: (801) 372-2080 • kyle_chilton@byu.edu



BYU Cougars (8-3, 0-0 WCC)

Head Coach: Dave Rose (Houston, 1983)

Career Record: 167-48 (7th season) Record at BYU: Same

Series: BYU leads 1-0 • Last Meeting: BYU won 90-82, 12/30/10

Provo: 0-0 • Buffalo: 1-0 • Neutral: 0-0

VS.



Buffalo (6-2, 0-0 Mid American)

Head Coach: Reggie Witherspoon (Empire State, 1995)

Career Record: 170-199 (13th season) Record at Buffalo: Same

UP NEXT

BYU will host UC Santa Barbara on Thursday, Dec. 22, in the Marriott Center at 7 p.m. MST. Listen live on the radio beginning with the pregame show at 11 a.m. MST on KSL Newsradio 102.7 FM and 1160 AM or via the Internet at KSL.com. The game will be televised live on BYUtv and BYUtv.org.

QUICK HITS

- Senior Noah Hartsock has been BYU's most consistent contributor this season, averaging 17.1 points, 6.7 rebounds, 1.9 assists and 2.5 blocks per game. He is shooting .558 from the field, .400 from three and .844 from the free throw line, has scored in double figures in every game this season and has posted two double-doubles.
- Freshman guard Matt Carlino made his collegiate debut in BYU's 86-83 loss to No. 6 Baylor. He tied for team-high honors with 18 points, hit four threes and added two assists, one block and one steal.
- Against Baylor Brandon Davies have one of his best games of the season, posting a double-double with 18 points, 13 rebounds — including five on the offensive glass — and one assist, one block and one steal. The front court of Davies, Noah Hartsock and Charles Abou combined to score 50 points, grab 27 rebounds and post three blocks and four steals.
- As of 12/13/11, BYU leads the West Coast Conference in four categories (scoring offense, FG %, 3-Pt FG %, blocks), is second in the league in seven (scoring margin, FG % defense, rebounding offense, assists, turnover margin, assist/turnover ratio, defensive rebounds) and third in three (scoring defense, 3-Pt FG made, rebounding margin). BYU is top three in 14 of 21 categories.
- Dave Rose is one of the most successful coaches in the history of BYU basketball. He is second in program history in wins (167), first in winning percentage (.777) and has led the Cougars to five-straight NCAA Tournament berths and four conference titles. He also earned three Mountain West Conference Coach of the Year awards.

2011-12 BYU BASKETBALL NUMERICAL ROSTER

Projected Starters

#	Name	Pos.	Ht.	Wt.	Yr.	2011-12 Stats			Hometown (Previous School)
						Ppg	Rpg		
0	Brandon Davies	F	6-9	235	Jr.	11.3	7.1		Provo, Utah (Provo HS)
1	Charles Abouo	G/F	6-5	215	Sr.	12.7	7.4		Abidjan, Cote d'Ivoire (Brewster Academy)
2	Craig Cusick	G	6-2	185	Jr.	2.7	1.5		Orem, Utah (Utah)
13	Brock Zylstra	G/F	6-6	210	Jr.	8.2	3.5		La Verne, Calif. (Bonita HS)
34	Noah Hartsock	F	6-8	230	Sr.	17.1	6.7		Bartlesville, Okla. (Bartlesville HS)

Bench

5	Chris Collinsworth	F	6-9	235	So.	0.0	0.5		Provo, Utah (Provo HS)
10	Matt Carlino	G	6-2	175	Fr.	18.0	1.0		Scottsdale, Ariz. (Bloomington South HS)
12	Josh Sharp	F	6-7	185	Fr.	1.7	2.6		Highland, Utah (Utah)
14	Nick Martineau	G	6-0	170	Jr.	0.8	0.4		Fruit Heights, Utah (Davis HS)
20	Anson Winder	G	6-3	195	Fr.	4.3	1.6		Las Vegas, Nev. (Bishop Gorman HS)
21	Stephen Rogers	F	6-8	195	Jr.	9.9	2.2		Mesa, Ariz. (Mesa CC)
24	Damarcus Harrison	G	6-5	190	Fr.	4.7	1.0		Greenwood, S.C. (Christ School)
33	Nate Austin	F/C	6-10	215	Fr.	4.4	3.2		Alpine, Utah (Lone Peak HS)

Redshirts

3	Austin Nelson	G	6-0	160	Fr.	—	—		Henderson, Nev. (Coronado HS)
15	Jaren Sweeney	G/F	6-5	190	Fr.	—	—		Mesa, Ariz. (Mountain View HS)
42	Ian Harward	F/C	6-10	215	Fr.	—	—		Orem, Utah (Orem HS)

Notes

- Posted a double-double vs. Baylor with 18 points and 13 rebounds
- Hit 7 of 10 from the field for 17 points and added 9 boards vs. Baylor
- Scored a career-best 10 points and added 6 assists at Utah
- Had 4 points, a career-best 7 rebounds, 3 assists and 1 steal vs. Baylor
- Had 15 points, 5 rebounds, 1 block and 2 steals vs. Baylor
- Had his right knee scoped on Dec. 13 ... timetable to return is TBA
- Posted 18 points, 2 assists, 1 block and 1 steal in collegiate debut vs. Baylor
- Did not play vs. Baylor
- Did not play vs. Baylor
- Scored 1 points in 3 minutes vs. Baylor
- Had meniscus in right knee repaired on Dec. 15, out 2 to 4 weeks
- Against Baylor posted 8 points, 3 boards, 1 assist, 1 block and 1 steal
- Played 7 minutes vs. Baylor and posted 3 boards and 1 block
- Coronado's all-time leader in scoring and assists
- Earned first-team all-state honors and helped Mountain View to a state title
- Prepped at Orem High School where he averaged 14.0 points as a senior



BYU SERIES VS. BUFFALO

Overall Series Record: BYU leads 1-0
 BYU Record in Provo: N/A
 BYU Record at Buffalo: 1-0
 BYU Record at Neutral Sites: N/A

12-30-10 at Buffalo 90-82 W

COMPARING THE STATS

Season Averages Overall	BYU	Buffalo
Points Scored/Game	77.5	74.1
Points Allowed/Game	61.0	63.9
Rebounds/Game	39.9	42.6
Rebounds Allowed/Game	33.1	33.4
Assists/Game	17.8	16.4
Steals/Game	7.1	7.8
Blocks/Game	5.5	5.4
Turnovers	13.5	16.0
FG Percentage	.485	.448
FG Percentage Defense	.381	.374
3FG Percentage	.392	.347
3FG/Game	7.9	6.3
3FG Percentage Defense	.329	.301
FT Percentage	.690	.690

BUFFALO'S PROBABLE STARTERS

Name	Ht.	Pos.	Ppg	Rpg
Javon McCrea	6-7	245	16.8	8.6
Mitchell Watt	6-10	225	14.0	7.5
Jarod Oldham	6-3	185	4.9	4.5
Zach Filzen	6-3	185	16.1	3.6
Dave Barnett	6-5	215	5.0	5.5

LAST SEASON VS. BUFFALO

Official Basketball Box Score -- Game Totals -- Final Statistics

BYU vs Buffalo
 12/30/10 7:00 pm at Alumni Arena (Buffalo, NY)

BYU 90 • 13-1

#	Player	Total		3-Ptr		Rebounds		PF	TP	A	T	Bk	Stl	Min	
		FG	FGA	FG	FGA	Off	Def								Total
00	DAVIES, Brandon	f	7-14	0-0	4-6	3	3	6	3	18	1	2	2	1	31
34	HARTSOCK, Noah	f	8-13	3-3	0-0	3	3	6	1	19	0	0	3	2	33
01	ABOUB, Charles	g	0-0	0-0	4-4	1	4	5	3	4	2	3	0	2	20
31	COLLINSWORTH, Kyle	g	1-2	0-1	1-1	0	3	3	4	3	0	1	0	1	14
32	FREDETTE, Jimmer	g	11-24	4-12	8-10	0	2	2	1	34	6	3	0	1	37
04	EMERY, Jackson	g	1-4	0-3	3-4	1	3	4	4	5	0	0	0	4	36
12	MAGNUSSON, Logan	g	0-1	0-0	0-0	0	0	0	0	0	0	0	0	0	5
13	ZYLSTRA, Brock	g	0-0	0-0	0-0	1	0	1	0	0	0	0	0	0	1
14	HARTINEAU, Nick	g	0-0	0-0	0-0	0	0	0	0	0	0	0	0	0	3
21	ROGERS, Stephen	g	2-3	1-1	2-4	1	1	2	1	7	0	1	0	0	9
41	COLLINSWORTH, Chris	g	0-1	0-0	0-0	1	3	4	1	0	3	2	0	0	11
	Team					13	22	35	18	90	17	13	5	10	200
	Totals		30-62	8-20	22-29	13	22	35	18	90	17	13	5	10	200

FG % 1st Half: 13-34 38.2% 2nd half: 17-28 60.7% Game: 30-62 48.4% Deadball Rebounds 3
 3FG % 1st Half: 5-13 38.5% 2nd half: 3-7 42.9% Game: 8-20 40.0%
 FT % 1st Half: 8-12 66.7% 2nd half: 14-17 82.4% Game: 22-29 75.9%

Buffalo 82 • 7-4

#	Player	Total		3-Ptr		Rebounds		PF	TP	A	T	Bk	Stl	Min	
		FG	FGA	FG	FGA	Off	Def								Total
21	WATT, Mitchell	f	8-10	0-0	1-2	1	5	6	2	17	2	2	3	1	30
30	ROBINSON, Titus	f	1-2	0-0	1-3	0	2	2	4	3	0	2	0	0	14
02	MULKEY, Byron	g	7-13	1-3	1-1	0	3	4	16	8	3	0	2	40	
05	FILZEN, Zach	g	4-10	4-7	0-0	0	1	1	12	12	2	4	0	0	38
24	BARNETT, Dave	g	4-8	2-3	1-2	0	6	6	0	11	2	2	0	1	30
03	OLDHAM, Jarod	g	1-3	0-1	2-2	3	2	5	2	4	0	2	0	0	14
11	MCCREA, Javon	g	6-8	0-0	3-4	2	4	2	15	3	2	1	2	23	
32	ALSTON, Jawaan	g	2-5	0-0	0-0	2	1	3	5	4	0	3	0	0	11
	Team					1	1	2							
	Totals		33-59	7-14	9-14	9	23	32	21	82	17	20	4	6	200

FG % 1st Half: 16-30 53.3% 2nd half: 17-29 58.6% Game: 33-59 55.9% Deadball Rebounds 0
 3FG % 1st Half: 2-6 33.3% 2nd half: 5-8 62.5% Game: 7-14 50.0%
 FT % 1st Half: 3-5 60.0% 2nd half: 6-9 66.7% Game: 9-14 64.3%

Officials: Larry Spaulding, Duane Allen, Martin Cota
 Technical Fouls: BYU=None, Buffalo=None
 Attendance: 5803

Score by periods	1st	2nd	Total
BYU	39	51	90
Buffalo	37	45	82

Last FG - BY 2nd-01:12, UB 2nd-00:26.
 Largest lead - BY by 11 1st-14:24, UB None.
 Score tied - 3 times.
 Lead changed - 0 times.

LAST TIME OUT: BYU VS. BAYLOR

PROVO, Utah – In an entertaining game from start to finish, the BYU men’s basketball team gave No. 6/7 Baylor all it could handle before falling 86-83 in front of a sellout crowd of 22,700 on Saturday.

Down by one with less than a minute remaining, the Cougars just missed out on a fast break opportunity when a tipped ball found its way back to the Bears who then scored on a tip-in follow off a missed basket. On the ensuing BYU possession, freshman Matt Carlino’s 3-point attempt went in and out of the basket and Baylor took possession. After a quick foul

BY THE NUMBERS

4 The number of different players who have scored 20-plus points in a single game this season. Brandon Davies scored 25 vs. BYU-Hawaii, Charles Abouo had 22 vs. Nevada, Noah Hartsock had 21 vs. Nevada and 23 vs. Oregon and Brock Zylstra scored 23 vs. Northern Arizona.

6 The number of 20-win seasons for BYU head coach Dave Rose. He is the second coach in BYU history to begin his career with six-straight 20-win seasons. Rose is tied with Roger Reid and Stan Watts for the most 20-win seasons in BYU history. Rose also has five 25-win seasons, a program record.

6 The number of players who scored in double figures against Weber State, led by Noah Hartsock with 19, Charles Abouo, Brock Zylstra, Stephen Rogers and Nate Austin with 15 apiece and 11 from Brandon Davies.

15 The number of 3-pointers BYU made against Longwood (15 of 26, 57.7 percent). The 15 threes ties the BYU single-game record, set previously against UNLV in 2007 and at Air Force in 2011.

17 The number of points BYU allowed in the first half against BYU-Hawaii, the fewest since Mississippi Valley State scored 10 in the first half on Nov. 23, 2010.

20 The number of consecutive games in which Noah Hartsock has registered a block, including the final nine games of last season and all 11 games this season. This season he has seven games with multiple blocks, including a streak of five-straight games.

27 The number of 3-pointers BYU hit during a two-game stretch (vs. Longwood and Prairie View A&M). The 27 3s are a BYU record for most 3s in a two-game stretch. The Cougars shot .563 (27 of 48) from three during the two games.

51 The number of rebounds for BYU against BYU-Hawaii, the most by a Cougar squad since posting 57 vs. Mississippi Valley State on Nov. 23, 2010.

56, 57 BYU’s point totals in the second halves vs. Prairie View A&M and Longwood, respectively. The Cougars hit 21 of 33 (.636) from the field and 9 of 16 from three (.563) in the second half vs. Longwood and 19 of 28 (.679) from the field and 8 of 12 from three (.667) in the second half vs. Prairie View A&M.

62.4 The percentage of field goals BYU has assisted on this season (196 assists on 314 field goals). Against Longwood BYU had assists on 71.9 percent of its field goals (23 assists on 32 field goals). The Cougars set their season best with assists on 73.5 percent of their field goals against Northern Arizona (25 assists on 34 field goals).

149 The number of career blocks for senior Noah Hartsock, fourth all-time in program history. Hartsock had a season-best four blocks vs. Wisconsin, vs. Oregon and at Utah. Greg Kite is first with 208 blocks, Shawn Bradley is second with 177 and Russell Larson is third with 166.

167 BYU head coach Dave Rose’s win total. He is second all-time in career wins at BYU behind Stan Watts (371 victories from 1949-72), a member of the Basketball Hall of Fame.

by the Cougars, the Bears had a chance to ice the game with seconds remaining on a one-and-one at the free throw line but missed. BYU forward Brandon Davies had another chance at 3-point attempt, but the try was blocked, ending the game.

Davies scored 18 points and grabbed 13 rebounds, including five offensive, in 36 minutes of play for BYU. Coming off the bench, Carlino also scored 18 with four treys in his BYU and collegiate debut. Perry Jones III led all scorers with 28 points on 11 of 16 shooting to go with eight rebounds, four assists and three steals.

BYU (8-3) led the game from the 12-minute mark of the first half until 10 minutes remaining in the game after a 9-0 run by Baylor (9-0). Jones made the last three baskets of the run, the last giving the Bears a 65-64 lead. After pounding the ball inside for most of the second half, Baylor used four treys in the span of three minutes to take a 79-70 lead with five minutes left, but the Cougars weren’t done yet. BYU scored six-straight points before narrowing the lead to one, 82-81, on a 3-point basket by Carlino.

BYU again came within one at 84-83 after a layup by Charles Abouo, but the Cougars couldn’t get one more basket to fall. The Bears’ four late 3-pointers were just some of Baylor’s 13 total treys, including six conversions by guard Brady Heslip that kept Baylor from fading early. BYU shot 7 of 21 from beyond the arc. Abouo finished the game with 17 points, including eight in the first four minutes of the second half, shooting 7 of 10 with nine boards.



2011-12 BYU QUICK FACTS**UNIVERSITY INFO**

Location: Provo, Utah 84602
 Elevation: 4,553 feet
 Enrollment: 32,955 (Daytime)
 Founded: October 15, 1875
 Owned: The Church of Jesus Christ of Latter-day Saints
 Nickname: Cougars
 Mascot: Cosmo
 Colors: Blue and White
 Arena (capacity): Marriott Center (22,700)
 Conference: West Coast Conference
 President: Cecil O. Samuelson (Utah, 1966)
 Athletic Director: Tom Holmoe (BYU, 1983)
 Athletic Website: byucougars.com
 Tickets: 422-BYU1 or 1-800-322-BYU1

BYU COACHING STAFF

Head Coach: Dave Rose
 Alma Mater (year): Houston (1983)
 Record at School (years): 167-48 (7th year)
 Career Division I Record (years): same
 Basketball Office Fax: (801) 422-5965
 Assistant Coaches (Alma Mater, year)
 Terry Nashif (BYU, 2005)
 Tim LaComb (Utah, 2006)
 Mark Pope (Kentucky, 1996)
 Dir. of Basketball Operations: Mike Hall (BYU, 2005)

2010-11 REVIEW

2010-11 Overall Record: 32-5
 Conference Record/Finish: 14-2 (T-1st MWC)
 2011 Postseason: (2-1) Lost, NCAA Regional
 Semifinals (New Orleans) vs. Florida, 74-83 (OT)
 2011 Final National Ranking: 10/13

2011-12 PREVIEW

Lettermen Returning/Lost: 7/5
 Newcomers: 7
 Returning Redshirt Freshmen: 2
 Starters Returning/Lost: 3/3
 Returning Scoring: 38.6% (1162 of 3,012 pts)
 Returning Rebounding: 60.0% (856 of 1,425 reb)
 Returning Assists: 33.3% (179 of 538 ast)
 Returning Blocks: 82.0% (123 of 150)
 Returning Minutes: 45.2% (3,379 of 7,474)

BYU HISTORY

First Year of Basketball: 1903
 Overall All-Time Record: 1648-1008 (.620)
 Winning Seasons: 84 (last 2011)
 Regular Season Conf. Championships: 29 (last 2011)
 Postseason Appearances (record): 36 (26-37)
 Total NCAA Appearances (record): 26 (14-29)
 Last NCAA Appearance: 2011
 Second Round: W vs. Wofford, 74-66
 Third Round: W vs. Gonzaga, 89-67
 Sweet 16: L vs. Florida, 74-83 (OT)
 Total NIT Appearances (Record): 10 (12-8)
 Last NIT Appearance: 2006
 Result: (0-1) lost at Houston, 77-67

FRESHMEN FINDING THEIR WAY

Several freshmen have made significant contributions this season. Some of the top performances by BYU's freshmen this season are listed below.

Name	Opponent	Stats
Josh Sharp	BYU-Hawaii	5 points, 6 boards, 1 assist, 1 steal
Josh Sharp	Prairie View A&M	5 points, 6 boards, 1 assist
Anson Winder	Longwood	8 points, 5 assists
Anson Winder	Prairie View A&M	11 points, 4 assists, 3 rebounds
Anson Winder	Nevada	9 points, 4 rebounds, 4 assists, 4 steals
Anson Winder	Northern Arizona	3 points, 9 assists, 2 blocks, 3 steals
Anson Winder	Oregon	10 points, 2 3s, 6 assists, 1 steal
Damarcus Harrison	Longwood	11 points, 3 3s
Damarcus Harrison	Wisconsin	9 points, 1 steal
Damarcus Harrison	Baylor	8 points, 3 boards, 1 assist, 1 block, 1 steal
Nate Austin	Northern Arizona	11 points, 5 of 6 shooting, 4 rebounds
Nate Austin	Oregon	9 points, 4 of 7 shooting, 6 rebounds
Nate Austin	Weber State	15 points, 7 of 8 shooting, 9 rebounds, 1 block
Matt Carlino	Baylor	18 points, 4 of 8 3s, 2 assists, 1 block, 1 steal

NO, I WON'T GET OUT OF YOUR WAY

Junior Forward Brandon Davies has made a habit of making the opposition pay when driving to the basket. Against Utah State, Davies drew four charges. He took three charges against BYU-Hawaii, two against Prairie View A&M, one against Nevada and two against Baylor to bring his season total to 12. Nate Austin assumed Davies' role against Longwood, taking three charges. Austin added two more against Oregon, one against Weber State, one against Utah and one vs. Baylor.

ALL-TIME BLOCKS LEADERS

Noah Hartsock is establishing himself as one of the best shot blockers in BYU history. He is currently fourth all-time in program history. Over the last five games, Hartsock has totaled 18 blocks (3.6 per game).

Blocks	Seasons	GP	Blocks	Blocks/G
1. Greg Kite	1979-83	112	208	1.9
2. Shawn Bradley	1990-91	34	177	5.2
3. Russell Larson	1991-95	129	166	1.3
4. Noah Hartsock	2008-present	108	149	1.4

ABOUO STEPPING IT UP

Senior Charles Aboou is quietly having the most productive year of his career. He is averaging career highs in points (12.7), rebounds (7.4), assists (2.6) and steals (1.3) while shooting a career-best .522 from the field and .514 from three.

NATE 'REX' AUSTIN

From Nov. 30 to Dec. 7, Nate 'Rex' Austin had the best stretch of his young career. Against Northern Arizona, he scored 11 points and grabbed four boards in nine minutes. He followed that with a nine-point, six-rebound effort vs. Oregon and then set career highs with 15 points and nine rebounds vs. Weber State. Austin also hit one 3-pointer in each game and shot 76.2 percent (16 of 21) from the field.



ROSTER BREAKDOWN

Starters Returning	Pos.	Yr.	Ppg	Rpg	Exp
Charles Abouo	G/F	Sr.	7.2	4.8	3L
Brandon Davies	F	Jr.	11.1	6.2	2L
Noah Hartsock	F	Sr.	8.6	5.9	3L

Other Returnees	Pos.	Yr.	Ppg	Rpg	Exp
Matt Carlino**	G	Fr.	—	—	RS
Chris Collinsworth	F	So.	5.9	5.6	2L
Craig Cusick ^	G	Jr.	—	—	PS
Nick Martineau	G	Jr.	0.7	0.4	2L
Stephen Rogers	F	Jr.	4.1	2.2	1L
Anson Winder**	G	Fr.	—	—	RS
Brock Zylstra	G	Jr.	1.1	1.3	2L

** Redshirted in 2010-11
^ A member of the practice squad in 2010-11

Newcomers	Pos.	Yr.
Nate Austin	F/C	Fr.
Damarcus Harrison	G	Fr.
Ian Harward	F/C	Fr.
Austin Nelson	G	Fr.
Josh Sharp	F	Fr.
Jaren Sweeney	G/F	Fr.

BY POSITION

Point Guard	Pos.	Yr.
Matt Carlino	G	Fr.
Damarcus Harrison	G	Fr.
Austin Nelson	G	Fr.
Brock Zylstra	G	Jr.

Wing	Pos.	Yr.
Charles Abouo	G/F	Sr.
Stephen Rogers	F	Jr.
Josh Sharp	F	Fr.
Jaren Sweeney	G/F	Fr.
Anson Winder	G	Fr.
Brock Zylstra	G	Jr.

Post	Pos.	Yr.
Nate Austin	F/C	Fr.
Chris Collinsworth	F	So.
Brandon Davies	F	Jr.
Noah Hartsock	F	Sr.
Ian Harward	F/C	Fr.
Josh Sharp	F	Fr.

BY YEAR

Freshmen	Pos.	Yr.
Nate Austin	F/C	Fr.
Matt Carlino	G	Fr.
Damarcus Harrison	G	Fr.
Ian Harward	F/C	Fr.
Austin Nelson	G	Fr.
Josh Sharp	F	Fr.
Jaren Sweeney	G/F	Fr.
Anson Winder	G	Fr.

Sophomore	Pos.	Yr.
Chris Collinsworth	F	So.

Junior	Pos.	Yr.
Craig Cusick	G	Jr.
Nick Martineau	G	Jr.
Brock Zylstra	G	Jr.
Brandon Davies	F	Jr.
Stephen Rogers	F	Jr.

Senior	Pos.	Yr.
Charles Abouo	G/F	Sr.
Noah Hartsock	F	Sr.

AMONG THE NATION'S BEST

BYU men's basketball is one of the most successful programs in the nation in recent history. See below.

Best Combined Record 09-10 and 10-11

Team	W	L	Pct.
1. Kansas	68	6	.919
2. Duke	67	10	.870
3. Ohio State	63	11	.851
4. <i>BYU</i>	62	11	.849
5. Kentucky	64	12	.842

Teams With 25 Wins, Last Five Seasons

- *BYU*
- Butler
- Kansas
- Pittsburgh

GOING GREEK

BYU men's basketball went on a 10-day, four-game tour of Greece in August. The Cougars won their first two games against the Athens All-Stars (88-56) and ASE Doukas (114-45) while also playing a friendly game against US Navy personnel on a base in Crete. While in Greece, BYU was invited to participate in the Acropolis of Athens Tournament against the Greek and Italian National Teams, both ranked among the top 10 in the world by FIBA. Against Greece, Stephen Rogers led BYU with 20 points in an 83-54 loss. Brock Zylstra exploded for 26 points and four 3-pointers in BYU's 102-63 loss to an Italian team that featured three NBA stars.

NEW HOME

In 2011-12, BYU men's basketball enters its first season as a member of the West Coast Conference. The Cougars have played each member of the league at least twice all time. Last season, BYU defeated St. Mary's 74-73 in the South Padre Island Invitational championship game and Gonzaga 89-67 in the third round of the NCAA Tournament to advance to the Sweet 16. See below for BYU's all-time record vs. its new conference and its record under Dave Rose vs. those teams.

OPPONENT	ALL-TIME (ROSE VS.)
Gonzaga	1-1 (1-0)
Loyola Marymount	2-1 (1-1)
Pepperdine	4-4 (2-0)
Portland	5-0 (3-0)
St. Mary's	8-2 (1-0)
San Diego	2-0 (0-0)
San Francisco	5-5 (1-0)
Santa Clara	15-5 (0-0)
<i>Total</i>	<i>42-18 (9-1)</i>

COACHING STAFF

For the second-straight season there was a change to the coaching staff. Former associate head coach Dave Rice, who had been with the staff since Rose became the head coach in 2005, left to take the head job at his alma mater, UNLV. Rose hired Mark Pope as an assistant coach in May 2011. Pope comes to BYU after one season as an assistant at Wake Forest. Prior to Wake Forest, Pope was the director of basketball operations at Georgia. Pope played his college ball at Washington and Kentucky. In 1996, he was a team captain and helped Kentucky win the NCAA National Championship. Pope was selected by the Indiana Pacers in the second round of the NBA draft and played seven seasons in the NBA. He played in the Eastern Conference Finals with Indiana (1998) and Milwaukee (2001).



BYU'S 2011-12 RECORD WHEN

At home	4-1
On the road	1-1
On a neutral floor	3-1
On Television	8-3
On BYUtv	6-1
On ESPN2	0-0
On ESPNU	1-0
On FSN	1-0
On KCSG	0-1
On Big Ten Network	0-1
On Monday	0-0
On Tuesday	2-0
On Wednesday	2-0
On Thursday	0-0
On Friday	2-1
On Saturday	2-2
Coming off a win	6-2
Coming off a loss	2-0
Had two or more days between last game	7-1
Had only one day between last game	0-0
Playing the next day after a game	0-1
BYU scores 100 or more points	0-0
BYU scores between 90-99 points	3-0
BYU scores between 80-89 points	1-1
BYU scores between 70-79 points	3-0
BYU scores between 60-69 points	1-1
BYU scores below 60 points	0-1
Opponent scores 90 or more points	0-0
Opponent scores between 80-89 points	0-1
Opponent scores between 70-79 points	0-1
Opponent scores between 60-69 points	3-1
Opponent scores between 50-59 points	4-0
Opponent scores below 50 points	1-0
BYU leads at half	8-1
Opponent leads at half	0-2
Score tied at half	0-0
BYU leads with 5 minutes left	8-0
Opponent leads with 5 min. left	0-3
Score tied with 5 minutes left	0-0
BYU leads with 1 minute left	8-0
Opponent leads with 1 min. left	0-3
Score tied with 1 minute left	0-0
Game goes into overtime	0-0
BYU shoots 50 % or better	5-0
Opponent shoots 50 % or better	0-2
BYU outshoots opponent	8-1
Opponent outshoots BYU	0-2
Teams shoot equal from the field	0-0
BYU outrebounds opponent	8-1
Opponent outrebounds BYU	0-2
BYU and opponent tie in rebounds	0-0
vs. top-25 ranked opponent	0-2
vs. 2011 regular-season conference champions	0-1
vs. 2011 postseason teams	4-2

# PLAYERS IN DOUBLE FIGURES	11-12	CONF
One Player	0-1	0-0
Two Players	1-0	0-0
Three Players	3-1	0-0
Four Players	2-1	0-0
Five Players	1-0	0-0
Six Players	1-0	0-0

LATE FREE THROWS	5:00-2:00	2:00-0:00/OT
Charles Abouo	6-7 (.857)	4-4 (1.000)
Noah Hartsock	4-4 (.500)	—
Brandon Davies	—	1-1 (1.000)
Nick Martineau	—	1-2 (.500)
Josh Sharp	—	1-2 (.500)
Nate Austin	2-5 (.400)	2-3 (.667)
Damarcus Harrison	—	1-1 (1.000)
Anson Winder	0-1 (.000)	1-1 (1.000)
Craig Cusick	—	4-4 (1.00)
Team	12-17 (.706)	15-18 (.833)

DUNKS	11-12	CAREER
Charles Abouo	2	15
Brandon Davies	10	34
Chris Collinsworth	0	4
Noah Hartsock	2	7
Brock Zylstra	0	1
Stephen Rogers	1	2
Josh Sharp	1	1
Anson Winder	1	1
Nate Austin	1	1
Damarcus Harrison	1	1
BYU	19	—
Opponents	13	—

BYU STARTING LINEUPS

OPPONENT	(1)	(2)	(3)	(4)	(5)
at Utah State	Zylstra	Rogers	Abouo	Hartsock	Davies
BYU-Hawaii	Zylstra	Rogers	Abouo	Hartsock	Davies
Longwood	Cusick	Zylstra	Abouo	Hartsock	Davies
Prairie View A&M	Cusick	Zylstra	Abouo	Hartsock	Davies
vs. Nevada	Winder	Zylstra	Abouo	Hartsock	Davies
vs. Wisconsin	Winder	Zylstra	Abouo	Hartsock	Davies
vs. Northern Arizona	Winder	Zylstra	Abouo	Hartsock	Davies
vs. Oregon	Winder	Zylstra	Abouo	Hartsock	Davies
Weber State	Winder	Zylstra	Abouo	Hartsock	Davies
at Utah	Winder	Zylstra	Abouo	Hartsock	Davies
Baylor	Cusick	Zylstra	Abouo	Hartsock	Davies
Buffalo					
UC Santa Barbara					
Cal State San Marcos					
at Saint Mary's					
San Diego					
at Loyola Marymount					
San Francisco					
Santa Clara					
at San Diego					
Loyola Marymount					
at Pepperdine					
at Virginia Tech					
Saint Mary's					
Gonzaga					
at Portland					
Pepperdine					
at San Francisco					
at Santa Clara					
Gonzaga					
Portland					

WON-LOSS RECORDS/STARTING LINEUPS

RECORD	(1)	(2)	(3)	(4)	(5)
1-1	Zylstra	Rogers	Abouo	Hartsock	Davies
2-1	Cusick	Zylstra	Abouo	Hartsock	Davies
5-1	Winder	Zylstra	Abouo	Hartsock	Davies

FREE THROW STREAKS

Davies	11	11/22/11 - 12/10/11
Hartsock	10	11/25/11 - 12/3/11
Hartsock	8	11/11/11 - 11/18/11
Hartsock	8	12/3/11 - 12/7/11
Abouo	8	11/22/11 - 12/7/11
Hartsock	8	12/7/11 - current
Davies	7	11/11/11 - 11/15/11
Davies	7	12/10/11 - 12/17/11
Cusick	4	12/10/11 - current

MARGIN OF VICTORY

MARGIN	WINS	LOSSES
1 point		
2 points		
3 points		1
4 points		
5 points		
6 points		
7 points		1
8 points		
9 points		
10 points		
11 points		
12 points		
13 points		
14 points	1	
15 points		
16-19 points	1 (19)	1 (17)
20-24 points	2 (21, 21)	
25-29 points	1 (28)	
30-plus points	3 (32, 35, 39)	

STREAKS

STREAK	11-12	OVERALL
Current won/loss streak	1 loss	same
At home	1 loss	same
On the road	1 win	same
On a neutral floor	2 wins	same
At home vs. Nonconference	1 loss	same
At home vs. WCC	—	—
On the road vs. Nonconference	1 win	same
On the road vs. WCC	—	—
On a neutral floor vs. Nonconference	2 wins	same
On a neutral floor vs. WCC	—	—
at regular-season tournament	1 loss	same
at WCC Tournament	—	—
at NCAA Tournament	—	1 loss
at NIT	—	2 losses
Games With a Three-Point Make	11	486

GAMES PLAYED

	2011-12	CAREER
Charles Abouo	11 (8-3)	117 (95-22)
Noah Hartsock	11 (8-3)	111 (90-21)
Brandon Davies	11 (8-3)	75 (65-10)
Brock Zylstra	11 (8-3)	60 (50-10)
Nick Martineau	8 (7-1)	53 (48-5)
Chris Collinsworth	2 (1-1)	46 (36-10)
Stephen Rogers	10 (8-2)	46 (39-7)
Craig Cusick	11 (8-3)	11 (8-3)
Josh Sharp	9 (7-2)	9 (7-2)
Damarcus Harrison	11 (8-3)	11 (8-3)
Nate Austin	11 (8-3)	11 (8-3)
Anson Winder	10 (8-2)	10 (8-2)
Matt Carlino	1 (0-1)	1 (0-1)

GAMES STARTED

	2011-12	CAREER
Noah Hartsock	11 (8-3)	77 (64-13)
Brandon Davies	11 (8-3)	38 (32-6)
Charles Abouo	11 (8-3)	37 (31-6)
Brock Zylstra	11 (8-3)	11 (8-3)
Anson Winder	6 (5-1)	6 (5-1)
Stephen Rogers	2 (1-1)	2 (1-1)
Craig Cusick	3 (2-1)	3 (2-1)



2011-12 SCORING BY HALF (BYU-OPPONENT)

	1ST HALF	(MARGIN)	FG %	2ND HALF	(MARGIN)	FG %	OT	(MARGIN)	FG %	FINAL	(MARGIN)	FG %
at Utah State	28-30	-2	50.0-47.6	34-39	-5	44.0-44.4	—	—	—	62-69	-7	46.8-45.8
BYU-Hawaii	40-17	+23	50.0-19.4	33-35	-2	47.8-40.5	—	—	—	73-52	+21	49.1-30.9
Longwood	35-29	+6	44.0-39.3	57-31	+26	63.6-42.9	—	—	—	92-60	+32	55.2-41.1
Prairie View A&M	34-25	+9	43.5-32.3	56-26	+30	67.9-26.3	—	—	—	90-51	+39	56.9-29.0
vs. Nevada	34-27	+7	46.7-34.5	42-28	+14	63.0-40.7	—	—	—	76-55	+21	54.4-37.5
vs. Wisconsin	32-34	-2	50.0-42.9	24-39	-15	36.0-60.0	—	—	—	56-73	-17	43.1-50.9
vs. Northern Arizona	44-21	+23	48.5-33.3	43-31	+12	54.5-41.4	—	—	—	87-52	+35	51.5-37.7
vs. Oregon	38-31	+7	37.8-41.7	41-34	+7	41.2-36.4	—	—	—	79-65	+14	39.4-38.6
Weber State	47-34	+13	40.9-32.4	47-32	+15	63.6-34.5	—	—	—	94-66	+28	50.6-33.3
at Utah	25-17	+8	26.9-18.2	36-25	+11	52.2-33.3	—	—	—	61-42	+19	38.8-26.9
Baylor	42-38	+4	45.7-46.4	41-48	-7	48.5-54.3	—	—	—	83-86	-3	47.1-50.8
Buffalo												
UC Santa Barbara												
Cal State San Marcos												
at Saint Mary's												
San Diego												
at Loyola Marymount												
San Francisco												
Santa Clara												
at San Diego												
Loyola Marymount												
at Pepperdine												
at Virginia Tech												
Saint Mary's												
Gonzaga												
at Portland												
Pepperdine												
at San Francisco												
at Santa Clara												
Gonzaga												
Portland												
SEASON TOTALS	36.3-27.5	+8.7	43.8-35.0	41.3-33.5	+7.8	53.3-40.8	—	—	—	77.5-61.0	+16.5	48.5-38.1

2011-12 OFFENSIVE TRENDS (BYU-OPPONENT)

	PTS/PAINT	(MARGIN)	PTS OFF T.O.	(MARGIN)	2ND CHANCE PTS	(MARGIN)	FASTBREAK PTS	(MARGIN)	BENCH PTS	(MARGIN)	BIG RUN	BIG LEAD
at Utah State	22-20	+2	15-21	-6	7-9	-2	0-0	0	6-11	-5	5-0/11-0	4/11
BYU-Hawaii	30-22	+8	15-4	+11	11-8	+3	6-0	+6	18-13	+5	13-0/5-0	26/NA
Longwood	26-12	+14	16-4	+12	25-3	+22	4-2	+2	44-16	+28	9-0/7-0	32/6
Prairie View A&M	30-24	+6	14-7	+7	12-10	+2	10-4	+6	41-19	+22	18-0/4-0	41/3
vs. Nevada	40-28	+12	22-10	+12	13-7	+6	16-2	+14	6-5	+1	16-0/9-0	24/2
vs. Wisconsin	30-24	+6	11-20	-9	12-9	+3	11-2	+9	19-23	-4	7-0/11-0	4/22
vs. Northern Arizona	28-26	+2	28-10	+18	10-2	+8	10-6	+4	27-24	+3	15-0/5-0	37/4
vs. Oregon	27-22	+5	17-9	+9	19-8	+11	6-0	+6	25-16	+9	13-0/8-0	21/8
Weber State	42-22	+20	14-9	+6	15-11	+4	10-2	+8	34-20	+14	8-0/10-0	34/3
at Utah	12-20	-8	8-2	+6	12-6	+6	2-0	+2	21-9	+12	10-0/5-0	22/4
Baylor	41-24	+17	20-26	-6	24-12	+12	11-2	+9	27-19	+8	11-0/6-0	13/9
Buffalo												
UC Santa Barbara												
Cal State San Marcos												
at Saint Mary's												
San Diego												
at Loyola Marymount												
San Francisco												
Santa Clara												
at San Diego												
Loyola Marymount												
at Pepperdine												
at Virginia Tech												
Saint Mary's												
Gonzaga												
at Portland												
Pepperdine												
at San Francisco												
at Santa Clara												
Gonzaga												
Portland												
SEASON TOTALS	328-244	+84	180-122	+58	160-85	+75	86-20	+66	268-175	+93		
TIMES LED, RECORD (W/L/T)	7-3/1-0/0-0		8-0/0-3/0-0		8-2/0-1/0-0		8-2/0-0/0-1		8-1/0-2/0-0			





2011-12 WCC STANDINGS (AS OF 12/18/11)

	WCC	Pct	Overall
Saint Mary's	0-0	.000	8-1
Gonzaga	0-0	.000	7-2
San Francisco	0-0	.000	9-3
BYU	0-0	.000	8-3
Santa Clara	0-0	.000	7-3
Pepperdine	0-0	.000	6-4
Loyola Marymount	0-0	.000	6-5
San Diego	0-0	.000	5-6
Portland	0-0	.000	3-8

2011-12 WCC PLAYERS OF THE WEEK

Nov. 14	Ashley Hamilton, Loyola Marymount
Nov. 21	Kevin Pangos, Gonzaga
Nov. 28	Evan Roquemore, Santa Clara
Dec. 5	Noah Hartssock, BYU
Dec. 12	Angelo Caloiaro, San Francisco
Dec. 19	Elias Harris, Gonzaga

PRESEASON WCC MEDIA POLL

School (First-place votes)	Points
1. Gonzaga University (7)	63
2. Saint Mary's College (1)	56
3. Brigham Young University (1)	52
4. University of San Francisco	42
5. Santa Clara University	35
6. Loyola Marymount University	27
7. University of Portland	25
8. Pepperdine University	13
9. University of San Diego	11

PRESEASON ALL-WCC

Player	School	Yr.	Pos.
Brandon Davies	BYU	Jr.	F
Matthew Dellavedova	Saint Mary's	Jr.	G
Kevin Foster	Santa Clara	RS-Jr.	G
Rashad Green	San Francisco	Sr.	G
Elias Harris	Gonzaga	Jr.	F
Rob Jones	Saint Mary's	RS-Sr.	F
Nemanja Mitrovic	Portland	Sr.	G
Robert Sacre	Gonzaga	RS-Sr.	C
Drew Viney	Loyola Marymount	RS-Sr.	F
Michael Williams	San Francisco	Jr.	G

Note: Team listed alphabetically

Click/scan to view the WCC men's basketball page on WCCsports.com



TEAM

WCC STATS (12/18/11)	ALL	CONF
Scoring Offense	1st	—
Scoring Defense	3rd	—
Scoring Margin	2nd	—
FT Percentage	7th	—
FG Percentage	1st	—
FG Percentage Defense	2nd	—
3FG Percentage	1st	—
3FG Percentage Defense	4th	—
3-Point FG Made/Game	3rd	—
Rebounding Offense	2nd	—
Rebounding Defense	6th	—
Rebounding Margin	3rd	—
Blocked Shots	1st	—
Assists	2nd	—
Steals	5th	—
Turnover Margin	2nd	—
Assist/Turnover Ratio	2nd	—
Offensive Rebounds	17th	—
Defensive Rebounds	2nd	—
Defensive Reb Pct	4th	—
Offensive Reb Pct	6th	—

NCAA STATS (12/18/11)	RANK	ACTUAL
Won-Lost Percentage	74	72.7
Scoring Offense	44	77.5
Scoring Defense	67	61.0
Scoring Margin	23	16.5
Field-Goal Percentage	31	48.5
Field-Goal Pct Defense	35	38.1
3-Point Field Goals/Game	50	7.9
3-Point Field-Goal Pct	35	39.2
Three Pt FG Defense	155	32.9
Free-Throw Percentage	146	69.0
Rebound Margin	34	6.8
Assists Per Game	10	17.8
Assist Turnover Ratio	22	1.32
Blocked Shots Per Game	27	5.5
Steals Per Game	146	7.1
Turnovers Per Game	129	13.5
Turnover Margin	111	1.6
Personal Fouls Per Game	128	17.8

INDIVIDUAL

WCC (12/18/11)	TOP BYU PLAYER - ALL	TOP BYU PLAYER - CONF
Scoring	Noah Hartssock - 2nd	—
Rebounding	Charles Abouo - 5th	—
FG Percentage	Noah Hartssock - 3rd	—
Assists	Anson Winder - 12th	—
FT Percentage	Noah Hartssock - 4th	—
Steals	Charles Abouo - 11th	—
3FG Percentage	Charles Abouo - 3rd	—
3FG Made/Game	Abouo/Zylstra - T10th	—
Blocked Shots	Noah Hartssock - 1st	—
Assist/TO Ratio	Anson Winder - 2nd	—
Offensive Rebounds	Charles Abouo - 11th	—
Defensive Rebounds	Charles Abouo - 5th	—
Minutes Played	Noah Hartssock - 6th	—

NCAA (12/18/11)	BYU PLAYER - RANK	ACTUAL
Points Per Game	Noah Hartssock - 88	17.1
Field Goal Percentage	Noah Hartssock - 41	55.8
Free Throw Percentage	Noah Hartssock - 97	84.4
Rebounds Per Game	Charles Abouo - 144	7.4
	Brandon Davies - 169	7.1
	Noah Hartssock - 206	6.7
Blocked Shots Per Game	Noah Hartssock - 32	2.5
Assist Turnover Ratio	Anson Winder - 53	2.29

Click/scan to view the NCAA Division I Men's Basketball statistics



2011-12 NUMERICAL ROSTER

Click/scan to view the BYU men's basketball roster on BYUcougars.com



PRONUNCIATION GUIDE

CHARLES ABOUO a-BOO-oh	ANSON WINDER AN-son WINE-der
MATT CARLINO car-LEE-no	BROCK ZYLSTRA ZIL-stra
DAMARCUS HARRISON duh-MARCUS	TERRY NASHIF NASH-if
IAN HARWARD har-WORD	ROBERT RAMOS RAY-mus
NICK MARTINEAU MART-in-oh	

No.	Name	Pos.	Ht.	Wt.	Yr.	Hometown (Previous School)
0	Brandon Davies	F	6-9	235	Jr.	Provo, Utah (Provo HS)
1	Charles Abouo	G/F	6-5	215	Sr.	Abidjan, Cote d'Ivoire (Brewster Academy)
2	Craig Cusick	G	6-2	185	Jr.	Orem, Utah (Utah)
3	Austin Nelson	G	6-0	160	Fr.	Henderson, Nev. (Coronado HS)
5	Chris Collinsworth	F	6-9	235	So.	Provo, Utah (Provo HS)
10	Matt Carlino	G	6-2	175	Fr.	Scottsdale, Ariz. (Bloomington South HS)
12	Josh Sharp	F	6-7	185	Fr.	Highland, Utah (Utah)
13	Brock Zylstra	G/F	6-6	210	Jr.	La Verne, Calif. (Bonita HS)
14	Nick Martineau	G	6-0	170	Jr.	Fruit Heights, Utah (Davis HS)
15	Jaren Sweeney	G/F	6-5	190	Fr.	Mesa, Ariz. (Mountain View HS)
20	Anson Winder	G	6-3	195	Fr.	Las Vegas, Nev. (Bishop Gorman HS)
21	Stephen Rogers	F	6-8	195	Jr.	Mesa, Ariz. (Mesa CC)
24	Damarcus Harrison	G	6-5	190	Fr.	Greenwood, S.C. (Christ School)
33	Nate Austin	F/C	6-10	215	Fr.	Alpine, Utah (Lone Peak HS)
34	Noah Hartsock	F	6-8	230	Sr.	Bartlesville, Okla. (Bartlesville HS)
42	Ian Harward	F/C	6-10	215	Fr.	Orem, Utah (Orem HS)

Head Coach: Dave Rose, 7th year (Houston, 1983)

Assistant Coaches: Terry Nashif (BYU, 2005); Tim LaComb (Utah, 2006), Mark Pope (Kentucky, 1996)

Director of Basketball Operations: Mike Hall (BYU, 2005)

Team Trainer: Robert Ramos (BYU, 1995)

2011-12 SEASON / CAREER HIGHS

#	PLAYER	POINTS	REBOUNDS	ASSISTS
0	DAVIES, Brandon Career:	25 vs. BYU-Hawaii same	13 vs. Baylor 15 vs. Colorado State (10-11)	4 vs. Longwood, vs. Nevada 6 at Air Force (10-11)
1	ABOUO, Charles Career:	22 vs. Nevada 25 vs. Wyoming (10-11)	16 vs. Longwood same	4 vs. three times, last vs. Weber State 4, three times, last vs. Nevada (11-12)
2	CUSICK, Craig Career:	10 at Utah same	3, three times, last at Utah same	8 vs. Weber State same
5	COLLINSWORTH, Chris Career:	— 15 vs. Chicago State	1 vs. BYU-Hawaii 11 at UNLV (07-08)	1 at Utah State 3 four times, last vs. Chicago State (10-11)
10	CARLINO, Matt Career:	18 vs. Baylor same	1 vs. Baylor same	2 vs. Baylor same
12	SHARP, Josh Career:	5 vs. BYU-Hawaii, vs. PVAMU same	6 vs. BYU-Hawaii, vs. PVAMU same	3 vs. Longwood same
13	ZYLSTRA, Brock Career:	23 vs. Northern Arizona same	7 vs. Baylor same	4 at Utah same
14	MARTINEAU, Nick Career:	3 vs. Longwood 6 vs. Loyola Marymount (07-08)	2 vs. PVAMU 2, four times, last vs. Hawaii (10-11)	2 vs. PVAMU 4 vs. Loyola Marymount (07-08)
20	WINDER, Anson Career:	11 vs. PVAMU same	4 vs. Nevada same	9 vs. Northern Arizona same
21	ROGERS, Stephen Career:	18 vs. PVAMU same	6 vs. Northern Arizona 8 vs. UNLV (10-11)	3 at Utah State, vs. Longwood, vs. NAU same
24	HARRISON, Damarcus Career:	11 vs. Longwood same	3 vs. Baylor same	2 vs. BYU-Hawaii, vs. PVAMU same
33	AUSTIN, Nate Career:	15 vs. Weber State same	9 vs. Weber State same	1 vs. Longwood, vs. Northern Arizona same
34	HARTSOCK, Noah Career:	23 vs. Oregon same	12 vs. Oregon, vs. Weber State 13 vs. Vermont (10-11)	5 vs. BYU-Hawaii 6 vs. Eastern New Mexico (09-10)



CAREER HIGHLIGHTS

- 167-48 overall record for a BYU record .777 winning percentage
- With 159 victories in his first six seasons is tied for third all-time for best career starts (through six seasons) by wins in NCAA history and second in BYU history for career victories
- Four Mountain West Conference regular season titles, a BYU and MWC record
- Three-time MWC Coach of the Year (2006, 2007, 2011)
- Two-time USBWA District VIII Coach of the Year (2006, 2011)
- Honorable Mention for National Coach of the Year by Scout.com (2006)
- Five-consecutive trips to the NCAA Tournament, a BYU record
- Five-consecutive 25-win seasons, a BYU record
- Holds top two spots for wins in a season in BYU history with 32 in 2010-11 and 30 in 2009-10
- Took BYU to the Sweet 16 in 2011 for the first time since 1981
- Coached Jimmer Fredette, the 2011 Consensus National Player of the Year (received the Wooden Award, Naismith Trophy, Oscar Robertson Trophy and other national awards)
- Naismith Coach of the Year Finalist in 2011
- Finalist for the Clair Bee Award in 2010

COACHING EXPERIENCE

- BYU Head Coach (2005-present)
- BYU Associate Head Coach (2000-2005)
- BYU Assistant Coach (1997-2000)
- Dixie State Head Coach (1990-1997)
- Dixie State Assistant Coach (1987-1990)
- Assistant coach at Pine View High School (1986-87)
- Head coach at Millard High School (1983-86)

SERVICE

- NABC Game Pillar Award for Service in 2008
- 63rd recipient of the Dale Rex Memorial Award
- Honorary Chair of the Children with Cancer Christmas Foundation
- Was the first coach in the state of Utah to participate in the American Cancer Society's nationwide Coaches vs. Cancer campaign
- Lobbied before Congress for more funding for cancer research in September 2010

EDUCATION

- Houston (1983, B.A.)

PLAYING CAREER

- Played baseball and basketball at Dixie State College
- Played for Houston from 1980-83 (played in 1980-81 and 82-82, redshirted in 1981-82)
- Co-Captain on the famous "Phi-Slamma Jamma" team that featured Hakeem Olajuwon and Clyde Drexler
- Helped Houston achieve a No. 1 ranking and reach the national championship game in 1983

MISSION

- Manchester England (1977-79)

PERSONAL/FAMILY

- Wife: Cheryl
- Children: Daughter Chanell and husband Brock Reichner, son Garrett and wife Brooke, daughter Taylor
- Dave and Cheryl Rose have five grandchildren



Click/scan to view Dave Rose's profile on BYUcougars.com



ROSE DIVISION I COACHING LEDGER					
SCHOOL	SEASON	OVERALL	MWC/WCC	MWC/WCC TOURNEY	NCAA/NIT
BYU	2005-06	20-9	12-4	0-1	0-1 NIT
BYU	2006-07	25-9	13-3	2-1	0-1 NCAA
BYU	2007-08	27-8	14-2	2-1	0-1 NCAA
BYU	2008-09	25-8	12-4	1-1	0-1 NCAA
BYU	2009-10	30-6	13-3	1-1	1-1 NCAA
BYU	2010-11	32-5	14-2	2-1	2-1 NCAA
BYU	2011-12	8-3	—	—	—
TOTAL		167-48 (.777)	78-18 (.813)	8-6 (.571)	3-6





DAVIES NOTES

Last time Out

- Posted a double-double with 18 points and 13 rebounds (5 offensive), also had 1 assist, 1 block and 1 steal vs. Baylor

In 2011-12

- Has started every game and scored in double figures seven times
- Fifth career double-double vs. Baylor (18 points, 13 rebounds)
- Set career-high with 25 points vs. BYU-Hawaii
- Averages 11.3 points, 7.1 rebounds, 2.1 assists, 1.1 blocks and 1.0 steals
- 46.5 percent FG shooting and 75.0 percent FT shooting
- Named to the All-WCC Preseason team

Other

- Mother is Linda Kathleen Davies and has one brother and one sister
- Also recruited by Utah, Gonzaga, Utah State, Cal Berkeley, Washington State, Penn State and Santa Clara
- Played for Craig Drury at Provo High School where he helped lead the Bulldogs to state titles as a sophomore and junior and a second-place finish as a senior
- Named first-team all-state by the Salt Lake Tribune and Deseret News and to the Long Beach Press-Telegram Best in the West Second Team as a senior

Click/scan for Davies' bio on BYUcougars.com



0 — BRANDON DAVIES

6-9 • 235 • Junior • Forward
Provo, Utah (Provo HS)

11-12 SEASON HIGHS

Points: 25, BYU-Hawaii – 11/15/11
 Points 1st half: 14, BYU-Hawaii – 11/15/11
 Points 2nd half: 13 at Utah State – 11/11/11
 Rebounds: 13, Baylor – 12/17/11
 Assists: 4, Longwood – 11/18/11, vs. Nevada – 11/25/11
 Steals: 3 vs. Wisconsin – 11/26/11
 Blocks: 3, Weber State – 12/7/11
 FG made: 10, BYU-Hawaii – 11/15/11
 FG attempts: 15, Baylor – 12/17/11
 3FG made: —
 3FG attempts: 1, Baylor – 12/17/11
 FT made: 6, Baylor – 12/17/11
 FT attempts: 9 at Utah State – 11/11/11, Baylor – 12/17/11

2011-12 GAME-BY-GAME

Opponent	Date	GS	Min	FG	FGA	Pct	3FG	FGA	Pct	FT	FTA	Pct	Off	Def	TR	Avg	PF	FO	A	TO	Blk	Stl	Pts	Avg	
at Utah State	11/11/11	*	24	4	10	.400	0	0	.000	5	9	.556	2	3	5	5.0	3	0	1	3	1	2	13	13.0	
BYU-HAWAII	11/15/11	*	28	10	13	.769	0	0	.000	5	6	.833	3	6	9	7.0	3	0	3	5	2	1	25	19.0	
LONGWOOD	11/18/11	*	20	1	3	.333	0	0	.000	0	0	.000	2	2	4	6.0	3	0	4	5	0	0	2	13.3	
PRAIRIE VIEW A&M	11/22/11	*	26	4	8	.500	0	0	.000	5	6	.833	3	5	8	6.5	3	0	3	4	2	1	13	13.3	
vs Nevada	11/25/11	*	25	4	8	.500	0	0	.000	2	2	1.000	0	3	3	5.8	5	1	4	0	1	0	10	12.6	
vs Wisconsin	11/26/11	*	30	4	10	.400	0	0	.000	1	1	1.000	0	4	4	5.5	2	0	1	4	0	3	9	12.0	
vs Northern Arizona	11/30/11	*	28	6	9	.667	0	0	.000	2	2	1.000	2	7	9	6.0	1	0	3	0	0	1	14	12.3	
vs Oregon	12/03/11	*	20	2	10	.200	0	0	.000	2	2	1.000	1	4	5	5.9	5	1	2	1	1	0	6	11.5	
WEBER STATE	12/07/11	*	22	5	11	.455	0	0	.000	1	1	1.000	3	6	9	6.2	4	0	0	2	3	1	11	11.4	
at Utah	12/10/11	*	25	1	4	.250	0	0	.000	1	2	.500	3	6	9	6.5	3	0	1	1	1	1	3	10.6	
BAYLOR	12/17/11	*	36	6	15	.400	0	1	.000	6	9	.667	5	8	13	7.1	3	0	1	1	1	1	18	11.3	
Totals			11	284	47	101	.465	0	1	.000	30	40	.750	24	54	78	7.1	35	2	23	26	12	11	124	11.3

CAREER HIGHS

Points: 25, BYU-Hawaii – 11/15/11
 Rebounds: 15, Colorado State – 02/23/11
 Assists: 6, at Air Force – 02/09/11
 Steals: 3, Utah – 02/12/11, vs. Wisconsin – 11/26/11
 Blocks: 3, four times, last, Weber State – 12/7/11
 FG made: 10, BYU-Hawaii – 11/15/11
 FG attempts: 15, at Wyoming Cowboys – 02/02/11, Baylor – 12/17/11
 3FG made: —
 3FG attempts: 1, Utah – 01/30/10, Baylor – 12/17/11
 FT made: 12, Colorado State – 02/23/11
 FT attempts: 16, Colorado State – 02/23/11


MISCELLANEOUS

	11-12	Career
Double-Figure Pts:	7 (5-2)	33 (29-4)
20-plus Pts:	1 (1-0)	4 (4-0)
Double-Figure Reb:	1 (0-1)	5 (4-1)
Double-Doubles:	1 (0-1)	5 (4-1)
3-plus Steals:	1 (0-1)	2 (1-1)
3-plus Blocks:	1 (1-0)	4 (4-0)
3-plus 3-point FGs:	0 (0-0)	0 (0-0)
Scoring Leader:	2 (1-1)	3 (2-1)
Rebound Leader:	5 (4-1)	19 (16-3)
Assist Leader:	1 (1-0)	3 (3-0)

CAREER STATISTICS (ALL GAMES)																									
Year	GP	GS	Min	Avg	FG	FGA	Pct	3FG	FGA	Pct	FT	FTA	Pct	Off	Def	TR	Avg	PF	FO	A	TO	Blk	Stl	Pts	Avg
2009-10	35	1	474	13.5	69	128	.539	0	1	.000	50	88	.568	30	74	104	3.0	91	1	9	47	14	13	188	5.4
2010-11	29	26	721	24.9	115	219	.525	0	0	.000	93	138	.674	63	117	180	6.2	90	4	43	44	27	20	323	11.1
2011-12	11	11	284	25.8	47	101	.465	0	1	.000	30	40	.750	24	54	78	7.1	35	2	23	26	12	11	124	11.3
TOTAL	75	38	1479	19.7	231	448	.516	0	2	.000	173	266	.650	117	245	362	4.8	216	7	75	117	53	44	635	8.5

CAREER STATISTICS (CONFERENCE GAMES)																									
Year	GP	GS	Min	Avg	FG	FGA	Pct	3FG	FGA	Pct	FT	FTA	Pct	Off	Def	TR	Avg	PF	FO	A	TO	Blk	Stl	Pts	Avg
2009-10	15	0	187	12.5	29	63	.460	0	1	.000	22	41	.537	13	35	48	3.2	35	0	3	21	5	6	80	5.3
2010-11	14	14	395	28.2	54	111	.486	0	0	.000	51	74	.689	30	72	102	7.3	46	2	29	25	16	13	159	11.4
TOTAL	29	14	582	20.1	83	174	.477	0	1	.000	73	115	.635	43	107	150	5.2	81	2	32	46	21	19	239	8.2





1 — CHARLES ABOUO
 6-5 • 215 • Senior • Guard/Forward
 Abidjan, Cote d'Ivoire (Brewster Academy)

ABOUO NOTES

Last time Out

- Scored 17 points and had 9 rebounds, 2 assists and 1 block vs. Baylor

In 2011-12

- Has started every game and scored in double figures seven times
- Averages 12.7 points, 7.4 rebounds, 2.6 assists and 1.2 steals
- Narrowly missed another double-double vs. Baylor (17 points, 9 rebounds)
- Posted 19 points on 6 of 9 shooting and added a career-best 16 rebounds, 4 assists and 2 blocks against Longwood
- Scored a season-high 22 points, tied a career high with four 3s and added 8 boards, 4 assists and 3 steals against Nevada
- 52.2 percent FG shooting and 51.4 percent 3-point FG shooting

Other

- Parents are Ernest and Yvonne Abouo
- Played for the Utah Pump and Run AAU team with BYU players Chris Collinworth and Nick Martineau
- Also recruited by San Diego State, Wichita State, Utah State, Loyola, Montana, Tulsa and Virginia Commonwealth
- Played for the Cote d'Ivoire Senior National Team during the summers of 2009 and 2010
- Played in the 2010 World Championships in Turkey with the Cote d'Ivoire National Team.
- Helped Brewster Academy (Wolfeboro, N.H.) set a school record with a 31-4 overall record in 2007-08

Click scan for Abouo's bio on BYUcougars.com



11-12 SEASON HIGHS

Points: 22, vs Nevada -- 11/25/11
 Points 1st half: 7, three times, last, vs. NAU -- 11/30/11
 Points 2nd half: 16 vs Nevada -- 11/25/11
 Rebounds: 16, Longwood -- 11/18/11
 Assists: 4, three times, last, Weber State -- 12/7/11
 Steals: 3, BYU-Hawaii -- 11/15/11, vs. Nevada -- 11/25/11
 Blocks: 2 Longwood -- 11/18/11
 FG made: 8 vs. Nevada -- 11/25/11
 FG attempts: 15, vs. Oregon -- 12/3/11
 3FG made: 4 vs. Nevada -- 11/25/11
 3FG attempts: 6, vs. Oregon -- 12/3/11
 FT made: 5 at Utah State -- 11/11/11, Longwood -- 11/18/11
 FT attempts: 8 Longwood -- 11/18/11

2011-12 GAME-BY-GAME

Opponent	Date	GS	Min	FG	FGA	Pct	3FG	FGA	Pct	FT	FTA	Pct	Off	Def	TR	Avg	PF	FO	A	TO	Blk	Stl	Pts	Avg
at Utah State	11/11/11	*	36	4	6	.667	3	5	.600	5	7	.714	3	3	6	6.0	4	0	3	3	0	0	16	16.0
BYU-HAWAII	11/15/11	*	20	1	4	.250	0	0	.000	2	5	.400	0	6	6	6.0	4	0	3	4	0	3	4	10.0
LONGWOOD	11/18/11	*	27	6	9	.667	2	3	.667	5	8	.625	5	11	16	9.3	0	0	4	1	2	0	19	13.0
PRAIRIE VIEW A&M	11/22/11	*	24	4	6	.667	2	3	.667	3	5	.600	2	5	7	8.8	0	0	3	1	0	2	13	13.0
vs Nevada	11/25/11	*	38	8	12	.667	4	5	.800	2	2	1.000	2	6	8	8.6	2	0	4	5	0	3	22	14.8
vs Wisconsin	11/26/11	*	34	2	6	.333	0	2	.000	2	2	1.000	1	3	4	7.8	3	0	2	4	1	0	6	13.3
vs Northern Arizona	11/30/11	*	14	3	8	.375	1	3	.333	2	2	1.000	0	3	3	7.1	2	0	1	2	0	1	9	12.7
vs Oregon	12/03/11	*	31	3	15	.200	2	6	.333	0	0	.000	5	7	12	7.8	2	0	3	1	0	1	8	12.1
WEBER STATE	12/07/11	*	23	6	10	.600	3	4	.750	0	1	.000	0	4	4	7.3	2	0	4	0	0	2	15	12.4
at Utah	12/10/11	*	25	4	6	.667	1	2	.500	2	2	1.000	2	4	6	7.2	3	0	0	2	1	1	11	12.3
BAYLOR	12/17/11	*	22	7	10	.700	1	4	.250	2	2	1.000	6	3	9	7.4	4	0	2	5	1	0	17	12.7
Totals			11	294	48	92	.522	19	37	.514	25	.694	26	55	81	7.4	26	0	29	28	5	13	140	12.7

CAREER HIGHS

Points: 25, Wyoming -- 03/05/11
 Rebound: 16, Longwood -- 11/18/11
 Assists: 4, four times, last, Weber State -- 12/7/11
 Steals: 3, three times, last, vs. Nevada -- 11/25/11
 Blocks: 2, Colorado State -- 02/23/11; Longwood -- 11/18/11
 FG made: 9, Wyoming -- 03/05/11
 FG attempts: 15, vs. Oregon -- 12/3/11
 3FG made: 4, at SDSU -- 02/26/11; vs Nevada -- 11-25-11
 3FG attempts: 6, Utah State -- 11/17/10, vs. Oregon -- 12/3/11
 FT made: 7, vs Arizona -- 12/11/10
 FT attempts: 10, vs Arizona -- 12/11/10


MISCELLANEOUS

	10-11	Career
Double-Figure Pts:	7 (5-2)	21 (18-3)
20-plus Pts:	0 (0-0)	3 (3-0)
Double-Figure Reb:	2 (2-0)	4 (4-0)
Double-Doubles:	1 (1-0)	2 (2-0)
3-plus Steals:	2 (2-0)	3 (3-0)
3-plus Blocks:	0 (0-0)	0 (0-0)
3-plus 3-point FGs:	3 (2-1)	5 (4-1)
Scoring Leader:	2 (2-0)	2 (2-0)
Rebound Leader:	3 (2-1)	12 (11-1)
Assist Leader:	1 (1-0)	2 (2-0)

CAREER STATISTICS (ALL GAMES)																									
Year	GP	GS	Min	Avg	FG	FGA	Pct	3FG	FGA	Pct	FT	FTA	Pct	Off	Def	TR	Avg	PF	FO	A	TO	Blk	Stl	Pts	Avg
2008-09	33	1	354	10.7	30	75	.400	9	21	.429	27	42	.643	13	49	62	1.9	33	1	13	22	3	9	96	2.9
2009-10	36	2	464	12.9	57	122	.467	11	27	.407	39	55	.709	40	70	110	3.1	56	1	31	29	9	19	164	4.6
2010-11	37	22	772	20.9	88	212	.415	24	83	.289	68	90	.756	52	127	179	4.8	83	2	30	40	11	29	268	7.2
2011-12	11	11	294	26.7	48	92	.522	19	37	.514	25	36	.694	26	55	81	7.4	26	0	29	28	5	13	140	12.7
TOTAL	117	36	1884	16.1	223	501	.445	63	168	.375	159	223	.713	131	301	432	3.7	198	4	103	119	28	70	668	5.7

CAREER STATISTICS (CONFERENCE GAMES)																									
Year	GP	GS	Min	Avg	FG	FGA	Pct	3FG	FGA	Pct	FT	FTA	Pct	Off	Def	TR	Avg	PF	FO	A	TO	Blk	Stl	Pts	Avg
2008-09	16	1	137	8.6	14	34	.412	5	10	.500	5	11	.455	4	16	20	1.3	14	0	3	7	1	2	38	2.4
2009-10	16	0	220	13.8	31	61	.508	5	13	.385	14	19	.737	21	38	59	3.7	25	0	17	10	5	10	81	5.1
2010-11	16	7	333	20.8	46	96	.479	14	36	.389	29	40	.725	19	49	68	4.3	40	0	8	13	5	15	135	8.4
TOTAL	48	8	690	14.4	91	191	.476	24	59	.407	48	70	.686	44	103	147	3.1	79	0	28	30	11	27	254	5.3





2 — CRAIG CUSICK
6-2 • 185 • Junior • Guard
Orem, Utah (Utah)

CUSICK NOTES

Last time Out

- Led team with 4 assists and scored 2 points vs. Baylor

In 2011-12

- Has played in every game of the season and started three
- Averages 2.7 points, 1.5 rebounds and 2.5 assists
- Scored career-high 10 points at Utah with two 3-pointers
- Career-high 8 assists vs. Weber State and followed up with 6 at Utah
- Hit first 3-pointer of career vs. BYU-Hawaii

Other

- A member of the BYU practice squad in 2010-11
- Parents are Randy and Debbie Cusick
- Named first-team all-state by the Salt Lake Tribune as a junior and senior
- Named first-team all-state by the Deseret News as a senior and second team as a junior
- Leading scorer in 4A and 5A in 2005-06
- Averaged 22 points, 6.5 rebounds and 5 assists per game as a senior
- Orem High School's all-time leading scorer
- Led Orem to the state tournament semifinals in 2005 and 2006

Click/scan for Cusick's bio on BYUcougars.com



11-12 SEASON/CAREER HIGHS

Points: 10, at Utah – 12/10/11
 Points 1st half: 5, BYU-Hawaii – 11/15/11
 Points 2nd half: 7, at Utah – 12/10/11
 Rebounds: 3, three times, last, at Utah – 12/10/11
 Assists: 8, Weber State – 12/7/11
 Steals: 1, six times, last, Weber State – 12/7/11
 Blocks: —
 FG made: 2, BYU-Hawaii – 11/15/11, at Utah – 12/10/11
 FG attempts: 5, BYU-Hawaii – 11/15/11, at Utah – 12/10/11
 3FG made: 2, at Utah – 12/10/11
 3FG attempts: 4, BYU-Hawaii – 11/15/11, at Utah – 12/10/11
 FT made: 4, at Utah – 12/10/11
 FT attempts: 5, at Utah – 12/10/11

2011-12 GAME-BY-GAME

Opponent	Date	GS	Min	FG	FGA	Pct	3FG	FGA	Pct	FT	FTA	Pct	Off	Def	TR	Avg	PF	FO	A	TO	Blk	Stl	Pts	Avg
at Utah State	11/11/11	9	0	0	.000	0	0	.000	2	2	1.000	0	0	0	0.0	1	0	1	0	0	1	2	2.0	
BYU-HAWAII	11/15/11	23	2	5	.400	1	4	.250	1	2	.500	0	3	3	1.5	1	0	0	0	0	1	6	4.0	
LONGWOOD	11/18/11	* 16	1	3	.333	1	3	.333	0	0	.000	0	2	2	1.7	3	0	1	0	0	0	3	3.7	
PRAIRIE VIEW A&M	11/22/11	* 19	1	2	.500	1	2	.500	0	0	.000	0	3	3	2.0	0	2	0	0	0	0	3	3.5	
vs Nevada	11/25/11	2	0	0	.000	0	0	.000	0	1	.000	0	0	0	1.6	0	0	0	0	0	1	0	2.8	
vs Wisconsin	11/26/11	20	1	1	1.000	0	0	.000	0	0	.000	1	0	1	1.5	3	0	4	1	0	1	2	2.7	
vs Northern Arizona	11/30/11	13	1	3	.333	0	2	.000	0	0	.000	0	1	1	1.4	0	2	2	0	1	2	2.6		
vs Oregon	12/03/11	3	0	0	.000	0	0	.000	0	0	.000	0	1	1	1.4	0	0	0	0	0	0	0	2.3	
WEBER STATE	12/07/11	21	0	1	.000	0	0	.000	0	0	.000	0	2	2	1.4	4	0	8	0	1	0	2.0		
at Utah	12/10/11	28	2	5	.400	2	4	.500	4	5	.800	0	3	3	1.6	3	0	6	2	0	0	10	2.8	
BAYLOR	12/17/11	* 18	1	3	.333	0	2	.000	0	0	.000	0	0	0	1.5	1	0	4	1	0	0	2	2.7	
Totals		3	172	9	23	.391	5	17	.294	7	10	.700	1	15	16	1.5	16	0	28	6	0	6	30	2.7

MISCELLANEOUS

	11-12	Career
Double-Figure Pts:	1 (1-0)	1 (1-0)
20-plus Pts:	0 (0-0)	0 (0-0)
Double-Figure Reb:	0 (0-0)	0 (0-0)
Double-Doubles:	0 (0-0)	0 (0-0)
3-plus Steals:	0 (0-0)	0 (0-0)
3-plus Blocks:	0 (0-0)	0 (0-0)
3-plus 3-point FGs:	0 (0-0)	0 (0-0)
Scoring Leader:	0 (0-0)	0 (0-0)
Rebound Leader:	0 (0-0)	0 (0-0)
Assist Leader:	4 (2-2)	4 (2-2)

CAREER STATISTICS (ALL GAMES)																									
Year	GP	GS	Min	Avg	FG	FGA	Pct	3FG	FGA	Pct	FT	FTA	Pct	Off	Def	TR	Avg	PF	FO	A	TO	Blk	Stl	Pts	Avg
2011-12	11	3	172	15.6	9	23	.391	5	17	.294	7	10	.700	1	15	16	1.5	16	0	28	6	0	6	30	2.7
TOTAL	11	3	172	15.6	9	23	.391	5	17	.294	7	10	.700	1	15	16	1.5	16	0	28	6	0	6	30	2.7





COLLINSWORTH NOTES

Last time Out

- Did not play vs. Baylor

In 2011-12

- Played in first two games of 2011-12 season
- Has missed the last nine games because of a knee injury

Other

- Parents are Jeff and Alisa and has two sisters and two brothers, brother Kyle played as a freshman for BYU in 2010-11 and is currently serving a mission in Russia
- Served a mission for The Church of Jesus Christ of Latter-day Saints in Australia
- Named the 2007 Gatorade Utah Boys' Basketball Player of the Year and helped Provo win the state title with 27 points in the title game
- As a senior was first-team all-state and received Deseret News 4A and All-Valley MVP honors
- Averaged 16.6 points and 12 rebounds per game despite playing most of the season with a fracture in his right index finger
- Averaged 14.1 points, 6.5 rebounds and 3.3 assists per game to go along with 38 steals and 28 blocks as a junior

Click/scan for Collinsworth's bio on BYUcougars.com



5 — CHRIS COLLINSWORTH

6-9 • 235 • Sophomore • Forward
Provo, Utah (Provo HS)

11-12 SEASON HIGHS

Points: —
Points 1st half: —
Points 2nd half: —
Rebounds: 1, BYU-Hawaii – 11/15/11
Assists: 1 at Utah State – 11/11/11
Steals: —
Blocks: 1, BYU-Hawaii – 11/15/11
FG made: —
FG attempts: 1 at Utah State – 11/11/11
3FG made: —
3FG attempts: 1 at Utah State – 11/11/11
FT made: —
FT attempts: —

2011-12 GAME-BY-GAME

Opponent	Date	GS	Min	FG	FGA	Pct	3FG	FGA	Pct	FT	FTA	Pct	Off	Def	TR	Avg	PF	FO	A	TO	Blk	Stl	Pts	Avg
at Utah State	11/11/11	5	0	1	.000	0	1	.000	0	0	0	.000	0	0	0	0.0	3	0	1	2	0	0	0	0.0
BYU-HAWAII	11/15/11	7	0	1	.000	0	0	.000	0	0	0	.000	0	1	1	0.5	0	0	0	1	1	0	0	0.0
LONGWOOD	11/18/11	DNP																						
PRAIRIE VIEW A&M	11/22/11	DNP																						
vs. Nevada	11/25/11	DNP																						
vs. Wisconsin	11/26/11	DNP																						
vs. Northern Arizona	11/30/11	DNP																						
vs. Oregon	12/3/11	DNP																						
WEBER STATE	12/7/11	DNP																						
at Utah	12/10/11	DNP																						
BAYLOR	12/17/11	DNP																						
Totals		0	12	0	2	.000	0	1	.000	0	0	.000	0	1	1	0.5	3	0	1	3	1	0	0	0.0

CAREER HIGHS

Points: 15, Chicago State – 11/20/10
Rebounds: 11, at UNLV – 01/15/08
Assists: 3, 4 times
Steals: 2, twice, last vs. Chicago State – 11/20/10
Blocks: 2, 3 times, last vs Colorado State – 03/13/08
FG made: 5, Chicago State – 11/20/10
FG attempts: 8, Chicago State – 11/20/10
3FG made: 1, 7 times
3FG attempts: 3, 4 times
FT made: 7, at Weber State – 12/21/10
FT attempts: 8, at Weber State – 12/21/10

MISCELLANEOUS

	10-11	Career
Double-Figure Pts:	0 (0-0)	4 (4-0)
20-plus Pts:	0 (0-0)	0 (0-0)
Double-Figure Reb:	0 (0-0)	3 (2-1)
Double-Doubles:	0 (0-0)	1 (1-0)
3-plus Steals:	0 (0-0)	0 (0-0)
3-plus Blocks:	0 (0-0)	0 (0-0)
3-plus 3-point FGs:	0 (0-0)	1 (1-0)
Scoring Leader:	0 (0-0)	0 (0-0)
Rebound Leader:	0 (0-0)	11 (8-3)
Assist Leader:	0 (0-0)	1 (0-1)


CAREER STATISTICS (ALL GAMES)

Year	GP	GS	Min	Avg	FG	FGA	Pct	3FG	FGA	Pct	FT	FTA	Pct	Off	Def	TR	Avg	PF	FO	A	TO	Blk	Stl	Pts	Avg
2007-08	35	6	557	15.9	42	112	.375	6	33	.182	22	51	.431	47	122	169	4.8	53	0	19	32	14	9	112	3.2
2010-11	9	4	147	16.3	16	39	.410	1	8	.125	20	27	.741	16	34	50	5.6	16	1	12	8	0	4	53	5.9
2011-12	2	0	12	6.0	0	2	.000	0	1	.000	0	0	.000	0	1	1	0.5	3	0	1	3	1	0	0	0.0
TOTAL	46	10	716	15.6	58	153	.379	7	42	.167	42	78	.538	63	157	220	4.8	72	1	32	43	15	13	165	3.6

CAREER STATISTICS (CONFERENCE GAMES)

Year	GP	GS	Min	Avg	FG	FGA	Pct	3FG	FGA	Pct	FT	FTA	Pct	Off	Def	TR	Avg	PF	FO	A	TO	Blk	Stl	Pts	Avg
2007-08	16	1	242	15.1	20	57	.351	3	15	.200	7	20	.350	23	61	84	5.3	19	0	6	9	5	4	50	3.1
TOTAL	16	1	242	15.1	20	57	.351	3	15	.200	7	20	.350	23	61	84	5.3	19	0	6	9	5	4	50	3.1





10 — MATT CARLINO
 6-2 • 175 • Freshman • Guard
 Scottsdale, Ariz. (Bloomington South HS)

CARLINO NOTES

Last time Out

- Came off the bench and scored 18 points and made four 3-pointers in first collegiate game vs. Baylor

In 2011-12

- Played in first collegiate game vs. Baylor and scored 18 points on 7 of 14 shooting
- Made 4 of 8 treys vs. Baylor

Other

- Redshirted at BYU in 2010-11 after transferring from UCLA
- Parents are Mark and Brett Carlino
- Has one younger sister, Cate, and one younger brother, Jack
- Father, Mark, played basketball at Arizona State and uncle Brock Brunkhorst played basketball at Arizona
- Lists former Utah Jazz great, John Stockton, and New York Yankees' closer Mariano Rivera as his sports heroes
- Led Bloomington South to a 23-1 record while averaging 13.4 points, 5.9 rebounds and 4.3 assists per game
- Led Bloomington South to the 4A State Regional Finals and a No. 1 ranking for much of the season
- Named to Indiana Junior All-Star Team and to All-Conference Indiana Team
- As a sophomore led Highland to a 29-4 record and a trip to the state championship game while averaging 19.7 points, 6.2 rebounds, 5.5 assists and 2.7 steals per game
- As a freshman led Highland to a 24-6 record while averaging 16.2 points, 6.8 rebounds, 5.6 assists and 1.9 steals per game

Click/scan for Carlino's bio on BYUcougars.com



11-12 SEASON/CAREER HIGHS

Points: 18, Baylor – 12/17/11
 Points 1st half: 3, Baylor – 12/17/11
 Points 2nd half: 15, Baylor – 12/17/11
 Rebounds: 1, Baylor – 12/17/11
 Assists: 2, Baylor – 12/17/11
 Steals: 1, Baylor – 12/17/11
 Blocks: 1, Baylor – 12/17/11
 FG made: 7, Baylor – 12/17/11
 FG attempts: 14, Baylor – 12/17/11
 3FG made: 4, Baylor – 12/17/11
 3FG attempts: 8, Baylor – 12/17/11
 FT made: —
 FT attempts: —

2011-12 GAME-BY-GAME


Opponent	Date	GS	Min	FG	FGA	Pct	3FG	FGA	Pct	FT	FTA	Pct	Off	Def	TR	Avg	PF	FO	A	TO	Blk	Stl	Pts	Avg
at Utah State	11/11/11		DNP																					
BYU-HAWAII	11/15/11		DNP																					
LONGWOOD	11/18/11		DNP																					
PRAIRIE VIEW A&M	11/22/11		DNP																					
vs. Nevada	11/25/11		DNP																					
vs. Wisconsin	11/26/11		DNP																					
vs. Northern Arizona	11/30/11		DNP																					
vs. Oregon	12/3/11		DNP																					
WEBER STATE	12/7/11		DNP																					
at Utah	12/10/11		DNP																					
BAYLOR	12/17/11	24		7	14	.500	4	8	.500	0	0	.000	0	1	1	1.0	4	0	2	4	1	1	18	18.0
Totals		0	24	7	14	.500	4	8	.500	0	0	.000	0	1	1	1.0	4	0	2	4	1	1	18	18.0

MISCELLANEOUS

	11-12	Career
Double-Figure Pts:	1 (0-1)	1 (0-1)
20-plus Pts:	0 (0-0)	0 (0-0)
Double-Figure Reb:	0 (0-0)	0 (0-0)
Double-Doubles:	0 (0-0)	0 (0-0)
3-plus Steals:	0 (0-0)	0 (0-0)
3-plus Blocks:	0 (0-0)	0 (0-0)
3-plus 3-point FGs:	1 (0-1)	1 (0-1)
Scoring Leader:	1 (0-1)	1 (0-1)
Rebound Leader:	0 (0-0)	0 (0-0)
Assist Leader:	0 (0-0)	0 (0-0)

Year	GP	GS	Min	Avg	FG	FGA	Pct	3FG	FGA	Pct	FT	FTA	Pct	Off	Def	TR	Avg	PF	FO	A	TO	Blk	Stl	Pts	Avg
2011-12	1	0	24	24.0	7	14	.500	4	8	.500	0	0	.000	0	1	1	1.0	4	0	2	4	1	1	18	18.0
TOTAL	1	0	24	24.0	7	14	.500	4	8	.500	0	0	.000	0	1	1	1.0	4	0	2	4	1	1	18	18.0





12 — JOSH SHARP
 6-7 • 185 • Freshman • Forward
 Highland, Utah (Utah)

SHARP NOTES

Last time Out

- Did not play vs. Baylor

In 2011-12

- Has played in nine of 11 games this year
- Has had at least 1 offensive rebound in six games
- Averages 1.7 points and 2.6 rebounds
- Knocked down first career 3-pointer vs. Prairie View A&M
- 50.0 percent FG shooting

Other

- Parents are Joe and Debbie Sharp
- Served a mission for The Church of Jesus Christ of Latter-day Saints in Houston
- Played for Quincy Lewis at Lone Peak High School
- Helped the Knights to back-to-back state titles in 2007-08
- Named first-team all-state by the Deseret News and Salt Lake Tribune
- A team captain as a senior
- Averaged 13.5 points and 6.3 rebounds as a senior
- Redshirted the 2008-09 season at Utah

Click/scan for Sharp's bio on BYUcougars.com



11-12 SEASON/CAREER HIGHS

Points: 5, BYU-Hawaii -- 11/15/11
 Points 1st half: 2 at Utah State -- 11/11/11
 Points 2nd half: 5, BYU-Hawaii -- 11/15/11, PVAMU -- 11/22/11
 Rebounds: 6, BYU-Hawaii -- 11/15/11; PVAMU -- 11/22/11
 Assists: 3, Longwood -- 11/18/11
 Steals: 1, BYU-Hawaii -- 11/15/11
 Blocks: —
 FG made: 2, BYU-Hawaii -- 11/15/11 ; PVAMU -- 11/22/11
 FG attempts: 4, at Utah State -- 11/11/11
 3FG made: 1, Prairie View A&M -- 11/22/11
 3FG attempts: 1, Prairie View A&M -- 11/22/11
 FT made: 1, BYU-Hawaii -- 11/15/11 ; Longwood -- 11/18/11
 FT attempts: 3, BYU-Hawaii -- 11/15/11

2011-12 GAME-BY-GAME

Opponent	Date	GS	Min	FG	FGA	Pct	3FG	FGA	Pct	FT	FTA	Pct	Off	Def	TR	Avg	PF	FO	A	TO	Blk	Stl	Pts	Avg	
at Utah State	11/11/11	15	1	4	.250	0	0	.000	0	0	.000	0	2	2	4	4.0	2	0	0	0	0	0	2	2.0	
BYU-HAWAII	11/15/11	12	2	3	.667	0	0	.000	1	3	.333	2	4	6	5.0	2	0	1	0	0	0	1	5	3.5	
LONGWOOD	11/18/11	17	0	1	.000	0	0	.000	1	2	.500	1	3	4	4.7	3	0	3	1	0	0	0	1	2.7	
PRAIRIE VIEW A&M	11/22/11	22	2	2	1.000	1	1	1.000	0	0	.000	1	5	6	5.0	2	0	1	1	0	0	0	5	3.3	
vs Nevada	11/25/11	10	0	0	.000	0	0	.000	0	0	.000	0	1	1	4.2	1	0	0	2	0	0	0	0	2.6	
vs Wisconsin	11/26/11	1	0	0	.000	0	0	.000	0	0	.000	1	0	1	3.7	0	0	0	0	0	0	0	0	2.2	
vs Northern Arizona	11/30/11	16	1	2	.500	0	1	.000	0	0	.000	1	0	1	3.3	3	0	2	3	0	0	0	2	2.1	
vs Oregon	12/03/11	2	0	0	.000	0	0	.000	0	0	.000	0	0	0	2.9	1	0	0	1	0	0	0	0	1.9	
WEBER STATE	12/07/11	3	0	0	.000	0	0	.000	0	0	.000	0	0	0	2.6	0	0	0	1	0	0	0	0	1.7	
at Utah	12/10/11																								
BAYLOR	12/17/11																								
Totals			0	98	6	12	.500	1	2	.500	2	5	.400	8	15	23	2.6	14	0	7	9	0	1	15	1.7

MISCELLANEOUS

	11-12	Career
Double-Figure Pts:	0 (0-0)	0 (0-0)
20-plus Pts:	0 (0-0)	0 (0-0)
Double-Figure Reb:	0 (0-0)	0 (0-0)
Double-Doubles:	0 (0-0)	0 (0-0)
3-plus Steals:	0 (0-0)	0 (0-0)
3-plus Blocks:	0 (0-0)	0 (0-0)
3-plus 3-point FGs:	0 (0-0)	0 (0-0)
Scoring Leader:	0 (0-0)	0 (0-0)
Rebound Leader:	0 (0-0)	0 (0-0)
Assist Leader:	0 (0-0)	0 (0-0)

CAREER STATISTICS (ALL GAMES)																									
Year	GP	GS	Min	Avg	FG	FGA	Pct	3FG	FGA	Pct	FT	FTA	Pct	Off	Def	TR	Avg	PF	FO	A	TO	Blk	Stl	Pts	Avg
2011-12	9	0	98	10.9	6	12	.500	1	2	.500	2	5	.400	8	15	23	2.6	14	0	7	9	0	1	15	1.7
TOTAL	9	0	98	10.9	6	12	.500	1	2	.500	2	5	.400	8	15	23	2.6	14	0	7	9	0	1	15	1.7





13 — BROCK ZYLSTRA
 6-6 • 210 • Junior • Guard
 La Verne, Calif. (Bonita HS)

ZYLSTRA NOTES

Last time Out

- Posted 7 rebounds to go along with 4 points, 3 assists and 1 steal

In 2011-12

- Has started every game this season
- Made a career-high five 3-pointers vs. Northern Arizona
- Averages 8.2 points, 3.5 rebounds, 1.9 assists and 1.0 steals
- Has at least 1 steal in 10 of 11 games
- 43.8 percent FG shooting and 42.2 percent 3pt FG shooting

Other

- Parents are Dave and Maxine Zylstra
- Wife's name is Sarah and they have a daughter, Sophia
- Served a mission for The Church of Jesus Christ of Latter-day Saints in New Zealand
- Recruited by Yale, Harvard, UC Davis, UC Irvine, UC Santa Barbara and Dartmouth
- Averaged 22 points, 12 rebounds, three steals and one block per game as a senior at Bonita HS
- Named first-team All-CIF as both a junior and a senior
- Selected as the Most Valuable Player of the Miramonte League two straight seasons

Click/scan for Zylstra's bio on BYUcougars.com



11-12 SEASON HIGHS

Points: 23, vs. Northern Arizona – 11/30/11
 Points 1st half: 15, vs. Northern Arizona – 11/30/11
 Points 2nd half: 8, Northern Arizona – 11/30/11
 Rebounds: 6, BYU-Hawaii – 11/15/11, Weber State – 12/7/11
 Assists: 4, at Utah – 12/10/11
 Steals: 2, vs. Oregon – 12/3/11
 Blocks: 1, Weber State – 12/7/11
 FG made: 8, vs. Northern Arizona – 11/30/11
 FG attempts: 11, Weber State – 12/7/11
 3FG made: 5, vs. Northern Arizona – 11/30/11
 3FG attempts: 6, vs. Northern Arizona – 11/30/11
 FT made: 2, twice, last vs. Northern Arizona – 11/30/11
 FT attempts: 3, vs. Oregon – 12/3/11

2011-12 GAME-BY-GAME

Opponent	Date	GS	Min	FG	FGA	Pct	3FG	FGA	Pct	FT	FTA	Pct	Off	Def	TR	Avg	PF	FO	A	TO	Blk	Stl	Pts	Avg	
at Utah State	11/11/11	*	31	1	4	.250	0	3	.000	0	0	.000	0	3	3	3.0	3	0	3	5	0	1	2	2.0	
BYU-HAWAII	11/15/11	*	32	3	9	.333	1	4	.250	0	0	.000	3	3	6	4.5	2	0	1	5	0	1	7	4.5	
LONGWOOD	11/18/11	*	18	2	5	.400	2	3	.667	0	0	.000	1	0	1	3.3	1	0	1	0	0	1	6	5.0	
PRAIRIE VIEW A&M	11/22/11	*	14	2	4	.500	2	4	.500	2	2	1.000	1	3	4	3.5	3	0	1	2	0	1	8	5.8	
vs Nevada	11/25/11	*	30	3	7	.429	2	5	.400	0	0	.000	1	1	2	3.2	1	0	2	0	0	1	8	6.2	
vs Wisconsin	11/26/11	*	22	2	7	.286	0	4	.000	0	0	.000	1	4	5	3.5	1	0	0	0	0	1	4	5.8	
vs Northern Arizona	11/30/11	*	26	8	10	.800	5	6	.833	2	2	1.000	1	2	3	3.4	3	0	1	1	0	1	23	8.3	
vs Oregon	12/03/11	*	26	2	6	.333	1	4	.250	2	3	.667	0	0	0	3.0	1	0	3	0	0	2	7	8.1	
WEBER STATE	12/07/11	*	27	6	11	.545	3	5	.600	0	0	.000	0	6	6	3.3	1	0	2	0	1	1	15	8.9	
at Utah	12/10/11	*	28	2	6	.333	2	5	.400	0	0	.000	1	1	2	3.2	1	0	4	1	0	0	6	8.6	
BAYLOR	12/17/11	*	38	1	4	.250	1	2	.500	1	2	.500	0	7	7	3.5	1	0	3	3	0	1	4	8.2	
Totals			11	292	32	73	.438	19	45	.422	7	9	.778	9	30	39	3.5	18	0	21	17	1	11	90	8.2

CAREER HIGHS

Points: 23, vs Northern Arizona – 11/30/11
 Rebounds: 6, BYU-Hawaii – 11/15/11, Weber State – 12/7/11
 Assists: 4, at Utah – 12/10/11
 Steals: 2, three times, last, vs. Oregon – 12/3/11
 Blocks: 1, Wagner – 12/17/09, Weber State – 12/7/11
 FG made: 8, vs Northern Arizona – 11/30/11
 FG attempts: 11, Weber State – 12/7/11
 3FG made: 5, vs Northern Arizona – 11/30/11
 3FG attempts: 6, twice, last, vs Northern Arizona – 11/30/11
 FT made: 3, Eastern New Mexico – 01/02/10
 FT attempts: 4, Eastern New Mexico – 01/02/10

MISCELLANEOUS

	10-11	Career
Double-Figure Pts:	2 (2-0)	3 (3-0)
20-plus Pts:	1 (1-0)	1 (1-0)
Double-Figure Reb:	0 (0-0)	0 (0-0)
Double-Doubles:	0 (0-0)	0 (0-0)
3-plus Steals:	0 (0-0)	0 (0-0)
3-plus Blocks:	0 (0-0)	0 (0-0)
3-plus 3-point FGs:	2 (2-0)	3 (3-0)
Scoring Leader:	1 (1-0)	1 (1-0)
Rebound Leader:	0 (0-0)	0 (0-0)
Assist Leader:	0 (0-0)	0 (0-0)

CAREER STATISTICS (ALL GAMES)

Year	GP	GS	Min	Avg	FG	FGA	Pct	3FG	FGA	Pct	FT	FTA	Pct	Off	Def	TR	Avg	PF	FO	A	TO	Blk	Stl	Pts	Avg
2009-10	20	0	63	3.2	7	18	.389	0	3	.000	5	8	.625	2	11	13	0.7	4	0	2	4	1	1	19	1.0
2010-11	29	0	150	5.2	10	32	.313	6	22	.273	7	12	.583	5	19	24	0.8	13	0	9	4	0	8	33	1.1
2011-12	11	11	292	26.5	32	73	.438	19	45	.422	7	9	.778	9	30	39	3.5	18	0	21	17	1	11	90	8.2
TOTAL	60	11	505	8.4	49	123	.398	25	70	.357	19	29	.655	16	60	76	1.3	35	0	32	25	2	20	142	2.4

CAREER STATISTICS (CONFERENCE GAMES)

Year	GP	GS	Min	Avg	FG	FGA	Pct	3FG	FGA	Pct	FT	FTA	Pct	Off	Def	TR	Avg	PF	FO	A	TO	Blk	Stl	Pts	Avg
2009-10	8	0	24	3.0	3	7	.429	0	1	.000	2	4	.500	1	1	2	0.3	2	0	1	2	0	0	8	1.0
2010-11	11	0	40	3.6	2	7	.286	0	3	.000	3	7	.429	2	5	7	0.6	4	0	2	0	0	2	7	0.6
TOTAL	19	0	64	3.4	5	14	.357	0	4	.000	5	11	.455	3	6	9	0.5	6	0	3	2	0	2	15	0.8





14 — NICK MARTINEAU
6-0 • 170 • Junior • Guard
Fruit Heights, Utah (Davis HS)

MARTINEAU NOTES

Last time Out

- Did not play vs. Baylor

In 2011-12

- Played 7 minutes vs. Prairie View A&M and tallied 2 rebounds, 2 assists and 1 steal
- Played 2 minutes vs. BYU-Hawaii and scored 1 point (1-2 FT)
- Made one 3-pointer vs. Longwood

Other

- Parents are Chris and Sherrie and has three brothers and one sister
- Wife's name is Karli
- Served a mission for The Church of Jesus Christ of Latter-day Saints in Chile
- Also garnered recruiting attention as a wide receiver in football
- Also recruited by Southern Utah, Penn, Columbia, Princeton, Stanford, Air Force, Utah State and Utah
- Averaged 15 points and six assists per game at Davis High School, earning first-team all-state honors as a senior
- Named Salt Lake Tribune second-team all-state and Deseret News third-team all-state his junior season
- Earned first-team all-state accolades as a wide receiver in football
- Honored by the National Football Foundation Hall of Fame

Click/scan for Martineau's bio on BYUcougars.com



11-12 SEASON HIGHS

Points: 3, Longwood – 11/18/11
 Points 1st half: —
 Points 2nd half: 3, Longwood – 11/18/11
 Rebounds: — 2, Prairie View A&M – 11/22/11
 Assists: — 2, Prairie View A&M – 11/22/11
 Steals: — 1, Prairie View A&M – 11/22/11
 Blocks: —
 FG made: — 1, Longwood – 11/18/11, Weber State – 12/7/11
 FG attempts: — 1, Longwood – 11/18/11, Weber State – 12/7/11
 3FG made: — 1, Longwood – 11/18/11
 3FG attempts: — 1, Longwood – 11/18/11
 FT made: 1, BYU-Hawaii – 11/15/11
 FT attempts: 2, BYU-Hawaii – 11/15/11

2011-12 GAME-BY-GAME

Opponent	Date	GS	Min	FG	FGA	Pct	3FG	FGA	Pct	FT	FTA	Pct	Off	Def	TR	Avg	PF	FO	A	TO	Blk	Stl	Pts	Avg
at Utah State	11/11/11		DNP																					
BYU-HAWAII	11/15/11	2	0	0	.000	0	0	.000	1	2	.500	0	0	0	0.0	0	0	0	0	0	0	0	1	1.0
LONGWOOD	11/18/11	3	1	1	1.000	1	1	1.000	0	0	.000	0	0	0	0.0	0	0	0	0	0	0	0	3	2.0
PRAIRIE VIEW A&M	11/22/11	7	0	0	.000	0	0	.000	0	0	.000	0	2	2	0.7	0	0	2	0	0	1	0	1.3	
vs Nevada	11/25/11	1	0	1	.000	0	0	.000	0	0	.000	0	0	0	0.5	0	0	0	0	0	0	0	1.0	
vs Wisconsin	11/26/11	1	0	0	.000	0	0	.000	0	0	.000	0	0	0	0.4	0	0	0	0	0	0	0	0.8	
vs Northern Arizona	11/30/11	5	0	1	.000	0	0	.000	0	0	.000	0	0	0	0.3	0	0	1	1	0	0	0	0.7	
vs. Oregon	12/3/11		DNP																					
WEBER STATE	12/07/11	5	1	1	1.000	0	0	.000	0	0	.000	0	0	0	0.3	0	0	1	1	0	0	2	0.9	
at Utah	12/10/11	1	0	0	.000	0	0	.000	0	0	.000	0	1	1	0.4	0	0	0	0	0	0	0	0.8	
BAYLOR	12/17/11		DNP																					
Totals		0	25	2	4	.500	1	1	1.000	1	2	.500	0	3	3	0.4	0	0	4	2	0	1	6	0.8

CAREER HIGHS

Points: 6, Loyola Marymount – 01/03/08
 Rebounds: 2, 6 times, last, Prairie View A&M – 11/22/11
 Assists: 4, Loyola Marymount – 01/03/08
 Steals: 2, Chicago State – 11/20/10
 Blocks: —
 FG made: 2, Mississippi Valley – 11/23/10
 FG attempts: 3, twice, last vs Hawaii – 12/04/10
 3FG made: 1, 5 times, last, Longwood – 11/18/11
 3FG attempts: 2, 3 times, last vs Fresno Pacific – 01/01/11
 FT made: 4, Loyola Marymount – 01/03/08
 FT attempts: 4, Loyola Marymount – 01/03/08

MISCELLANEOUS

	10-11	Career
Double-Figure Pts:	0 (0-0)	0 (0-0)
20-plus Pts:	0 (0-0)	0 (0-0)
Double-Figure Reb:	0 (0-0)	0 (0-0)
Double-Doubles:	0 (0-0)	0 (0-0)
3-plus Steals:	0 (0-0)	0 (0-0)
3-plus Blocks:	0 (0-0)	0 (0-0)
3-plus 3-point FGs:	0 (0-0)	0 (0-0)
Scoring Leader:	0 (0-0)	0 (0-0)
Rebound Leader:	0 (0-0)	0 (0-0)
Assist Leader:	0 (0-0)	0 (0-0)

CAREER STATISTICS (ALL GAMES)

Year	GP	GS	Min	Avg	FG	FGA	Pct	3FG	FGA	Pct	FT	FTA	Pct	Off	Def	TR	Avg	PF	FO	A	TO	Blk	Stl	Pts	Avg
2007-08	20	0	115	5.8	4	14	.286	1	5	.200	4	6	.667	2	6	8	0.4	13	0	14	9	0	3	13	0.7
2010-11	25	0	121	4.8	6	22	.273	3	12	.250	2	2	1.000	0	11	11	0.4	7	0	14	4	0	5	17	0.7
2011-12	8	0	25	3.1	2	4	.500	1	1	1.000	1	2	.500	0	3	3	0.4	0	0	4	2	0	1	6	0.8
TOTAL	53	0	261	4.9	12	40	.300	5	18	.278	7	10	.700	2	20	22	0.4	20	0	32	15	0	9	36	0.7

CAREER STATISTICS (CONFERENCE GAMES)

Year	GP	GS	Min	Avg	FG	FGA	Pct	3FG	FGA	Pct	FT	FTA	Pct	Off	Def	TR	Avg	PF	FO	A	TO	Blk	Stl	Pts	Avg
2007-08	7	0	24	3.4	0	4	.000	0	2	.000	0	2	.000	0	1	1	0.1	2	0	0	3	0	2	0	0.0
2010-11	8	0	11	1.4	0	3	.000	0	1	.000	0	0	.000	0	0	0	0.0	2	0	1	0	0	0	0	0.0
TOTAL	15	0	35	2.3	0	7	.000	0	3	.000	0	2	.000	0	1	1	0.1	4	0	1	3	0	2	0	0.0





WINDER NOTES

Last time Out

- Played 3 minutes vs. Baylor and made 1 free throw

In 2011-12

- Started 6 games at point guard and played in 10 games
- Been BYU's assist leader in 5 games
- Had 9 points, 4 rebounds, 4 assists and 4 steals against Nevada, his first career start
- Had a career-high 11 points and 4 assists vs. Prairie View A&M
- Averages 4.3 points, 3.2 assists and 1.6 rebounds

Other

- Parents are Chuck Winder and Teresa Williams
- Also recruited by Nevada, SMU, Portland, UC Riverside and Idaho
- Helped lead Bishop Gorman to back-to-back Nevada 4A state titles
- Averaged 17 points and seven boards as a senior and led Bishop Gorman to a 30-2 record
- Earned first-team all-Southwest League and first-team all-Sunset Division honors
- As a junior averaged 13.8 points, 8.2 rebounds and 3.0 assists and helped Bishop Gorman to a 28-5 record
- Earned all-Southwest League honors and Bishop Gorman's Sportsmanship Award as a junior
- Earned all-tournament honors at the Wyoming Energy Classic

Click/scan for Winder's bio on BYUcougars.com



20 — ANSON WINDER

6-3 • 195 • Freshman • Guard
Las Vegas, Nev. (Bishop Gorman HS)

11-12 SEASON/CAREER HIGHS

Points: 11, Prairie View A&M – 11/22/11
 Points 1st half: 6 vs. Nevada, 11/25/11
 Points 2nd half: 7 vs. Oregon – 12/3/11
 Rebounds: 4, vs Nevada – 11/25/11
 Assists: 9, vs. Northern Arizona – 11/30/11
 Steals: 4, Nevada – 11/25/11
 Blocks: 2, vs. Northern Arizona – 11/30/11
 FG made: 4, vs Nevada – 11/25/11, vs. Oregon – 12/3/11
 FG attempts: 9, vs Nevada – 11/25/11
 3FG made: 2, three times, last, vs. Oregon – 12/3/11
 3FG attempts: 5, vs. Oregon – 12/3/11
 FT made: 3, Prairie View A&M – 11/22/11
 FT attempts: 5, Longwood – 11/18/11

2011-12 GAME-BY-GAME

Opponent	Date	GS	Min	FG	FGA	Pct	3FG	FGA	Pct	FT	FTA	Pct	Off	Def	TR	Avg	PF	FO	A	TO	Blk	Stl	Pts	Avg	
at Utah State	11/11/11		DNP																						
BYU-HAWAII	11/15/11		2	0	0	.000	0	0	.000	0	0	.000	0	1	1	1.0	0	0	0	0	0	0	0	0.0	
LONGWOOD	11/18/11		25	2	5	.400	2	4	.500	2	5	.400	0	1	1	1.0	1	0	5	0	0	0	8	4.0	
PRAIRIE VIEW A&M	11/22/11		21	3	5	.600	2	4	.500	3	3	1.000	0	3	3	1.7	2	0	4	2	0	0	11	6.3	
vs Nevada	11/25/11	*	38	4	9	.444	0	4	.000	1	2	.500	0	4	4	2.3	2	0	4	3	0	4	9	7.0	
vs Wisconsin	11/26/11	*	21	0	0	.000	0	0	.000	0	0	.000	0	0	0	1.8	0	0	3	1	0	0	0	5.6	
vs Northern Arizona	11/30/11	*	22	1	3	.333	0	1	.000	1	2	.500	0	2	2	1.8	1	0	9	3	2	3	3	5.2	
vs Oregon	12/03/11	*	37	4	8	.500	2	5	.400	0	1	.000	1	1	2	1.9	0	0	6	3	0	1	10	5.9	
WEBER STATE	12/07/11	*	19	0	3	.000	0	3	.000	0	0	.000	0	1	1	1.8	1	0	1	0	1	0	0	5.1	
at Utah	12/10/11	*	12	0	5	.000	0	4	.000	1	2	.500	1	1	2	1.8	1	0	0	2	0	0	1	4.7	
BAYLOR	12/17/11		3	0	0	.000	0	0	.000	1	2	.500	0	0	0	1.6	0	0	0	0	0	0	1	4.3	
Totals			6	200	14	38	.368	6	25	.240	9	17	.529	2	14	16	1.6	8	0	32	14	3	8	43	4.3

MISCELLANEOUS

	11-12	Career
Double-Figure Pts:	2 (2-0)	2 (2-0)
20-plus Pts:	0 (0-0)	0 (0-0)
Double-Figure Reb:	0 (0-0)	0 (0-0)
Double-Doubles:	0 (0-0)	0 (0-0)
3-plus Steals:	2 (2-0)	2 (2-0)
3-plus Blocks:	0 (0-0)	0 (0-0)
3-plus 3-point FGs:	0 (0-0)	0 (0-0)
Scoring Leader:	0 (0-0)	0 (0-0)
Rebound Leader:	0 (0-0)	0 (0-0)
Assist Leader:	5 (5-0)	5 (5-0)

CAREER STATISTICS (ALL GAMES)																									
Year	GP	GS	Min	Avg	FG	FGA	Pct	3FG	FGA	Pct	FT	FTA	Pct	Off	Def	TR	Avg	PF	FO	A	TO	Blk	Stl	Pts	Avg
2011-12	10	6	200	20.0	14	38	.368	6	25	.240	9	17	.529	2	14	16	1.6	8	0	32	14	3	8	43	4.3
TOTAL	10	6	200	20.0	14	38	.368	6	25	.240	9	17	.529	2	14	16	1.6	8	0	32	14	3	8	43	4.3





ROGERS NOTES

Last time Out

- Did not play vs. Baylor due to knee injury

In 2011-12

- Out 2-4 weeks with knee injury
- Has played in 10 games and started two
- Scored 15 points in 18 minutes vs. Weber State
- Had 17 points vs. Longwood and 18 vs. Prairie View A&M
- Averages 9.9 points, 2.2 rebounds and 1.8 assists
- 51.4 percent FG shooting and 39.5 percent 3-point FG shooting

Other

- Parents are Kimball and Sharon Rogers and is the youngest of seven children
- Wife's name is Ginny
- Served a mission for The Church of Jesus Christ of Latter-day Saints in Cleveland, Ohio
- Earned junior college All-America honors while leading Mesa CC to a 25-7 record (2009-10)
- Averaged 21.3 points, 5.3 rebounds, 1.5 assists and 1.3 steals and made 85 threes and shot .499 from the field, .427 from three and .810 from the free throw line
- Redshirted one season at Arizona State prior to playing at Mesa

Click/scan for Rogers' bio on BYUCougars.com



21 — STEPHEN ROGERS

6-8 • 195 • Junior • Forward
Mesa, Ariz. (Mesa CC)

11-12 SEASON HIGHS

Points: 18, Prairie View A&M – 11/22/11
 Points 1st half: 8, Prairie View A&M – 11/22/11
 Points 2nd half: 14, Longwood – 11/18/11
 Rebounds: 6, vs. Northern Arizona – 11/30/11
 Assists: 3, twice, last, Longwood – 11/18/11
 Steals: 3, Longwood – 11/18/11
 Blocks: 2 BYU-Hawaii – 11/15/11
 FG made: 7, Longwood – 11/18/11
 FG attempts: 10, vs. Oregon – 12/3/11, Weber State – 12/7/11
 3FG made: 4, vs. Oregon – 12/3/11
 3FG attempts: 7, vs. Oregon – 12/3/11
 FT made: 3, Prairie View A&M – 11/22/11
 FT attempts: 4, Prairie View A&M – 11/22/11

2011-12 GAME-BY-GAME

Opponent	Date	GS	Min	FG	FGA	Pct	3FG	FGA	Pct	FT	FTA	Pct	Off	Def	TR	Avg	PF	FO	A	TO	Blk	Stl	Pts	Avg	
at Utah State	11/11/11	*	29	3	7	.429	0	4	.000	1	2	.500	0	0	0	0.0	5	1	3	1	1	1	7	7.0	
BYU-HAWAII	11/15/11	*	22	2	5	.400	1	2	.500	0	0	.000	0	2	2	1.0	3	0	1	2	2	0	5	6.0	
LONGWOOD	11/18/11		18	7	9	.778	3	5	.600	0	0	.000	2	0	2	1.3	0	0	3	0	0	3	17	9.7	
PRAIRIE VIEW A&M	11/22/11		21	6	9	.667	3	5	.600	3	4	.750	0	2	2	1.5	1	0	2	0	1	1	18	11.8	
vs Nevada	11/25/11		11	1	4	.250	0	1	.000	0	0	.000	0	4	4	2.0	0	0	2	2	0	0	2	9.8	
vs Wisconsin	11/26/11		12	3	6	.500	0	1	.000	0	0	.000	0	2	2	2.0	0	0	0	2	0	0	6	9.2	
vs Northern Arizona	11/30/11		27	3	6	.500	2	5	.400	0	0	.000	0	6	6	2.6	2	0	3	0	0	0	8	9.0	
vs Oregon	12/03/11		21	5	10	.500	4	7	.571	2	3	.667	0	1	1	2.4	1	0	2	2	0	2	16	9.9	
WEBER STATE	12/07/11		18	6	10	.600	1	3	.333	2	2	1.000	0	0	0	2.1	0	0	0	1	0	1	15	10.4	
at Utah	12/10/11		19	2	8	.250	1	5	.200	0	2	.000	0	3	3	2.2	2	0	2	1	1	0	5	9.9	
BAYLOR	12/17/11					DNP																			
Totals			2	198	38	74	.514	15	38	.395	8	13	.615	2	20	22	2.2	14	1	18	11	5	8	99	9.9

CAREER HIGHS

Points: 18, Prairie View A&M – 11/22/11
 Rebounds: 8, UNLV – 02/05/11
 Assists: 3, at Utah State – 11/11/11 ; Longwood – 11/18/11
 Steals: 3, Longwood – 11/18/11
 Blocks: 2, three times
 FG made: 7, Longwood – 11/18/11
 FG attempts: 10, three times, last, Weber State – 12/7/11
 3FG made: 4, vs. Oregon – 12/3/11
 3FG attempts: 7, vs. Oregon – 12/3/11
 FT made: 11, Fresno Pacific – 01/01/11
 FT attempts: 11, Fresno Pacific – 01/01/11

MISCELLANEOUS

	10-11	Career
Double-Figure Pts:	4 (4-0)	10 (10-0)
20-plus Pts:	0 (0-0)	0 (0-0)
Double-Figure Reb:	0 (0-0)	0 (0-0)
Double-Doubles:	0 (0-0)	0 (0-0)
3-plus Steals:	1 (1-0)	1 (1-0)
3-plus Blocks:	0 (0-0)	0 (0-0)
3-plus 3-point FGs:	3 (3-0)	6 (6-0)
Scoring Leader:	1 (1-0)	2 (2-0)
Rebound Leader:	0 (0-0)	1 (1-0)
Assist Leader:	0 (0-0)	0 (0-0)

CAREER STATISTICS (ALL GAMES)																									
Year	GP	GS	Min	Avg	FG	FGA	Pct	3FG	FGA	Pct	FT	FTA	Pct	Off	Def	TR	Avg	PF	FO	A	TO	Blk	Stl	Pts	Avg
2010-11	36	0	368	10.2	43	105	.410	21	61	.344	41	48	.854	17	61	78	2.2	26	0	12	22	8	10	148	4.1
2011-12	10	2	198	19.8	38	74	.514	15	38	.395	8	13	.615	2	20	22	2.2	14	1	18	11	5	8	99	9.9
TOTAL	46	2	566	12.3	81	179	.453	36	99	.364	49	61	.803	19	81	100	2.2	40	1	30	33	13	18	247	5.4

CAREER STATISTICS (CONFERENCE GAMES)																									
Year	GP	GS	Min	Avg	FG	FGA	Pct	3FG	FGA	Pct	FT	FTA	Pct	Off	Def	TR	Avg	PF	FO	A	TO	Blk	Stl	Pts	Avg
2010-11	16	0	172	10.8	23	53	.434	10	30	.333	10	10	1.000	7	26	33	2.1	14	0	5	11	2	5	66	4.1
TOTAL	16	0	172	10.8	23	53	.434	10	30	.333	10	10	1.000	7	26	33	2.1	14	0	5	11	2	5	66	4.1





HARRISON NOTES

Last time Out

- Scored 8 points and collected 3 rebounds, 1 assist, 1 block and 1 steal vs. Baylor

In 2011-12

- Has played in every game this season
- Scored 8 points off the bench vs. Baylor
- Scored 11 points vs. Longwood, draining 3 of 5 three-pointers
- Scored 9 points vs. Wisconsin
- Averages 4.7 points

Other

- Also recruited by Clemson, Florida State, Marquette and Wisconsin
- As a senior helped Christ School to a 32-5 overall record, a 12-0 league record and the NCISAA State Title
- Named NCISAA 3A All-State
- Earned first-team Asheville Citizen-Times All-WNC honors
- Shared team MVP honors with Marshall Plumlee (Duke)
- A Jordan Brand Classic Regional All-Star
- Named CAA All-Conference and CAA Player of the Year
- Averaged 12.7 points, 4.7 rebounds, 1.8 steals and 1.7 assists and hit 53 threes

Click/scan for Harrison's bio on BYUcougars.com



24 — DAMARCUS HARRISON

6-5 • 190 • Freshman • Guard
Greenwood, S.C. (Christ HS)

11-12 SEASON/CAREER HIGHS

Points: 11, Longwood – 11/18/11
 Points 1st half: 8, Baylor – 12/17/11
 Points 2nd half: 6, Longwood – 11/18/11
 Rebounds: 3, Baylor – 12/17/11
 Assists: 2, twice, last, Prairie View A&M – 11/22/11
 Steals: 2, vs. Oregon – 12/3/11
 Blocks: 1, Baylor – 12/17/11
 FG made: 3, Longwood, – 11/18/11
 FG attempts: 8, vs. Northern Arizona – 11/30/11
 3FG made: 3, Longwood – 11/18/11
 3FG attempts: 5, Longwood – 11/18/11
 FT made: 2, Longwood – 11/18/11
 FT attempts: 4, Baylor – 12/17/11

2011-12 GAME-BY-GAME

Opponent	Date	GS	Min	FG	FGA	Pct	3FG	FGA	Pct	FT	FTA	Pct	Off	Def	TR	Avg	PF	FO	A	TO	Blk	Stl	Pts	Avg	
at Utah State	11/11/11	4	0	1	.000	0	0	.000	0	0	.000	0	0	0	0	1	0	0	1	0	0	0	0	0.0	
BYU-HAWAII	11/15/11	15	2	6	.333	1	2	.500	1	1	1.000	1	1	2	1.0	1	0	2	3	0	0	6	3.0		
LONGWOOD	11/18/11	13	3	7	.429	3	5	.600	2	2	1.000	0	0	0	0.7	0	0	1	1	0	0	11	5.7		
PRAIRIE VIEW A&M	11/22/11	14	2	5	.400	0	2	.000	1	3	.333	0	1	1	0.8	3	0	2	1	0	1	5	5.5		
vs Nevada	11/25/11	8	2	4	.500	0	1	.000	0	0	.000	1	1	2	1.0	1	0	0	1	0	0	4	5.2		
vs Wisconsin	11/26/11	19	3	7	.429	1	2	.500	2	2	1.000	0	1	1	1.0	1	0	0	1	0	1	9	5.8		
vs Northern Arizona	11/30/11	14	2	8	.250	0	2	.000	0	0	.000	0	1	1	1.0	0	0	0	0	0	0	1	4	5.6	
vs Oregon	12/03/11	5	0	1	.000	0	1	.000	0	2	.000	0	1	1	1.0	0	0	0	1	0	2	0	4.9		
WEBER STATE	12/07/11	11	1	6	.167	0	3	.000	0	0	.000	0	0	0	0.9	0	0	1	0	0	0	2	4.6		
at Utah	12/10/11	8	1	5	.200	1	4	.250	0	0	.000	0	0	0	0.8	1	0	0	0	0	0	3	4.4		
BAYLOR	12/17/11	15	3	7	.429	1	3	.333	1	4	.250	1	2	3	1.0	2	0	1	1	1	1	8	4.7		
Totals			0	126	19	57	.333	7	25	.280	7	14	.500	3	8	11	1.0	10	0	7	10	1	6	52	4.7

MISCELLANEOUS

	11-12	Career
Double-Figure Pts:	1 (1-0)	1 (1-0)
20-plus Pts:	0 (0-0)	0 (0-0)
Double-Figure Reb:	0 (0-0)	0 (0-0)
Double-Doubles:	0 (0-0)	0 (0-0)
3-plus Steals:	0 (0-0)	0 (0-0)
3-plus Blocks:	0 (0-0)	0 (0-0)
3-plus 3-point FGs:	1 (1-0)	1 (1-0)
Scoring Leader:	0 (0-0)	0 (0-0)
Rebound Leader:	0 (0-0)	0 (0-0)
Assist Leader:	0 (0-0)	0 (0-0)

Year	GP	GS	Min	Avg	FG	FGA	Pct	3FG	FGA	Pct	FT	FTA	Pct	Off	Def	TR	Avg	PF	FO	A	TO	Blk	Stl	Pts	Avg
2011-12	11	0	126	11.5	19	57	.333	7	25	.280	7	14	.500	3	8	11	1.0	10	0	7	10	1	6	52	4.7
TOTAL	11	0	126	11.5	19	57	.333	7	25	.280	7	14	.500	3	8	11	1.0	10	0	7	10	1	6	52	4.7





33 — NATE AUSTIN
 6-10 • 215 • Freshman • Forward/Center
 Alpine, Utah (Lone Peak HS)

AUSTIN NOTES

Last time Out

- Played 7 minutes vs. Baylor and posted 3 boards and 1 block

In 2011-12

- Has played in every game this season
- Career-high 15 points came on 7 of 8 shooting vs. Weber State
- Hit 3-pointers in four-straight games (Northern Arizona, Oregon, Weber State, Utah)
- Averages 4.4 points and 3.2 rebounds
- 69.0 percent FG shooting and 57.1 percent 3pt FG shooting

Other

- Served a mission for The Church of Jesus Christ of Latter-day Saints in McAllen, Texas
- Also recruited by Boise State and Utah State
- Helped Lone Peak to a 22-3 record as a senior
- Averaged 11.5 points while helping the Knights to a trip to the state title game in 2009
- Helped Lone Peak win the 2008 state title
- Played with fellow Cougars Tyler Haws and Josh Sharp at Lone Peak
- Played for Salt Lake Metro club team directed by Dave Hammer and coached by Marty Haws
- At Las Vegas Spring Showcase scored 24 points and grabbed 22 rebounds in a gold bracket quarterfinal game

Click/scan for Austin's bio on BYUcougars.com



11-12 SEASON/CAREER HIGHS

Points: 15, Weber State – 12/7/11
 Points 1st half: 9, vs. Oregon – 12/3/11
 Points 2nd half: 13, Weber State – 12/7/11
 Rebounds: 9, Weber State – 12/7/11
 Assists: 1, three times, last, at Utah – 12/10/11
 Steals: 1, twice, last, vs. Nevada – 11/25/11
 Blocks: 1, five times, last, Baylor – 12/17/11
 FG made: 7, Weber State – 12/7/11
 FG attempts: 8, Weber State – 12/7/11
 3FG made: 1, four times, last, at Utah – 12/10/11
 3FG attempts: 2, three times, last, Weber State – 12/7/11
 FT made: 2, twice, last, vs. Wisconsin – 11/26/11
 FT attempts: 4, Prairie View A&M – 11/22/11

2011-12 GAME-BY-GAME

Opponent	Date	GS	Min	FG	FGA	Pct	3FG	FGA	Pct	FT	FTA	Pct	Off	Def	TR	Avg	PF	FO	A	TO	Blk	Stl	Pts	Avg
at Utah State	11/11/11	11	1	1	1.000	0	0	.000	0	0	0	.000	1	2	3	3.0	1	0	0	1	1	0	2	2.0
BYU-HAWAII	11/15/11	5	0	0	.000	0	0	.000	0	0	0	.000	1	1	2	2.5	3	0	0	2	0	0	0	1.0
LONGWOOD	11/18/11	13	2	4	.500	0	0	.000	0	0	0	.000	2	1	3	2.7	3	0	1	2	1	0	4	2.0
PRAIRIE VIEW A&M	11/22/11	8	0	1	.000	0	0	.000	2	4	.500	0	0	0	2.0	2	0	0	1	0	1	0	2	2.0
vs Nevada	11/25/11	4	0	0	.000	0	0	.000	0	0	.000	0	0	0	1.6	1	0	0	0	1	1	0	1	1.6
vs Wisconsin	11/26/11	1	0	0	.000	0	0	.000	2	2	1.000	0	0	0	1.3	0	0	0	0	0	0	0	2	1.7
vs Northern Arizona	11/30/11	9	5	6	.833	1	2	.500	0	0	.000	1	3	4	1.7	3	0	1	0	0	0	0	11	3.0
vs Oregon	12/03/11	18	4	7	.571	1	2	.500	0	0	.000	2	4	6	2.3	5	1	0	0	0	0	0	9	3.8
WEBER STATE	12/07/11	21	7	8	.875	1	2	.500	0	3	.000	2	7	9	3.0	3	0	0	0	1	0	0	15	5.0
at Utah	12/10/11	18	1	1	1.000	1	1	1.000	0	0	.000	0	5	5	3.2	3	0	1	0	0	0	0	3	4.8
BAYLOR	12/17/11	7	0	1	.000	0	0	.000	0	0	.000	1	2	3	3.2	2	0	0	0	1	0	0	4	4.4
Totals		0	115	20	29	.690	4	7	.571	4	9	.444	10	25	35	3.2	26	1	3	6	5	2	48	4.4

MISCELLANEOUS

	11-12	Career
Double-Figure Pts:	2 (2-0)	2 (2-0)
20-plus Pts:	0 (0-0)	0 (0-0)
Double-Figure Reb:	0 (0-0)	0 (0-0)
Double-Doubles:	0 (0-0)	0 (0-0)
3-plus Steals:	0 (0-0)	0 (0-0)
3-plus Blocks:	0 (0-0)	0 (0-0)
3-plus 3-point FGs:	0 (0-0)	0 (0-0)
Scoring Leader:	0 (0-0)	0 (0-0)
Rebound Leader:	0 (0-0)	0 (0-0)
Assist Leader:	0 (0-0)	0 (0-0)

CAREER STATISTICS (ALL GAMES)																									
Year	GP	GS	Min	Avg	FG	FGA	Pct	3FG	FGA	Pct	FT	FTA	Pct	Off	Def	TR	Avg	PF	FO	A	TO	Blk	Stl	Pts	Avg
2011-12	11	0	115	10.5	20	29	.690	4	7	.571	4	9	.444	10	25	35	3.2	26	1	3	6	5	2	48	4.4
TOTAL	11	0	115	10.5	20	29	.690	4	7	.571	4	9	.444	10	25	35	3.2	26	1	3	6	5	2	48	4.4





34 — NOAH HARTSOCK
 6-8 • 230 • Senior • Forward
 Bartlesville, Okla. (Bartlesville HS)

HARTSOCK NOTES

Last time Out

- Posted 15 points, 5 rebounds, 2 steals, 1 assist and 1 block vs. Baylor

In 2011-12

- Has started every game this season and scored in double figures each game
- Recorded back-to-back double-double games vs. Oregon and Weber State (23 pts/12 reb and 19 pts/12 reb vs. Weber State)
- Has had 3 or more blocks in six games (three with 4 blocks) and recorded at least 1 block in every game
- Averages 17.1 points, 6.7 rebounds, 2.5 blocks and 1.9 assists
- 55.8 percent FG shooting, 40.0 percent 3-point shooting and 84.4 percent FT shooting

Other

- Parents are David and Leslie Hartssock and has five brothers and one sister
- Wife Kendalyn plays volleyball at BYU
- Served a mission for The Church of Jesus Christ of Latter-day Saints in Salt Lake City
- McDonald's High School All-America nominee at Bartlesville High School
- Averaged 27.6 points per game as a senior at Bartlesville High School and was the third-highest scorer in the state of Oklahoma and the highest in the 6A division

Click/scan for Hartssock's bio on BYUcougars.com



11-12 SEASON HIGHS

Points: 23, vs. Oregon - 12/3/11
 Points 1st half: 14, Weber State - 12/7/11
 Points 2nd half: 14, at Utah - 12/10/11
 Rebounds: 12, vs. Oregon - 12/3/11, Weber State - 12/7/11
 Assists: 5, vs. BYU-Hawaii - 11/15/11
 Steals: 2, at Utah State - 11/11/11, BYU-Hawaii - 11/15/11
 Blocks: 4, three times, last, at Utah - 12/10/11
 FG made: 9 vs Nevada -- 11/25/11
 FG attempts: 16, Weber State - 12/7/11
 3FG made: 2, vs. Nevada - 11/25/11
 3FG attempts: 3, vs. Northern Arizona - 11/30/11
 FT made: 7, vs. Oregon - 12/3/11
 FT attempts: 8, vs. Oregon - 12/3/11

2011-12 GAME-BY-GAME

Opponent	Date	GS	Min	FG	FGA	Pct	3FG	FGA	Pct	FT	FTA	Pct	Off	Def	TR	Avg	PF	FO	A	TO	Blk	Stl	Pts	Avg	
at Utah State	11/11/11	*	36	8	13	.615	0	1	.000	2	2	1.000	1	4	5	5.0	3	0	4	3	1	2	18	18.0	
BYU-HAWAII	11/15/11	*	32	4	7	.571	0	1	.000	6	6	1.000	2	7	9	7.0	0	0	5	0	2	2	14	16.0	
LONGWOOD	11/18/11	*	30	7	11	.636	1	2	.500	3	6	.500	0	5	5	6.3	0	0	0	0	1	1	18	16.7	
PRAIRIE VIEW A&M	11/22/11	*	24	5	9	.556	1	1	1.000	1	2	.500	0	3	3	5.5	2	0	0	1	3	0	12	15.5	
vs Nevada	11/25/11	*	33	9	12	.750	2	2	1.000	1	2	.500	0	6	6	5.6	4	0	2	2	1	1	21	16.6	
vs Wisconsin	11/26/11	*	39	7	14	.500	0	1	.000	4	4	1.000	3	3	6	5.7	3	0	1	1	4	0	18	16.8	
vs Northern Arizona	11/30/11	*	26	4	10	.400	1	3	.333	2	2	1.000	2	2	4	5.4	1	0	2	0	3	2	11	16.0	
vs Oregon	12/03/11	*	37	8	14	.571	0	1	.000	7	8	.875	4	8	12	6.3	4	0	2	1	4	0	23	16.9	
WEBER STATE	12/07/11	*	30	7	16	.438	0	0	.000	5	6	.833	4	8	12	6.9	1	0	3	2	3	0	19	17.1	
at Utah	12/10/11	*	36	6	9	.667	1	2	.500	6	6	1.000	2	5	7	6.9	2	0	1	1	4	0	19	17.3	
BAYLOR	12/17/11	*	37	7	14	.500	0	1	.000	1	1	1.000	3	2	5	6.7	2	0	1	1	1	2	15	17.1	
Totals			11	360	72	129	.558	6	15	.400	38	45	.844	21	53	74	6.7	22	0	21	12	27	10	188	17.1

CAREER HIGHS

Points: 23, vs. Oregon - 12/3/11
 Rebounds: 13, vs Vermont - 12/08/10
 Assists: 6, Eastern New Mexico - 01/02/10
 Steals: 3, vs Florida - 03/24/11
 Blocks: 5, at Creighton - 12/01/10
 FG made: 9, vs Nevada - 11/25/11 ; Fresno State - 11/12/10
 FG attempts: 16, Weber State - 12/7/11
 3FG made: 3, three times
 3FG attempts: 5, vs #7/#6 San Diego State - 03/12/11
 FT made: 6, three times
 FT attempts: 8, at New Mexico - 01/29/11

MISCELLANEOUS

	10-11	Career
Double-Figure Pts:	11 (8-3)	36 (30-6)
20-plus Pts:	2 (2-0)	3 (3-0)
Double-Figure Reb:	0 (0-0)	4 (4-0)
Double-Doubles:	2 (2-0)	5 (5-0)
3-plus Steals:	0 (0-0)	1 (0-1)
3-plus Blocks:	6 (51)	21 (19-2)
3-plus 3-point FGs:	0 (0-0)	3 (3-0)
Scoring Leader:	5 (3-2)	6 (4-2)
Rebound Leader:	4 (3-1)	28 (23-5)
Assist Leader:	2 (1-1)	7 (5-2)

CAREER STATISTICS (ALL GAMES)

Year	GP	GS	Min	Avg	FG	FGA	Pct	3FG	FGA	Pct	FT	FTA	Pct	Off	Def	TR	Avg	PF	FO	A	TO	Blk	Stl	Pts	Avg
2008-09	27	0	304	11.3	25	43	.581	0	0	.000	16	27	.593	25	38	63	2.3	43	0	7	14	15	6	66	2.4
2009-10	36	30	878	24.4	97	175	.554	1	4	.250	38	44	.864	56	128	184	5.1	78	1	42	21	46	18	233	6.5
2010-11	37	36	1100	29.7	123	247	.498	26	60	.433	48	58	.828	72	148	220	5.9	84	0	59	35	61	21	320	8.6
2011-12	11	11	360	32.7	72	129	.558	6	15	.400	38	45	.844	21	53	74	6.7	22	0	21	12	27	10	188	17.1
TOTAL	111	77	2642	23.8	317	594	.534	33	79	.418	140	174	.805	174	367	541	4.9	227	1	129	82	149	55	807	7.3

CAREER STATISTICS (CONFERENCE GAMES)

Year	GP	GS	Min	Avg	FG	FGA	Pct	3FG	FGA	Pct	FT	FTA	Pct	Off	Def	TR	Avg	PF	FO	A	TO	Blk	Stl	Pts	Avg
2008-09	15	0	162	10.8	10	19	.526	0	0	.000	7	14	.500	15	19	34	2.3	21	0	4	9	7	5	27	1.8
2009-10	16	16	391	24.4	41	82	.500	0	3	.000	21	23	.913	22	56	78	4.9	33	0	18	9	23	6	103	6.4
2010-11	16	16	513	32.1	42	94	.447	12	33	.364	22	26	.846	30	75	105	6.6	43	0	30	15	23	4	118	7.4
Total	47	32	1066	22.7	93	195	.477	12	36	.333	50	63	.794	67	150	217	4.6	97	0	52	33	53	15	248	5.3



<p>5 PLAYERS SCORED IN DOUBLE FIGURES 11/22/11 vs. Prairie View A&M, 90-51 W, Rogers-18, Abouo-13, Davies-13, Hartssock-12, Winder-11</p>	<p>LAST TIME OPPONENT DID NOT MAKE A TREY 2/2/08 at Wyoming (0-15)</p>	<p>LOST BY 25-PLUS POINTS 1/15/08 at UNLV (29) 70-41</p>
<p>6 PLAYERS SCORED IN DOUBLE FIGURES 12/7/11 vs. Weber State, 94-66 W, Hartssock - 19, Austin - 15, Abouo - 15, Rogers - 15, Zylstra - 15, Davies - 11</p>	<p>BYU HAD SIX OR FEWER TURNOVERS 1/11/11 at Utah, 5</p>	<p>PLAYED AN OVERTIME GAME 3/24/11 vs. Florida, 74-83 (OT)</p>
<p>NO PLAYERS SCORED IN DOUBLE FIGURES 2/21/05 at Air Force, 39-70 L</p>	<p>BYU COMMITTED 25-PLUS TURNOVERS 12/15/07 vs. Pepperdine, 86-67 W (29)</p>	<p>WON IN SINGLE OVERTIME 2/26/08 at New Mexico, 70-69</p>
<p>ONE PLAYER RECORDED A DOUBLE-DOUBLE 12/17/11 vs. Baylor Brandon Davies, 18 points, 13 rebounds</p>	<p>BYU COMMITTED 11 OR LESS TEAM FOULS IN A GAME 3/12/11 vs. San Diego State, 10</p>	<p>LOST IN OVERTIME 3/24/11 vs. Florida, 74-83 (OT)</p>
<p>TWO PLAYERS RECORD A DOUBLE-DOUBLE 2/2/08 at Wyoming Trent Plaisted, 17 points, 10 rebounds Jonathan Tavernari, 10 points, 10 rebounds</p>	<p>BYU SCORED 90 POINTS 12/7/11 vs. Weber State, 94-66 W</p>	<p>PLAYED A DOUBLE OT GAME 11/26/10 vs. South Florida, 77-75 (2OT)</p>
<p>TWO DOUBLE-DIGIT REBOUNDEERS 11/23/10 vs. Mississippi Valley State Brandon Davies-10, Charles Abouo-10</p>	<p>BYU SCORED 100 POINTS 3/5/11 vs. Wyoming, 102-78 W</p>	<p>PLAYED A TRIPLE OT GAME 2/28/98 at UTEP 76-75 W 3OT</p>
<p>SIX PLAYERS HAD 5 OR MORE REBOUNDS 1/1/11 vs. Fresno Pacific, C. Collinsworth-8, Rogers-5, Emery-5, Hartssock-5, Abouo-5, Davies-5</p>	<p>BYU SCORED 110 POINTS 12/22/09 vs. Nevada 110-104 W</p>	<p>WON 15 STRAIGHT GAMES 2009-10 (15)</p>
<p>FIVE PLAYERS HAD 6 OR MORE REBOUNDS 11/20/10 vs. Chicago State, Abouo-8, K. Collinsworth-7, Rogers-7, Anderson-6, C. Collinsworth-6, Davies-6</p>	<p>BYU SCORED LESS THAN 50 POINTS IN A GAME 1/15/08 at UNLV 41-70 L</p>	<p>WON 10 STRAIGHT GAMES 1996-97 (21) - school record</p>
<p>FOUR PLAYERS HAD 9 OR MORE REBOUNDS 12/30/06 vs. Seton Hall, Cummmard-12, Plaisted-9, Young-9, Ainge-9</p>	<p>HELD OPPONENT TO LESS THAN 50 POINTS IN A GAME 12/10/11 at Utah 61-42 W</p>	<p>LOST 3 STRAIGHT GAMES 2004-05 (three times) last time - @ New Mexico, @ Air Force, @ Utah</p>
<p>TWO PLAYERS FOULED OUT 3/20/10 vs. Kansas State-NCAA 2nd Round Brandon Davies, Noah Hartssock</p>	<p>BYU SCORED LESS THAN 40 POINTS IN A GAME 11/23/10 vs. Mississippi Valley State 83-36 W</p>	<p>LOST 4 STRAIGHT GAMES 2004-05 @ New Mexico, @ Air Force, @ Utah, UNLV</p>
<p>THREE OR MORE PLAYERS FOULED OUT 1/3/09 vs. Wake Forest Chris Miles, Gavin MacGregor, Charles Abouo</p>	<p>SHOT 60% FG 3/6/10 at TCU, (.623), 38-61</p>	<p>LOST 5 STRAIGHT 2004-05 @ UNM, @ AFA, @ Utah, UNLV, vs. UNM (at MWC)</p>
<p>A BYU PLAYER RECEIVED A TECHNICAL FOUL 11/22/11 vs. Prairie View A&M - Brock Zylstra</p>	<p>OPPONENT SHOT 60% FG 12/22/05 at Utah State, (.600), 36-60</p>	<p>LOST 9 STRAIGHT 1997-98</p>
<p>AN OPPONENT PLAYER RECEIVED A TECHNICAL FOUL 12/7/11 vs. Weber State - Scott Bamforth</p>	<p>SHOT 70% FG IN A HALF 3/6/10 at TCU, (.720), 18-25</p>	<p>PLAYED AN NCAA TOURNAMENT GAME 3/24/11 vs. Florida-Regional Semifinals, 74-83 (OT)</p>
<p>A BYU COACH RECEIVED A TECHNICAL FOUL 11/24/06 vs. SUU - Dave Rose</p>	<p>DID NOT MISS A 2-POINT ATTEMPT IN A HALF 2/23/04 vs. Air Force, 13-13 inside the arc, (14-17, .824 overall)</p>	<p>WON AN NCAA TOURNAMENT GAME 3/19/11 vs. Gonzaga-NCAA 3rd Round, 89-67</p>
<p>AN OPPONENT COACH RECEIVED A TECHNICAL FOUL 1/5/11 at UNLV - Bench</p>	<p>SHOT LESS THAN 30% FG 2/21/05 at Air Force, (.280), 14-50</p>	<p>WON TWO NCAA TOURNAMENT GAMES 1980-81 Princeton 60-51, UCLA 78-55, Notre Dame 51-50, then lost to Virginia 60-74 2010-11 Wofford 74-66, Gonzaga 89-67</p>
<p>A BYU PLAYER EJECTED FROM A GAME 11/23/02 vs. Kansas State Travis Hansen (2 technical fouls)</p>	<p>SHOT 100% FT 11/26/11 vs. Wisconsin (11-11)</p>	<p>WON THREE NCAA TOURNAMENT GAMES 1980-81 Princeton 60-51, UCLA 78-55, Notre Dame 51-50, then lost to Virginia 60-74</p>
<p>AN OPPONENT PLAYER EJECTED FROM A GAME 1/30/10 vs. Utah - Marshall Henderson (flagrant foul)</p>	<p>SHOT 90% FT (AT LEAST 10 ATTEMPTS) 11/30/11 vs. Northern Arizona, (.900), 9-10</p>	<p>WON FOUR NCAA TOURNAMENT GAMES Never</p>
<p>A COACH EJECTED FROM THE GAME 11/30/05 vs. Lamar (at Delta Center) Lamar coach Billy Tubbs (2 tech. fouls)</p>	<p>SHOT LESS THAN 50% FT 11/20/08 vs. North Florida, (.400), 4-10</p>	<p>PLAYED IN THE NIT 3/15/06 at Houston 67-77 L</p>
<p>AT LEAST TWO PLAYERS SCORED 20+ POINTS 3/5/11 vs. Nevada-Hartssock 21, Abouo 22</p>	<p>SHOT 60% THREE-POINTERS 2/13/10 vs. Air Force, (.600), 12-20</p>	<p>WON AN NIT GAME 3/14/02 vs. UC Irvine 78-55 W</p>
<p>THREE PLAYERS SCORED 20+ POINTS 3/6/10 at TCU, Tavernari 23, Emery 22, Abouo 22</p>	<p>SHOT 70% THREE-POINTERS 1/26/08 vs. New Mexico, (.813), 13-16</p>	<p>WON TWO NIT GAMES 1999-00 Bowling Green 81-54, So. Illinois 82-57 Then lost to Notre Dame in quarterfinals</p>
<p>FOUR PLAYERS SCORED 20+ POINTS 1/13/79 vs. UNM, D. Ainge-27, Scott Runia-25, Devin Durrant-20, Alan Taylor-20</p>	<p>OPPONENT SCORED LESS THAN 20 POINTS IN 1ST HALF 12/10/11 at Utah, 17 (25-17, 61-42 W)</p>	<p>WON THREE NIT GAMES 1965-66 NIT CHAMPIONS 1950-51 NIT CHAMPIONS</p>
<p>TWO PLAYERS SCORED 25+ POINTS 3/18/10 vs. Florida-NCAA 1st Round Jimmer Fredette 37, Michael Loyd, Jr. 26</p>	<p>OPPONENT SCORED LESS THAN 20 POINTS IN 2ND HALF 1/13/10 at Air Force, 18 (31-18, 67-49 W)</p>	<p>WON CONFERENCE TOURNEY 2000-01</p>
<p>A PLAYER SCORED 30+ POINTS 3/24/11 vs. Florida, Jimmer Fredette, 32</p>	<p>BYU SCORED LESS THAN 20 POINTS IN THE FIRST HALF 2/21/05 at Air Force, 13 (BYU trailed 13-37)</p>	<p>WON CONFERENCE REGULAR SEASON 2010-11</p>
<p>A PLAYER ATTEMPTED 20 OR MORE FIELD GOALS 3/24/11 vs. Florida, Jimmer Fredette, 29</p>	<p>BYU SCORED LESS THAN 20 POINTS IN THE 2ND HALF 1/15/00 vs. Utah, 19</p>	<p>WON CONFERENCE REGULAR SEASON OUTRIGHT 2007-08</p>
<p>A PLAYER WITH 5 OR MORE STEALS 2/12/11 vs. Utah, Jackson Emery, 6</p>	<p>OPPONENT SCORED 50 OR MORE POINTS IN A HALF 2/6/10 at UNLV, 56 (first half)</p>	<p>DEFEATED A RANKED TEAM 2/26/11 at SDSU (4/6), 80-67</p>
<p>A PLAYER HAD DOUBLE-DIGIT ASSISTS 11/24/09 vs. Southern, Jimmer Fredette, 10</p>	<p>BYU SCORED 50 OR MORE POINTS IN FIRST HALF 1/11/11 at Utah, 53</p>	<p>DEFEATED A RANKED TEAM AT HOME 1/26/11 vs. SDSU (4/4), 71-58</p>
<p>A PLAYER MADE DOUBLE-DIGIT FREE THROWS 3/17/11 vs. Wofford, Jimmer Fredette (10-12)</p>	<p>BYU SCORED 50 OR MORE POINTS IN SECOND HALF 11/22/11 vs. Prairie View A&M, 56</p>	<p>DEFEATED A RANKED TEAM ON THE ROAD 2/26/11 at SDSU (6/4), 80-67</p>
<p>A PLAYER 100% AT FT LINE (MIN. 8 ATTS) 3/2/11 vs. New Mexico, Jimmer Fredette (12-12)</p>	<p>WON BY 50 OR MORE POINTS (LARGEST MARGIN EVER) 12/22/06 vs. W. Oregon (62) 102-40</p>	<p>WAS RANKED IN THE TOP 25 AP POLL 3/14/11 Ranked 10th</p>
<p>A PLAYER 100% FROM FLOOR (MIN. 5 ATTS) 3/19/11 vs. Gonzaga, Noah Hartssock (5-5)</p>	<p>WON BY 50 OR MORE POINTS 11/23/10 vs. Mississippi Valley State (50) 86-36</p>	<p>WAS RANKED IN THE TOP 25 COACHES POLL 3/29/11 Ranked 13th</p>
<p>A PLAYER 100% ON TREYS (MIN. 3 ATTS) 3/19/10 vs. Gonzaga, Noah Hartssock (3-3)</p>	<p>WON BY 40 OR MORE POINTS 11/23/10 vs. Mississippi Valley State (50) 86-36</p>	<p>FINISHED SEASON RANKED IN THE TOP 25 POLLS 2010-11 10th (AP), 13th (Coaches)</p>
<p>DID NOT MAKE A TREY 11/22/96 vs. CS Fullerton (0-9)</p>	<p>WON BY 30 OR MORE POINTS 11/30/11 vs. Northern Arizona (35) 87-52</p>	
	<p>WON BY 25 OR MORE POINTS 12/7/11 vs. Weber State (28) 94-66</p>	
	<p>LOST BY 35-PLUS POINTS 11/22/04 vs. North Carolina (36) 86-50</p>	
	<p>LOST BY 30-PLUS POINTS 2/21/05 at Air Force (31) 39-70</p>	



Official Basketball Box Score -- Game Totals -- Final Statistics
Brigham Young vs Utah State
11/11/11 7:05 pm at Dee Glen Smith Spectrum

Brigham Young 62 • 0-1
Player: DAVIES, Brandon; ROGERS, Stephen; HARTSOCK, Noah; ABOUO, Charles; ZYLSTRA, Brock; CRAG, CUSICK; COLLINSWORTH, Chris; SHARP, Josh; HARRISON, Damarcus; AUSTIN, Nate
Totals: 22-47 3-14 15-22 9 20 29 26 62 16 20 4 7 2000

Utah State 66 • 1-0
Player: Grim, Moran; Jardine, Brady; Pare, Brockwith; Thornton, Steven; Hillen, Preston; Theobald, Adam; Ferris, E.J.; Brunee, Mitch; Stone, Jordan; Reed, Kysiean
Totals: 22-48 5-15 20-29 11 31 21 69 11 18 3 6 2000

Score by periods: 1st 2nd 3rd 4th Total
Oregon vs BYU
Utah State 39 69

Official Basketball Box Score -- Game Totals -- Final Statistics
BYU-Hawaii vs BYU
11/15/11 7:05 pm at Provo, Utah, Marriott Center
BYU-Hawaii 52 • 0-1

Player: HURST, Brady; FUNK, BRACKEN; ALE, OKESUNG; CHANG, YUSUNG-HSIEN; DASTRUZ, Jake; CORO, Pablo; SATTENWORTH, Gary; LAWRENCE, SEQUAN; CROW, CHRISTIAN; STEWART, NIKSI; MGNWALKA, Zach
Totals: 21-68 7-28 3-9 11 17 31 21 52 12 9 1 9 2000

Score by periods: 1st 2nd 3rd 4th Total
BYU Cougars
BYU Cougars 33 51 79

Official Basketball Box Score -- Game Totals -- Final Statistics
Longwood vs BYU
11/18/11 7:05 pm at Provo, Utah, Marriott Center
Longwood 60 • 1-3

Player: Bowman, Jeremiah; WASHINGTON, Martiz; Carter, Antwain; Neil, Duran; van der Koop, Jan; Taylor, Anthony; Shockley, Stephen; Carey, Tristan; Robinson, David; Parker, Mark; DUBLIN, Jaylan; Havenstein, Jeff
Totals: 23-56 9-24 1-11 8 16 24 17 60 14 13 3 1 2000

Score by periods: 1st 2nd 3rd 4th Total
BYU Cougars
BYU Cougars 35 57 92

Official Basketball Box Score -- Game Totals -- Final Statistics
Prairie View A&M vs BYU
11/22/11 7:05 pm at Provo, Utah, Marriott Center
Prairie View A&M 51 • 2-3, 0-0

Player: DEMULOCK, Jordan; TAYLOR, Jerrold; MUNKS, Louis; DUNES, Jimmie; KATHIN, Mayol; JACOBSON, Marcus; SCANTON, Jayvian; AHL, Mervin; BELL, Stephen; GIESMANOWSKI, Ryan; SCOTT, Montrell; CHEPANN, Demondre; HEADWOS, Tim
Totals: 18-69 3-20 1-12 16 19 35 24 51 10 12 2 6 2000

Score by periods: 1st 2nd 3rd 4th Total
BYU Cougars
BYU Cougars 34 56 90

Official Basketball Box Score -- Game Totals -- Final Statistics
Nevada Wolf Pack vs BYU Cougars
11-25-11 5:00 pm at Sears Center Hoffman Estates, IL
Nevada Wolf Pack 55 • 3-3

Player: NYEKO, Patrick; ELLIOTT, Devoite; Fluchts, Keith; Jordan, Jordan; Burton, Jordan; Burris, Deonte; Szym, Olex; Panzer, Kevin; Sabory, Malik; Huda, Dario
Totals: 21-56 5-20 8-13 10 22 32 12 55 12 18 3 9 2000

Score by periods: 1st 2nd 3rd 4th Total
BYU Cougars
BYU Cougars 34 42 76

Official Basketball Box Score -- Game Totals -- Final Statistics
Wisconsin 73 • 0-0

Player: BRUST, Ben; FAHEY, Dan; TAYLOR, Jordan; JACKSON, TREVON; DUKAN, Duff; SMITH, JORDAN; GASSER, Josh; BRUESWITZ, Mike; ANDERSON, Evan; WILSON, Rob; BERGGREN, Jared; KAMINSKY, Frank; EVANS, Ryan
Totals: 27-53 13-24 6-7 9 19 28 12 73 19 12 5 21 2000

Score by periods: 1st 2nd 3rd 4th Total
BYU Cougars
BYU Cougars 32 44 56

Official Basketball Box Score -- Game Totals -- Final Statistics
Brigham Young vs Northern Arizona
11/30/11 7:05 pm at Tim's Toyota Center
Brigham Young 87 • 5-2

Player: DAVIES, Brandon; HARTSOCK, Noah; ABOUO, Charles; ZYLSTRA, Brock; WINDER, Anson; CUSICK, Craig; SHARP, Josh; MARTINEAU, Nick; ROGERS, Stephen; HARRISON, Damarcus; AUSTIN, Nate
Totals: 34-66 16-33 8-17 10 30 38 16 87 15 12 5 10 2000

Score by periods: 1st 2nd 3rd 4th Total
Northern Arizona
Northern Arizona 21 31 52

Official Basketball Box Score -- Game Totals -- Final Statistics
Oregon vs BYU
12/03/11 3:05 pm at EnergySolutions Arena, Salt Lake City
Oregon 65 • 4-2, 0-0

Player: SIM, Garrett; ASHAULU, Udu; LOVD, Johannathan; Singler, E.J.; Woods, Tyronne; Kingsley, Brett; Jacob, Jeremy; Nared, Tyronne; Emory, Carlos
Totals: 22-57 9-22 12-21 11 32 43 18 65 15 15 2 1 2000

Score by periods: 1st 2nd 3rd 4th Total
BYU Cougars
BYU Cougars 38 41 79

Official Basketball Box Score -- Game Totals -- Final Statistics
Webster State vs BYU
12/07/11 7:05 pm at Provo, Utah, Marriott Center
Webster State 66 • 5-2, 0-0

Player: LILLARD, Damian; BAMFORTH, Scott; OTIS, Frank; MAHONEY, Darin; TRESNAK, Kyle; RICHARDSON, Jordan; WHEELWRIGHT, Gelmu; BROWN, Mike; FULLTON, Byron; HAEK, James
Totals: 22-66 5-22 11-19 9 33 42 16 66 7 12 2 3 2000

Score by periods: 1st 2nd 3rd 4th Total
BYU Cougars
BYU Cougars 47 47 94

Official Basketball Box Score -- Game Totals -- Final Statistics
BYU vs Utah
12/10/11 12:00 pm at Salt Lake City, UT (Huntsman Center)

BYU 61 • 8-2

#	Player	Total			3-Ptr			Rebounds			PF	TP	A	TO	Blk	Stl	Min
		FG	FGA	FT	FTA	Off	Def	Total	Off	Def							
00	DAVIES, Brandon	f	1-4	0-0	1-2	3	6	9	3	3	1	1	1	1	1	25	
34	HARTSOCK, Noah	f	6-9	1-2	6-6	2	5	7	2	19	1	1	4	0	0	26	
01	ABOUO, Charles	g	4-6	1-2	2-2	2	4	6	3	11	0	2	1	1	1	25	
13	ZYLSTRA, Brock	g	2-6	2-5	0-0	1	1	2	1	6	4	1	0	0	0	28	
20	WINDER, Anson	g	0-5	0-4	1-2	1	1	2	1	1	1	2	0	0	0	22	
02	CUSICK, Craig	g	2-5	2-4	4-5	0	3	3	3	10	6	2	0	0	0	28	
14	MARTINEAU, Nick	g	0-0	0-0	0-0	0	1	1	0	0	0	0	0	0	0	1	
21	ROGERS, Stephen	g	2-8	1-5	0-2	0	3	3	2	5	2	1	1	0	0	19	
24	HARRISON, Damarcus	g	1-5	1-4	0-0	0	0	0	1	3	0	0	0	0	0	8	
33	AUSTIN, Nate	g	1-1	1-1	0-0	0	5	5	3	3	1	0	0	0	0	18	
	Team					1	2	3									
	Totals		19-49	9-27	14-19	10	31	41	19	61	15	10	7	2	0	200	

FG % 1st Half: 7-26 26.9% 2nd half: 12-23 52.2% Game: 19-49 38.8% Deadball
 3FG % 1st Half: 5-16 31.3% 2nd half: 4-11 36.4% Game: 9-27 33.3% Rebounds
 FT % 1st Half: 6-9 66.7% 2nd half: 8-10 80.0% Game: 14-19 73.7%

Utah 42 • 1-8

#	Player	Total			3-Ptr			Rebounds			PF	TP	A	TO	Blk	Stl	Min
		FG	FGA	FT	FTA	Off	Def	Total	Off	Def							
10	Farr, Dijon	f	1-8	0-1	1-2	0	7	7	2	3	0	2	1	2	1	32	
43	Martin, Cedric	f	2-6	2-5	4-4	0	3	1	10	0	1	0	1	1	0	35	
42	Washburn, Jason	c	3-7	0-0	0-0	0	3	3	4	6	0	0	2	0	0	18	
00	Hines, Chris	g	0-4	0-3	0-0	0	0	0	0	0	0	0	0	0	0	17	
15	Watkins, Josh	g	6-15	1-4	1-6	1	4	5	3	14	5	3	1	0	0	27	
03	Odoms, Anthony	g	0-2	0-0	0-0	0	1	1	2	0	0	0	0	0	0	14	
05	Storey, Kareem	g	2-7	0-4	2-2	1	1	2	4	6	0	3	0	0	0	27	
21	Dawson, Javon	g	0-1	0-0	3-4	4	1	5	1	3	1	0	0	0	0	19	
15	Wilkinson, Blake	g	0-2	0-0	0-0	1	2	3	2	0	0	1	0	1	1	11	
	Team					4	2	6									
	Totals		14-52	3-17	11-18	11	24	35	19	42	6	10	4	4	0	200	

FG % 1st Half: 4-22 18.2% 2nd half: 10-30 33.3% Game: 14-52 26.9% Deadball
 3FG % 1st Half: 1-9 11.1% 2nd half: 1-11 9.1% Game: 3-17 17.6% Rebounds
 FT % 1st Half: 8-10 80.0% 2nd half: 3-8 37.5% Game: 11-18 61.1%

Officials: Deron White, Bobby McRoy, Glen Mayberry

Technical fouls: BYU-None, Utah-None.

Attendance: 10,327

Score by periods	1st	2nd	Total	Points	In	Off	2nd	Fast	Bench
BYU	25	36	61	12	2	12	2	21	2
Utah	17	25	42	20	6	6	6	9	9

Last FG - BY 2nd-00:39, UU 2nd-00:12
 Largest lead - BY by 22 2nd-00:59, UU by 4 1st-17:33.
 Score tied - 1 time.
 Lead changed - 2 times.

Official Basketball Box Score -- Game Totals -- Final Statistics
Baylor vs BYU
12/17/11 12:05 pm at Provo, Utah, Marriott Center

Baylor 86 • 9-0, 0-0

#	Player	Total			3-Ptr			Rebounds			PF	TP	A	TO	Blk	Stl	Min
		FG	FGA	FT	FTA	Off	Def	Total	Off	Def							
01	Jones III, Perry	*	11-16	2-2	4-7	3	5	8	3	28	4	1	0	3	33		
04	Acy, Quincy	*	3-7	0-0	2-4	0	4	4	2	8	0	1	0	1	27		
05	Heslop, Brady	*	6-10	6-10	0-0	0	0	0	1	18	1	1	0	2	33		
22	Walton, A.J.	*	2-4	1-3	0-1	0	4	4	3	5	0	1	0	2	17		
30	Miller, Quincy	*	4-9	0-0	0-0	1	3	4	3	8	1	2	2	0	22		
00	Franklin, Gary	*	2-4	2-4	0-0	0	2	2	2	6	2	0	0	0	12		
14	Bello, Deuce	*	0-1	0-1	0-0	0	0	0	1	0	0	1	0	1	6		
34	Jefferson, Cory	*	0-3	0-0	0-0	0	0	0	1	0	1	0	0	0	10		
41	Jones, Anthony	*	0-1	0-1	0-0	1	0	1	0	0	1	0	1	1	10		
55	Jackson, Pierre	*	4-8	2-4	3-3	0	3	3	3	13	7	5	1	1	30		
	Team					5	0	5									
	Totals		32-63	13-25	9-15	10	21	31	19	86	17	13	4	10	200		

FG % 1st Half: 13-28 46.4% 2nd half: 19-35 54.3% Game: 32-63 50.8% Deadball
 3FG % 1st Half: 6-10 60.0% 2nd half: 7-15 46.7% Game: 13-25 52.0% Rebounds
 FT % 1st Half: 6-10 60.0% 2nd half: 3-5 60.0% Game: 9-15 60.0%

BYU 83 • 8-3, 0-0

#	Player	Total			3-Ptr			Rebounds			PF	TP	A	TO	Blk	Stl	Min
		FG	FGA	FT	FTA	Off	Def	Total	Off	Def							
00	DAVIES, Brandon	*	6-15	0-1	6-9	5	8	13	3	18	1	1	1	1	36		
01	ABOUO, Charles	*	7-10	1-4	2-2	6	3	9	4	17	2	5	1	0	22		
02	CUSICK, Craig	*	1-3	0-2	0-0	0	0	0	1	2	4	1	0	0	18		
13	ZYLSTRA, Brock	*	1-4	1-2	1-2	0	7	7	1	4	3	3	0	1	38		
34	HARTSOCK, Noah	*	7-14	0-1	1-1	3	2	5	2	15	1	1	1	2	37		
10	CARLING, Matt	*	7-14	4-8	0-0	0	1	1	4	18	2	4	1	1	24		
20	WINDER, Anson	*	0-0	0-0	1-2	0	0	0	0	1	0	0	0	0	3		
24	HARRISON, Damarcus	*	3-7	1-3	1-4	1	2	3	2	8	1	1	1	1	15		
33	AUSTIN, Nate	*	0-1	0-0	0-0	1	2	3	2	0	0	0	1	0	7		
	Team					3	0	3									
	Totals		32-68	7-21	12-20	19	25	44	19	83	14	16	6	6	200		

FG % 1st Half: 16-35 45.7% 2nd half: 16-33 48.5% Game: 32-68 47.1% Deadball
 3FG % 1st Half: 4-14 28.6% 2nd half: 3-7 42.9% Game: 7-21 33.3% Rebounds
 FT % 1st Half: 6-10 60.0% 2nd half: 6-10 60.0% Game: 12-20 60.0%

Officials: Rick Crawford, Keith Kimble, Joe DeRosa

Technical fouls: Baylor-None, BYU-None.

Attendance: 22,700

Score by periods	1st	2nd	Total	Points	In	Off	2nd	Fast	Bench
BYU	35	48	83	24	26	12	2	19	2
Baylor	42	41	83	41	30	24	11	27	19

Last FG - BU 2nd-00:20, BY 2nd-01:50
 Largest lead - BU by 9 2nd-06:17, BY by 13 1st-02:29.
 Score tied - 2 times.
 Lead changed - 2 times.



2011-12 SEASON STATS
BYU Combined Team Statistics (as of Dec 17, 2011)
All games

RECORD:	OVERALL	HOME	AWAY	NEUTRAL
ALL GAMES	8-3	4-1	1-1	3-1
CONFERENCE	0-0	0-0	0-0	0-0
NON-CONFERENCE	8-3	4-1	1-1	3-1

#	Player	gp-gs	min	avg	Total		3-Point		F-Throw		Rebounds				pf	dq	a	to	blk	stl	pts	avg
					fg-fga	fg%	3fg-fga	3fg%	ft-fa	ft%	off	def	tot	avg								
10	CARLINO, Matt	1-0	24	24.0	7-14	.500	4-8	.500	0-0	.000	0	1	1	1.0	4	0	2	4	1	1	18	18.0
34	HARTSOCK, Noah	11-11	360	32.7	72-129	.558	6-15	.400	38-45	.844	21	53	74	6.7	22	0	21	12	27	10	188	17.1
01	ABOUO, Charles	11-11	294	26.7	48-92	.522	19-37	.514	25-36	.694	26	55	81	7.4	26	0	29	28	5	13	140	12.7
00	DAVIES, Brandon	11-11	284	25.8	47-101	.465	0-1	.000	30-40	.750	24	54	78	7.1	35	2	23	26	12	11	124	11.3
21	ROGERS, Stephen	10-2	198	19.8	38-74	.514	15-38	.395	8-13	.615	2	20	22	2.2	14	1	18	11	5	8	99	9.9
13	ZYLSTRA, Brock	11-11	292	26.5	32-73	.438	19-45	.422	7-9	.778	9	30	39	3.5	18	0	21	17	1	11	90	8.2
24	HARRISON, Damarcus	11-0	126	11.5	19-57	.333	7-25	.280	7-14	.500	3	8	11	1.0	10	0	7	10	1	6	52	4.7
33	AUSTIN, Nate	11-0	115	10.5	20-29	.690	4-7	.571	4-9	.444	10	25	35	3.2	26	1	3	6	5	2	48	4.4
20	WINDER, Anson	10-6	200	20.0	14-38	.368	6-25	.240	9-17	.529	2	14	16	1.6	8	0	32	14	3	8	43	4.3
02	CUSICK, Craig	11-3	172	15.6	9-23	.391	5-17	.294	7-10	.700	1	15	16	1.5	16	0	28	6	0	6	30	2.7
12	SHARP, Josh	9-0	98	10.9	6-12	.500	1-2	.500	2-5	.400	8	15	23	2.6	14	0	7	9	0	1	15	1.7
14	MARTINEAU, Nick	8-0	25	3.1	2-4	.500	1-1	1.000	1-2	.500	0	3	3	0.4	0	0	4	2	0	1	6	0.8
05	COLLINSWORTH, Chr	2-0	12	6.0	0-2	.000	0-1	.000	0-0	.000	0	1	1	0.5	3	0	1	3	1	0	0	0.0
Team												15	24	39				1				
Total.....		11	2200		314-648	.485	87-222	.392	138-200	.690	121	318	439	39.9	196	4	196	149	61	78	853	77.5
Opponents.....		11	2200		244-641	.381	77-234	.329	106-172	.616	117	247	364	33.1	193	-	140	167	33	57	671	61.0

TEAM STATISTICS	BY	OPP	Date	Opponent	Score	Att.
SCORING	853	671	11/11/11	at Utah State	L 62-69	10270
Points per game	77.5	61.0	11/15/11	BYU-HAWAII	w 73-52	13435
Scoring margin	+16.5	-	11/18/11	LONGWOOD	w 92-60	10173
FIELD GOALS-ATT	314-648	244-641	11/22/11	PRAIRIE VIEW A&M	w 90-51	11760
Field goal pct	.485	.381	11/25/11	vs Nevada	w 76-55	3424
3 POINT FG-ATT	87-222	77-234	11/26/11	vs Wisconsin	L 56-73	2634
3-point FG pct	.392	.329	11/30/11	vs Northern Arizona	w 87-52	3215
3-pt FG made per game	7.9	7.0	12/03/11	vs Oregon	w 79-65	12845
FREE THROWS-ATT	138-200	106-172	12/07/11	WEBER STATE	w 94-66	11676
Free throw pct	.690	.616	12/10/11	at Utah	w 61-42	10327
F-Throws made per game	12.5	9.6	12/17/11	BAYLOR	L 83-86	22700
REBOUNDS	439	364				
Rebounds per game	39.9	33.1				
Rebounding margin	+6.8	-				
ASSISTS	196	140				
Assists per game	17.8	12.7				
TURNOVERS	149	167				
Turnovers per game	13.5	15.2				
Turnover margin	+1.6	-				
Assist/turnover ratio	1.3	0.8				
STEALS	78	57				
Steals per game	7.1	5.2				
BLOCKS	61	33				
Blocks per game	5.5	3.0				
ATTENDANCE	69744	42715				
Home games-Avg/Game	5-13949	2-10298				
Neutral site-Avg/Game	-	4-5530				

* - Conference game

Score by Periods	1st	2nd	Totals
BYU	399	454	853
Opponents	303	368	671

