

BYU BASKETBALL

Kyle Chilton, BYU Athletic Communications | O: (801) 422-4909 | C: (801) 372-2080 | kyle_chilton@byu.edu | 30 Smith Fieldhouse • Provo, UT • 84602

BYU 2014-15 SCHEDULE

O29	Wed	Cougar Tipoff	BYUtv		
N1	Sat	Colorado School of Mines (Exh)	BYUtv	W, 82-64	
N8	Sat	Seattle Pacific (Exh)	BYUtv	W, 75-44	
N14	Fri	Long Beach State	BYUtv	W, 95-90	
N18	Tue	Arkansas-Little Rock*	BYUtv	W, 91-62	
N19	Wed	Southern Virginia	BYUtv	W, 101-48	
N24	Mon	vs. No. 15 San Diego State*	ESPN2 L, 87-92 (2OT)		
N25	Tue	vs. Chaminade*	ESPN2	W, 121-85	
N26	Wed	vs. Purdue*	ESPN2 L, 85-87 (OT)		
N29	Sat	Eastern Kentucky	BYUtv	W, 90-76	
D2	Tue	at Utah State	CBS SN	W, 91-81	
D6	Sat	vs. Hawai'i#	BYUtv	W, 90-70	
D10	Wed	No. 13 Utah	ESPNU	L, 61-65	
D13	Sat	at Weber State	KJZZ	W, 76-60	
D20	Sat	Stanford	ESPNU	W, 79-77	
D23	Tue	UMass	BYUtv	W, 77-71 (OT)	
D27	Sat	No. 8 Gonzaga	ESPN2	4 p.m.	
D29	Mon	Portland	BYUtv	7 p.m.	
J1	Thu	at Santa Clara	BYUtv	2 p.m.	
J3	Sat	at San Francisco	CSN Bay Area	8 p.m.	
J8	Thu	Pepperdine	ESPNU	9 p.m.	
J10	Sat	Loyola Marymount	BYUtv	7 p.m.	
J15	Thu	at Pacific	ESPNU	8 p.m.	
J17	Sat	at Saint Mary's	ESPN2	8 p.m.	
J24	Sat	at San Diego	TWC/Root/CSN CA	1 p.m.	
J29	Thu	San Francisco	ESPNU	9 p.m.	
J31	Sat	Santa Clara	BYUtv	7 p.m.	
F5	Thu	at Pepperdine	TWC	8 p.m.	
F7	Sat	at Loyola Marymount	TWC/Root/CSN CA	1 p.m.	
F12	Thu	Saint Mary's	ESPN or ESPN2	7 p.m.	
F14	Sat	Pacific	BYUtv	7 p.m.	
F19	Thu	San Diego	ESPNU	8 p.m.	
F26	Thu	at Portland	Root	7 p.m.	
F28	Sat	at Gonzaga	ESPN or ESPN 2	TBA	

^ Exhibition
 * EA SPORTS Maui Invitational
 # at EnergySolutions Arena
 All times local to site

SOCIAL MEDIA

Website: www.BYUcougars.com
 Facebook: /BYUbasketball | /BYUcougars
 Twitter: @BYUbasketball | @BYUcougars
 Instagram: BYUcougars
 Vine: BYUcougars
 Hashtag: #BYUhoops



No. 8 Gonzaga (11-1, 0-0 WCC) BULLDOGS

Head Coach Mark Few
 Alma Mater Oregon, 1987
 Division I Career Record . . 414-101 (16th)
 Record at Gonzaga Same

GAME INFORMATION

TV ESPN2
 TV Talent . . . Dave Flemming (play-by-play)
 Stan Heath (analyst)
 Live Video WatchESPN.com
 Radio Cougar IMG Sports Network
 KSL 102.7 FM / 1160 AM
 Radio Talent . . Greg Wrubell (play-by-play)
 Mark Durrant (analyst)
 Live Stats BYUcougars.com

SERIES INFORMATION

Series Record Gonzaga leads 7-3
 Last Meeting . . Gonzaga won 75-64, 3/11/14
 H/A/N 2-1/0-3/1-3



BYU (10-3, 0-0 WCC) COUGARS

Head Coach Dave Rose
 Alma Mater Houston, 1983
 Division I Career Record . . 242-81 (10th)
 Record at BYU Same

BYU STORYLINES

- BYU is 10-3 in Dave Rose's 10th season. Rose is BYU's all-time leader in winning percentage at 74.9 percent and second in career wins at 242. He has led the Cougars to nine-straight 20-win seasons and nine-straight postseason appearances (7 NCAA tournament appearances and 2 NITs).
- Tyler Haws, the 2013-14 West Coast Conference Player of the Year, has been named preseason All-WCC and to the Wooden Award and Naismith Trophy preseason Top 50. He was sixth in the nation and led the league in scoring last season and is currently first in the WCC and fifth nationally in scoring at 22.3 ppg.
- After averaging 5.1 3-point FGs per game last season, a low for a season during the Dave Rose era, the Cougars are making threes at a record-setting pace, averaging 9.2 makes from deep per game.

BYU'S PROJECTED STARTING LINEUP (BASED ON PREVIOUS GAME)



#5 | Kyle Collinsworth
 Guard
 6-6 | 210 | Jr.
 Provo, Utah
 Provo HS

GP/GS	MPG	Pts	Reb	Ast	Stl	FG%	3PT%	FT%
12/12	29.8	13.1	7.6	5.3	2.3	.462	.364	.726

Last Game: Had 18 points, a season-best 15 boards, 4 assists and 3 steals vs. UMass
Notes: A preseason All-WCC selection ... posted a double-double and a triple-double against Utah State and Hawai'i and was named WCC Player of the Week on Dec. 8 ... has four double-doubles on the season ... top 45 in the nation in steals and assists



#1 | Chase Fischer
 Guard
 6-3 | 195 | Jr.
 Ripley, West Virginia
 Wake Forest

GP/GS	MPG	Pts	Reb	Ast	Stl	FG%	3PT%	FT%
13/13	28.8	13.6	1.9	2.6	1.0	.424	.410	.750

Last Game: Had 8 points, 2 assists and 2 steals vs. UMass
Notes: Has scored in double figures in nine of 13 games this season ... hit 15 threes in Maui, including a BYU record 10 against Chaminade ... leads the team with 41 made threes



#3 | Tyler Haws
 Guard
 6-5 | 195 | Sr.
 Alpine, Utah
 Lone Peak HS

GP/GS	MPG	Pts	Reb	Ast	Stl	FG%	3PT%	FT%
13/13	31.6	22.3	4.3	2.5	0.7	.487	.413	.876

Last Game: Had 4 points, 3 rebounds and 2 assists vs. UMass
Notes: First in the WCC, fifth in the nation in scoring ... has 3 30-point games this season ... has scored 20-plus points eight times



#35 | Isaac Neilson
 Forward
 6-11 | 225 | Fr.
 Mission Viejo, Calif
 Mission Viejo HS

GP/GS	MPG	Pts	Reb	Ast	Blk	FG%	3PT%	FT%
13/4	12.8	5.6	3.4	0.3	0.6	.464	.368	.700

Last Game: Had 4 points, 5 rebounds, 1 block and 1 steal vs. UMass
Notes: Has started 4 games ... has scored in double figures 4 times this season



#41 | Luke Worthington
 Forward
 6-10 | 235 | So.
 Mequon, Wisconsin
 Homestead HS

GP/GS	MPG	Pts	Reb	Ast	Stl	FG%	3PT%	FT%
13/12	16.0	3.4	2.4	0.2	0.5	.457	.000	.632

Last Game: Had 2 points, 2 rebounds, 1 assist and 1 block vs. UMass
Notes: Has started 12 of BYU's 13 games this season after starting three games in 2013-14

OFF THE BYU BENCH

No.	Name	Pos.	Ht.	Wt.	Yr.	Pts.	Reb.	Hometown (Previous School)	Notes
2	Jordan Ellis	G	6-1	180	Jr.	0.4	0.4	Medford, Ore. (Portland State)	Saw brief action against UMass
10	Ryan Andrus	F	6-11	215	Fr.	0.8	1.3	American Fork, Utah (American Fork HS)	Did not play vs. UMass
12	Josh Sharp	F	6-7	190	Sr.	1.5	1.3	Highland, Utah (Utah)	Did not play vs. UMass
15	Jake Toolson	G	6-5	215	Fr.	2.9	1.9	Gilbert, Ariz. (Highland HS)	Played 2 minutes against UMass
20	Anson Winder	G	6-3	190	Sr.	14.2	4.3	Las Vegas, Nev. (Bishop Gorman HS)	Scored a career-best 25 points and added 5 boards vs. UMass
23	Skyler Halford	G	6-1	175	Sr.	4.6	2.3 (apg)	Orem, Utah (SLCC)	Scored 8 points and hit 6 of 6 from the free throw line vs. UMass
24	Frank Bartley IV	G	6-3	200	So.	1.7	1.5	Baton Rouge, La. (Future College Prep)	Had 2 points, 3 rebounds and 1 assist vs. UMass
30	Dalton Nixon	F	6-7	215	Fr.	2.6	1.9	Orem, Utah (Orem HS)	Had 1 rebound, 1 assist and 1 steal vs. UMass
33	Nate Austin	F	6-11	230	Sr.	3.0	5.6	Alpine, Utah (Lone Peak HS)	Out with a torn right hamstring
44	Corbin Kaufusi	C	6-10	245	Fr.	3.4	2.9	Provo, Utah (Timpview HS)	Scored 6 points and had 1 rebound, 1 block and 2 steals vs. UMass

CAREER HIGHLIGHTS

- 242-81 overall record (second all-time at BYU in wins) for a BYU record .749 winning percentage
- Currently 10th among active coaches in the NCAA in career winning percentage (as of Dec. 21, 2014)
- Reached 200 career victories in his 259th game as a head coach, 15th fastest in NCAA history
- With 232 victories through nine seasons is fifth all-time for best career starts by wins in NCAA history
- With 209 victories through first eight seasons is fourth all-time for best career starts by wins in NCAA history
- With 185 victories through first seven seasons is fourth all-time for best career starts by wins in NCAA history
- With 159 victories through first six seasons is tied for third all-time for best career starts by wins in NCAA history
- With 127 victories through five seasons is sixth all-time for best career starts by wins in NCAA history
- Streak of nine-consecutive 20-win seasons is tied for 20th all-time in NCAA history and tied for the 10th longest current streak
- Four Mountain West Conference regular season titles, a BYU and MWC record
- Three-time MWC Coach of the Year (2006, 2007, 2011)
- Two-time USBWA District VIII Coach of the Year (2006, 2011)
- Naismith Coach of the Year Finalist in 2011
- Honorable Mention for National Coach of the Year by Scout.com (2006)
- Seven trips to the NCAA tournament (a BYU record), including six-consecutive trips from 2007 to 2012 (a BYU record)
- Six-consecutive 25-win seasons (2006-11), and nine-consecutive 20-win seasons, both BYU records
- Holds top two spots for wins in a season in BYU history with 32 in 2010-11 and 30 in 2009-10
- Only BYU coach to win at least 20 games in each of his first nine seasons
- Took BYU to the Sweet 16 in 2011 for the first time since 1981
- Coached Jimmer Fredette, the 2011 Consensus National Player of the Year
- Inducted into the Dixie State Athletics Hall of Fame on Sept. 14, 2013

COACHING EXPERIENCE

- BYU Head Coach (2005-present)
- BYU Associate Head Coach (2000-2005)
- BYU Assistant Coach (1997-2000)
- Dixie State Head Coach (1990-1997)
- Dixie State Assistant Coach (1987-1990)
- Assistant coach at Pine View High School (1986-87)
- Head coach at Millard High School (1983-86)

SERVICE

- A member of the National Coaches vs. Cancer Council
- Assisting with the Hope Lodge, a facility to be constructed in Salt Lake City to house families of cancer patients
- NABC Game Pillar Award for Service in 2008
- 63rd recipient of the Dale Rex Memorial Award
- Honorary Chair of the Children with Cancer Christmas Foundation
- Was the first coach in the state of Utah to participate in the American Cancer Society's nationwide Coaches vs. Cancer campaign
- Lobbied before Congress for more funding for cancer research in September 2010

EDUCATION

- Houston (1983, B.A.)

PLAYING CAREER


- Played baseball and basketball at Dixie State College
- Played for Houston from 1980-83 (played in 1980-81 and 82-83, redshirted in 1981-82)
- Co-Captain on the famous "Phi-Slamma Jamma" team that featured Hakeem (then Akeem) Olajuwon and Clyde Drexler
- Helped Houston achieve a No. 1 ranking and reach the national championship game in 1983

MISSION

- Manchester England (1977-79)

PERSONAL/FAMILY

- Wife: Cheryl
- Children: Daughter Chanell and husband Brock Reichner, son Garrett and wife Brooke, daughter Taylor
- Dave and Cheryl Rose have seven grandchildren



TOP CAREER START BASED ON CURRENT NUMBER OF YEARS (THROUGH 2013-14)

Coch, School	Yrs.	W	L	Pct.
Brad Underwood, Stephen F. Austin	1	32	3	.914
Kevin Ollie, UConn	2	52	18	.743
Steve Prohm, Murray State	3	75	23	.765
Fred Hoiberg, Iowa State	4	90	47	.657
Andy Toole, Robert Morris	4	90	50	.643
Shaka Smart, VCU	5	137	46	.749
John Groce, Illinois	6	128	84	.604
Buzz Williams, Virginia Tech	7	153	86	.640
Tim Cluess, Iona	8	190	68	.736
Dave Rose, BYU	9	232	78	.748
Sean Miller, Arizona	10	249	95	.724
Jamie Dixon, Pittsburgh	11	288	96	.750
Mike Anderson, Arkansas	12	259	137	.654
Randy Bennett, Saint Mary's	13	286	137	.676
Thad Matta, Ohio State	14	377	114	.768
Mark Few, Gonzaga	15	403	100	.801

BEST CAREER STARTS BY WINS, 9 SEASONS

Coch, School	Date	W	L	Pct.
Roy Williams, Kansas	1989-97	247	58	.810
Everett Case, NC State	1947-55	241	56	.811
Jamie Dixon, Pittsburgh	2004-12	238	77	.756
Mark Few, Gonzaga	2000-08	236	60	.797
Dave Rose, BYU	2006-14	232	78	.748
Thad Matta, Butler, Xavier, OSU	2001-09	229	77	.748
Denny Crum, Louisville	1972-80	219	55	.799
Jerry Tarkanian, LBSU, UNLV	1969-76	218	33	.869
Sean Miller, Xavier, Arizona	2005-13	216	90	.706
Bruce Weber, S. Ill., Illinois	1999-07	215	82	.724

ROSE'S BYU COACHING LEDGER

Season	Overall	Pct.	Home	Pct.	Away	Pct.	Neutral	Pct.	Conf.	Pct.	Tourney	NCAA/NIT
05-06	20-9	.690	14-1	.933	5-7	.417	1-2	.500	12-4	.750	0-1	0-1 NIT
06-07	25-9	.735	17-0	1.000	6-7	.462	2-2	.500	13-3	.813	2-1	0-1 NCAA
07-08	27-8	.771	16-0	1.000	9-3	.615	3-3	.500	14-2	.875	2-1	0-1 NCAA
08-09	25-8	.758	14-2	.875	8-5	.750	2-3	.400	12-4	.750	1-1	0-1 NCAA
09-10	30-6	.833	15-1	.938	10-4	.714	5-1	.833	13-3	.813	1-1	1-1 NCAA
10-11	32-5	.865	13-1	.929	10-1	.909	9-3	.750	14-2	.875	2-1	2-1 NCAA
11-12	26-9	.743	13-3	.813	8-3	.727	5-3	.625	12-4	.750	1-1	1-1 NCAA
12-13	24-12	.667	15-3	.833	7-5	.583	2-4	.333	10-6	.625	0-1	3-1 NIT
13-14	23-12	.657	14-1	.933	5-8	.385	4-3	.571	13-5	.722	2-1	0-1 NCAA
14-15	10-3	.769	6-1	.857	2-0	1.000	2-2	.500	0-0	.000	0-0	0-0
Totals	242-81	.749	137-13	.913	70-43	.619	35-25	.583	113-33	.774	11-9	7-9

ROSE'S MILESTONE VICTORIES

Win	Date	Opponent	Score	Record
25	12/06/06	San Jose State	81-69	25-11 (.694)
50	11/23/07	vs. No. 6 Louisville	78-76	50-18 (.735)
75	11/20/08	North Florida	74-41	75-26 (.743)
100	11/20/09	at Hawaii	83-65	100-34 (.746)
125	03/06/10	at TCU	107-77	125-38 (.767)
150	02/09/11	at Air Force	90-52	150-42 (.781)
175	01/16/12	at San Diego	82-63	175-49 (.781)
200	01/19/13	San Diego	74-57	200-59 (.772)
225	02/06/14	Santa Clara	89-76	225-75 (.750)

BYU VS. GONZAGA

Overall Series Record: Gonzaga leads 7-3
 BYU Record in Provo: 2-1
 BYU Record at Gonzaga: 0-3
 BYU Record at Neutral Sites: 1-3
 BYU Record Under Dave Rose: 3-6

Series vs. Gonzaga

12-16-49	vs. Gonzaga	41-46	L
3-19-11	vs. Gonzaga*	89-67	W
2-2-12	Gonzaga	83-73	W
2-23-12	at Gonzaga	63-74	L
3-3-12	vs. Gonzaga^	58-77	L
1-24-13	at Gonzaga	63-83	L
2-28-13	Gonzaga	65-70	L
1-25-14	at Gonzaga	69-84	L
2-20-14	Gonzaga	73-65	W
3-11-14	vs. Gonzaga	64-75	L

*NCAA Tournament
 ^WCC Tournament

Gonzaga's projected starting lineup

No.	Name	Ht.	Pos.	Ppg	Rpg
4	Kevin Pangos	6-2	G	10.8	2.7
5	Gary Bell Jr.	6-2	G	8.9	3.0
22	Byron Wesley	6-4	G	11.8	5.3
33	Kyle Wiltjer	6-10	F	16.8	5.1
24	Przemek Karnowski	7-1	C	10.1	6.5

Gonzaga's last game

W, 63-50 vs. Cal Poly, 12/20/14

BYU	CATEGORY	GONZAGA
10-3, 0-0	W-L	11-1, 0-0
7-3	Last 10	9-1
4-1	Last 5	4-1
88.8	PPG	83.7
74.2	Opp PPG	60.0
+13.8	Margin	+23.7
.471	FG%	.536
.429	FG% Def	.386
.393	3FG%	.396
9.2	3FG/Game	7.2
.335	Opp 3FG%	.314
.757	FT%	.724
40.2	RPG	39.2
34.1	Opp RPG	28.3
+6.2	Margin	+10.8
18.2	Assist/Game	17.8
13.3	TO/Game	11.3
15.7	Opp TO/Game	13.6
+2.4	Margin	+2.3
8.8	Steals/Game	7.0
2.8	Blocks/Game	3.3

BY THE NUMBERS

- 1** Tyler Haws is the only player in BYU history to surpass 1,700, 1,800 or 1,900 career points during his junior season. The previous record holder for points through a junior season by a Cougar was Danny Ainge, who scored 1,685 in his first three years at BYU. Haws and Ainge are the only Cougars to reach 1,000 career points as sophomores.
- 2** The number of players in the NCAA ranked in the top 100 in the country in rebounds, assists and steals in 2013-14: Kyle Collinsworth and UCLA's Kyle Anderson. Collinsworth averaged 8.1 boards, 4.6 assists and 1.7 steals to rank 86th, 83rd and 89th in each category, respectively.
- 4** The number of conference players of the year for BYU since Dave Rose became head coach in 2005. Keena Young (2007), Lee Cumard (2008) and Jimmer Fredette (2011) all earned Mountain West Conference Player of the Year honors. Tyler Haws became BYU's first West Coast Conference Player of the Year in 2014.
- 5** The number of triple-doubles recorded in BYU history, the most recent belonging to junior guard Kyle Collinsworth, who posted 19 points, 12 rebounds and 10 assists vs. Hawai'i on Dec. 6, 2014. The last Cougar to record a triple-double was Michael Smith on Feb. 13, 1988. Fred Roberts, Danny Ainge and Kresimir Cosic also recorded triple-doubles. Collinsworth's triple-double is one of three in the nation this season.
- The number of players who scored in double figures vs. Southern Virginia on Nov. 19, a 101-48 BYU win. Jake Toolson led the way with 15 points, Tyler Haws and Isaac Neilson added 13 apiece, Luke Worthington had 12 and Chase Fischer, Anson Winder and Dalton Nixon each had 10. It was the first time since Jan. 25, 1975 – and only the second time in program history – that seven players reached double digits. That night, Grig Clawson (16), Jay Cheesman (13), Mark Handy (12), Troy Jones (12), Brian Frishman (10), Greg Snow (10) and Veryl Law (10) led the Cougars to a 96-78 win at New Mexico.
- The number of times a player in the West Coast Conference has scored 35 points or more in a single game since BYU joined the league in 2011. Six of the eight instances have been achieved by Tyler Haws: 42 vs. Virginia Tech on 12/29/12, 37 vs. Washington on 3/19/13, 35 vs. Pepperdine on 1/9/14, 48 at Portland on 1/23/14, 38 vs. Pacific on 1/30/14 and 35 at Utah State on 12/2/14. The other two players to reach 35 are Stephen Holt of Saint Mary's (35 on 2/22/14) and Jared Brownridge of Santa Clara (38 on 3/1/14).
- The number of career games for Tyler Haws shooting 100 percent from the free throw line with a minimum of 10 attempts, a BYU record. He hit 10 of 10 at Wyoming on Feb. 20, 2010, 12 of 12 vs. Cal State Northridge on Nov. 24, 2012, 10 of 10 vs. Utah on Dec. 8, 2012, 10 of 10 at Weber State on Dec. 15, 2012, 14 of 14 at Loyola Marymount on March 2, 2013, 11 of 11 vs. Wichita State on Nov. 26, 2013, 14 of 14 vs. San Francisco on March 10, 2014, 11 of 11 vs. Gonzaga on March 11, 2014 and 10 of 10 vs. Hawaii on Dec. 6, 2014.
- 9** The number of consecutive seasons BYU has won at least 20 games and reached the postseason. Both streaks are program records.
- 17** The number of 3s BYU hit vs. Chaminade at the Maui Invitational on Nov. 25, a program record. The previous record was 15.
- 60** The number of consecutive games Tyler Haws scored in double figures dating back to his sophomore season, a career-best streak and the 3rd-best streak in BYU history. The streak ended on Dec. 23, 2014, against UMass.
- 88.6** Tyler Haws' career free-throw percentage, first all-time in BYU history. He has hit 596 of 673 from the line in his career.
- 242** Dave Rose (2005 to present) is second all-time in BYU basketball history with 242 career victories, behind only the great Stan Watts, who coached the Cougars to 371 wins from 1949 to 1972 and was inducted into the Naismith Memorial Basketball Hall of Fame in 1986. Rose and Watts are the only BYU coaches to coach at least 300 career games.
- 2,234** The number of points Tyler Haws has scored in his career, good for 5th all-time and 51 from tying Devin Durrant for 4th. He is one of five Cougars all-time to reach 2,000 career points.

LAST TIME OUT – WINDER AND THE COUGARS EDGE UMASS 77-71 IN OVERTIME

PROVO, Utah – Anson Winder led BYU men's basketball to a 77-71 overtime win against UMass Tuesday afternoon at the Marriott Center.

Winder led the Cougars with a career-high 25 points to go along with five rebounds. Kyle Collinsworth ended with a double-double of 18 points and a season-high 15 boards to go with a team-high four assists. This was his second-straight game with a double-double. Chase Fischer and Skyler Halford each neared double-digit points with eight.

The Minutemen (6-6) got the first points of overtime with a 3-pointer to give them a 65-62 lead early on. A Collinsworth shot got BYU (10-3) back within a point at 68-67 and a pair of Winder shots from the charity stripe gave the Cougars their first overtime lead at 69-68 with 1:54 left in the game.

A Corbin Kaufusi dunk off a pass from Frank Bartley IV got the crowd going with under a minute remaining in extra time, forcing a UMass timeout with BYU up 71-68. Two more free throws from Winder extended the Cougar advantage to five at 73-68. Halford closed out the game for BYU with four straight from the charity stripe, giving the Cougars a 77-71 overtime win.

Fischer hit a 3-pointer to start the game against UMass. The Cougars were ahead for the first five minutes of play until a trey from the Minutemen's Trey Davis put his team up 11-9 early on.

Rose took his first timeout of the half after a transition layup capped off a 12-0 run for UMass, giving it a 16-9 advantage. After the break, BYU went on a 7-0 run in 50 seconds of playing time, which included a Dalton Nixon steal and quick jumper from Halford to tie the score at 16 apiece.

The two sides traded points from there with back-to-back jumpers from Collinsworth knotting the game at 24-all before a pair of Halford free throws put the Cougars back up at halftime 32-30. Collinsworth led BYU at the break with a near double-double of 10 points and eight rebounds.

Tyler Haws scored his first points of the game and the Cougars' first points after halftime to tie the score again at 34-34. The Minutemen followed with three-consecutive turnovers, leading to five-straight BYU points and a UMass timeout with the Cougars ahead 41-36.

A quick transition layup play for the Minutemen capped off a 9-0 run that gave UMass a 45-41 edge. A Winder 3-pointer sparked a 7-2 BYU spurt that put the Cougars back up 52-51 in the tightly-contested game.

Buckets went back-and-forth again from there with UMass' Donte Clark hitting a jumper at the shot clock buzzer with 1:22 left to give the Minutemen a 61-60 edge. Collinsworth then scored a pair from the charity stripe to bring BYU ahead by a point with a minute left in the game.

In the closing seconds of regulation, the clock stopped for UMass with 2.4 seconds left after a Cougar foul. The Minutemen's Maxie Esho hit 1 of 2 from the free throw line to tie things up at 62 apiece. BYU couldn't score with 1.1 seconds left on the clock, sending the game into overtime.

QUICK FACTS

University Information

Location: Provo, Utah 84602
 Elevation: 4,553 feet
 Enrollment: 33,336 (Daytime)
 Founded: October 15, 1875
 Owned: The Church of Jesus Christ of Latter-day Saints
 Nickname: Cougars
 Mascot: Cosmo
 Colors: Blue and White
 Arena (capacity): Marriott Center (20,900)
 Conference: West Coast Conference
 President: Kevin J Worthen (BYU, 1979)
 Athletic Director: Tom Holmoe (BYU, 1983)
 Athletic Website: BYUcougars.com
 Tickets: (801) 422-BYU1 or (800) 322-BYU1

2014-15 Preview

Lettermen Returning/Lost: 8/4
 Newcomers: 6
 Starters Returning/Lost: 4/1
 Returning Scoring: 70.3% (2,061 of 2,931 pts)
 Returning Rebounding: 67.9% (972 of 1,432 reb)
 Returning Assists: 66.4% (361 of 544 ast)
 Returning Blocks: 71.8% (74 of 103)
 Returning Minutes: 74.6% (5,317 of 7,125)

2013-14 Review

Overall Record: 23-12
 Conference Record/Finish: 13-5 (2nd)
 2014 Postseason: (0-1 in the NCAA tournament)
 2nd Round: Oregon – L, 68-87
 2014 Final National Ranking: NR/NR

BYU Coaching Staff

Head Coach: Dave Rose
 Alma Mater (year): Houston (1983)
 Record at School (years): 242-81 (10th year)
 Career Division I Record (years): same
 Basketball Office Fax: (801) 422-5965
 Assistant Coaches (Alma Mater, year)
 Terry Nashif (BYU, 2005)
 Tim LaComb (Utah, 2006)
 Mark Pope (Kentucky, 1996)
 Dir. of Basketball Operations: Cody Fueger (Utah, 2006)

BYU History

First Year of Basketball: 1903
 All-Time Record: 1723-1041 (.623)
 Winning Seasons: 87 (last 2014)
 Regular Season Conf. Championships: 29 (last 2011)
 Postseason Appearances (record): 39 (30-40)
 Total NCAA Appearances (record): 28 (15-31)
 Last NCAA Appearance: 2014
 Second Round: L vs. No. 7 seed Oregon, 68-87
 Total NIT Appearances (Record): 11 (15-9)
 Last NIT Appearance: 2013
 Result: Advanced to the semifinals

2014-15 BYU STARTING LINEUPS

Opponent	(1)	(2)	(3)	(4)	(5)
Long Beach State	Collinsworth	Fischer	Haws	Austin	Worthington
Arkansas-Little Rock	Collinsworth	Fischer	Haws	Austin	Worthington
Southern Virginia	Halford	Fischer	Haws	Austin	Worthington
vs. San Diego State	Collinsworth	Fischer	Haws	Austin	Worthington
vs. Chaminade	Collinsworth	Fischer	Haws	Austin	Worthington
vs. Purdue	Collinsworth	Fischer	Haws	Austin	Worthington
Eastern Kentucky	Collinsworth	Fischer	Haws	Austin	Neilson
at Utah State	Collinsworth	Fischer	Haws	Austin	Worthington
vs. Hawai'i	Collinsworth	Fischer	Haws	Austin	Worthington
Utah	Collinsworth	Fischer	Haws	Austin	Worthington
at Weber State	Collinsworth	Fischer	Haws	Neilson	Worthington
Stanford	Collinsworth	Fischer	Haws	Neilson	Worthington
UMass	Collinsworth	Fischer	Haws	Neilson	Worthington
Gonzaga					
Portland					
at Santa Clara					
at San Francisco					
Pepperdine					
Loyola Marymount					
at Pacific					
at Saint Mary's					
at San Diego					
San Francisco					
Santa Clara					
at Pepperdine					
at Loyola Marymount					
Saint Mary's					
Pacific					
San Diego					
at Portland					
at Gonzaga					
Won-Loss Records	(1)	(2)	(3)	(4)	(5)
5-3	Collinsworth	Fischer	Haws	Austin	Worthington
1-0	Halford	Fischer	Haws	Austin	Worthington
1-0	Collinsworth	Fischer	Haws	Austin	Neilson
3-0	Collinsworth	Fischer	Haws	Neilson	Worthington

GAMES PLAYED (RECORD)

	2014-15	Career
Tyler Haws	13 (10-3)	117 (85-32)
Nate Austin	10 (7-3)	116 (80-36)
Anson Winder	13 (10-3)	113 (80-33)
Josh Sharp	8 (7-1)	100 (69-31)
Kyle Collinsworth	12 (9-3)	82 (63-19)
Skyler Halford	12 (10-2)	47 (33-14)
Frank Bartley IV	12 (9-3)	46 (32-14)
Luke Worthington	13 (10-3)	44 (31-13)
Ryan Andrus	4 (4-0)	same
Jordan Ellis	5 (5-0)	same
Chase Fischer	13 (10-3)	same
Corbin Kaufusi	12 (9-3)	same
Isaac Neilson	13 (10-3)	same
Dalton Nixon	11 (9-2)	same
Jake Toolson	9 (8-1)	same

GAMES STARTED (RECORD)

	2014-15	Career
Tyler Haws	13 (10-3)	115 (83-32)
Kyle Collinsworth	12 (9-3)	73 (55-18)
Anson Winder	0 (0-0)	25 (20-5)
Nate Austin	10 (7-3)	53 (35-18)
Josh Sharp	0 (0-0)	25 (18-7)
Skyler Halford	1 (1-0)	14 (11-3)
Luke Worthington	12 (9-3)	15 (12-3)
Chase Fischer	13 (10-3)	same
Isaac Neilson	4 (4-0)	same

STREAKS

Streak	2014-15	Overall
Current won/loss streak	3 wins	same
At home	2 wins	same
On the road	2 wins	4 wins
On a neutral floor	1 win	same
At home vs. Nonconference	2 wins	same
At home vs. WCC	—	9 wins
On the road vs. Nonconference	2 wins	same
On the road vs. WCC	—	2 wins
On a neutral floor vs. Nonconference	1 win	same
On a neutral floor vs. WCC	—	1 loss
At regular season tournament	1 loss	same
At WCC Tournament	—	1 loss
NCAA Tournament	—	2 losses
At NIT	—	1 loss
Games with a 3-point make	13 games	16 games
Vs. In-state teams	1 win	same
At home vs. in-state teams	1 loss	same
On the road vs. in-state teams	2 wins	same

LEADS AND DEFICITS, BYU'S BIGGEST...

Category	Value
Halftime lead	27 (49-22 vs. SVU)
Halftime lead lost in defeat	1 (31-30 vs. Utah)
Halftime deficit	8 (33-41 vs. San Diego State)
Halftime deficit erased in victory	1 (46-47 vs. Long Beach State) 1 (31-32 at Utah State)
Overall lead	56 (97-41 vs. SVU)
Margin of victory	53 (101-48 vs. SVU)
Margin of defeat	5 (87-92 vs. San Diego State)
Lead lost in defeat	5 (76-71 vs. San Diego State)
Overall deficit	13 (11-24 vs. Utah)
Deficit overcome in victory	9 (17-26 vs. Hawaii)

HONORS CANDIDATES

Tyler Haws • All-America Candidate

- Ranks fifth in the nation in scoring at 22.3 points per game and 42nd in free throw percentage at 87.6
- Has three games with 30-plus points, including a season high of 35 points at Utah State
- Named to the Wooden Award Preseason Top 50
- Named to the Naismith Trophy Men's 50 Watch List
- Named preseason All-America honorable mention by the Associated Press
- Selected to the preseason All-WCC team by the league's coaches
- Named All-America Honorable Mention, WCC Player of the Year, All-WCC First Team, USBWA All-District VIII First Team, WCC All-Tournament and the CollegeSportsMadness.com All-High Major First Team in 2013-14
- 2013-14 season averages of 23.2 ppg, 3.8 rpg, 1.5 apg and 1.0 spg and season shooting percentages of .463 from the field, .404 from three and .881 from the free throw line
- Had season highs of 48 points, 13 rebounds, 5 assists, 3 steals and 4 made 3-pointers
- Scored in double figures in all 33 games played, 20-plus points 21 times, 30-plus points 7 times and 40-plus points once
- Named to the All-Junior Team by ESPN's Rece Davis
- Named USBWA and NABC All-District

Kyle Collinsworth • All-WCC, All-District Candidate

- Ranks 44th in the nation in assists and 31st in steals
- One of only four players in the country with a triple-double: 19 points, 12 boards, 10 assists vs. Hawaii
- Named preseason All-WCC
- Named All-WCC First Team in 2013-14
- 2013-14 season averages of 14.0 ppg, 8.1 rpg, 4.6 apg and 1.7 spg and season shooting percentages of .497 from the field and .364 from three
- Had season highs of 20 points, 13 rebounds, 9 assists, 3 blocks and 5 steals
- Scored in double figures in 30 games, including a streak of 20-straight games
- In all games was: 14th in the WCC in scoring, 2nd in rebounding, 13th in field goal percentage, 3rd in assists, 3rd in steals, 11th in assist/turnover ratio, 5th in offensive rebounds, 3rd in defensive rebounds and 6th in minutes played (as of 3/12/14)

Preseason Projections

Lindy's Sports College Basketball Preview

- Senior guard Tyler Haws ranked No. 1 in the nation among shooting guards
- Junior guard Kyle Collinsworth ranked No. 20 in the nation among small forwards (even though he plays the point)
- BYU picked to finish second in the WCC
- Tyler Haws named the preseason player of the year and to the five-man All-WCC first-team
- Kyle Collinsworth named to the five-man All-WCC second-team

Sporting News College Basketball Year Book

- Senior guard Tyler Haws and junior guard Kyle Collinsworth named to the 10-man all-conference team
- Chase Fischer named to the five-man all-newcomer team
- The Marriott Center named the top venue in the WCC
- BYU picked to finish second in the WCC

Athlon Sports College Basketball Preview

- Senior guard Tyler Haws ranked the second-best scorer in the country
- Senior guard Tyler Haws named the WCC preseason player of the year and to the five-man All-WCC first-team

Online Previews

- Yahoo! Sports named Tyler Haws and Kyle Collinsworth to its five-man All-WCC team and selected Haws as the preseason player of the year
- SI.com projects Tyler Haws to lead the nation in scoring in 2014-15
- CampusInsiders.com projects Tyler Haws to lead the nation in scoring in 2014-15

2014-15 STORYLINES AND NOTES

Dave Rose

BYU head coach Dave Rose has led the Cougars to one of the most successful runs in program history since taking over in 2005. His career record of 242-81 ranks him second in BYU history in total victories and first in winning percentage (.749). Rose has been named conference coach of the year three times, district coach of the year twice, led the Cougars to four conference titles, seven NCAA tournament appearances, two NIT appearances, six 25-win seasons and nine 20-win seasons. In 2010, he led BYU to its first NCAA tournament win in 17 years and the Cougars won at least one postseason game in the next three seasons, including a spot in the Sweet 16 in 2011, a win in the 2012 NCAA tournament and a trip to the NIT semifinals in 2013.

Hot start from downturn

BYU is hitting threes at a record-setting pace in 2014-15. Through 13 games, the Cougars are on pace to nearly double last season's output and break the records for made threes and threes per game set in 2010-11. See below for more data on BYU's 3-point shooting during the Dave Rose era.

Season	Games Played	Games w/10-plus 3s	Total 3s	3s/Game	Season	Games Played	Games w/10-plus 3s	Total 3s	3s/Game
2005-06	29	5	202	7.0	2010-11	37	11	312	8.4
2006-07	34	7	256	7.5	2011-12	35	8	233	6.7
2007-08	35	11	285	8.1	2012-13	36	4	213	5.9
2008-09	33	8	238	6.8	2013-14	35	3	177	5.1
2009-10	36	9	292	8.1	2014-15	13	5	119	9.2

Rose vs. the state

BYU basketball coach Dave Rose has compiled a record of 31-8 vs. in-state opponents since taking over in 2005-06. He has the best winning percentage (.795) of any coach vs. in-state teams during that time and is second in wins (Utah State's Stew Morrill is 32-11 vs. in-state teams since 2005-06, a .743 winning percentage). BYU won at Utah State 91-81 on Dec. 2, lost to Utah 65-61 on Dec. 10 and won at Weber State 76-60 on Dec. 13.

Opponent	W	L	Opponent	W	L
Utah	12	5	Weber State	10	0
Utah State	6	3	Southern Utah	3	0

Cougars leading the league

In each of BYU's three seasons in the WCC, the Cougars have had the leading scorer in all games (Noah Hartsock in 2011-12, Tyler Haws in 2012-13 and 2013-14) and in league games (Brandon Davies in 2011-12, Haws in 2012-13 and 2013-14). Only one other school (Loyola Marymount from 1988-89 to 1991-92) has had the league's leading scorer in at least three-straight seasons in all games. In league games, a school has had the league's leading scorer in at least three-straight seasons three other times.

Rose among the nation's best

Dave Rose is 10th in career winning percentage among active NCAA Division I head coaches (as of Dec. 21, 2014).

Rk	Coach	Yrs.	W	L	Pct.	Rk	Coach	Yrs.	W	L	Pct.
1	Mark Few, Gonzaga	15	414	101	.8039	7	Bruce Pearl, Auburn	19	467	150	.7569
2	Roy Williams, UNC	26	732	193	.7914	8	Bill Self, Kansas	21	541	175	.7556
3	Thad Matta, Ohio State	14	386	116	.7689	9	Jamie Dixon, Pittsburgh	11	296	99	.7494
4	Mike Krzyzewski, Duke	39	993	306	.7644	10	Dave Rose, BYU	9	241	81	.7484
5	John Calipari, Kentucky	22	567	175	.7642	11	Shaka Smart, VCU	5	145	49	.7474
6	Bo Ryan, Wisconsin	30	714	225	.7604	12	Jim Boeheim, Syracuse	38	954	324	.7465

Number of games to...

See the table below for the number of games it has taken BYU's best scorers to reach various milestones.

1,500 Points	1,600 Points	1,700 Points	1,800 Points	1,900 Points
Danny Ainge - 77	Danny Ainge - 82	Danny Ainge - 87	Danny Ainge - 91	Danny Ainge - 96
Kresimir Cosic - 79	Tyler Haws - 90	Tyler Haws - 93	Tyler Haws - 97	Devin Durrant - 102
Tyler Haws - 86	Devin Durrant - 93	Devin Durrant - 96	Devin Durrant - 99	Tyler Haws - 102
Devin Durrant - 89	Michael Smith - 95	Michael Smith - 99	Michael Smith - 103	Michael Smith - 107
Michael Smith - 91	Fred Roberts - 103	Jimmer Fredette - 110	Jimmer Fredette - 114	Jimmer Fredette - 118
Fred Roberts - 98	Jimmer Fredette - 105	Fred Roberts - 111	Fred Roberts - 118	
2,000 Points	2,100 Points	2,200	2,300	2,400
Danny Ainge - 99	Danny Ainge - 102	Danny Ainge - 107	Danny Ainge - 112	Danny Ainge - 115
Devin Durrant - 106	Devin Durrant - 111	Devin Durrant - 114	Michael Smith - 122	Jimmer Fredette - 134
Tyler Haws - 108	Tyler Haws - 112	Tyler Haws - 115	Jimmer Fredette - 131	
Michael Smith - 110	Michael Smith - 115	Michael Smith - 119		
Jimmer Fredette - 120	Jimmer Fredette - 123	Jimmer Fredette - 127		

Fischer and the Cougars set 3-point shooting and scoring records

Junior guard Chase Fischer and his teammates set several BYU records in the Cougars' 121-85 win over Chaminade in the EA Sports Maui Invitational. See the list below:

Team Records

- Single-game record for 3-pointers in a game: 17 (previous record was 15, set three times)
- Record for most 3-pointers in a half: 14 in the first half (previous record was 10, set at Arizona in 2009)
- Tied most points in a first half: 66 (set previously set vs. Hofstra in 1983)
- Tied for fourth most points in a game with 121 (also the most points scored in the Dave Rose era)

Individual Records

- Chase Fischer set the BYU record for most threes in a single game: 10
- Chase Fischer set the BYU record for most threes in a half: 9 in the first
- Chase Fischer set the BYU record for most made threes without a miss to start a game: 8

CAREER

Points

Rk	Name, Years	Pts
1	Jimmer Fredette, 2007-11	2,599
2	Danny Ainge, 1977-81	2,467
3	Michael Smith, 1983-84, 86-89	2,319
4	Devin Durrant, 1978-80, 82-84	2,285
5	Tyler Haws, 2009-10, 12-present	2,234
6	Russell Larson, 1991-95	1,885
7	Fred Roberts, 1978-82	1,841
8	Jeff Chatman, 1984-88	1,824
9	Mekeli Wesley, 1997-01	1,740
10	Mark Bigelow, 1998-99, 01-04	1,715
11	Brandon Davies, 2009-13	1,680
12	Ken Roberts, 1990-91, 93-96	1,652
13	Lee Cummond, 2005-09	1,569
14	Jonathan Tavemari, 2006-10	1,519
15	Kresimir Cosic, 1970-73	1,513
16	Joe Nelson, 1947-50	1,494
17	Jay Cheesman, 1973-77	1,408
18	Roland Minson, 1948-51	1,407
19	Andy Toolson, 1984-85, 87-90	1,388
20	Trent Plaisted, 2004-08	1,372
21	Marty Haws, 1986-90	1,337
22	Dick Nemeika, 1963-66	1,299
23	Alan Taylor, 1976-80	1,284
24	Jackson Emery, 2005-06, 08-11	1,235
25	Doug Richards, 1971-74	1,218
26	Gary Trost, 1987-88, 90-93	1,205
27	Matt Carlino, 2011-14	1,201
28	Eldon Brinley, 1927-31	1,195
29	Noah Hartssock, 2008-12	1,191
30	Joe Richey, 1950-53	1,177

Points Per Game

Rk	Name, Years	G	Pts	Avg
1	John Fairchild, 1963-65	53	1,109	20.92
2	Danny Ainge, 1977-81	118	2,467	20.91
3	Devin Durrant, 1978-80, 82-84	117	2,285	19.5
4	Kresimir Cosic, 1970-73	79	1,513	19.15
5	Tyler Haws, 2009-10, 12-present	117	2,234	19.09
6	Michael Smith, 1983-84, 86-89	122	2,319	19.0
7	Bernie Fryer, 1970-72	55	1,030	18.73
8	Jimmer Fredette, 2007-11	139	2,599	18.70
9	Terrell Lyday, 1999-01	66	1,105	16.74
10	Dick Nemeika, 1963-66	78	1,299	16.65

Field Goals Made

Rk	Name, Years	FG
1	Danny Ainge, 1977-81	987
2	Michael Smith, 1983-84, 86-89	886
3	Jimmer Fredette, 2007-11	838
4	Devin Durrant, 1978-80, 82-84	832
5	Tyler Haws, 2009-10, 12-present	752
6	Jeff Chatman, 1984-88	751
7	Fred Roberts, 1978-82	687
8	Russell Larson, 1991-95	660
9	Brandon Davies, 2009-13	609
10	Mekeli Wesley, 1997-01	570

Free Throws Made

Rk	Name, Years	FT
1	Jimmer Fredette, 2007-11	627
2	Devin Durrant, 1978-80, 82-84	621
3	Tyler Haws, 2009-10, 12-present	596
4	Russell Larson, 1991-95	541
5	Ken Roberts, 1990-91, 93-96	511
6	Mekeli Wesley, 1997-01	509
7	Danny Ainge, 1977-81	493
8	Fred Roberts, 1978-82	467
9	Brandon Davies, 2009-13	456
10	Michael Smith, 1983-84, 86-89	431
11	Mark Bigelow, 1998-99, 01-04	414
12	Joe Nelson, 1947-50	390
13	Kresimir Cosic, 1970-73	381
14	Gary Trost, 1987-88, 90-93	359
15	Trent Plaisted, 2004-08	346

Free Throw Percentage*

Rk	Name, Years	FT	FTA	Pct
1	Tyler Haws, 2009-10, 12-present	596	673	.886
2	Jimmer Fredette, 2007-11	627	711	.882
3	Michael Smith, 1983-84, 86-89	431	491	.878
4	Lee Cummond, 2005-09	294	349	.842
5	Randy Reid, 1992-96	338	407	.830
6	Brian Taylor, 1982-84, 86-88	229	277	.827
7	Gary Batchelor, 1960-63	251	304	.826
8	Noah Hartssock, 2008-12	230	281	.819
9	Danny Ainge, 1977-81	493	604	.816
10	Doug Howard, 1967-70	287	353	.813

*Minimum 200 FT Made

3-Point Field Goals Made

Rk	Name, Years	3FG
1	Jimmer Fredette, 2007-11	296
2	Jonathan Tavemari, 2006-10	265
3	Jackson Emery, 2005-06, 08-11	230
4	Mark Bigelow, 1998-99, 01-04	213
5	Mike Rose, 2003-07	163
6	Matt Carlino, 2011-14	157
7	Lee Cummond, 2005-09	153
8	Andy Toolson, 1984-85, 87-90	141
9	Tyler Haws, 09-10, 12-present	134
10	Nick Sanderson, 1991-93	129
11	Terrell Lyday, 1999-01	127
12	Mark Heslop, 1988-92	126
13	Michael Smith, 1983-84, 86-89	116
14	Randy Reid, 1992-96	114
15	Austin Ainge, 2003-07	113
16	Nathan Call, 1986-88, 90-92	110
17	Jimmy Balderson, 2001-02, 04-07	109
18	Todd Christensen, 1995-96, 98-00	104
19	Brock Zylstra, 2009-13	102
20	Robbie Reid, 1993-95	96

Steals

Rk	Name, Years	G	Stl	Avg
1	Jackson Emery, 2005-06, 08-11	133	249	1.9
2	Danny Ainge, 1977-81	118	195	1.7
3	Marty Haws, 1986-90	123	182	1.5
4	Jimmer Fredette, 2007-11	139	167	1.2
5	Jonathan Tavemari, 2006-10	132	165	1.3
6	Matt Carlino, 2011-14	96	161	1.7
7	Scott Sinek, 1981-85	115	140	1.2
8	Nathan Call, 1986-88, 90-92	129	138	1.1
9	Brandon Davies, 2009-13	135	132	1.0
10	Russell Larson, 1991-95	129	131	1.0
11	Lee Cummond, 2005-09	131	129	1.0
12	Matt Montague, 1996-97, 99-02	122	124	1.0
	<i>Kyle Collinsworth, 2010-11, 12-present</i>	<i>82</i>	<i>124</i>	<i>1.5</i>
14	Randy Reid, 1992-96	125	118	0.9
15	Mark Bigelow, 1998-99, 01-04	120	116	1.0
16	Tyler Haws, 2009-10, 12-present	117	114	1.0
17	Ken Roberts, 1990-91, 93-96	126	104	0.8
18	Justin Weidauer, 1991-92, 95-98	85	102	1.2
19	Terrell Lyday, 1999-01	66	99	1.5
20	Mekeli Wesley, 1997-01	115	97	0.8

Steals Per Game

Rk	Name, Years	G	Stl	Avg
1	Jackson Emery, 2005-06, 08-11	133	249	1.87
2	Matt Carlino, 2011-present	96	161	1.677
3	Danny Ainge, 1977-81	118	195	1.652
4	<i>Kyle Collinsworth, 2010-11, 12-present</i>	<i>82</i>	<i>124</i>	<i>1.51</i>
5	Terrell Lyday, 1999-01	66	99	1.5
6	Mike Hall, 2003-05	60	89	1.48
7	Marty Haws, 1986-90	123	182	1.48
8	Robbie Reid, 1993-95	64	94	1.47
9	Rafael Araujo, 2002-04	62	88	1.42
10	Jonathan Tavemari, 2006-10	132	165	1.25
11	Brett Applegate, 1982-84	60	74	1.23
12	Scott Sinek, 1981-85	115	140	1.22
13	Jimmer Fredette, 2007-11	139	167	1.20
14	Justin Weidauer, 1991-92, 95-98	85	102	1.20
15	Michael Vranes, 1996-97, 98-00	63	71	1.13
16	Nathan Call, 1986-88, 90-92	129	138	1.07
17	Kevin Woodberry, 2002-04	62	65	1.05
18	Kevin Santiago, 1988-90	59	61	1.034
19	Matt Montague, 1996-97, 99-02	122	124	1.0164
20	Russell Larson, 1991-95	129	131	1.0155
21	Tyler Haws, 2009-10, 12-present	117	114	0.97

Blocks

Rk	Name, Years	G	Blk	Avg
1	Greg Kite, 1979-83	112	208	1.9
2	Noah Hartssock, 2008-12	134	177	1.3
3	Shawn Bradley, 1990-91	34	177	5.2
4	Russell Larson, 1991-95	129	166	1.3
5	Brandon Davies, 2009-13	135	123	0.9
6	Alan Taylor, 1976-80	110	119	1.1
7	Trent Plaisted, 2004-08	103	107	1.0
8	Jeff Chatman, 1984-88	122	107	0.9
9	Lee Cummond, 2005-09	131	106	0.8
10	Chris Miles, 2004-05, 07-10	131	89	0.7
11	Jim Usevitch, 1982-84, 86-88	107	84	0.8
12	Mekeli Wesley, 1997-01	115	82	0.7
13	Fred Roberts, 1978-82	119	75	0.6
14	Eric Nielsen, 1996-97, 99-02	122	74	0.6
15	Ken Roberts, 1990-91, 93-96	126	73	0.6
16	Nate Austin, 2011-present	116	71	0.6
17	Alan Pollard, 1984-86	60	62	1.0
18	Jared Miller, 1990-93	88	60	0.7

Offensive Rebounds

Rk	Name, Years	G	Stl	Avg
1	Ken Roberts, 1990-91, 93-96	126	268	2.13
2	Brandon Davies, 2009-13	135	246	1.82
3	Russell Larson, 1991-95	129	245	1.90
4	Nate Austin, 2011-present	116	235	2.03
5	Trent Plaisted, 2004-08	103	231	2.24
6	Gary Trost, 1987-88, 90-93	114	210	1.84
7	Lee Cummond, 2005-09	131	202	1.54
8	Keena Young, 2004-07	88	201	2.28
9	Noah Hartssock, 2008-12	134	194	1.45
10	Mekeli Wesley, 1997-01	115	182	1.58
11	Rafael Araujo, 2002-04	62	178	2.87
12	Charles Abouo, 2008-12	141	177	1.26
13	Justin Weidauer, 1991-92, 95-98	85	176	2.07
14	Nathan Cooper, 1995-96, 98-01	122	172	1.41
15	Jared Miller, 1990-93	88	166	1.89
16	Kyle Collinsworth, 2010-11, 13-present	82	165	1.98
17	Jared Jensen, 2001-2005	118	161	1.36
18	Eric Nielsen, 1996-97, 99-02	122	151	1.24
19	Mark Durrant, 1989-90, 92-95	128	150	1.17
20	Chris Miles, 2004-05, 07-10	131	134	1.02

Most 20-Point Games

Rk	Name, Years	#
1	Michael Smith, 1983-84, 86-89	67
2	Danny Ainge, 1977-81	65
3	Jimmer Fredette, 2007-11	63
4	Tyler Haws, 2009-10, 12-present	58
5	Devin Durrant, 1978-80, 82-84	57
6	Kresimir Cosic, 1970-73	38
7	Jeff Chatman, 1984-88	36
8	Russell Larson, 1991-95	34
9	Fred Roberts, 1978-82	33
10	Ken Roberts, 1990-91, 93-96	31
11	John Fairchild, 1963-65	30
	Mekeli Wesley, 1997-01	30

Consecutive 20-Point Games

Rk	Name, Years	Pts
1	Jimmer Fredette, 1/5/11 to 3/24/11	22
2	Danny Ainge, 12/19/80 to 1/24/81	12
	Michael Smith, 12/17/88 to 2/2/89	12
4	Devin Durrant, 12/28/83 to 2/8/84	11
	Tyler Haws, 3/2/13 to 11/25/13	11
6	Michael Smith, 2/9/89 to 3/10/89	10
7	Timo Saarelainen, 1/17/85 to 2/9/85	8
	Michael Smith, 3/11/88 to 12/9/88	8
9	Devin Durrant, 11/26/83 to 12/21/83	7
	Devin Durrant, 2/25/84 to 3/17/84	7
	Jimmer Fredette, 3/11/10 to 11/20/10	7
	Tyler Haws, 12/29/12 to 1/19/13	7
	Russell Larson, 12/6/94 to 12/30/94	7
14	Devin Durrant, 1/14/83 to 1/27/83	6
	Jimmer Fredette, 12/8/10 to 12/30/10	6
	Tyler Haws, 11/9/12 to 11/24/12	6
	Kenneth Roberts, 2/15/96 to 3/7/96	6

Most 30-Point Games

Rk	Name, Years	#
1	Jimmer Fredette, 2007-11	24
2	Michael Smith, 1983-84, 86-89	17
	Devin Durrant, 1978-80, 82-84	17
4	Tyler Haws, 2009-10, 12-present	13
5	Danny Ainge, 1977-81	12
6	Kresimir Cosic, 1970-73	10
7	Dick Nemeika, 1963-66	8
8	John Fairchild, 1963-65	7
9	Timo Saarelainen, 1980-85	5
10	Russell Larson, 1991-95	4
	Ken Roberts, 1990-91, 93-96	4
	Mekeli Wesley, 1997-01	4

Consecutive Games in Double Figures

Rk	Name, Years	Pts
1	Danny Ainge, 12/13/77 to 3/21/81	112
2	Michael Smith, 1/10/87 to 3/10/89	77
3	Tyler Haws, 1/26/13 to 12/20/14	60
4	Devin Durrant, 11/26/82 to 2/16/84	51
5	Jeff Chatman, 1/24/87 to 3/19/88	44
	Russell Larson, 12/10/93 to 1/9/95	4

BYU'S RECORD WHEN ...

Venue	14-15	H	A	N	Under Rose
Overall	10-3	6-1	2-0	2-2	242-81
Home	6-1	—	—	—	137-13
Away	2-0	—	1-0	—	70-43
Neutral	2-2	—	—	—	35-25
Lead at the half/end of game...	14-15	H	A	N	Under Rose
BYU leads at the half	8-1	5-1	1-0	2-0	200-24
Opponent leads at the half	2-2	1-0	1-0	0-2	36-53
Score tied at the half	0-0	0-0	0-0	0-0	6-4
BYU leads w/5 min left	9-0	5-0	2-0	2-0	228-8
Opponent leads w/5 min left	0-2	0-1	0-0	0-1	11-71
Score tied w/5 min left	1-1	1-0	0-0	0-1	3-2
BYU leads w/1 min left	10-1	6-0	2-0	2-1	236-2
Opponent leads w/1 min left	0-1	0-1	0-0	0-0	3-74
Score tied w/1 min left	0-1	0-0	0-0	0-1	3-5
Game goes into overtime	1-2	1-0	0-0	0-2	8-7
BYU scores...	14-15	H	A	N	Under Rose
100-plus points	2-0	1-0	0-0	1-0	14-1
90-99 points	5-0	3-0	1-0	1-0	44-2
80-89 points	0-2	0-0	0-0	0-2	79-11
70-79 points	3-0	2-0	1-0	0-0	81-23
60-69 points	0-1	0-1	0-0	0-0	20-38
60 or less points	0-0	0-0	0-0	0-0	4-6
Opponent scores...	14-15	H	A	N	Under Rose
100-plus points	0-0	0-0	0-0	0-0	2-3
90-99 points	1-1	1-0	0-0	0-1	3-8
80-89 points	2-1	0-0	1-0	1-1	13-29
70-79 points	4-0	3-0	0-0	1-0	55-34
60-69 points	2-1	1-1	1-0	0-0	100-7
50-59 points	0-0	0-0	0-0	0-0	50-0
50 or less points	1-0	0-0	0-0	0-0	19-0
BYU double figure scorers	14-15	H	A	N	Under Rose
One player in double figures	0-0	0-0	0-0	0-0	1-4
Two players in double figures	2-1	1-0	0-0	0-1	28-20
Three players in double figures	2-1	0-1	2-0	0-0	87-35
Four players in double figures	4-0	2-0	0-0	2-0	84-17
Five players in double figures	1-1	1-0	0-0	0-1	31-5
Six players in double figures	0-0	0-0	0-0	0-0	10-0
Seven players in double figures	1-0	1-0	0-0	0-0	1-0
Shooting, rebounding and TOs	14-15	H	A	N	Under Rose
BYU shoots 50% or better	6-0	4-0	1-0	1-0	107-9
Opponent shoots 50% or better	1-0	1-0	0-0	0-0	15-31
BYU outshoots opponent	6-0	3-0	1-0	2-0	196-15
Opponent outshoots BYU	4-3	3-1	1-0	0-2	45-64
Teams shoot equal FG%	0-0	0-0	0-0	0-0	1-2
BYU outrebounds opponent	10-0	6-0	2-0	2-0	186-23
Opponent outrebounds BYU	0-3	0-1	0-0	0-2	45-55
BYU, opponent tie in rebounds	0-0	0-0	0-0	0-0	11-3
BYU has a positive TO margin	6-3	5-1	1-0	0-2	154-33
BYU has a negative TO margin	3-0	1-0	1-0	1-0	64-41
BYU, opponent tie in TOs	1-0	0-0	0-0	1-0	24-7
Wins, losses and rest	14-15	H	A	N	Under Rose
Coming off a win	6-3	4-1	1-0	1-2	177-64
Coming off a loss	4-0	2-0	1-0	1-0	65-17
Two-plus days between games	8-2	5-1	2-0	1-1	202-62
One day between games	0-0	0-0	0-0	0-0	28-6
Playing the next day	2-1	1-0	0-0	1-1	12-13
Days	14-15	H	A	N	Under Rose
Monday	0-1	0-0	0-0	0-1	6-2
Tuesday	4-0	2-0	1-0	1-0	37-6
Wednesday	1-2	1-1	0-0	0-1	50-14
Thursday	0-0	0-0	0-0	0-0	26-18
Friday	1-0	1-0	0-0	0-0	24-7
Saturday	4-0	2-0	1-0	1-0	99-34

DUNKS

	2014-15	Career
Nate Austin	0	16
Tyler Haws	3	17
Josh Sharp	1	13
Anson Winder	1	3
Matt Carlino	0	2
Kyle Collinsworth	9	37
Frank Bartley IV	0	2
Luke Worthington	3	3
Dalton Nixon	3	3
Corbin Kaufusi	4	4
BYU	24	
Opponents	10	

BYU'S RECORD WHEN ...

On television	14-15	H	A	N	Under Rose
All games on TV	10-3	6-1	2-0	2-2	206-75
On BYUtv	6-0	5-0	0-0	1-0	69-6
On ESPN	0-0	0-0	0-0	0-0	1-2
On ESPN2	1-2	0-0	0-0	1-2	8-15
On ESPNU	1-1	1-0	0-0	0-0	13-5
On ESPNEWS	0-0	0-0	0-0	0-0	1-0
On TWC/ROOT Sports	0-0	0-0	0-0	0-0	4-4
On truTV	0-0	0-0	0-0	0-0	1-3
On CBS	0-0	0-0	0-0	0-0	4-5
On CBS Sports Network	1-0	0-0	1-0	0-0	15-7
On Pac-12 Network	0-0	0-0	0-0	0-0	0-2
On KJZZ	1-0	0-0	1-0	0-0	1-0
Top 25	14-15	H	A	N	Under Rose
vs. a top 25 opponent	0-2	0-1	0-0	0-1	9-26
as a top 25 team	0-0	0-0	0-0	0-0	57-16
Months	14-15	H	A	N	Under Rose
November	5-2	4-0	0-0	1-2	49-12
December	5-1	2-1	2-0	1-0	56-19
January	0-0	0-0	0-0	0-0	55-19
February	0-0	0-0	0-0	0-0	51-12
March	0-0	0-0	0-0	0-0	31-18
April	0-0	0-0	0-0	0-0	0-1
Margin of victory/defeat	14-15	H	A	N	Under Rose
1-4 points	1-2	1-1	0-0	0-1	25-19
5-9 points	2-1	2-0	0-0	0-1	43-21
10-15 points	2-0	1-0	1-0	0-0	60-24
16-19 points	1-0	0-0	1-0	0-0	29-12
20-29 points	2-0	1-0	0-0	1-0	50-5
30-39 points	1-0	0-0	0-0	1-0	22-0
40-49 points	0-0	0-0	0-0	0-0	8-0
50+ points	1-0	1-0	0-0	0-0	5-0

FREE THROW STREAKS

Haws	31	3/8/14 - 11/14/14
Haws	24	12/2/14 - 12/10/14
Halford	24	2/13/14 - present
Haws	14	11/26/14 - 12/2/14
Collinsworth	12	11/29/14 - 12/6/14

LATE GAME FREE THROWS, 5:00-2:00

Player	Season	Career
Nate Austin	2-2 (.100)	5-10 (.500)
Kyle Collinsworth	3-5 (.600)	19-35 (.543)
Tyler Haws	10-10 (1.000)	73-80 (.913)
Josh Sharp	1-2 (.500)	5-10 (.500)
Anson Winder	4-4 (1.000)	13-17 (.745)
Skyler Halford	0-0 (.000)	7-8 (.875)
Frank Bartley IV	2-2 (1.000)	3-4 (.750)
Luke Worthington	0-0 (.000)	1-2 (.500)
Isaac Neilson	1-3 (.333)	1-3 (.333)
Corbin Kaufusi	2-3 (.667)	2-3 (.667)
Chase Fischer	2-2 (1.000)	2-2 (1.000)
Totals	27-33 (.818)	
Under Rose	592-814 (.727)	

LATE GAME FREE THROWS, 2:00-0:00

Player	Season	Career
Nate Austin	1-2 (.500)	12-18 (.667)
Kyle Collinsworth	9-10 (.900)	24-42 (.571)
Tyler Haws	10-10 (1.000)	81-87 (.931)
Josh Sharp	0-0 (.000)	8-12 (.667)
Anson Winder	13-19 (.684)	32-48 (.667)
Luke Worthington	0-0 (.000)	2-4 (.500)
Frank Bartley IV	2-3 (.667)	3-10 (.300)
Skyler Halford	10-10 (1.000)	22-22 (1.000)
Chase Fischer	2-2 (1.000)	2-2 (1.000)
Isaac Neilson	1-2 (.500)	1-2 (.500)
Dalton Nixon	1-1 (1.000)	1-1 (1.000)
Corbin Kaufusi	2-2 (1.000)	2-2 (1.000)
Totals	51-61 (.836)	
Under Rose	781-1040 (.751)	

2014-15 SCORING BY HALF (BYU-OPPONENT)

Opponent	1st half	Margin	FG %	2nd half	Margin	FG %	OT	Margin	FG %	Final	Margin	FG %
Long Beach State	46-47	-1	53.8 -50.0	49-43	+6	50.0-58.6	—	—	—	95-90	+5	51.9-54.1
Arkansas-Little Rock	37-28	+9	46.7-25.8	54-34	+20	59.0-43.3	—	—	—	91-62	+29	53.6-34.4
Southern Virginia	49-22	+27	47.2-28.6	52-26	+26	62.5-29.6	—	—	—	101-48	+53	54.4-29.0
vs. San Diego State	33-41	-8	39.9-48.5	34-26	+8	43.3-47.6	20-25	-5	30.0 -50.0	87-92	-5	38.5-48.5
vs. Chaminade	66 -43	+23	62.2-38.9	55-42	+13	48.6-36.1	—	—	—	121 -85	+36	55.4-37.5
vs. Purdue	35-40	-5	37.9-50.0	46-41	+5	53.6-41.7	4-6	-2	20.0-42.9	85-87	-2	43.5-45.8
Eastern Kentucky	32-30	+2	50.0-52.4	58-46	+12	64.5 -46.4	—	—	—	90-76	+14	58.2 -49.0
at Utah State	31-32	-1	33.3-46.4	60 -49	+11	45.5-44.8	—	—	—	91-81	+10	39.4-45.6
vs. Hawai'i	37-30	+7	41.2-37.5	53-40	+13	57.7-38.2	—	—	—	90-70	+20	48.3-37.9
Utah	31-30	+1	42.9-40.7	30-35	-5	32.4-52.4	—	—	—	61-65	-4	36.9-45.8
at Weber State	39-25	+14	57.1-36.0	37-35	+2	54.3-37.3	—	—	—	76-60	+16	54.3-37.3
Stanford	36-35	+1	43.8-48.5	43-42	+1	41.4-48.5	—	—	—	79-77	+2	42.6-48.5
UMass	32-30	+2	38.2-37.0	30-32	-2	36.4-63.6	15-9	+6	66.7-30.0	77-71	+6	39.0-45.8
Gonzaga												
Portland												
at Santa Clara												
at San Francisco												
Pepperdine												
Loyola Marymount												
at Pacific												
at Saint Mary's												
at San Diego												
San Francisco												
Santa Clara												
at Pepperdine												
at Loyola Marymount												
Saint Mary's												
Pacific												
San Diego												
at Portland												
at Gonzaga												
Season Totals	38.8-33.3	+5.5	45.4-41.2	46.2-37.8	+8.5	49.9-44.7	13.0-13.3	-0.3	32.1-41.4	88.9-74.4	+14.5	47.8-42.6

* Superlatives in bold

2014-15 Offensive Trends (BYU-Opponent)

Opponent	Points/Paint	Points Off TO	2nd Chance Points	Fastbreak Points	Bench Points	Big Run	Big Lead
Long Beach State	24 34	19 15	4 13	9 7	43 26	9-0/6-0	10/5
Arkansas-Little Rock	52 20	24 7	10 13	14 0	34 21	14-0/8-0	31/3
Southern Virginia	54 16	35 8	20 12	24 2	66 26	16-0/7-0	56/-
vs. San Diego State	28 40	15 13	15 22	4 8	29 30	8-0/11-0	5/11
vs. Chaminade	34 32	27 8	17 17	11 9	50 29	16-0/8-0	36/-
vs. Purdue	28 38	17 9	16 7	14 2	27 20	7-0/11-0	4/8
Eastern Kentucky	30 26	22 17	12 5	10 2	33 15	9-0/6-0	25/3
at Utah State	26 26	18 4	18 8	11 2	24 4	12-0/6-0	14/5
vs. Hawai'i	34 38	12 22	14 11	16 4	21 7	13-0/13-0	24/9
Utah	26 32	24 13	10 7	8 6	16 27	14-0/10-0	4/13
at Weber State	14 30	21 15	7 7	0 0	25 10	10-0/7-0	20/-
Stanford	30 28	22 13	25 13	9 5	13 12	8-0/11-0	13/2
UMass	28 32	18 15	14 14	6 10	41 17	10-0/12-0	7/7
Gonzaga							
Portland							
at Santa Clara							
at San Francisco							
Pepperdine							
Loyola Marymount							
at Pacific							
at Saint Mary's							
at San Diego							
San Francisco							
Santa Clara							
at Pepperdine							
at Loyola Marymount							
Saint Mary's							
Pacific							
San Diego							
at Portland							
at Gonzaga							
Season Totals	408 392	274 159	182 149	136 57	422 244		
Times Led, Record (W/L/T)	5-0/4-3/1-0	9-3/1-0/0-0	5-2/2-1/3-0	8-2/1-1/1-0	10-1/0-2/0-0		
Under Rose (W/L/T)	155-28/72-51/15-2	191-31/44-47/7-3	152-34/74-44/16-3	175-43/42-26/25-12	141-33/95-45/6-3		

* Superlatives in bold



2014-15 WCC Standings (as of 12/24/14)

	Overall	Pct	WCC	Pct
Gonzaga	11-1	.917	0-0	.000
BYU	10-3	.769	0-0	.000
Portland	9-3	.750	0-0	.000
Pepperdine	7-3	.700	0-0	.000
Saint Mary's	7-3	.700	0-0	.000
Pacific	8-4	.667	0-0	.000
San Diego	7-5	.583	0-0	.000
San Francisco	6-6	.500	0-0	.000
Santa Clara	5-6	.455	0-0	.000
Loyola Marymount	3-8	.273	0-0	.000

2014-15 WCC Players of the Week

Nov. 17	Brandon Clark, Santa Clara
Nov. 24	Brad Waldow, Saint Mary's
Dec. 1	Kevin Pangos, Gonzaga
Dec. 8	Kyle Collinsworth, BYU
Dec. 15	Kyle Wiltjer, Gonzaga
Dec. 22	Dulani Robinson, Pacific

2014-15 Preseason All-WCC Team

Player	School	Yr.	Pos.
Jared Brownridge	Santa Clara	So.	G
Kyle Collinsworth	BYU	Jr.	G
Stacy Davis	Pepperdine	Jr.	F
Johnny Dee	San Diego	Sr.	G
Tyler Haws	BYU	Sr.	G
Przemek Karnowski	Gonzaga	Jr.	C
Kevin Pangos	Gonzaga	Sr.	G
Kruize Pinkins	San Francisco	Sr.	F
Thomas van der Mars	Portland	Sr.	C
Brad Waldow	Saint Mary's	Sr.	C

2014-15 WCC Preseason Poll

Team (First Place Votes)	Points
1. Gonzaga (9)	81
2. BYU (1)	69
3. Saint Mary's	62
4. San Francisco	59
5. San Diego	47
6. Portland	45
7. Pepperdine	29
7. Santa Clara	29
9. Loyola Marymount	19
10. Pacific	10

TEAM	All	Conf
WCC Stats (as of 12/24/14)		
Scoring Offense	1	-
Scoring Defense	10	-
Scoring Margin	2	-
FT Percentage	1	-
FG Percentage	3	-
FG Percentage Defense	6	-
3FG Percentage	3	-
3FG Percentage Defense	6	-
3-Point FG Made/Game	1	-
Rebounding Offense	1	-
Rebounding Defense	8	-
Rebounding Margin	6	-
Blocked Shots	5	-
Assists	1	-
Steals	1	-
Turnover Margin	1	-
Assist/Turnover Ratio	2	-
Offensive Rebounds	1	-
Defensive Rebounds	2	-
Defensive Reb Pct	4	-
Offensive Reb Pct	6	-
NCAA Stats (as of 12/23/14)	Rank	Actual
Won-Lost Percentage	47	76.9
Scoring Offense	1	88.0
Scoring Defense	314	74.2
Scoring Margin	36	13.8
Field-Goal Percentage	56	47.1
Field-Goal Pct Defense	197	42.9
3-Point Field Goals/Game	14	9.2
3-Point Field-Goal Pct	33	39.3
3-Point FG Defense	182	33.5
Free-Throw Percentage	13	75.7
Rebound Margin	57	6.2
Assists Per Game	8	18.2
Assist Turnover Ratio	29	1.37
Blocked Shots Per Game	246	2.8
Steals Per Game	29	8.8
Turnovers Per Game	175	13.3
Turnover Margin	61	2.4
Personal Fouls Per Game	279	20.5

INDIVIDUAL	Top BYU player - All	Rank	Top BYU player - Conf	Rank
WCC (as of 12/24/14)				
Scoring	Tyler Haws	1	-	-
Rebounding	Kyle Collinsworth	4	-	-
FG Percentage	Anson Winder	9	-	-
Assists	Kyle Collinsworth	5	-	-
FT Percentage	Tyler Haws	3	-	-
Steals	Kyle Collinsworth	1	-	-
3FG Percentage	Anson Winder	9	-	-
3FG Made/Game	Chase Fischer	3	-	-
Blocked Shots	Isaac Neilson	12	-	-
Assist/TO Ratio	Kyle Collinsworth	12	-	-
Offensive Rebounds	Kyle Collinsworth	12	-	-
Defensive Rebounds	Kyle Collinsworth	3	-	-
Minutes Played	Tyler Haws	9	-	-
NCAA Stats (as of 12/23/14)	BYU Player	Rank	Actual	
Points Per Game	Tyler Haws	5	22.3	
Field Goal Percentage	Anson Winder	69	54.1	
3-Point FGs Per Game	Chase Fischer	24	3.15	
3-Point FG Percentage	Chase Fischer	51	41.0	
Free-Throw Percentage	Tyler Haws	42	87.6	
Rebounds Per Game	Kyle Collinsworth	110	7.6	
Assists Per Game	Kyle Collinsworth	44	5.3	
Steals Per Game	Kyle Collinsworth	31	2.33	
Double-Doubles	Kyle Collinsworth	34	4	
Triple-Doubles	Kyle Collinsworth	T1	1	
Free Throws Made	Tyler Haws	4	78	
Free Throw Attempts	Tyler Haws	11	89	

BYU BASKETBALL

ROSTER AND CAREER HIGHS

No.	Name	Pos.	Ht.	Wt.	Yr.	Hometown (Previous School)	Pronunciations
1	Chase Fischer	G	6-3	195	Jr.	Ripley, W.Va. (Wake Forest)	JAMAL AYTES ATE-s or 8's
2	Jordan Ellis	G	6-1	185	Jr.	Medford, Ore. (North Medford HS)	BOB MEDINA meh-DEE-nuh
3	Tyler Haws	G	6-5	200	Sr.	Alpine, Utah (Lone Peak HS)	
5	Kyle Collinsworth	G	6-6	215	Jr.	Provo, Utah (Provo HS)	SKYLER HALFORD HAL-ford
10	Ryan Andrus	G	6-10	220	Fr.	American Fork, Utah (American Fork HS)	TERRY NASHIF NASH-if
12	Josh Sharp	F	6-7	185	Sr.	Highland, Utah (Utah)	
15	Jake Toolson	G	6-5	210	Fr.	Gilbert, Ariz. (Highland HS)	CORBIN KAUFUSI KAW-foo-see
20	Anson Winder	G	6-3	195	Sr.	Las Vegas, Nev. (Bishop Gorman HS)	ROBERT RAMOS RAY-mus
21	Kyle Davis*	F	6-7	225	Jr.	Draper, Utah (Utah State)	
23	Skyler Halford	G	6-1	180	Sr.	Orem, Utah (SLCC)	ANSON WINDER AN-sun WINE-der
24	Frank Bartley IV	G	6-3	200	So.	Baton Rouge, La. (Future College Prep)	
25	Jordan Chatman	G	6-4	195	Fr.	Vancouver, Wash. (Union HS)	
30	Dalton Nixon	F	6-8	230	Fr.	Orem, Utah (Orem HS)	
33	Nate Austin	F	7-0	230	Sr.	Alpine, Utah (Lone Peak HS)	
35	Isaac Neilson	C	6-10	230	Fr.	Mission Viejo, Calif. (Mission Viejo HS)	
40	Jamal Aytes	F	6-6	230	So.	San Diego, Calif. (JSerra Catholic HS)	
41	Luke Worthington	F	6-10	245	So.	Mequon, Wis. (Homestead HS)	
44	Corbin Kaufusi	C	6-10	260	Fr.	Provo, Utah (Timpview HS)	

Head Coach: Dave Rose, 10th year (Houston, 1983)

Assistant Coaches: Terry Nashif (BYU, 2005); Tim LaComb (Utah, 2006); Mark Pope (Kentucky, 1996)

Director of Basketball Operations: Cody Fueger (Utah, 2006)

Coordinator of Player Development: Garrett Faucette (BYU, 2008)

Team Trainer: Robert Ramos (BYU, 1995)

Strength and Conditioning Coach: Bob Medina (UNLV, 1988)

2014-15 SEASON AND CAREER HIGHS

#	Player		Points	Rebounds	Assists
1	Chase Fischer	Season	30 vs. Chaminade	5 vs. Hawaii	5, twice, last vs. Hawai'i
		Career	same	same	same
2	Jordan Ellis	Season	2 vs. SVU	2 vs. Chaminade	1, twice, last vs. Hawai'i
		Career	same	same	same
3	Tyler Haws	Season	35 at Utah State	8 vs. Utah	5, twice, last at Weber State
		Career	48 at Portland (13-14)	13 vs. Weber State (13-14)	6 vs. Idaho State (09-10)
5	Kyle Collinsworth	Season	21 vs. San Diego State	15 vs. UMass	10 vs. Hawai'i
		Career	23 vs. Loyola Marymount (13-14)	16 vs. Loyola Marymount (13-14)	same
12	Josh Sharp	Season	4 vs. Southern Virginia	4 vs. Southern Virginia	1, twice, last vs. EKU
		Career	14 at Gonzaga (12-13), vs. SCU (12-13)	12 vs. LMU (12-13)	3, 3 times, last vs. Oregon (13-14)
15	Jake Toolson	Season	15 vs. Southern Virginia	7 vs. Southern Virginia	4 vs. Southern Virginia
		Career	same	same	same
20	Anson Winder	Season	25 vs. UMass	8 vs. Chaminade	6 vs. Hawai'i
		Career	same	same	9 vs. Northern Arizona (11-12)
23	Skyler Halford	Season	18 vs. Long Beach State	4 at Utah State	7 vs. Long Beach State
		Career	28 vs. San Diego (13-14)	6, twice, last vs. Santa Clara (13-14)	same
24	Frank Bartley IV	Season	4, twice, last vs. EKU	6 vs. Southern Virginia	7 vs. Southern Virginia
		Career	16 vs. Mount St. Mary's (13-14)	7 vs. Mount St. Mary's, at LMU (13-14)	same
30	Dalton Nixon	Season	10 vs. Southern Virginia	4 vs. Weber State, vs. Stanford	2 vs. Southern Virginia, vs. San Diego State
		Career	same	same	same
33	Nate Austin	Season	8 vs. Arkansas-Little Rock	11 vs. Arkansas-Little Rock	3 vs. Long Beach State, vs. Chaminade
		Career	15 vs. Weber State (11-12)	16 vs. San Francisco (13-14)	4 vs. ENMU (12-13), vs. PVAMU (13-14)
35	Isaac Neilson	Season	15 at Weber State	7 vs. Southern Virginia	2 vs. Southern Virginia
		Career	same	same	same
41	Luke Worthington	Season	12 vs. Southern Virginia	6 at Utah State	1, 7 times, last vs. UMass
		Career	same	same	same
44	Corbin Kaufusi	Season	8 vs. Chaminade	6 vs. Chaminade	1 vs. Southern Virginia
		Career	same	same	same

GEOGRAPHIC BREAKDOWN

Arizona	Jake Toolson
California	Jamal Aytes, Isaac Neilson
Louisiana	Frank Bartley IV
Nevada	Anson Winder
Oregon	Jordan Ellis
Utah	Ryan Andrus, Nate Austin, Kyle Collinsworth, Kyle Davis, Skyler Halford, Tyler Haws, Corbin Kaufusi, Dalton Nixon, Josh Sharp
Washington	Jordan Chatman
West Virginia	Chase Fischer
Wisconsin	Luke Worthington

CLASS BREAKDOWN

Seniors	Juniors	Sophomores	Freshmen
Nate Austin Skyler Halford Tyler Haws Josh Sharp Anson Winder	Kyle Collinsworth Kyle Davis* Jordan Ellis Chase Fischer	Jamal Aytes Frank Bartley IV Luke Worthington	Ryan Andrus Jake Toolson Jordan Chatman Dalton Nixon Isaac Neilson Corbin Kaufusi
*Sitting out in 2014-15 due to NCAA transfer rules			

#1 • CHASE FISCHER
6-3 • 195 • JR • GUARD



RIPLEY, WEST VIRGINIA
WAKE FOREST

2014-15 SEASON HIGHS

PTS	30 vs. Chaminade – 11/25/14
1st H	27 vs. Chaminade – 11/25/14
2nd H	12 vs. Hawai'i – 12/6/14
REB	5 vs. Hawai'i – 12/6/14
AST	5, twice, last vs. Hawai'i – 12/6/14
STL	3 vs. Hawai'i – 12/6/14
BLK	1 vs. SDSU – 11/24/14
FGM	10 vs. Chaminade – 11/25/14
FGA	14, twice, last vs. Stanford – 12/20/14
3PM	10 vs. Chaminade – 11/25/14
3PA	13 vs. Chaminade – 11/25/14
FTM	5 vs. LBSU – 11/14/14
FTA	5, twice, last vs. Hawai'i – 12/6/14

MISCELLANEOUS

	14-15	Career
Double-Figure Points	9 (8-1)	same
20-plus Points	3 (3-0)	same
Double-Figure Reb	0 (0-0)	same
Double-Doubles	0 (0-0)	same
3-plus Steals	1 (1-0)	same
3-plus Blocks	0 (0-0)	same
3-plus 3-point FG	7 (6-1)	same
Scoring Leader	2 (2-0)	same
Rebound Leader	0 (0-0)	same
Assist Leader	0 (0-0)	same

2014-15 SEASON — PPG: 13.6 RPG: 1.9 APG: 2.6 SPG: 1.0 BPG: 0.1 FG%: .424 3FG%: .410 FT%: .750

Last Time Out

- Scored 8 points and added 2 assists, 2 steals and a rebound against UMass

In 2014-15 • Junior

- A team captain
- Set a BYU record with 10 threes vs. Chaminade for a career-high 30 points
- Scored 17 points on 4 of 8 3-point shooting and 5 of 5 from the free throw line ... also had 5 assists, 3 rebounds and 1 steal vs. Long Beach State
- Totaled 19 points on 7 of 12 shooting, 4 of 7 from three, vs. UALR
- Had 20 points, hit 4 of 8 threes, added 3 rebounds and 2 assists vs. ECU
- Totaled 20 points, 5 boards, 5 assists and 3 steals vs. Hawai'i

Before BYU

- Played in 62 games and started six times for the Wake Forest Demon Deacons in 2011-12 and 2012-13
- A team captain as a sophomore in 2012-13
- As a sophomore averaged 4.5 points and 1.1 rebounds in 14.2 minutes per game while shooting .395 from the field, .422 from three and .600 from the free-throw line
- Scored a career-high 15 points while hitting a career-best 5 of 8 from three vs. High Point on Dec. 5, 2012
- Scored in double figures five times and hit two-plus threes 10 times

- As a freshman in 2011-12 averaged 6.3 points, 2.2 rebounds and 1.5 assists in 26.1 minutes per game and shot .350 from the field, .320 from three and .821 from the free-throw line
- Scored in double figures nine times and hit two-plus threes 12 times
- Prepped at Ripley High School
- A 2011 first-team Parade All-American
- 2011 Gatorade Boys Basketball Player of the Year for the state of West Virginia and a McDonald's All-America nominee
- Two-time first team all-state selection in 2009-10 and 2010-11
- Received the 2011 Bill Evans Award, which goes to the state's player of the year (was second in the voting as a junior)

Personal

- Parents are John and Robin Fischer
- Older brother Noah played college basketball at Marshall and University of Charleston
- Before committing to Wake Forest was also recruited by Marshall, Ohio, UCF and VCU

2014-15 GAME-BY-GAME

Opponent	Date	GS	Min	FG	FGA	Pct	3FG	FGA	Pct	FT	FTA	Pct	Off	Def	TR	Avg	PF	FO	A	TO	Blk	Stl	Pts	Avg
Long Beach State	11/14/14	*	31	4	9	.444	4	8	.500	5	5	1.000	0	3	3	3.0	3	0	5	2	0	1	17	17.0
Arkansas-Little Rock	11/18/14	*	28	7	12	.583	4	7	.571	1	1	1.000	0	2	2	2.5	1	0	1	2	0	1	19	18.0
Southern Virginia	11/19/14	*	16	4	9	.444	0	4	.000	2	4	.500	0	3	3	2.7	1	0	3	2	0	0	10	15.3
vs. San Diego State	11/24/14	*	42	4	13	.308	3	9	.333	0	0	.000	0	1	1	2.3	2	0	2	3	1	1	11	14.3
vs. Chaminade	11/25/14	*	23	10	14	.714	10	13	.769	0	0	.000	0	0	0	1.8	2	0	3	0	0	1	30	17.4
vs. Purdue	11/26/14	*	38	2	11	.182	2	11	.182	1	2	.500	0	3	3	2.0	1	0	2	3	0	1	7	15.7
Eastern Kentucky	11/29/14	*	27	7	12	.583	4	8	.500	2	3	.667	0	3	3	2.1	2	0	2	3	0	0	20	16.3
at Utah State	12/02/14	*	17	1	9	.111	1	5	.200	0	0	.000	1	2	3	2.3	1	0	1	0	0	1	3	14.6
vs. Hawai'i	12/06/14	*	32	6	11	.545	4	9	.444	4	5	.800	1	4	5	2.6	2	0	5	3	0	3	20	15.2
Utah	12/10/14	*	22	1	5	.200	1	5	.200	0	0	.000	0	0	0	2.3	4	0	1	1	0	0	3	14.0
at Weber State	12/13/14	*	33	4	8	.500	4	7	.571	1	2	.500	0	0	0	2.1	3	0	4	1	0	0	13	13.9
Stanford	12/20/14	*	31	6	14	.429	2	6	.333	2	2	1.000	1	0	1	2.0	1	0	3	3	0	2	16	14.1
UMass	12/23/14	*	35	3	12	.250	2	8	.250	0	0	.000	0	1	1	1.9	1	0	2	1	0	2	8	13.6
Gonzaga	12/27/14																							
Portland	12/29/14																							
at Santa Clara	01/01/15																							
at San Francisco	01/03/15																							
Pepperdine	01/08/15																							
Loyola Marymount	01/10/15																							
at Pacific	01/15/15																							
at Saint Mary's	01/17/15																							
at San Diego	01/24/15																							
San Francisco	01/29/15																							
Santa Clara	01/31/15																							
at Pepperdine	02/05/15																							
at Loyola Marymount	02/07/15																							
Saint Mary's	02/12/15																							
Pacific	02/14/15																							
San Diego	02/19/15																							
at Portland	02/26/15																							
at Gonzaga	02/28/15																							
Totals		13	375	59	139	.424	41	100	.410	18	24	.750	3	22	25	1.9	24	0	34	24	1	13	177	13.6

CAREER STATISTICS (ALL GAMES)

Year	GP	GS	Min	Avg	FG	FGA	Pct	3FG	FGA	Pct	FT	FTA	Pct	Off	Def	TR	Avg	PF	FO	A	TO	Blk	Stl	Pts	Avg
2014-15	13	13	375	28.8	59	139	.424	41	100	.410	18	24	.750	3	22	25	1.9	24	0	34	24	1	13	177	13.6
TOTAL	13	13	375	28.8	59	139	.424	41	100	.410	18	24	.750	3	22	25	1.9	24	0	34	24	1	13	177	13.6

CAREER STATISTICS (CONFERENCE GAMES)

Year	GP	GS	Min	Avg	FG	FGA	Pct	3FG	FGA	Pct	FT	FTA	Pct	Off	Def	TR	Avg	PF	FO	A	TO	Blk	Stl	Pts	Avg
2014-15																									
TOTAL																									

#2 • JORDAN ELLIS
6-1 • 180 • JR • GUARD



MEDFORD, OREGON
PORTLAND STATE

2014-15 SEASON — PPG: 0.4 RPG: 0.4 APG: 0.4 SPG: 0.0 BPG: 0.0 FG%: 1.000 3FG%: .000 FT%: .000

Last Time Out

- Came on the floor for the final play of regulation against UMass

In 2014-15 • Junior

- Scored 2 points in 16 minutes during his BYU debut against SVU

Before BYU

- A three-time letterwinner at North Medford High School
- A three-time first-team all-conference honoree
- North Medford's all-time leading scorer
- Lettered in football and track
- Also attended Grayson County College in Texas and Portland State prior to BYU

Personal

- Parents are Jerry and Dee Ellis
- Has two brothers and one sister
- Served a two-year mission for The Church of Jesus Christ of Latter-day Saints in Boston, Massachusetts

2014-15 SEASON HIGHS

PTS	2 vs. SVU – 11/19/14
1st H	—
2nd H	2 vs. SVU – 11/19/14
REB	2 vs. Chaminade – 11/25/14
AST	1, twice, last vs. Hawai'i – 12/6/14
STL	—
BLK	—
FGM	1 vs. SVU – 11/19/14
FGA	1 vs. SVU – 11/19/14
3PM	—
3PA	—
FTM	—
FTA	—

MISCELLANEOUS

	14-15	Career
Double-Figure Points	0 (0-0)	same
20-plus Points	0 (0-0)	same
Double-Figure Reb	0 (0-0)	same
Double-Doubles	0 (0-0)	same
3-plus Steals	0 (0-0)	same
3-plus Blocks	0 (0-0)	same
3-plus 3-point FG	0 (0-0)	same
Scoring Leader	0 (0-0)	same
Rebound Leader	0 (0-0)	same
Assist Leader	0 (0-0)	same

2014-15 GAME-BY-GAME

Opponent	Date	GS	Min	FG	FGA	Pct	3FG	FGA	Pct	FT	FTA	Pct	Off	Def	TR	Avg	PF	FO	A	TO	Blk	Stl	Pts	Avg
Long Beach State	11/14/14																							
Arkansas-Little Rock	11/18/14																							
Southern Virginia	11/19/14		16	1	1	1.000	0	0	.000	0	0	.000	0	0	0.0	1	0	0	0	0	0	2	2.0	
vs. San Diego State	11/24/14																							
vs. Chaminade	11/25/14		5	0	0	.000	0	0	.000	0	0	.000	0	2	2	1.0	0	0	1	0	0	0	1.0	
vs. Purdue	11/26/14																							
Eastern Kentucky	11/29/14		0+	0	0	.000	0	0	.000	0	0	.000	0	0	0	0.7	0	0	0	0	0	0	0.7	
at Utah State	12/02/14																							
vs. Hawai'i	12/06/14		1	0	0	.000	0	0	.000	0	0	.000	0	0	0	0.5	0	0	1	1	0	0	0.5	
Utah	12/10/14																							
at Weber State	12/13/14																							
Stanford	12/20/14																							
UMass	12/23/14		0+	0	0	.000	0	0	.000	0	0	.000	0	0	0	0.4	0	0	0	0	0	0	0.4	
Gonzaga	12/27/14																							
Portland	12/29/14																							
at Santa Clara	01/01/15																							
at San Francisco	01/03/15																							
Pepperdine	01/08/15																							
Loyola Marymount	01/10/15																							
at Pacific	01/15/15																							
at Saint Mary's	01/17/15																							
at San Diego	01/24/15																							
San Francisco	01/29/15																							
Santa Clara	01/31/15																							
at Pepperdine	02/05/15																							
at Loyola Marymount	02/07/15																							
Saint Mary's	02/12/15																							
Pacific	02/14/15																							
San Diego	02/19/15																							
at Portland	02/26/15																							
at Gonzaga	02/28/15																							
Totals		0	22	1	1	1.000	0	0	.000	0	0	.000	0	2	2	0.4	1	0	2	1	0	2	0.4	

CAREER STATISTICS (ALL GAMES)

Year	GP	GS	Min	Avg	FG	FGA	Pct	3FG	FGA	Pct	FT	FTA	Pct	Off	Def	TR	Avg	PF	FO	A	TO	Blk	Stl	Pts	Avg
2014-15	5	0	22	4.4	1	1	1.000	0	0	.000	0	0	.000	0	2	2	0.4	1	0	2	1	0	0	2	0.4
TOTAL	5	0	22	4.4	1	1	1.000	0	0	.000	0	0	.000	0	2	2	0.4	1	0	2	1	0	0	2	0.4

CAREER STATISTICS (CONFERENCE GAMES)

Year	GP	GS	Min	Avg	FG	FGA	Pct	3FG	FGA	Pct	FT	FTA	Pct	Off	Def	TR	Avg	PF	FO	A	TO	Blk	Stl	Pts	Avg
2014-15																									
TOTAL																									

#3 • TYLER HAWS
6-5 • 195 • SR • GUARD



ALPINE, UTAH
LONE PEAK HS

2014-15 SEASON — PPG: 22.3 RPG: 4.3 APG: 2.5 SPG: 0.7 BPG: 0.4 FG%: .487 3FG%: .413 FT%: .876

Last Time Out

- Finished with 4 points, 3 rebounds and 2 assists against UMass

In 2014-15 • Senior

- A team captain
- Named Preseason All-WCC as voted on by the league's coaches
- Scored a season-high 32 points, hit 13 of 14 from the free throw line and added a career-best 3 blocks against Purdue
- Scored a season-high 26 points and hit a season-best 5 threes vs. SDSU
- Scored 26 points on 10 of 15 shooting from the field and added 4 rebounds and 4 assists vs. ECU
- Scored a season-high 35 points on 10 of 19 shooting from the field, 12 of 13 from the free throw line vs. Utah State ... added 6 rebounds, 2 assists and 1 steal

In 2013-14 • Junior

- Named an Honorable Mention All-American by the Associated Press
- Named WCC Player of the Year, to the All-WCC Team and the WCC All-Tournament Team
- Named to the USBWA All-District VIII First Team, the NABC All-District 9 First Team and the Basketball Times All-District Team (Rockies)
- Named to the All-High Major First Team, the WCC Player of the Year and to the All-WCC First Team by CollegeSportsMadness.com
- Two-time WCC Player of the Week (Jan. 13, Feb. 1)
- Named the Co-Male Athlete of the Year and received the Floyd Johnson Service Award at the 2014 Y Awards
- Ranked 6th in the nation in points per game at 23.2 (6th all-time at BYU for a single season), 5th in total points, 6th in field goal attempts and field goals made, 5th in free throws made, 27th in attempts and 19th in free throw percentage

In 2012-13 • Sophomore

- Named to All-West Coast Conference Team, USBWA All-District VIII First Team and NABC All-District 9 First Team
- Ranked 7th in the NCAA in scoring (the only BYU sophomore to finish in the top 10 and only the fifth Cougar to do so), 102nd in field goal percentage and 17th in free throw percentage

In 2011-12 • Freshman

- Named to All-MWC Third Team, Academic All-MWC and the HoopTV Las Vegas Classic All-Tournament Team
- Averaged 11.3 points and 4.2 rebounds and shot .498 from the field, .368 from three and .917 from the free throw line

Before BYU

- Played for Quincy Lewis at Lone Peak High School
- Named Deseret News Mr. Basketball as a junior and senior
- Led Lone Peak to state titles as a sophomore and junior
- Participated in the NBA Top 100 camp in Charlottesville, Va., and the Reebok All-America camp in Philadelphia in summer of 2008

Personal

- Parents are Marty and Tiffanie Haws
- Served a mission for The Church of Jesus Christ of Latter-day Saints in the Philippines
- Was born in Belgium

2014-15 SEASON HIGHS

PTS	35 at Utah State – 12/2/14
1st H	15 vs. Hawai'i – 12/6/14
2nd H	26 at Utah State – 12/2/14
REB	8 vs. Utah – 12/10/14
AST	5, twice, last vs. Weber State – 12/13/14
STL	3 vs. LBSU – 11/14/14
BLK	3 vs. Purdue – 11/26/14
FGM	10, twice, last at Utah State – 12/2/14
FGA	24 vs. SDSU – 11/24/14
3PM	5 vs. SDSU – 11/24/14
3PA	9 vs. SDSU – 11/24/14
FTM	13 vs. Purdue – 11/26/14
FTA	14 vs. Purdue – 11/26/14

CAREER HIGHS

PTS	48 at Portland – 1/23/14
1st H	29, vs. Virginia Tech – 12/29/12
2nd H	32 at Portland – 1/23/14 (includes OT)
REB	13 vs. Weber State – 11/08/13
AST	6 vs. Idaho State – 11/17/09
STL	4 vs. Air Force – 2/13/10
BLK	3 vs. Purdue – 11/26/14
FGM	17 at Portland – 1/23/14
FGA	34 at Portland – 1/23/14
3PM	6 vs. Virginia Tech – 12/29/12
3PA	8, 3 times, last at Portland – 1/23/14
FTM	14, twice, last vs. USF – 3/10/14
FTA	14, 5 times, last vs. Purdue – 11/26/14

MISCELLANEOUS

	14-15	Career
Double-Figure Points	12 (9-3)	100 (73-27)
20-plus Points	8 (5-3)	58 (41-17)
Double-Figure Reb	0 (0-0)	3 (3-0)
Double-Doubles	0 (0-0)	3 (3-0)
3-plus Steals	1 (1-0)	12 (10-2)
3-plus Blocks	1 (0-1)	1 (0-1)
3-plus 3-point FG	5 (3-2)	17 (13-4)
Scoring Leader	9 (6-3)	58 (39-19)
Rebound Leader	1 (1-0)	14 (11-3)
Assist Leader	1 (1-0)	13 (8-5)

2014-15 GAME-BY-GAME

Opponent	Date	GS	Min	FG	FGA	Pct	3FG	FGA	Pct	FT	FTA	Pct	Off	Def	TR	Avg	PF	FO	A	TO	Blk	Stl	Pts	Avg
Long Beach State	11/14/14	*	33	7	13	.538	2	5	.400	5	6	.833	0	3	3	3.0	3	0	1	4	1	3	21	21.0
Arkansas-Little Rock	11/18/14	*	30	6	11	.545	1	4	.250	5	6	.833	0	4	4	3.5	0	0	5	1	0	2	18	19.5
Southern Virginia	11/19/14	*	17	3	10	.300	0	2	.000	7	7	1.000	1	2	3	3.3	2	0	1	2	0	0	13	17.3
vs. San Diego State	11/24/14	*	48	9	24	.375	5	9	.556	3	4	.750	2	0	2	3.0	1	0	1	4	0	1	26	19.5
vs. Chaminade	11/25/14	*	16	6	7	.857	1	2	.500	6	6	1.000	1	0	1	2.6	2	0	3	0	0	0	19	19.4
vs. Purdue	11/26/14	*	40	9	19	.474	1	3	.333	13	14	.929	0	5	5	3.0	0	0	2	2	3	0	32	21.5
Eastern Kentucky	11/29/14	*	31	10	15	.667	4	8	.500	2	2	1.000	2	2	4	3.1	1	0	4	2	0	0	26	22.1
at Utah State	12/02/14	*	32	10	19	.526	3	8	.375	12	13	.923	2	4	6	3.5	3	0	2	2	0	1	35	23.8
vs. Hawai'i	12/06/14	*	34	9	17	.529	2	5	.400	10	10	1.000	2	5	7	3.9	2	0	1	1	0	1	30	24.4
Utah	12/10/14	*	39	9	22	.409	3	5	.600	2	3	.667	2	6	8	4.3	3	0	1	2	1	0	23	24.3
at Weber State	12/13/14	*	31	5	10	.500	1	2	.500	8	10	.800	2	5	7	4.5	1	0	5	4	0	1	19	23.8
Stanford	12/20/14	*	33	8	15	.533	3	7	.429	5	7	.714	1	2	3	4.4	1	0	4	0	0	0	24	23.8
UMass	12/23/14	*	27	2	9	.222	0	3	.000	0	1	.000	0	3	3	4.3	0	0	2	0	0	0	4	22.3
Gonzaga	12/27/14																							
Portland	12/29/14																							
at Santa Clara	01/01/15																							
at San Francisco	01/03/15																							
Pepperdine	01/08/15																							
Loyola Marymount	01/10/15																							
at Pacific	01/15/15																							
at Saint Mary's	01/17/15																							
at San Diego	01/24/15																							
San Francisco	01/29/15																							
Santa Clara	01/31/15																							
at Pepperdine	02/05/15																							
at Loyola Marymount	02/07/15																							
Saint Mary's	02/12/15																							
Pacific	02/14/15																							
San Diego	02/19/15																							
at Portland	02/26/15																							
at Gonzaga	02/28/15																							
Totals		13	411	93	191	.487	26	63	.413	78	89	.876	15	41	56	4.3	19	0	32	24	5	9	290	22.3

CAREER STATISTICS (ALL GAMES)

Year	GP	GS	Min	Avg	FG	FGA	Pct	3FG	FGA	Pct	FT	FTA	Pct	Off	Def	TR	Avg	PF	FO	A	TO	Blk	Stl	Pts	Avg
2009-10	35	33	924	26.4	131	263	.498	25	68	.368	110	120	.917	49	97	146	4.2	53	0	54	41	5	26	397	11.3
2012-13	36	36	1235	34.3	276	571	.483	43	113	.381	185	211	.877	49	116	165	4.6	54	0	71	71	5	45	780	21.7
2013-14	33	33	1143	34.6	252	544	.463	40	99	.404	223	253	.881	33	93	126	3.8	75	1	49	63	9	34	767	23.2
2014-15	13	411	31.6	93	191	.487	26	63	.413	78	89	.876	15	41	56	4.3	19	0	32	24	5	9	290	22.3	
TOTAL	117	115	3713	31.7	752	1569	.479	134	343	.391	596	673	.886	146	347	493	4.2	201	1	206	199	24	114	2234	19.1

CAREER STATISTICS (CONFERENCE GAMES)

Year	GP	GS	Min	Avg	FG	FGA	Pct	3FG	FGA	Pct	FT	FTA	Pct	Off	Def	TR	Avg	PF	FO	A	TO	Blk	Stl	Pts	Avg
2009-10	16	16	424	26.5	57	129	.442	14	37	.378	51	55	.927	24	40	64	4.0	18	0	28	18	2	13	179	11.2
2012-13	16	16	562	35.1	117	247	.474	15	41	.366	80	98	.816	18	55	73	4.6	24	0	24	26	0	18	329	20.6
2013-14	18	18	617	34.3	143	298	.480	23	50	.460	114	131	.870	13	40	53	2.9	40	1	29	34	7	19	423	23.5
2014-15																									
TOTAL	50	50	1603	32.1	317	674	.470	52	128	.406	245	284	.863	55	135	190	3.8	82	1	81	78	9	50	931	18.6

#5 • KYLE COLLINSWORTH
6-6 • 210 • JR • GUARD



PROVO, UTAH
PROVO HS

2014-15 SEASON — PPG: 13.1 RPG: 7.6 APG: 5.3 SPG: 2.3 BPG: 0.4 FG%: .462 3FG%: .364 FT%: .726

Last Time Out

- Recorded second straight double-double and fourth of the season against UMass with 18 points, 15 rebounds, 4 assists and 3 steals

In 2014-15 • Junior

- A team captain
- Named Preseason All-WCC as voted on by the league's coaches
- Posted a season-high 21 points and added 7 rebounds, 6 assists and 3 steals vs. San Diego State
- Posted a double-double with 20 points and 10 rebounds to go with 4 assists, 1 block and 3 steals vs. Utah State ... hit a career-best 10 of 10 from the free throw line
- Recorded BYU's first triple-double since 1988 with 19 points, 12 rebounds and 10 assists vs. Hawai'i

In 2013-14 • Sophomore

- A team captain
- Named to the All-WCC Team and the WCC All-Tournament Team
- Named to the CollegeSportsMadness.com All-WCC Third Team
- Ranked 83rd in the nation in assists per game, 89th in steals per game, 86th in rebounds per game, 60th in total assists and 58th in total rebounds
- Ranked 2nd in the WCC in rebounding, 3rd in steals, 3rd in assists, 3rd in defensive rebounds, 5th in offensive rebounds, 7th in minutes played, 11th in assist/turnover ratio
- One of four players in the NCAA ranked in the top 100 in rebounds and assists

In 2010-11 • Freshman

- Averaged 5.8 points, 5.1 rebounds, 2.1 assists and 1.1 steals while shooting .481 from the field, .259 from three and .568 from the free throw line
- Posted season highs of 16 points, 15 rebounds, 6 assists, 4 steals and 3 blocks

Before BYU

- Played for Craig Drury and helped Provo High to state titles as a freshman and sophomore, a second-place state finish as a junior and a trip to the state semifinals as a senior
- Participated in the NBA Players' Association Top 100 camp in Virginia in the summer of 2009
- Played in the High School Academic All-American Classic and received the Shooter's Touch Community Service Award at the classic
- Named Deseret News Mr. Basketball, Salt Lake Tribune Male Athlete of the Year and Utah Gatorade Player of the Year as a senior and earned first-team all-state honors from the Deseret News and the Salt Lake Tribune and was the Daily Herald's All-Valley Player of the Year

Personal

- Parents are Jeff and Alisa
- Has two sisters and two brothers
- Brother is Chris Collinsworth, a former forward for the Cougars
- Served a mission for The Church of Jesus Christ of Latter-day Saints in Russia

2014-15 SEASON HIGHS

PTS	21 vs. SDSU – 11/24/14
1st H	12 at Utah State – 12/2/14
2nd H	16 vs. SDSU – 11/24/14
REB	15 vs. UMass – 12/23/14
AST	10 vs. Hawai'i – 12/6/14
STL	6 vs. Purdue – 11/26/14
BLK	2 vs. Hawai'i – 12/6/14
FGM	8 vs. Hawai'i – 12/6/14
FGA	15 vs. Utah – 12/10/14
3PM	1, 4 times, last vs. Utah – 12/10/14
3PA	2, 4 times, last vs. Utah – 12/10/14
FTM	10 at Utah State – 12/2/14
FTA	11 vs. UMass – 12/23/14

CAREER HIGHS

PTS	23 vs. LMU – 3/8/14
1st H	16 vs. LMU – 3/8/14
2nd H	16 vs. SDSU – 11/24/14
REB	16 vs. LMU – 3/8/14
AST	10 vs. Hawai'i – 12/6/14
STL	6 vs. Purdue – 11/26/14
BLK	3, twice, last vs. LMU – 1/11/14
FGM	10 vs. LMU – 3/8/14
FGA	16 vs. San Francisco – 3/10/14
3PM	2, twice, last at UMass – 1/1/11
3PA	5 vs. Fresno Pacific – 1/1/11
FTM	10 at Utah State – 12/2/14
FTA	12, twice, last at Portland – 1/23/14

MISCELLANEOUS

	14-15	Career
Double-Figure Points	9 (6-3)	49 (36-13)
20-plus Points	2 (1-1)	5 (4-1)
Double-Figure Reb	4 (4-0)	17 (14-3)
Double-Doubles	4 (4-0)	12 (10-2)
3-plus Steals	6 (4-2)	19 (15-4)
3-plus Blocks	0 (0-0)	1 (1-0)
3-plus 3-point FG	0 (0-0)	0 (0-0)
Scoring Leader	0 (0-0)	6 (5-1)
Rebound Leader	7 (5-2)	32 (25-7)
Assist Leader	10 (7-3)	32 (21-11)

2014-15 GAME-BY-GAME

Opponent	Date	GS	Min	FG	FGA	Pct	3FG	FGA	Pct	FT	FTA	Pct	Off	Def	TR	Avg	PF	FO	A	TO	Blk	Stl	Pts	Avg						
Long Beach State	11/14/14	*	13	3	6	.500	0	1	.000	0	0	.000	1	1	2	2.0	3	0	1	5	0	1	6	6.0						
Arkansas-Little Rock	11/18/14	*	17	2	5	.400	0	0	.000	1	4	.250	3	5	8	5.0	3	0	6	4	0	1	5	5.5						
Southern Virginia	11/19/14												DNP																	
vs. San Diego State	11/24/14	*	45	7	14	.500	1	2	.500	6	8	.750	1	6	7	5.7	4	0	6	2	0	3	21	10.7						
vs. Chaminade	11/25/14	*	21	4	10	.400	0	0	.000	6	7	.857	3	5	8	6.3	1	0	6	3	0	3	14	11.5						
vs. Purdue	11/26/14	*	40	3	10	.300	0	1	.000	3	4	.750	1	3	4	5.8	4	0	8	4	1	6	9	11.0						
Eastern Kentucky	11/29/14	*	23	3	5	.600	1	1	1.000	4	5	.800	1	3	4	5.5	2	0	5	4	0	3	11	11.0						
at Utah State	12/02/14	*	33	5	12	.417	0	2	.000	10	10	1.000	4	6	10	6.1	1	0	4	2	1	3	20	12.3						
vs. Hawai'i	12/06/14	*	35	8	14	.571	1	2	.500	2	4	.500	2	10	12	6.9	1	0	10	6	2	1	19	13.1						
Utah	12/10/14	*	38	7	15	.467	1	2	.500	2	5	.400	1	8	9	7.1	2	0	5	2	1	1	17	13.6						
at Weber State	12/13/14	*	19	1	2	.500	0	0	.000	0	0	.000	0	2	2	6.6	4	0	2	4	0	1	2	12.4						
Stanford	12/20/14	*	34	6	12	.500	0	0	.000	3	4	.750	3	7	10	6.9	3	0	7	5	0	2	15	12.6						
UMass	12/23/14	*	39	5	12	.417	0	0	.000	8	11	.727	5	10	15	7.6	2	0	4	3	0	3	18	13.1						
Gonzaga	12/27/14																													
Portland	12/29/14																													
at Santa Clara	01/01/15																													
at San Francisco	01/03/15																													
Pepperdine	01/08/15																													
Loyola Marymount	01/10/15																													
at Pacific	01/15/15																													
at Saint Mary's	01/17/15																													
at San Diego	01/24/15																													
San Francisco	01/29/15																													
Santa Clara	01/31/15																													
at Pepperdine	02/05/15																													
at Loyola Marymount	02/07/15																													
Saint Mary's	02/12/15																													
Pacific	02/14/15																													
San Diego	02/19/15																													
at Portland	02/26/15																													
at Gonzaga	02/28/15																													
Totals			12	357	54	117	.462	4	11	.364	45	62	.726	25	66	91	7.6	30	0	64	44	5	28	157	13.1					


CAREER STATISTICS (ALL GAMES)

Year	GP	GS	Min	Avg	FG	FGA	Pct	3FG	FGA	Pct	FT	FTA	Pct	Off	Def	TR	Avg	PF	FO	A	TO	Blk	Stl	Pts	Avg
2010-11	36	27	926	25.7	78	162	.481	7	27	.259	46	81	.568	55	128	183	5.1	73	1	75	56	16	39	209	5.8
2013-14	34	34	1136	33.4	175	352	.497	8	22	.364	117	203	.576	85	190	275	8.1	82	1	156	89	15	57	475	14.0
2014-15	12	357	29.8	54	117	.462	4	11	.364	45	62	.726	25	66	91	7.6	30	0	64	44	5	28	157	13.1	12.6
TOTAL	82	73	2419	29.5	307	631	.487	19	60	.317	208	346	.601	165	384	549	6.7	185	2	295	189	36	124	841	10.3

CAREER STATISTICS (CONFERENCE GAMES)

Year	GP	GS	Min	Avg	FG	FGA	Pct	3FG	FGA	Pct	FT	FTA	Pct	Off	Def	TR	Avg	PF	FO	A	TO	Blk	Stl	Pts	Avg	
2010-11	15	10	365	24.3	26	57	.456	3	8	.375	23	31	.742	20	59	79	5.3	31	1	32	26	8	10	78	5.2	
2013-14	18	18	583	32.4	93	181	.514	3	8	.375	65	112	.580	51	86	137	7.6	43	1	82	48	6	37	254	14.1	
2014-15																										
TOTAL	33	28	948	28.7	119	238	.500	6	16	.375	88	143	.615	71	145	216	6.5	74	2	114	74	14	47	332	10.1	

#10 • RYAN ANDRUS
6-11 • 215 • FR • FORWARD



AMERICAN FORK, UTAH
AMERICAN FORK HS

2014-15 SEASON — PPG: 0.8 RPG: 1.3 APG: 0.3 SPG: 0.0 BPG: 0.0 FG%: .333 3FG%: .000 FT%: .500

Last Time Out

- Did not play against UMass

In 2014-15

- Scored 3 points, grabbed 3 rebounds and made an assist in 16 minutes against Southern Virginia

Before BYU

- A four-year letterman playing for Doug Meacham at American Fork High School
- As a senior averaged 14.9 points, 7.7 rebounds and 1.7 assists as American Fork finished 17-9 overall and 8-4 in region play and advanced to the 5A state semifinals
- Named first-team all-state by the Deseret News and the Salt Lake Tribune
- As a junior averaged 19.4 points, 6.5 rebounds, 1.5 assists and 1.1 steals as American Fork finished 17-9 overall and 7-3 in region play and advanced to the 5A state semifinals
- Named first-team all-state by the Deseret News, second-team all-state by the Salt Lake Tribune, All-Valley by the Daily Herald
- As a sophomore averaged 5.8 points and 3.8 rebounds as American Fork finished 19-3 overall and 9-1 in region play
- Played for DreamVision during the AAU season

Personal

- Parents are David and Yvonne Andrus
- Has two brothers and one sister
- Also recruited by Utah and Utah State

2014-15 SEASON HIGHS

PTS	3 vs. SVU – 11/19/14
1st H	1 vs. SVU – 11/19/14
2nd H	2 vs. SVU – 11/19/14
REB	3 vs. SVU – 11/19/14
AST	1 vs. SVU – 11/19/14
STL	—
BLK	—
FGM	1 vs. SVU – 11/19/14
FGA	2 vs. SVU – 11/19/14
3PM	—
3PA	—
FTM	1 vs. SVU – 11/19/14
FTA	2 vs. SVU – 11/19/14

MISCELLANEOUS

	14-15	Career
Double-Figure Points	0 (0-0)	same
20-plus Points	0 (0-0)	same
Double-Figure Reb	0 (0-0)	same
Double-Doubles	0 (0-0)	same
3-plus Steals	0 (0-0)	same
3-plus Blocks	0 (0-0)	same
3-plus 3-point FG	0 (0-0)	same
Scoring Leader	0 (0-0)	same
Rebound Leader	0 (0-0)	same
Assist Leader	0 (0-0)	same

2014-15 GAME-BY-GAME

Opponent	Date	GS	Min	FG	FGA	Pct	3FG	FGA	Pct	FT	FTA	Pct	Off	Def	TR	Avg	PF	FO	A	TO	Blk	Stl	Pts	Avg	
Long Beach State	11/14/14																								
Arkansas-Little Rock	11/18/14		1	0	0	.000	0	0	.000	0	0	.000	0	0	0.0	0	0	0	0	0	0	0	0.0		
Southern Virginia	11/19/14		16	1	2	.500	0	1	.000	1	2	.500	1	2	3	1.5	1	0	1	0	0	0	3	1.5	
vs. San Diego State	11/24/14																								
vs. Chaminade	11/25/14		3	0	0	.000	0	0	.000	0	0	.000	0	1	1	1.3	0	0	0	1	0	0	1.0		
vs. Purdue	11/26/14																								
Eastern Kentucky	11/29/14																								
at Utah State	12/02/14																								
vs. Hawai'i	12/06/14		1	0	1	.000	0	0	.000	0	0	.000	1	0	1	1.3	0	0	0	0	0	0	0	0.8	
Utah	12/10/14																								
at Weber State	12/13/14																								
Stanford	12/20/14																								
UMass	12/23/14																								
Gonzaga	12/27/14																								
Portland	12/29/14																								
at Santa Clara	01/01/15																								
at San Francisco	01/03/15																								
Pepperdine	01/08/15																								
Loyola Marymount	01/10/15																								
at Pacific	01/15/15																								
at Saint Mary's	01/17/15																								
at San Diego	01/24/15																								
San Francisco	01/29/15																								
Santa Clara	01/31/15																								
at Pepperdine	02/05/15																								
at Loyola Marymount	02/07/15																								
Saint Mary's	02/12/15																								
Pacific	02/14/15																								
San Diego	02/19/15																								
at Portland	02/26/15																								
at Gonzaga	02/28/15																								
Totals			0	21	1	3	.333	0	1	.000	1	2	.500	2	3	5	1.3	1	0	1	1	0	3	0.8	

CAREER STATISTICS (ALL GAMES)

Year	GP	GS	Min	Avg	FG	FGA	Pct	3FG	FGA	Pct	FT	FTA	Pct	Off	Def	TR	Avg	PF	FO	A	TO	Blk	Stl	Pts	Avg
2014-15	4	0	21	5.3	1	3	.333	0	1	.000	1	2	.500	2	3	5	1.3	1	0	1	1	0	0	3	0.8
TOTAL	4	0	21	5.3	1	3	.333	0	1	.000	1	2	.500	2	3	5	1.3	1	0	1	1	0	0	3	0.8

CAREER STATISTICS (CONFERENCE GAMES)

Year	GP	GS	Min	Avg	FG	FGA	Pct	3FG	FGA	Pct	FT	FTA	Pct	Off	Def	TR	Avg	PF	FO	A	TO	Blk	Stl	Pts	Avg
2014-15																									
TOTAL																									

#12 • JOSH SHARP
6-7 • 190 • SR • FORWARD



HIGHLAND, UTAH
UTAH

2014-15 SEASON HIGHS

PTS	4 vs. SVU – 11/19/14
1st H	2 at Utah State – 12/2/14
2nd H	4 vs. SVU – 11/19/14
REB	4 vs. SVU – 11/19/14
AST	1, twice, last vs. EKU – 11/29/14
STL	2 vs. Chaminade – 11/25/14
BLK	1, twice, last vs. Utah – 12/6/14
FGM	2 vs. SVU – 11/19/14
FGA	2, twice, last at Utah State – 12/2/14
3PM	—
3PA	—
FTM	1, twice, last vs. Chaminade – 11/25/14
FTA	2, twice, last vs. Chaminade – 11/25/14

CAREER HIGHS

PTS	14 at Gonzaga – 1/24/13, SCU – 2/2/13
1st H	10 at Gonzaga – 1/24/13
2nd H	8 vs. Virginia Tech – 12/29/12
REB	12 vs. LMU – 1/3/13
AST	3, twice, last vs. San Diego – 1/04/14
STL	2, 4 times, last at USD – 3/01/14
BLK	2, twice, last vs. CSUN – 11/24/12
FGM	6 vs. Montana – 11/28/12
FGA	8 vs. Montana – 11/28/12
3PM	1, 3 times, last vs. SMC – 1/16/13
3PA	1, 13 times, last at Pepperdine – 12/30/13
FTM	4, 4 times, last vs. LMU – 1/11/14
FTA	6 at Gonzaga – 1/24/13

MISCELLANEOUS

	14-15	Career
Double-Figure Points	0 (0-0)	5 (4-1)
20-plus Points	0 (0-0)	0 (0-0)
Double-Figure Reb	0 (0-0)	3 (2-1)
Double-Doubles	0 (0-0)	0 (0-0)
3-plus Steals	0 (0-0)	0 (0-0)
3-plus Blocks	0 (0-0)	0 (0-0)
3-plus 3-point FG	0 (0-0)	0 (0-0)
Scoring Leader	0 (0-0)	1 (0-1)
Rebound Leader	0 (0-0)	4 (3-1)
Assist Leader	0 (0-0)	1 (1-0)

2014-15 SEASON — PPG: 1.5 RPG: 1.3 APG: 0.3 SPG: 0.4 BPG: 0.3 FG%: .714 3FG%: .000 FT%: .500

Last Time Out

- Did not play against UMass

In 2014-15 • Senior

- Scored 3 points and grabbed 1 rebound against Arkansas-Little Rock
- Scored 4 points, grabbed 4 rebounds and added an assist, a steal and a block against Southern Virginia

In 2013-14 • Junior

- Posted season highs of 10 points (Loyola Marymount), 7 rebounds (Pacific), 3 assists (San Diego), 2 steals (at San Diego), 3 field goals made (Loyola Marymount), 4 free throws made (Loyola Marymount)
- Scored 10 points and grabbed four rebounds against Loyola Marymount on Jan. 11
- Grabbed seven rebounds and had 2 assists against Pacific on Jan. 30
- Averaged 1.4 points and 2.4 rebounds and shot .630 from the field and .579 from the free throw line

In 2012-13 • Sophomore

- Was 15th in the WCC in all games in offensive rebounds and 9th in the WCC in conference games
- Played in 32 games, started 22, recorded double-figure points 4 times, double-figure rebounds 3 times ... did not play in the last four games of the season due to a strained Achilles
- Had 3 or more offensive rebounds 11 times
- Tied for second all-time at BYU with 9 offensive rebounds against Loyola Marymount in Provo

- Led team in scoring once against No. 10 Gonzaga and in rebounding 4 times
- Posted season highs of 14 points (at Gonzaga, vs. Santa Clara), 12 rebounds (vs. LMU), 2 assists (5 times), 2 steals (three times) and 2 blocks (twice)
- Averaged 4.4 points, 3.9 rebounds, 0.7 assists and 0.4 steals, shot .567 from the field and .718 from the free throw line

In 2011-12 • Freshman

- Played in 28 games
- Received Bronze Honors on the WCC Commissioner's Honor Roll
- Posted season highs of 5 points, 6 rebounds, 3 assists, 1 block and 1 steal

Before BYU

- Played for Quincy Lewis
- Helped the Knights to back-to-back state titles in 2007-08
- Named first-team all-state by the Deseret News and Salt Lake Tribune
- A team captain as a senior and averaged 13.5 points and 6.3 rebounds as a senior

Personal

- Parents are Joe and Debbie Sharp
- Wife's name is Jordan and they have a daughter, Jaycee
- Served a mission for The Church of Jesus Christ of Latter-day Saints in Houston

2014-15 GAME-BY-GAME

Opponent	Date	GS	Min	FG	FGA	Pct	3FG	FGA	Pct	FT	FTA	Pct	Off	Def	TR	Avg	PF	FO	A	TO	Blk	Stl	Pts	Avg	
Long Beach State	11/14/14		4	0	0	.000	0	0	.000	0	0	.000	0	0	0	0.0	0	0	0	0	0	0	0	0.0	
Arkansas-Little Rock	11/18/14		5	1	1	1.000	0	0	.000	1	2	.500	1	0	1	0.5	3	0	0	0	0	0	3	1.5	
Southern Virginia	11/19/14		10	2	2	1.000	0	0	.000	0	0	.000	3	1	4	1.7	0	0	1	0	1	1	4	2.3	
vs. San Diego State	11/24/14																								
vs. Chaminade	11/25/14		7	0	0	.000	0	0	.000	1	2	.500	1	1	2	1.8	2	0	0	0	0	2	1	2.0	
vs. Purdue	11/26/14																								
Eastern Kentucky	11/29/14		11	0	0	.000	0	0	.000	0	0	.000	0	2	2	1.8	1	0	1	1	0	0	0	1.6	
at Utah State	12/02/14		9	1	2	.500	0	0	.000	0	0	.000	1	0	1	1.7	0	0	0	0	0	0	2	1.7	
vs. Hawai'i	12/06/14		2	1	1	1.000	0	0	.000	0	0	.000	0	0	0	1.4	1	0	0	0	0	0	2	1.7	
Utah	12/10/14		7	0	1	.000	0	0	.000	0	0	.000	0	0	0	1.3	2	0	0	0	1	0	0	1.5	
at Weber State	12/13/14																								
Stanford	12/20/14																								
UMass	12/23/14																								
Gonzaga	12/27/14																								
Portland	12/29/14																								
at Santa Clara	01/01/15																								
at San Francisco	01/03/15																								
Pepperdine	01/08/15																								
Loyola Marymount	01/10/15																								
at Pacific	01/15/15																								
at Saint Mary's	01/17/15																								
at San Diego	01/24/15																								
San Francisco	01/29/15																								
Santa Clara	01/31/15																								
at Pepperdine	02/05/15																								
at Loyola Marymount	02/07/15																								
Saint Mary's	02/12/15																								
Pacific	02/14/15																								
San Diego	02/19/15																								
at Portland	02/26/15																								
at Gonzaga	02/28/15																								
Totals			0	55	5	7	.714	0	0	.000	2	4	.500	6	4	10	1.3	9	0	2	1	2	3	12	1.5

CAREER STATISTICS (ALL GAMES)

Year	GP	GS	Min	Avg	FG	FGA	Pct	3FG	FGA	Pct	FT	FTA	Pct	Off	Def	TR	Avg	PF	FO	A	TO	Blk	Stl	Pts	Avg
2011-12	28	0	197	7.0	9	23	.391	1	5	.200	14	23	.609	16	22	38	1.4	21	0	12	12	3	4	33	1.2
2012-13	32	22	592	18.5	55	97	.567	2	6	.333	28	39	.718	60	64	124	3.9	68	0	21	21	7	13	140	4.4
2013-14	32	3	352	11.0	17	27	.630	0	2	.000	11	19	.579	26	51	77	2.4	52	0	14	6	8	5	45	1.4
2014-15	8	0	55	6.9	5	7	.714	0	0	.000	2	4	.500	6	4	10	1.3	9	0	2	1	2	3	12	1.5
TOTAL	100	25	1196	12.0	86	154	.558	3	13	.231	55	85	.647	108	141	249	2.5	150	0	49	40	20	25	230	2.3

CAREER STATISTICS (CONFERENCE GAMES)

Year	GP	GS	Min	Avg	FG	FGA	Pct	3FG	FGA	Pct	FT	FTA	Pct	Off	Def	TR	Avg	PF	FO	A	TO	Blk	Stl	Pts	Avg	
2011-12	13	0	63	4.8	0	4	.000	0	1	.000	10	14	.714	6	4	10	0.8	7	0	3	2	3	2	10	0.8	
2012-13	16	11	286	17.9	26	43	.605	2	3	.667	14	19	.737	33	27	60	3.8	32	0	15	9	0	8	68	4.3	
2013-14	18	3	244	13.6	12	17	.706	0	1	.000	9	16	.563	15	31	46	2.6	38	0	9	2	4	5	33	1.8	
2014-15																										
TOTAL	47	14	593	12.6	38	64	.594	2	5	.400	33	49	.673	54	62	116	2.5	77	0	27	13	7	15	111	2.4	

#15 • JAKE TOOLSON
6-5 • 215 • FR • GUARD



GILBERT, ARIZONA
HIGHLAND HS

2014-15 SEASON — PPG: 2.9 RPG: 1.9 APG: 0.8 SPG: 0.6 BPG: 0.0 FG%: .450 3FG%: .533 FT%: .000

Last Time Out

- Played 2 minutes against UMass

In 2014-15 • Freshman

- Scored 3 points, grabbed 3 rebounds and added an assist and a steal in 10 minutes of playing time against Arkansas-Little Rock
- Led the team with 15 points, also set a team season high with 5 3-pointers against SVU ... added 7 boards, 4 assists and 4 steals
- Had 8 points, hit 2 threes and added 2 rebounds and an assist vs. Chaminade

Before BYU

- A four-year letterman and two-time first-team all-state honoree playing for Derrick Donaldson at Highland High School
- Scored 2,007 career points at Highland and averaged 19.1 points per game
- As a senior averaged 27.3 points, 12.1 rebounds, 3.5 assists and 1.6 steals per game and hit 59 threes
- Shot .522 from the field, .380 from three and .838 from the free-throw line
- Named first-team Division I All-Arizona by AZcentral.com and first-team All-Tribune by the East Valley Tribune
- As a junior averaged 18.9 points, 8.0 rebounds, 4.0 assists, 1.6 steals and 1.0 blocks and hit 34 threes while Highland finish 18-10 overall and 11-6 in league play
- Named first-team Division I All-Arizona by AZcentral.com and first-team All-Tribune by the East Valley Tribune

- As a sophomore averaged 18.4 points, 6.3 rebounds, 1.6 assists and 1.5 steals and hit 49 threes
- Named All-Tribune honorable mention by the East Valley Tribune
- As a freshman averaged 10.2 points, 7.2 rebounds, 1.7 assists and 1.4 steals and hit 47 threes
- Played for Nevada Select during the AAU season
- Played for the Arizona Power during the AAU season

Personal

- Parents are Troy and Sheila Toolson
- Has one brother and two sisters
- Also recruited by Arizona State, Boston College, Utah State and Saint Mary's
- Nephew of former BYU great Danny Ainge

2014-15 SEASON HIGHS

PTS	15 vs. SVU – 11/19/14
1st H	9 vs. SVU – 11/19/14
2nd H	8 vs. Chaminade – 11/25/14
REB	7 vs. SVU – 11/19/14
AST	4 vs. SVU – 11/19/14
STL	4 vs. SVU – 11/19/14
BLK	—
FGM	5 vs. SVU – 11/19/14
FGA	9 vs. SVU – 11/19/14
3PM	5 vs. SVU – 11/19/14
3PA	8 vs. SVU – 11/19/14
FTM	—
FTA	—

MISCELLANEOUS

	14-15	Career
Double-Figure Points	1 (1-0)	same
20-plus Points	0 (0-0)	same
Double-Figure Reb	0 (0-0)	same
Double-Doubles	0 (0-0)	same
3-plus Steals	1 (1-0)	same
3-plus Blocks	0 (0-0)	same
3-plus 3-point FG	1 (1-0)	same
Scoring Leader	1 (1-0)	same
Rebound Leader	1 (1-0)	same
Assist Leader	0 (0-0)	same

2014-15 GAME-BY-GAME

Opponent	Date	GS	Min	FG	FGA	Pct	3FG	FGA	Pct	FT	FTA	Pct	Off	Def	TR	Avg	PF	FO	A	TO	Blk	Stl	Pts	Avg
Long Beach State	11/14/14		4	0	0	.000	0	0	.000	0	0	.000	0	2	2	2.0	0	0	0	0	0	0	0	0.0
Arkansas-Little Rock	11/18/14		10	1	1	1.000	1	1	1.000	0	0	.000	1	2	3	2.5	0	0	1	1	0	1	3	1.5
Southern Virginia	11/19/14		25	5	9	.556	5	8	.625	0	0	.000	0	7	7	4.0	2	0	4	1	0	4	15	6.0
vs. San Diego State	11/24/14		1	0	0	.000	0	0	.000	0	0	.000	0	0	0	3.0	1	0	0	0	0	0	0	4.5
vs. Chaminade	11/25/14		12	3	9	.333	2	5	.400	0	0	.000	0	2	2	2.8	0	0	1	0	0	0	8	5.2
vs. Purdue	11/26/14																							
Eastern Kentucky	11/29/14		6	0	1	.000	0	1	.000	0	0	.000	0	1	1	2.5	1	0	1	0	0	0	0	4.3
at Utah State	12/02/14																							
vs. Hawai'i	12/06/14		7	0	0	.000	0	0	.000	0	0	.000	1	1	2	2.4	0	0	0	0	0	0	0	3.7
Utah	12/10/14																							
at Weber State	12/13/14																							
Stanford	12/20/14		3	0	0	.000	0	0	.000	0	0	.000	0	0	0	2.1	1	0	0	0	0	0	0	3.3
UMass	12/23/14		2	0	0	.000	0	0	.000	0	0	.000	0	0	0	1.9	0	0	0	0	0	0	0	2.9
Gonzaga	12/27/14																							
Portland	12/29/14																							
at Santa Clara	01/01/15																							
at San Francisco	01/03/15																							
Pepperdine	01/08/15																							
Loyola Marymount	01/10/15																							
at Pacific	01/15/15																							
at Saint Mary's	01/17/15																							
at San Diego	01/24/15																							
San Francisco	01/29/15																							
Santa Clara	01/31/15																							
at Pepperdine	02/05/15																							
at Loyola Marymount	02/07/15																							
Saint Mary's	02/12/15																							
Pacific	02/14/15																							
San Diego	02/19/15																							
at Portland	02/26/15																							
at Gonzaga	02/28/15																							
Totals			0	70	9	20	.450	8	15	.533	0	0	.000	2	15	17	1.9	5	0	7	2	0	5	2.9

CAREER STATISTICS (ALL GAMES)

Year	GP	GS	Min	Avg	FG	FGA	Pct	3FG	FGA	Pct	FT	FTA	Pct	Off	Def	TR	Avg	PF	FO	A	TO	Blk	Stl	Pts	Avg
2014-15	9	0	70	7.8	9	20	.450	8	15	.533	0	0	.000	2	15	17	1.9	5	0	7	2	0	5	26	2.9
TOTAL	9	0	70	7.8	9	20	.450	8	15	.533	0	0	.000	2	15	17	1.9	5	0	7	2	0	5	26	2.9

CAREER STATISTICS (CONFERENCE GAMES)

Year	GP	GS	Min	Avg	FG	FGA	Pct	3FG	FGA	Pct	FT	FTA	Pct	Off	Def	TR	Avg	PF	FO	A	TO	Blk	Stl	Pts	Avg
2014-15																									
TOTAL																									

#20 • ANSON WINDER
6-3 • 190 • SR • GUARD



LAS VEGAS, NEVADA
BISHOP GORMAN

2014-15 SEASON HIGHS

PTS	25 vs. UMass – 12/23/14
1st H	12 vs. Chaminade – 11/25/14
2nd H	18 vs. UMass – 12/23/14 (includes OT)
REB	8 vs. Chaminade – 11/25/14
AST	6 vs. Hawai'i – 12/6/14
STL	2, 6 times, last vs. Utah – 12/10/14
BLK	2 vs. SVU – 11/19/14
FGM	7, 3 times, last vs. UMass – 12/23/14
FGA	13 vs. UMass – 12/23/14
3PM	3, 3 times, last vs. UMass – 12/23/14
3PA	7 vs. UMass – 12/23/14
FTM	8 vs. UMass – 12/23/14
FTA	10, twice, last vs. UMass – 12/23/14

CAREER HIGHS

PTS	25 vs. UMass – 12/23/14
1st H	16 at Santa Clara – 1/18/14
2nd H	18 vs. UMass – 12/23/14 (includes OT)
REB	8 vs. Chaminade – 11/25/14
AST	9 vs. Northern Arizona – 11/30/11
STL	6 vs. LMU – 3/8/14
BLK	2, twice, last vs. SVU – 11/19/14
FGM	9 vs. Mount St. Mary's – 11/15/13
FGA	14 vs. Colorado Mesa – 11/16/13
3PM	6 vs. Buffalo – 12/20/11
3PA	7, 4 times, last vs. UMass – 12/23/14
FTM	10 vs. Gonzaga – 2/20/14
FTA	10, 3 times, last vs. UMass – 12/23/14

MISCELLANEOUS

	14-15	Career
Double-Figure Points	11 (8-3)	27 (24-3)
20-plus Points	1 (1-0)	3 (3-0)
Double-Figure Reb	0 (0-0)	0 (0-0)
Double-Doubles	0 (0-0)	0 (0-0)
3-plus Steals	0 (0-0)	9 (7-2)
3-plus Blocks	0 (0-0)	0 (0-0)
3-plus 3-point FG	3 (2-1)	6 (5-1)
Scoring Leader	1 (1-0)	3 (3-0)
Rebound Leader	2 (2-0)	3 (3-0)
Assist Leader	0 (0-0)	8 (8-0)

2014-15 SEASON — PPG: 14.2 RPG: 4.3 APG: 1.9 SPG: 1.2 BPG: 0.3 FG%: .541 3FG%: .434 FT%: .698

Last Time Out

- Scored a career-high 25 points against UMass ... added 5 rebounds and a steal

In 2014-15 • Senior

- Scored 12 points, grabbed 6 rebounds, dished out 2 assists and made a steal coming off the bench vs. Long Beach State
- Had 18 points, a career-high 8 rebounds, 3 assists, 1 block and 2 steals vs. Chaminade
- Scored 18 points on 7 of 9 shooting from the field and 3 of 3 from downtown vs. Purdue
- Totaled 19 points, 5 boards, 1 assist, 2 steals vs. EKU
- Scored 17 points and added 3 boards, 3 assists and 2 steals vs. Utah State

In 2013-14 • Junior

- Posted season highs of 22 points (Mount St. Mary's), 6 rebounds (Santa Clara), 6 assists (Mount St. Mary's), 6 steals (Loyola Marymount), 9 field goals made (Mount St. Mary's), 3 3-pointers made (Prairie View A&M), 10 free throws made (Gonzaga)
- Scored in double figures in five consecutive games from Feb. 20 until March 10
- In the WCC tournament, scored 16 points, hit 8 of 8 from the free throw line and added a career-best 6 steals vs. Loyola Marymount
- Scored a team-high 17 points and hit a career-best 10 of 10 from the free throw line in a home win against Gonzaga
- Scored in double figures 10 times, had 20-plus points once, led the team in scoring twice and assists once

In 2012-13 • Sophomore

- Averaged 2.1 points, 1.9 rebounds, 0.5 assists and shot .380 from the field

In 2011-12 • Freshman

- Started 15 times and played in 34 games
- Posted season highs of 20 points, 4 rebounds, 9 assists, 4 steals and 2 blocks
- Got first start in 14 games vs. Gonzaga and posted 10 points, 5 assists, 4 boards and 3 steals
- Hit 7 of 8 from the field and 6 of 7 from downtown for a then career-best 20 points vs. Buffalo
- Averaged 4.3 points, 1.7 assists, 1.6 rebounds and 1.0 steals

Before BYU

- Coached by Grant Rice at Bishop Gorman High School
- Helped lead Bishop Gorman to back-to-back Nevada 4A state titles
- Averaged 17 points and 7 boards as a senior and led Bishop Gorman to a 30-2 record
- Earned first-team All-Southwest League and first-team All-Sunset Division honors

Personal

- Parents are Chuck Winder and Teresa Williams
- Has one sister
- Also recruited by Nevada, SMU, Portland, UC Riverside and Idaho

2014-15 GAME-BY-GAME

Opponent	Date	GS	Min	FG	FGA	Pct	3FG	FGA	Pct	FT	FTA	Pct	Off	Def	TR	Avg	PF	FO	A	TO	Blk	Stl	Pts	Avg
Long Beach State	11/14/14		24	4	7	.571	2	4	.500	2	3	.667	0	6	6	6.0	1	0	2	0	0	1	12	12.0
Arkansas-Little Rock	11/18/14		18	4	9	.444	1	4	.250	0	0	.000	0	5	5	5.5	2	0	2	0	0	1	9	10.5
Southern Virginia	11/19/14		15	4	7	.571	0	2	.000	2	2	1.000	0	0	0	3.7	2	0	1	1	2	2	10	10.3
vs. San Diego State	11/24/14		37	5	12	.417	2	3	.667	2	4	.500	2	3	5	4.0	3	0	1	0	0	0	14	11.3
vs. Chaminade	11/25/14		24	7	11	.636	2	3	.667	2	3	.667	1	7	8	4.8	3	0	3	2	1	2	18	12.6
vs. Purdue	11/26/14		34	7	9	.778	3	3	1.000	1	2	.500	0	1	1	4.2	3	0	0	0	0	0	18	13.5
Eastern Kentucky	11/29/14		20	7	11	.636	3	4	.750	2	2	1.000	2	3	5	4.3	3	0	1	3	0	2	19	14.3
at Utah State	12/02/14		29	6	10	.600	1	4	.250	4	4	1.000	0	3	3	4.1	4	0	3	2	0	2	17	14.6
vs. Hawai'i	12/06/14		31	4	10	.400	2	6	.333	1	2	.500	1	4	5	4.2	3	0	6	2	1	2	11	14.2
Utah	12/10/14		32	4	8	.500	2	5	.400	0	0	.000	2	2	4	4.2	3	0	2	0	0	2	10	13.8
at Weber State	12/13/14		25	4	7	.571	1	3	.333	0	1	.000	0	5	5	4.3	2	0	2	1	0	1	9	13.4
Stanford	12/20/14		27	3	8	.375	1	5	.200	6	10	.600	0	4	4	4.3	0	0	2	2	0	0	13	13.3
UMass	12/23/14		31	7	13	.538	3	7	.429	8	10	.800	1	4	5	4.3	2	0	0	1	0	1	25	14.2
Gonzaga	12/27/14																							
Portland	12/29/14																							
at Santa Clara	01/01/15																							
at San Francisco	01/03/15																							
Pepperdine	01/08/15																							
Loyola Marymount	01/10/15																							
at Pacific	01/15/15																							
at Saint Mary's	01/17/15																							
at San Diego	01/24/15																							
San Francisco	01/29/15																							
Santa Clara	01/31/15																							
at Pepperdine	02/05/15																							
at Loyola Marymount	02/07/15																							
Saint Mary's	02/12/15																							
Pacific	02/14/15																							
San Diego	02/19/15																							
at Portland	02/26/15																							
at Gonzaga	02/28/15																							
Totals		0	347	66	122	.541	23	53	.434	30	43	.698	9	47	56	4.3	31	0	25	14	4	16	185	14.2

CAREER STATISTICS (ALL GAMES)

Year	GP	GS	Min	Avg	FG	FGA	Pct	3FG	FGA	Pct	FT	FTA	Pct	Off	Def	TR	Avg	PF	FO	A	TO	Blk	Stl	Pts	Avg
2011-12	34	15	551	16.2	48	131	.366	25	84	.298	26	41	.634	3	50	53	1.6	40	0	57	32	3	35	147	4.3
2012-13	31	1	250	8.1	19	50	.380	5	20	.250	21	33	.636	8	24	32	1.0	28	0	16	9	2	13	64	2.1
2013-14	35	9	586	16.7	76	141	.539	25	62	.403	51	69	.739	6	56	62	1.8	55	0	45	19	2	20	228	6.5
2014-15	13	0	347	26.7	66	122	.541	23	53	.434	30	43	.698	9	47	56	4.3	31	0	25	14	4	16	185	14.2
TOTAL	113	25	1734	15.3	209	444	.471	78	219	.356	128	186	.688	26	177	203	1.8	154	0	143	74	11	84	624	5.5

CAREER STATISTICS (CONFERENCE GAMES)

Year	GP	GS	Min	Avg	FG	FGA	Pct	3FG	FGA	Pct	FT	FTA	Pct	Off	Def	TR	Avg	PF	FO	A	TO	Blk	Stl	Pts	Avg
2011-12	16	7	238	14.9	23	62	.371	10	36	.278	11	14	.786	1	26	27	1.7	26	0	19	11	0	20	67	4.2
2012-13	16	1	160	10.0	17	35	.486	5	14	.357	12	17	.706	6	12	18	1.1	21	0	10	4	1	11	51	3.2
2013-14	18	3	280	15.6	35	63	.556	12	27	.444	29	41	.707	3	26	29	1.6	24	0	17	13	1	4	111	6.2
2014-15																									
TOTAL	50	11	678	13.6	75	160	.469	27	77	.351	52	72	.722	10	64	74	1.5	71	0	46	28	2	35	229	4.6

#23 • SKYLER HALFORD
6-1 • 175 • SR. • GUARD



OREM, UTAH
SALT LAKE CC

2014-15 SEASON — PPG: 4.6 RPG: 1.4 APG: 2.3 SPG: 0.6 BPG: 0.0 FG%: .349 3FG%: .318 FT%: 1.000

Last Time Out

- Totaled 8 points, a rebound and an assist against UMass

In 2014-15 • Senior

- Scored 18 points coming off the bench and led the team with a career-best 7 assists vs. Long Beach State
- Scored 9 points on 3 threes and added 4 assists vs. EKU

In 2013-14 • Junior

- Named WCC Player of the Week Jan. 6 for scoring 28 points on 11 of 16 shooting against San Diego while adding 3 assists, 2 rebounds and 1 steal
- Posted season highs of 28 points (San Diego), 6 rebounds (twice), 4 assists (Santa Clara), 3 steals (at San Francisco), 11 field goals made (San Diego), 4 made threes (San Diego) and 11 free throws made (at San Francisco)
- Scored 28 points and had 3 assists against San Diego on Jan. 4
- Scored 18 points against Pepperdine and grabbed 6 rebounds on Jan. 9
- Scored 12 points, grabbed 6 rebounds and had 4 assists against Santa Clara on Feb. 6
- Scored in double figures 13 times, had 20-plus points once and 3-plus threes 3 times

- Region 18 MVP and Scenic West Athletic Conference Player of the Year
- Led SLCC to a record of 29-5 overall and 14-1 in the SWAC
- Led SLCC to the SWAC and Region 18 titles and to the round of 16 in the NJCAA Tournament
- Averaged 17.4 points, 4.5 rebounds, 4.0 assists and 1.6 steals
- Shot .461 from the field, .393 from three and .908 from the free throw line
- Averaged 10.6 points, 3.1 rebounds, 1.8 assists and 1.1 steals as a freshman
- Shot .452 from the field, .450 from three and .819 from the free throw line
- Earned second-team all-region honors
- Led SLCC to a record of 22-9 overall and 9-6 in the SWAC
- As a senior at Timpanogos High School was second in 5A in scoring at 23.6 points per game
- Also averaged 5.0 rebounds and 4.5 assists as a senior and led the Timberwolves to the state tournament
- Averaged 19.8 points per game as a junior
- Averaged 13.2 points per game as sophomore

Personal

- Parents are Rod and Jill
- Has four siblings
- Served a mission for The Church of Jesus Christ of Latter-day Saints in Brazil

Before BYU

- Named an NJCAA All-America First Team honoree as a sophomore at Salt Lake CC

2014-15 SEASON HIGHS

PTS	18 vs. LBSU – 11/14/14
1st H	7 vs. LBSU – 11/14/14
2nd H	11 vs. LBSU – 11/14/14
REB	5 at Weber State – 12/13/14
AST	7 vs. LBSU – 11/14/14
STL	3 vs. Utah – 12/10/14
BLK	—
FGM	5 vs. LBSU – 11/14/14
FGA	8 vs. EKU – 11/29/14
3PM	3 vs. EKU – 11/29/14
3PA	6 vs. EKU – 11/29/14
FTM	6, twice, last vs. UMass – 12/23/14
FTA	6, twice, last vs. UMass – 12/23/14

CAREER HIGHS

PTS	28 vs. San Diego – 1/04/14
1st H	15 vs. San Diego – 1/04/14
2nd H	14 at USF – 1/16/14
REB	6, twice, last vs. Santa Clara – 2/6/14
AST	7 vs. LBSU – 11/14/14
STL	3, twice, last vs. Utah – 12/10/14
BLK	1 at Pacific – 2/13/14
FGM	11 vs. San Diego – 1/04/14
FGA	16 vs. San Diego – 1/04/14
3PM	4 vs. San Diego – 1/04/14
3PA	9 vs. Pacific – 1/30/14
FTM	11 at USF – 1/16/14
FTA	12 at USF – 1/16/14

MISCELLANEOUS

	14-15	Career
Double-Figure Points	1 (1-0)	14 (10-4)
20-plus Points	0 (0-0)	1 (1-0)
Double-Figure Reb	0 (0-0)	0 (0-0)
Double-Doubles	0 (0-0)	0 (0-0)
3-plus Steals	1 (0-1)	2 (1-1)
3-plus Blocks	0 (0-0)	0 (0-0)
3-plus 3-point FG	1 (1-0)	4 (4-0)
Scoring Leader	0 (0-0)	1 (1-0)
Rebound Leader	0 (0-0)	0 (0-0)
Assist Leader	1 (1-0)	3 (3-0)

2014-15 GAME-BY-GAME

Opponent	Date	GS	Min	FG	FGA	Pct	3FG	FGA	Pct	FT	FTA	Pct	Off	Def	TR	Avg	PF	FO	A	TO	Blk	Stl	Pts	Avg	
Long Beach State	11/14/14		24	5	7	.714	2	3	.667	6	6	1.000	0	0	0	0.0	3	0	7	2	0	0	18	18.0	
Arkansas-Little Rock	11/18/14		16	2	6	.333	0	3	.000	0	0	.000	0	0	0	0.0	0	0	3	2	0	0	4	11.0	
Southern Virginia	11/19/14	*	2	0	1	.000	0	1	.000	0	0	.000	0	0	0	0.0	0	0	1	1	0	0	0	7.3	
vs. San Diego State	11/24/14																								
vs. Chaminade	11/25/14		10	1	4	.250	1	2	.500	0	0	.000	1	0	1	0.3	2	0	4	3	0	2	3	6.3	
vs. Purdue	11/26/14		2	0	1	.000	0	1	.000	0	0	.000	0	0	0	0.2	1	0	0	1	0	0	0	5.0	
Eastern Kentucky	11/29/14		19	3	8	.375	3	6	.500	0	0	.000	0	2	2	0.5	1	0	4	3	0	0	9	5.7	
at Utah State	12/02/14		20	0	2	.000	0	2	.000	4	4	1.000	1	3	4	1.0	4	0	2	0	0	1	4	5.4	
vs. Hawai'i	12/06/14		10	0	2	.000	0	1	.000	2	2	1.000	0	2	2	1.1	3	0	0	1	0	0	2	5.0	
Utah	12/10/14		12	1	4	.250	0	1	.000	0	0	.000	0	2	2	1.2	0	0	2	0	0	3	2	4.7	
at Weber State	12/13/14		20	2	3	.667	1	1	1.000	0	0	.000	2	3	5	1.6	2	0	3	1	0	1	5	4.7	
Stanford	12/20/14		10	0	3	.000	0	1	.000	0	0	.000	0	0	0	1.5	0	0	0	0	0	0	0	4.3	
UMass	12/23/14		11	1	2	.500	0	0	.000	6	6	1.000	0	1	1	1.4	1	0	1	2	0	0	8	4.6	
Gonzaga	12/27/14																								
Portland	12/29/14																								
at Santa Clara	01/01/15																								
at San Francisco	01/03/15																								
Pepperdine	01/08/15																								
Loyola Marymount	01/10/15																								
at Pacific	01/15/15																								
at Saint Mary's	01/17/15																								
at San Diego	01/24/15																								
San Francisco	01/29/15																								
Santa Clara	01/31/15																								
at Pepperdine	02/05/15																								
at Loyola Marymount	02/07/15																								
Saint Mary's	02/12/15																								
Pacific	02/14/15																								
San Diego	02/19/15																								
at Portland	02/26/15																								
at Gonzaga	02/28/15																								
Totals			1	156	15	43	.349	7	22	.318	18	18	1.000	4	13	17	1.4	17	0	27	16	0	7	55	4.6

CAREER STATISTICS (ALL GAMES)

Year	GP	GS	Min	Avg	FG	FGA	Pct	3FG	FGA	Pct	FT	FTA	Pct	Off	Def	TR	Avg	PF	FO	A	TO	Blk	Stl	Pts	Avg
2013-14	35	13	528	15.1	84	195	.431	29	93	.312	49	58	.845	6	44	50	1.4	49	0	35	29	1	15	246	7.0
2014-15	12	1	156	13.0	15	43	.349	7	22	.318	18	18	1.000	4	13	17	1.4	17	0	27	16	0	7	55	4.6
TOTAL	47	14	684	14.6	99	238	.416	36	115	.313	67	76	.882	10	57	67	1.4	66	0	62	45	1	22	301	6.4

CAREER STATISTICS (CONFERENCE GAMES)

Year	GP	GS	Min	Avg	FG	FGA	Pct	3FG	FGA	Pct	FT	FTA	Pct	Off	Def	TR	Avg	PF	FO	A	TO	Blk	Stl	Pts	Avg	
2013-14	18	13	346	19.2	52	130	.400	19	64	.297	35	40	.875	5	32	37	2.1	25	0	23	21	1	7	158	8.8	
2014-15																										
TOTAL	18	13	346	19.2	52	130	.400	19	64	.297	35	40	.875	5	32	37	2.1	25	0	23	21	1	7	158	8.8	

#24 • FRANK BARTLEY IV
6-3 • 200 • SO • GUARD



BATON ROUGE, LOUISIANA
FUTURE COLLEGE PREP

2014-15 SEASON — PPG: 1.7 RPG: 1.5 APG: 1.4 SPG: 0.4 BPG: 0.2 FG%: .500 3FG%: .000 FT%: .600

Last Time Out

- Scored 2 points and added 3 rebounds and an assist in 13 minutes against UMass

In 2014-15 • Sophomore

- Scored 3 points and grabbed 1 rebound in 4 minutes vs. Long Beach State
- Set career-high with 7 assists and added 6 rebounds, 4 points, 4 steals and a career-high 2 blocks against Southern Virginia
- Had 4 points, 3 rebounds, 4 assists and 1 steal vs. ECU

In 2013-14 • Freshman

- Posted season highs of 16 points (Mount St. Mary's), 7 rebounds (twice), 6 assists (Prairie View A&M), 2 steals (twice), 6 field goals made (Mount St. Mary's), 3 3-pointers made (Texas), 6 free throws made (twice)
- Scored 14 points and grabbed five rebounds against Utah State on Nov. 30
- Scored 5 points and had 6 assists to go along with 4 rebounds against Prairie View A&M on Dec. 11
- Scored 6 points, grabbed 7 rebounds and had 4 assists against Loyola Marymount on Dec. 28
- Scored in double figures 5 times, hit 3 threes once and led the team in assists twice
- Averaged 3.9 points and 2.1 rebounds and totaled 25 assists and 13 steals

- Played in 2012-13 at Future College Prep for Les Bean
- Led Future College Prep to a record of 52-13 and the West Coast Prep title
- Averaged 19.7 points, 8.5 rebounds, 6.7 assists, 3.3 steals and 1.0 blocks
- Played three years of high school basketball at Christian Life Academy
- As a senior led Christian Life to a 26-7 overall record and the 1A state title
- Was named LSWA Class 1A MVP, first-team all-state and District 7-1A co-MVP while averaging 14.2 points, 6.2 rebounds and 3.3 assists
- As a junior earned District 7-1A MVP honors and was named all-state and all-metro
- Was a member of the state championship team as a sophomore
- Played football at Christian Life, earned all-district honors and recorded 800-plus receiving yards as a senior

Personal

- Parents are Frank Bartley III and Janice
- Has three sisters
- Also recruited by Auburn, Fordham, George Mason, Marquette, San Diego State and Utah

2014-15 SEASON HIGHS

PTS	4, twice, last vs. ECU – 11/29/14
1st H	4, twice, last vs. ECU – 11/29/14
2nd H	2, 4 times, last vs. UMass – 12/23/14
REB	6 vs. SVU – 11/19/14
AST	7 vs. SVU – 11/19/14
STL	4 vs. SVU – 11/19/14
BLK	2 vs. SVU – 11/19/14
FGM	2, twice, last vs. ECU – 11/29/14
FGA	3, twice, last vs. Utah – 12/10/14
3PM	—
3PA	1, 5 times, last vs. Utah – 12/10/14
FTM	2, twice, last vs. UMass – 12/23/14
FTA	2, 4 times, last vs. UMass – 12/23/14

CAREER HIGHS

PTS	16 vs. Mount St. Mary's – 11/15/13
1st H	10 vs. Mount St. Mary's – 11/15/13
2nd H	11 vs. Utah State – 11/30/13
REB	7, twice, last vs. LMU – 12/28/13
AST	7 vs. SVU – 11/19/14
STL	2, twice, last vs. North Texas – 12/3/13
BLK	1, 6 times, last vs. Portland – 2/24/14
FGM	6 vs. Mount St. Mary's – 11/15/13
FGA	11 vs. Utah State – 11/30/13
3PM	3 vs. Texas – 11/25/13
3PA	5 vs. Wichita State – 11/26/13
FTM	6, twice, last at UMass – 12/7/13
FTA	8, twice, last at UMass – 12/7/13

MISCELLANEOUS

	14-15	Career
Double-Figure Points	0 (0-0)	6 (4-2)
20-plus Points	0 (0-0)	0 (0-0)
Double-Figure Reb	0 (0-0)	0 (0-0)
Double-Doubles	0 (0-0)	0 (0-0)
3-plus Steals	0 (0-0)	0 (0-0)
3-plus Blocks	0 (0-0)	0 (0-0)
3-plus 3-point FG	0 (0-0)	1 (1-0)
Scoring Leader	0 (0-0)	0 (0-0)
Rebound Leader	0 (0-0)	0 (0-0)
Assist Leader	1 (1-0)	2 (1-1)

Before BYU

2014-15 GAME-BY-GAME

Opponent	Date	GS	Min	FG	FGA	Pct	3FG	FGA	Pct	FT	FTA	Pct	Off	Def	TR	Avg	PF	FO	A	TO	Blk	Stl	Pts	Avg	
Long Beach State	11/14/14		4	1	2	.500	0	1	.000	1	2	.500	0	1	1	1.0	0	0	0	1	0	0	3	3.0	
Arkansas-Little Rock	11/18/14		4	1	1	1.000	0	0	.000	0	1	.000	0	1	1	1.0	0	0	2	0	0	0	2	2.5	
Southern Virginia	11/19/14		16	2	3	.667	0	0	.000	0	0	.000	0	6	6	2.7	0	0	7	3	2	4	4	3.0	
vs. San Diego State	11/24/14		0	0	0	.000	0	0	.000	0	0	.000	0	0	0	2.0	0	0	0	0	0	0	0	2.3	
vs. Chaminade	11/25/14		11	0	1	.000	0	1	.000	0	0	.000	0	2	2	2.0	2	0	3	1	0	0	0	1.8	
vs. Purdue	11/26/14		0	0	0	.000	0	0	.000	0	0	.000	0	0	0	1.7	0	0	0	0	0	0	0	1.5	
Eastern Kentucky	11/29/14		14	2	2	1.000	0	0	.000	1	1	1.000	2	1	3	1.9	1	0	4	0	0	1	4	1.9	
at Utah State	12/02/14		2	0	1	.000	0	1	.000	1	2	.500	0	0	0	1.6	0	0	0	0	0	0	1	1.8	
vs. Hawai'i	12/06/14		6	0	1	.000	0	1	.000	2	2	1.000	0	1	1	1.6	1	0	0	1	0	0	2	1.8	
Utah	12/10/14		10	1	3	.333	0	1	.000	0	0	.000	1	0	1	1.5	1	0	0	1	0	0	2	1.8	
at Weber State	12/13/14		1	0	0	.000	0	0	.000	0	0	.000	0	0	0	1.4	0	0	0	0	0	0	1	1.6	
Stanford	12/20/14															DNP									
UMass	12/23/14		13	0	0	.000	0	0	.000	2	2	1.000	1	2	3	1.5	0	0	1	1	0	0	2	1.7	
Gonzaga	12/27/14																								
Portland	12/29/14																								
at Santa Clara	01/01/15																								
at San Francisco	01/03/15																								
Pepperdine	01/08/15																								
Loyola Marymount	01/10/15																								
at Pacific	01/15/15																								
at Saint Mary's	01/17/15																								
at San Diego	01/24/15																								
San Francisco	01/29/15																								
Santa Clara	01/31/15																								
at Pepperdine	02/05/15																								
at Loyola Marymount	02/07/15																								
Saint Mary's	02/12/15																								
Pacific	02/14/15																								
San Diego	02/19/15																								
at Portland	02/26/15																								
at Gonzaga	02/28/15																								
Totals			0	81	7	14	.500	0	5	.000	6	10	.600	4	14	18	1.5	5	0	17	8	2	5	20	1.7

CAREER STATISTICS (ALL GAMES)

Year	GP	GS	Min	Avg	FG	FGA	Pct	3FG	FGA	Pct	FT	FTA	Pct	Off	Def	TR	Avg	PF	FO	A	TO	Blk	Stl	Pts	Avg
2013-14	34	0	370	10.9	44	119	.370	12	36	.333	32	62	.516	21	51	72	2.1	26	0	25	15	6	13	132	3.9
2014-15	12	0	81	6.8	7	14	.500	0	5	.000	6	10	.600	4	14	18	1.5	5	0	17	8	2	5	20	1.7
TOTAL	46	0	451	9.8	51	133	.383	12	41	.293	38	72	.528	25	65	90	2.0	31	0	42	23	8	18	152	3.3

CAREER STATISTICS (CONFERENCE GAMES)

Year	GP	GS	Min	Avg	FG	FGA	Pct	3FG	FGA	Pct	FT	FTA	Pct	Off	Def	TR	Avg	PF	FO	A	TO	Blk	Stl	Pts	Avg
2013-14	17	0	99	5.8	8	33	.242	0	7	.000	2	13	.154	8	13	21	1.2	3	0	11	2	1	3	18	1.1
2014-15																									
TOTAL	17	0	99	5.8	8	33	.242	0	7	.000	2	13	.154	8	13	21	1.2	3	0	11	2	1	3	18	1.1

#30 • DALTON NIXON
6-7 • 215 • FR • FORWARD



OREM, UTAH
OREM HS

2014-15 SEASON — PPG: 2.6 RPG: 1.9 APG: 0.8 SPG: 0.2 BPG: 0.1 FG%: .429 3FG%: .222 FT%: 1.000

Last Time Out

- Finished with a rebound, an assist and a steal against UMass

In 2014-15 • Freshman

- Had 4 points, the first points of his BYU career, against UALR
- Scored 10 points, grabbed 3 boards, 2 assists and a steal vs. SVU
- Had 7 points, 3 rebounds, 1 assist and 1 block vs. Chaminade
- Hit first career 3-pointer against Purdue

Before BYU

- A four-year letterman playing for Golden Holt at Orem High School
- Orem's all-time leading scorer with 1,367 points and a three-time first-team all-state honoree
- As a senior averaged 20.2 points, 8.9 rebounds, 1.7 assists and 1.1 steals as Orem finished 18-9 overall, 10-2 in region play and advanced to the 4A state championship game
- Named first-team all-state by the Deseret News and the Salt Lake Tribune
- As a junior averaged 17.5 points, 8.2 rebounds, 1.7 assists and 1.3 steals and hit 21 threes as Orem finished 20-4 overall and 13-1 in region play
- Named first-team all-state by the Deseret News and the Salt Lake Tribune, All-Valley by the Daily Herald
- As a sophomore averaged 12.5 points and 5.5 rebounds and hit 33 threes as Orem finished 24-1 overall, 14-0 in region play and won the 4A Utah state title
- Named first-team all-state by the Deseret News and the Salt Lake Tribune and All-Valley by the Daily Herald

- Named the 4A Tournament MVP as a sophomore
- National position recruiting rankings: 51st by ESPN
- Played for the Utah Prospects during the AAU season

Personal

- Parents are Kevin and Stephanie Nixon
- Has two sisters
- His father Kevin Nixon played at BYU from 1991-93
- Also recruited by Arizona State, Creighton, Hawai'i, San Diego, San Francisco, Utah, Utah State and Weber State

2014-15 SEASON HIGHS

PTS	10 vs. SVU – 11/19/14
1st H	4, twice, last vs. Chaminade – 11/25/14
2nd H	6 vs. SVU – 11/19/14
REB	4, twice, last vs. Stanford – 12/20/14
AST	2, twice, last vs. SDSU – 11/24/14
STL	1, twice, last vs. UMass – 12/23/14
BLK	1 vs. Chaminade – 11/25/14
FGM	4 vs. SVU – 11/19/14
FGA	9 vs. SVU – 11/19/14
3PM	1, twice, last at Weber State – 12/13/14
3PA	2, twice, last vs. Chaminade – 11/25/14
FTM	2 vs. SVU – 11/19/14
FTA	2 vs. SVU – 11/19/14

MISCELLANEOUS

	14-15	Career
Double-Figure Points	1 (1-0)	same
20-plus Points	0 (0-0)	same
Double-Figure Reb	0 (0-0)	same
Double-Doubles	0 (0-0)	same
3-plus Steals	0 (0-0)	same
3-plus Blocks	0 (0-0)	same
3-plus 3-point FG	0 (0-0)	same
Scoring Leader	0 (0-0)	same
Rebound Leader	0 (0-0)	same
Assist Leader	0 (0-0)	same

2014-15 GAME-BY-GAME

Opponent	Date	GS	Min	FG	FGA	Pct	3FG	FGA	Pct	FT	FTA	Pct	Off	Def	TR	Avg	PF	FO	A	TO	Blk	Stl	Pts	Avg	
Long Beach State	11/14/14		7	0	1	.000	0	1	.000	0	0	.000	0	1	1	1.0	2	0	0	0	0	0	0	0.0	
Arkansas-Little Rock	11/18/14		7	2	3	.667	0	0	.000	0	0	.000	0	0	0	0.5	1	0	1	0	0	0	4	2.0	
Southern Virginia	11/19/14		17	4	9	.444	0	2	.000	2	2	1.000	1	2	3	1.3	0	0	2	1	0	1	10	4.7	
vs. San Diego State	11/24/14		6	0	0	.000	0	0	.000	0	0	.000	1	2	3	1.8	0	0	2	0	0	0	0	3.5	
vs. Chaminade	11/25/14		16	3	5	.600	0	2	.000	1	1	1.000	0	3	3	2.0	3	0	1	1	1	0	7	4.2	
vs. Purdue	11/26/14		6	1	2	.500	1	1	1.000	0	0	.000	1	0	1	1.8	3	0	0	0	0	0	3	4.0	
Eastern Kentucky	11/29/14		2	0	0	.000	0	0	.000	0	0	.000	0	0	0	1.6	1	0	1	0	0	0	0	3.4	
at Utah State	12/02/14																								
vs. Hawai'i	12/06/14		2	0	1	.000	0	0	.000	0	0	.000	0	1	1	1.5	1	0	0	0	0	0	0	3.0	
Utah	12/10/14																								
at Weber State	12/13/14		13	2	2	1.000	1	1	1.000	0	0	.000	1	3	4	1.8	1	0	0	0	0	0	5	3.2	
Stanford	12/20/14		8	0	3	.000	0	1	.000	0	0	.000	3	1	4	2.0	0	0	1	0	0	0	0	2.9	
UMass	12/23/14		8	0	2	.000	0	1	.000	0	0	.000	0	1	1	1.9	1	0	1	1	0	1	0	2.6	
Gonzaga	12/27/14																								
Portland	12/29/14																								
at Santa Clara	01/01/15																								
at San Francisco	01/03/15																								
Pepperdine	01/08/15																								
Loyola Marymount	01/10/15																								
at Pacific	01/15/15																								
at Saint Mary's	01/17/15																								
at San Diego	01/24/15																								
San Francisco	01/29/15																								
Santa Clara	01/31/15																								
at Pepperdine	02/05/15																								
at Loyola Marymount	02/07/15																								
Saint Mary's	02/12/15																								
Pacific	02/14/15																								
San Diego	02/19/15																								
at Portland	02/26/15																								
at Gonzaga	02/28/15																								
Totals			0	92	12	28	.429	2	9	.222	3	3	1.000	7	14	21	1.9	13	0	9	3	1	2	29	2.6

CAREER STATISTICS (ALL GAMES)

Year	GP	GS	Min	Avg	FG	FGA	Pct	3FG	FGA	Pct	FT	FTA	Pct	Off	Def	TR	Avg	PF	FO	A	TO	Blk	Stl	Pts	Avg
2014-15	11	0	92	8.4	12	28	.429	2	9	.222	3	3	1.000	7	14	21	1.9	13	0	9	3	1	2	29	2.6
TOTAL	11	0	92	8.4	12	28	.429	2	9	.222	3	3	1.000	7	14	21	1.9	13	0	9	3	1	2	29	2.6

CAREER STATISTICS (CONFERENCE GAMES)

Year	GP	GS	Min	Avg	FG	FGA	Pct	3FG	FGA	Pct	FT	FTA	Pct	Off	Def	TR	Avg	PF	FO	A	TO	Blk	Stl	Pts	Avg
2014-15																									
TOTAL																									

#33 • NATE AUSTIN
6-11 • 230 • SR • FORWARD



ALPINE, UTAH
LONE PEAK HS

2014-15 SEASON — PPG: 3.0 RPG: 5.6 APG: 0.9 SPG: 0.7 BPG: 0.2 FG%: .500 3FG%: .200 FT%: .786

Last Time Out

- Did not play against UMass

In 2014-15 • Senior

- Scored 6 points, grabbed 9 rebounds, had 3 assists and 2 blocks against Long Beach State
- Had 8 points and 11 boards vs. UALR
- Against Purdue had 7 points, 6 rebounds, 1 assist and 1 steal

In 2013-14 • Junior

- Ranked 53rd in the nation in total rebounds and 97th in rebounds per game
- Ranked 4th in the WCC in rebounding, 4th in offensive rebounds, 4th in defensive rebounds and 9th in blocks
- In the BYU record book, totaled the 3rd most offensive rebounds in a season, 2nd most personal fouls in a season and 5th most games started in a season
- Posted season highs of 12 points (at Stanford), 16 rebounds (San Francisco), 4 assists (Prairie View A&M), 4 steals (Prairie View A&M), 3 blocks (North Texas), 5 field goals made (at Stanford) and 5 free throws made (at Portland)
- Scored in double figures twice, had double figure rebounds 10 times, had 1 double-double and had 3-plus steals once and 3-plus blocks once

In 2012-13 • Sophomore

- Was 17th in the WCC in rebounding, 13th in blocked shots, 9th in offensive rebounds

- Played in all 36 games and started 7, including the last 5-straight
- Posted season highs of 9 points (at Gonzaga, vs. Baylor), 11 rebounds (vs. Baylor), 4 assists (vs. Eastern New Mexico), 3 steals (at Iowa State) and 3 blocks (twice)

In 2011-12 • Freshman

- Played in every game this season and started 1 game
- Posted season highs of 15 points, 10 rebounds, 3 assists and 2 blocks
- Tied for 10th in the WCC in offensive rebounds in league games
- Career-high 15 points came on 7 of 8 shooting vs. Weber State

Before BYU

- Helped Lone Peak to a 22-3 record as a senior
- Earned first-team all-state honors as a senior
- Averaged 11.5 points while helping the Knights to a trip to the state title game in 2009
- Helped Lone Peak win the 2008 state title
- Played with fellow Cougars Tyler Haws and Josh Sharp at Lone Peak
- Coached by Quincy Lewis
- Played for Salt Lake Metro club team directed by Dave Hammer and coached by Marty Haws

Personal

- Parents are Randy and Leslie Austin
- Served a mission for The Church of Jesus Christ of Latter-day Saints in McAllen, Texas
- Also recruited by Boise State and Utah State

2014-15 SEASON HIGHS

PTS	8 vs. UALR – 11/18/14
1st H	2, 4 times, last at Utah State 12/2/14
2nd H	6 vs. UALR – 11/18/14
REB	11 vs. UALR – 11/18/14
AST	3, twice, last vs. Chaminade – 11/25/14
STL	2 vs. UALR – 11/18/14
BLK	2 vs. LBSU – 11/14/14
FGM	4 vs. UALR – 11/18/14
FGA	4, twice, last vs. SDSU – 11/24/14
3PM	1 vs. LBSU – 11/14/14
3PA	2, twice, last at Utah State 12/2/14
FTM	3, 3 times, last at Utah State 12/2/14
FTA	4, 3 times, last at Utah State 12/2/14

CAREER HIGHS

PTS	15 vs. Weber State – 12/07/11
1st H	9, twice, last vs. Baylor – 4/2/13
2nd H	13 vs. Weber State – 12/7/11
REB	16 vs. San Francisco – 2/08/14
AST	4, twice, last vs. PVAMU – 12/11/13
STL	4 vs. Prairie View A&M – 12/11/13
BLK	3, 3 times, last vs. North Texas – 12/3/13
FGM	7 vs. Weber State – 12/07/11
FGA	8 vs. Weber State – 12/07/11
3PM	1, 13x, last vs. LBSU – 11/14/14
3PA	2, 15 times, last at Utah State – 12/2/14
FTM	5, 3 times, last at San Diego – 3/1/14
FTA	6, 3 times, last vs. Saint Mary's – 2/1/14

MISCELLANEOUS

	14-15	Career
Double-Figure Points	0 (0-0)	4 (4-0)
20-plus Points	0 (0-0)	0 (0-0)
Double-Figure Reb	1 (1-0)	13 (7-6)
Double-Doubles	0 (0-0)	1 (1-0)
3-plus Steals	0 (0-0)	2 (1-1)
3-plus Blocks	0 (0-0)	3 (2-1)
3-plus 3-point FG	0 (0-0)	0 (0-0)
Scoring Leader	0 (0-0)	0 (0-0)
Rebound Leader	3 (2-1)	27 (19-8)
Assist Leader	0 (0-0)	1 (1-0)

2014-15 GAME-BY-GAME

Opponent	Date	GS	Min	FG	FGA	Pct	3FG	FGA	Pct	FT	FTA	Pct	Off	Def	TR	Avg	PF	FO	A	TO	Blk	Stl	Pts	Avg	
Long Beach State	11/14/14	*	26	1	3	.333	1	1	1.00	3	4	.750	3	6	9	9.0	2	0	3	1	2	0	6	6.0	
Arkansas-Little Rock	11/18/14	*	30	4	4	1.000	0	0	.000	0	0	.000	2	9	11	10.0	2	0	0	0	0	2	8	7.0	
Southern Virginia	11/19/14	*	11	0	0	.000	0	0	.000	0	0	.000	0	3	3	7.7	2	0	0	0	0	1	0	4.7	
vs. San Diego State	11/24/14	*	26	0	4	.000	0	2	.000	0	0	.000	3	2	5	7.0	5	1	0	0	0	1	0	3.5	
vs. Chaminade	11/25/14	*	17	1	1	1.000	0	0	.000	2	2	1.000	1	6	7	7.0	1	0	3	0	0	0	4	3.6	
vs. Purdue	11/26/14	*	23	2	2	1.000	0	0	.000	3	4	.750	3	3	6	6.8	5	1	1	0	0	1	7	4.2	
Eastern Kentucky	11/29/14	*	23	0	0	.000	0	0	.000	0	0	.000	0	2	2	6.1	2	0	1	2	0	1	0	3.6	
at Utah State	12/02/14	*	31	1	4	.250	0	2	.000	3	4	.750	3	6	9	6.5	2	0	1	0	0	1	5	3.8	
vs. Hawai'i	12/06/14	*	10	0	0	.000	0	0	.000	0	0	.000	0	4	4	6.2	1	0	0	0	0	0	0	3.3	
Utah	12/10/14	*	0+	0	0	.000	0	0	.000	0	0	.000	0	0	0	5.6	0	0	0	0	0	0	0	3.0	
at Weber State	12/13/14																								
Stanford	12/20/14																								
UMass	12/23/14																								
Gonzaga	12/27/14																								
Portland	12/29/14																								
at Santa Clara	01/01/15																								
at San Francisco	01/03/15																								
Pepperdine	01/08/15																								
Loyola Marymount	01/10/15																								
at Pacific	01/15/15																								
at Saint Mary's	01/17/15																								
at San Diego	01/24/15																								
San Francisco	01/29/15																								
Santa Clara	01/31/15																								
at Pepperdine	02/05/15																								
at Loyola Marymount	02/07/15																								
Saint Mary's	02/12/15																								
Pacific	02/14/15																								
San Diego	02/19/15																								
at Portland	02/26/15																								
at Gonzaga	02/28/15																								
Totals			10	197	9	18	.500	1	5	.200	11	14	.786	15	41	56	5.6	22	2	9	3	2	7	30	3.0


CAREER STATISTICS (ALL GAMES)

Year	GP	GS	Min	Avg	FG	FGA	Pct	3FG	FGA	Pct	FT	FTA	Pct	Off	Def	TR	Avg	PF	FO	A	TO	Blk	Stl	Pts	Avg
2011-12	35	1	450	12.9	58	107	.542	7	23	.304	20	39	.513	53	79	132	3.8	95	6	19	20	15	9	143	4.1
2012-13	36	7	631	17.5	52	109	.477	3	15	.200	24	41	.585	77	88	165	4.6	92	5	20	21	23	21	131	3.6
2013-14	35	35	934	26.7	48	88	.545	2	4	.500	34	52	.654	90	188	278	7.9	119	6	32	38	31	26	132	3.8
2014-15	10	10	197	19.7	9	18	.500	1	5	.200	11	14	.786	15	41	56	5.6	22	2	9	3	2	7	30	3.0
TOTAL	116	53	2212	19.1	167	322	.519	13	47	.277	89	146	.610	235	396	631	5.4	328	19	80	82	71	63	436	3.8

CAREER STATISTICS (CONFERENCE GAMES)

Year	GP	GS	Min	Avg	FG	FGA	Pct	3FG	FGA	Pct	FT	FTA	Pct	Off	Def	TR	Avg	PF	FO	A	TO	Blk	Stl	Pts	Avg	
2011-12	16	1	230	14.4	28	52	.538	2	10	.200	12	22	.545	33	36	69	4.3	48	4	9	8	5	5	70	4.4	
2012-13	16	0	281	17.6	20	39	.513	1	8	.125	7	15	.467	29	39	68	4.3	41	2	8	9	10	9	48	3.0	
2013-14	18	18	505	28.1	24	42	.571	0	0	.000	21	32	.656	50	94	144	8.0	59	3	13	21	15	9	69	3.8	
2014-15																										
TOTAL	50	19	1016	20.3	72	133	.541	3	18	.167	40	69	.580	112	169	281	5.6	148	9	30	38	30	23	187	3.7	

#35 • ISAAC NEILSON
6-11 • 225 • FR • FORWARD



MISSION VIEJO, CALIFORNIA
MISSION VIEJO HS

2014-15 SEASON HIGHS

PTS	15 at Weber State – 12/13/14
1st H	8 vs. LBSU – 11/14/14
2nd H	11 vs. SVU – 11/19/14
REB	7 vs. SVU – 11/19/14
AST	2 vs. SVU – 11/19/14
STL	4 vs. SVU – 11/19/14
BLK	2, 3 times, last vs. Stanford – 12/20/14
FGM	5, twice, last at Weber State – 12/13/14
FGA	9 at Weber State – 12/13/14
3PM	4 at Weber State – 12/13/14
3PA	5, twice, last at Weber State – 12/13/14
FTM	6 vs. LBSU – 11/14/14
FTA	7 vs. LBSU – 11/14/14

MISCELLANEOUS

	14-15	Career
Double-Figure Points	4 (3-1)	same
20-plus Points	0 (0-0)	same
Double-Figure Reb	0 (0-0)	same
Double-Doubles	0 (0-0)	same
3-plus Steals	0 (0-0)	same
3-plus Blocks	0 (0-0)	same
3-plus 3-point FG	1 (1-0)	same
Scoring Leader	0 (0-0)	same
Rebound Leader	1 (1-0)	same
Assist Leader	0 (0-0)	same

2014-15 SEASON — PPG: 5.6 RPG: 3.4 APG: 0.3 SPG: 0.5 BPG: 0.6 FG%: .464 3FG%: .368 FT%: .700

Last Time Out

- Totaled 5 rebounds, 4 points, a block and a steal against UMass

In 2014-15 • Freshman

- Became the first freshman since 2005 to score in double digits in the season opener with 10 points, also grabbed 1 rebound vs. Long Beach State
- Scored 13 points and added 7 rebounds, 2 assists and 4 steals against Southern Virginia
- Totaled 12 points, hit 2 threes and added 4 rebounds, 1 assist and 2 blocks vs. San Diego State

Before BYU

- Played for Troy Roelen at Mission Viejo
- As a senior averaged 15.3 points, 11.3 rebounds and 5.0 blocks while Mission Viejo finished 29-3 overall and 7-1 in league play
- Posted season highs of 29 points, 25 rebounds and 11 blocks
- Named MaxPreps All-State Division II Second Team, All-CIF Southern Section Team Division 2AA, Orange County Register All-County Team
- Named MVP of the 2010 Diablo Inferno Tournament where he averaged 14 points, 12 rebounds and 8 blocks
- As a junior averaged 9.0 points, 9.0 rebounds and 4.5 blocks
- Named first-team All-South Coast Conference

Personal

- Served a two-year mission for The Church of Jesus Christ of Latter-day Saints in Alabama
- Parents are Jim and Janice
- Has three brothers and two sisters

2014-15 GAME-BY-GAME

Opponent	Date	GS	Min	FG	FGA	Pct	3FG	FGA	Pct	FT	FTA	Pct	Off	Def	TR	Avg	PF	FO	A	TO	Blk	Stl	Pts	Avg	
Long Beach State	11/14/14		11	2	3	.667	0	0	.000	6	7	.857	1	0	1	1.0	0	0	0	0	0	0	10	10.0	
Arkansas-Little Rock	11/18/14		6	2	5	.400	0	1	.000	0	1	.000	1	1	2	1.5	2	0	1	0	0	0	4	7.0	
Southern Virginia	11/19/14		16	5	8	.625	0	1	.000	3	6	.500	5	2	7	3.3	4	0	2	1	0	4	13	9.0	
vs. San Diego State	11/24/14		22	4	7	.571	2	5	.400	2	2	1.000	1	3	4	3.5	1	0	1	0	2	0	12	9.8	
vs. Chaminade	11/25/14		15	2	5	.400	1	1	1.000	0	0	.000	2	3	5	3.8	2	0	0	0	0	0	5	8.8	
vs. Purdue	11/26/14		13	2	5	.400	0	1	.000	0	0	.000	1	2	3	3.7	4	0	0	0	2	0	4	8.0	
Eastern Kentucky	11/29/14	*	8	0	1	.000	0	0	.000	0	0	.000	2	1	3	3.6	1	0	0	1	0	0	0	6.9	
at Utah State	12/02/14		1	0	1	.000	0	1	.000	0	0	.000	0	0	0	3.1	0	0	0	0	0	0	0	6.0	
vs. Hawai'i	12/06/14		1	0	0	.000	0	0	.000	0	0	.000	2	0	2	3.0	0	0	0	2	0	0	0	5.3	
Utah	12/10/14		10	0	3	.000	0	1	.000	0	0	.000	0	0	0	2.7	1	0	0	0	0	0	0	4.8	
at Weber State	12/13/14	*	26	5	9	.556	4	5	.800	1	2	.500	1	5	6	3.0	4	0	0	0	1	2	15	5.7	
Stanford	12/20/14	*	23	2	5	.400	0	1	.000	2	2	1.000	2	4	6	3.3	3	0	0	1	2	0	6	5.8	
UMass	12/23/14	*	14	2	4	.500	0	2	.000	0	0	.000	2	3	5	3.4	1	0	0	2	1	1	4	5.6	
Gonzaga	12/27/14																								
Portland	12/29/14																								
at Santa Clara	01/01/15																								
at San Francisco	01/03/15																								
Pepperdine	01/08/15																								
Loyola Marymount	01/10/15																								
at Pacific	01/15/15																								
at Saint Mary's	01/17/15																								
at San Diego	01/24/15																								
San Francisco	01/29/15																								
Santa Clara	01/31/15																								
at Pepperdine	02/05/15																								
at Loyola Marymount	02/07/15																								
Saint Mary's	02/12/15																								
Pacific	02/14/15																								
San Diego	02/19/15																								
at Portland	02/26/15																								
at Gonzaga	02/28/15																								
Totals			4	166	26	56	.464	7	19	.368	14	20	.700	20	24	44	3.4	23	0	4	7	8	7	73	5.6

CAREER STATISTICS (ALL GAMES)

Year	GP	GS	Min	Avg	FG	FGA	Pct	3FG	FGA	Pct	FT	FTA	Pct	Off	Def	TR	Avg	PF	FO	A	TO	Blk	Stl	Pts	Avg
2014-15	13	4	166	12.8	26	56	.464	7	19	.368	14	20	.700	20	24	44	3.4	23	0	4	7	8	7	73	5.6
TOTAL	13	4	166	12.8	26	56	.464	7	19	.368	14	20	.700	20	24	44	3.4	23	0	4	7	8	7	73	5.6

CAREER STATISTICS (CONFERENCE GAMES)

Year	GP	GS	Min	Avg	FG	FGA	Pct	3FG	FGA	Pct	FT	FTA	Pct	Off	Def	TR	Avg	PF	FO	A	TO	Blk	Stl	Pts	Avg	
2014-15																										
TOTAL																										

#41 • LUKE WORTHINGTON
6-10 • 235 • SO • FORWARD



MEQUON, WISCONSIN
HOMESTEAD HS

2014-15 SEASON — PPG: 3.4 RPG: 2.4 APG: 0.2 SPG: 0.5 BPG: 0.1 FG%: .457 3FG%: .000 FT%: .632

Last Time Out

- Had 2 points, 2 rebounds, an assist and a block against UMass

In 2014-15 • Sophomore

- Had 7 points, 4 rebounds and a steal vs. UALR
- Set a career-high in points with 12 and steals with 2, while tying a career-high with 4 rebounds against Southern Virginia
- Totaled 4 points and 6 rebounds at Utah State

In 2013-14 • Freshman

- Posted season highs of 7 points (Santa Clara), 4 rebounds (at Saint Mary's), 2 field goals made (twice), 3 free throws made (Santa Clara).
- Hit 2 of 3 from the field and 3 of 4 from the free throw line to score 7 points against Santa Clara on Feb. 6
- Grabbed 4 rebounds, including 3 on the offensive end, and scored a point against Saint Mary's on Feb. 15
- Started in games against Portland, San Diego and Loyola Marymount from Feb. 22 until March 8
- Scored 5 points against Portland on Feb. 22
- Scored 4 points against Mount St. Mary's
- Averaged 1.0 points and 0.9 rebounds and shot .462 from the field

Before BYU

- Played for Kevin McKenna at Homestead High School
- Ranked the No. 7 prospect in the class of 2013 in the state of Wisconsin and No. 43 among power forwards nationally by ESPN.com

- One of seven Wisconsin players nominated for the McDonald's All-America Game
- As a senior was a team captain and averaged 13.6 points and 10.0 rebounds per game
- Led Homestead to a record of 13-7 overall and 8-4 in league play
- Named Wisconsin Basketball Coaches Association Division I All-State Honorable Mention
- Named third-team All-Area by the Milwaukee Wisconsin Journal Sentinel
- Named first-team All-North Shore Conference
- As a junior, averaged 12 points, 9 rebounds and 2 blocks
- Led Homestead to a record of 15-5 overall and 10-3 in league play
- Named first-team All-North Shore Conference
- Played for Wisconsin Playground Elite coached by Duane "Ike" Wilson
- Played football at Homestead, was a team captain and helped lead team to the 2012 Wisconsin state title
- Received all-conference, all-region and all-state honors in football
- Recruited by BYU and Wisconsin to play football
- Maintained a GPA above 4.0 and was a member of the National Honor Society

Personal

- Parents are John and Kris Worthington
- Has one brother and two sisters
- Also recruited by Butler, Princeton, Penn, Davidson, Yale, DePaul, Lehigh, Bucknell, Utah State and Saint Louis

2014-15 SEASON HIGHS

PTS	12 vs. SVU – 11/19/14
1st H	8 vs. SVU – 11/19/14
2nd H	4, twice, last at Utah State – 12/2/14
REB	6 at Utah State – 12/2/14
AST	1, 3 times, last vs. UMass – 12/23/14
STL	2 vs. SVU – 11/19/14
BLK	1 vs. UMass – 12/23/14
FGM	6 vs. SVU – 11/19/14
FGA	7, twice, last vs. SVU – 11/19/14
3PM	—
3PA	—
FTM	3, twice, last vs. Stanford – 12/20/14
FTA	4, twice, last vs. Stanford – 12/20/14

CAREER HIGHS

PTS	12 vs. Southern Virginia – 11/19/14
1st H	8 vs. Southern Virginia – 11/19/14
2nd H	4, twice, last at Utah State – 12/2/14
REB	6 at Utah State – 12/2/14
AST	1, 7 times, last vs. UMass – 12/23/14
STL	2 vs. Southern Virginia – 11/19/14
BLK	1, 3 times, last vs. UMass – 12/23/14
FGM	6 vs. Southern Virginia – 11/19/14
FGA	7, twice, last vs. SVU – 11/19/14
3PM	—
3PA	—
FTM	3, 3 times, last vs. Stanford – 12/20/14
FTA	4, 3 times, last vs. Stanford – 12/20/14

MISCELLANEOUS

	14-15	Career
Double-Figure Points	1 (1-0)	1 (1-0)
20-plus Points	0 (0-0)	0 (0-0)
Double-Figure Reb	0 (0-0)	0 (0-0)
Double-Doubles	0 (0-0)	0 (0-0)
3-plus Steals	0 (0-0)	0 (0-0)
3-plus Blocks	0 (0-0)	0 (0-0)
3-plus 3-point FG	0 (0-0)	0 (0-0)
Scoring Leader	0 (0-0)	0 (0-0)
Rebound Leader	0 (0-0)	0 (0-0)
Assist Leader	0 (0-0)	0 (0-0)

2014-15 GAME-BY-GAME

Opponent	Date	GS	Min	FG	FGA	Pct	3FG	FGA	Pct	FT	FTA	Pct	Off	Def	TR	Avg	PF	FO	A	TO	Blk	Stl	Pts	Avg	
Long Beach State	11/14/14	*	13	1	2	.500	0	0	.000	0	0	.000	1	1	2	2.0	2	0	0	1	0	0	2	2.0	
Arkansas-Little Rock	11/18/14	*	16	3	7	.429	0	0	.000	1	2	.500	1	3	4	3.0	2	0	0	0	0	1	7	4.5	
Southern Virginia	11/19/14	*	13	6	7	.857	0	0	.000	0	1	.000	4	0	4	3.3	2	0	0	3	0	2	12	7.0	
vs. San Diego State	11/24/14	*	8	0	1	.000	0	0	.000	0	0	.000	0	1	1	2.8	3	0	0	1	0	0	0	5.3	
vs. Chaminade	11/25/14	*	8	2	3	.667	0	0	.000	0	0	.000	1	0	1	2.4	1	0	0	1	0	0	4	5.0	
vs. Purdue	11/26/14	*	20	0	1	.000	0	0	.000	3	4	.750	1	2	3	2.5	5	1	1	1	0	1	3	4.7	
Eastern Kentucky	11/29/14		16	0	0	.000	0	0	.000	1	2	.500	1	1	2	2.4	3	0	0	0	0	1	1	4.1	
at Utah State	12/02/14	*	25	2	6	.333	0	0	.000	0	2	.000	3	3	6	2.9	4	0	0	0	0	0	4	4.1	
vs. Hawai'i	12/06/14	*	12	0	1	.000	0	0	.000	0	0	.000	0	1	1	2.7	3	0	0	0	0	0	0	3.7	
Utah	12/10/14	*	12	0	1	.000	0	0	.000	2	2	1.000	1	1	2	2.6	2	0	1	1	0	1	2	3.5	
at Weber State	12/13/14	*	18	0	2	.000	0	0	.000	2	2	1.000	0	1	1	2.5	4	0	0	1	0	1	2	3.4	
Stanford	12/20/14	*	23	1	1	1.000	0	0	.000	3	4	.750	1	1	2	2.4	3	0	0	1	0	0	5	3.5	
UMass	12/23/14	*	24	1	3	.333	0	0	.000	0	0	.000	1	1	2	2.4	2	0	1	1	1	0	2	3.4	
Gonzaga	12/27/14																								
Portland	12/29/14																								
at Santa Clara	01/01/15																								
at San Francisco	01/03/15																								
Pepperdine	01/08/15																								
Loyola Marymount	01/10/15																								
at Pacific	01/15/15																								
at Saint Mary's	01/17/15																								
at San Diego	01/24/15																								
San Francisco	01/29/15																								
Santa Clara	01/31/15																								
at Pepperdine	02/05/15																								
at Loyola Marymount	02/07/15																								
Saint Mary's	02/12/15																								
Pacific	02/14/15																								
San Diego	02/19/15																								
at Portland	02/26/15																								
at Gonzaga	02/28/15																								
Totals			12	208	16	35	.457	0	0	.000	12	19	.632	15	16	31	2.4	36	1	3	11	1	7	44	3.4

CAREER STATISTICS (ALL GAMES)

Year	GP	GS	Min	Avg	FG	FGA	Pct	3FG	FGA	Pct	FT	FTA	Pct	Off	Def	TR	Avg	PF	FO	A	TO	Blk	Stl	Pts	Avg
2013-14	31	3	251	8.1	12	26	.462	0	0	.000	8	20	.400	13	16	29	0.9	56	2	4	14	2	4	32	1.0
2014-15	13	12	208	16.0	16	35	.457	0	0	.000	12	19	.632	15	16	31	2.4	36	1	3	11	1	7	44	3.4
TOTAL	44	15	459	10.4	28	61	.459	0	0	.000	20	39	.513	28	32	60	1.4	92	3	7	25	3	11	76	1.7

CAREER STATISTICS (CONFERENCE GAMES)

Year	GP	GS	Min	Avg	FG	FGA	Pct	3FG	FGA	Pct	FT	FTA	Pct	Off	Def	TR	Avg	PF	FO	A	TO	Blk	Stl	Pts	Avg	
2013-14	16	2	147	9.2	5	10	.500	0	0	.000	7	12	.583	11	8	19	1.2	33	2	2	7	2	4	17	1.1	
2014-15																										
TOTAL	16	2	147	9.2	5	10	.500	0	0	.000	7	12	.583	11	8	19	1.2	33	2	2	7	2	4	17	1.1	

#44 • CORBIN KAUFUSI
6-10 • 245 • FR • CENTER



PROVO, UTAH
TIMPVIEW HS

2014-15 SEASON — PPG: 3.4 RPG: 2.9 APG: 0.1 SPG: 0.4 BPG: 0.5 FG%: .522 3FG%: .000 FT%: .586

Last Time Out

- Totaled 6 points, 2 steals and 1 rebound against UMass

- Served a two-year mission for The Church of Jesus Christ of Latter-day Saints in South Korea
- An Eagle Scout

In 2014-15 • Freshman

- Had 5 points and 4 boards vs. UALR
- Tied his season-high with 5 points, 4 rebounds and 1 assist vs. SVU
- Had career-bests of 8 points, 6 rebounds and 2 blocks vs. Chaminade
- Had 4 points, 4 boards and 1 steal vs. Hawai'i

Before BYU

- Coached by Perry Wildeboer at Timpview High School
- As a junior averaged 11.6 points while helping Timpview to a record of 19-6
- As a sophomore helped Timpview win the 4A state title and finish with a record of 19-7
- Played in the 2011 All-Valley Basketball All-Star Classic
- Played football and helped Timpview win state titles in 2008 and 2009
- Second-team all-state in football in 2011
- A member of the National Honors Society and a four-year academic honoree
- Also recruited by Stanford to play football

Personal

- Parents are Steve (an assistant coach on the BYU football team) and Michelle and has four siblings
- Brother Bronson plays football at BYU and played basketball for the Cougars in 2012-13

2014-15 SEASON HIGHS

PTS	8 vs. Chaminade – 11/25/14
1st H	3, twice, last vs. SDSU – 11/24/14
2nd H	8 vs. Chaminade – 11/25/14
REB	6 vs. Chaminade – 11/25/14
AST	1 vs. SVU – 11/19/14
STL	2 vs. UMass – 12/23/14
BLK	2 vs. Chaminade – 11/25/14
FGM	2, 4 times, last vs. UMass – 12/23/14
FGA	4 vs. Chaminade – 11/25/14
3PM	—
3PA	—
FTM	5 vs. SVU – 11/19/14
FTA	9 vs. SVU – 11/19/14

MISCELLANEOUS

	14-15	Career
Double-Figure Points	0 (0-0)	same
20-plus Points	0 (0-0)	same
Double-Figure Reb	0 (0-0)	same
Double-Doubles	0 (0-0)	same
3-plus Steals	0 (0-0)	same
3-plus Blocks	0 (0-0)	same
3-plus 3-point FG	0 (0-0)	same
Scoring Leader	0 (0-0)	same
Rebound Leader	0 (0-0)	same
Assist Leader	0 (0-0)	same

2014-15 GAME-BY-GAME

Opponent	Date	GS	Min	FG	FGA	Pct	3FG	FGA	Pct	FT	FTA	Pct	Off	Def	TR	Avg	PF	FO	A	TO	Blk	Stl	Pts	Avg	
Long Beach State	11/14/14		6	0	1	.000	0	0	.000	0	0	.000	1	0	1	1.0	3	0	0	1	0	0	0	0.0	
Arkansas-Little Rock	11/18/14		12	2	4	.500	0	0	.000	1	3	.333	3	1	4	2.5	2	0	0	1	0	0	5	2.5	
Southern Virginia	11/19/14		10	0	0	.000	0	0	.000	5	9	.556	0	4	4	3.0	1	0	1	2	0	0	5	3.3	
vs. San Diego State	11/24/14		15	1	3	.333	0	0	.000	1	4	.250	2	2	4	3.3	4	0	0	0	1	0	3	3.3	
vs. Chaminade	11/25/14		12	2	4	.500	0	0	.000	4	5	.800	4	2	6	3.8	2	0	0	3	2	0	8	4.2	
vs. Purdue	11/26/14		9	1	2	.500	0	0	.000	0	2	.000	1	3	4	3.8	4	0	0	0	1	0	2	3.8	
Eastern Kentucky	11/29/14																								
DNP																									
at Utah State	12/02/14		1	0	0	.000	0	0	.000	0	0	.000	0	0	0	3.3	0	0	0	0	0	0	0	3.3	
vs. Hawai'i	12/06/14		16	1	1	1.000	0	0	.000	2	2	1.000	2	2	4	3.4	3	0	0	2	0	1	4	3.4	
Utah	12/10/14		18	1	3	.333	0	0	.000	0	0	.000	1	0	1	3.1	3	0	0	0	0	1	2	3.2	
at Weber State	12/13/14		14	2	3	.667	0	0	.000	2	2	1.000	2	2	4	3.2	4	0	0	4	0	1	6	3.5	
Stanford	12/20/14		8	0	0	.000	0	0	.000	0	0	.000	0	2	2	3.1	2	0	0	0	1	0	0	3.2	
UMass	12/23/14		21	2	2	1.000	0	0	.000	2	2	1.000	1	0	1	2.9	3	0	0	0	1	2	6	3.4	
Gonzaga	12/27/14																								
Portland	12/29/14																								
at Santa Clara	01/01/15																								
at San Francisco	01/03/15																								
Pepperdine	01/08/15																								
Loyola Marymount	01/10/15																								
at Pacific	01/15/15																								
at Saint Mary's	01/17/15																								
at San Diego	01/24/15																								
San Francisco	01/29/15																								
Santa Clara	01/31/15																								
at Pepperdine	02/05/15																								
at Loyola Marymount	02/07/15																								
Saint Mary's	02/12/15																								
Pacific	02/14/15																								
San Diego	02/19/15																								
at Portland	02/26/15																								
at Gonzaga	02/28/15																								
Totals			0	142	12	23	.522	0	0	.000	17	29	.586	17	18	35	2.9	31	0	1	13	6	5	41	3.4

CAREER STATISTICS (ALL GAMES)

Year	GP	GS	Min	Avg	FG	FGA	Pct	3FG	FGA	Pct	FT	FTA	Pct	Off	Def	TR	Avg	PF	FO	A	TO	Blk	Stl	Pts	Avg
2014-15	12	0	142	11.8	12	23	.522	0	0	.000	17	29	.586	17	18	35	2.9	31	0	1	13	6	5	41	3.4
TOTAL	12	0	142	11.8	12	23	.522	0	0	.000	17	29	.586	17	18	35	2.9	31	0	1	13	6	5	41	3.4

CAREER STATISTICS (CONFERENCE GAMES)

Year	GP	GS	Min	Avg	FG	FGA	Pct	3FG	FGA	Pct	FT	FTA	Pct	Off	Def	TR	Avg	PF	FO	A	TO	Blk	Stl	Pts	Avg
2014-15																									
TOTAL																									

5 players scored in double figures

11/24/14 vs. SDSU, Haws 26, Collinsworth 21, Winder 14, Neilson 12, Fischer 11

6 players scored in double figures

1/19/14 vs. SVU, Toolson 15, Neilson 13, Haws 13, Fischer 10, Winder 10, Nixon 10

No players scored in double figures

2/21/05 at Air Force, 39-70 L

One player recorded a double-double

12/23/14 vs. UMass
Kyle Collinsworth, 18 points, 15 rebounds

Two players recorded a double-double

3/10/14 vs. San Francisco
Kyle Collinsworth, 18 points, 12 rebounds
Eric Mika, 11 points, 10 rebounds

One player recorded a triple-double

12/6/14 vs. Hawai'i
Kyle Collinsworth, 19 points, 12 rebounds, 10 assists

Two double-digit rebounders

3/10/14 vs. San Francisco
Collinsworth and Mika - 12 and 10 rebounds

Six players had 5 or more rebounds

1/1/11 vs. Fresno Pacific, C. Collinsworth-8, Rogers-5, Emery-5, Hartsock-5, Abouo-5, Davies-5

Five players had 6 or more rebounds

11/20/10 vs. Chicago State, Abouo-8, K. Collinsworth-7, Rogers-7, Anderson-6, C. Collinsworth-6, Davies-6

Four players had 9 or more rebounds

12/30/06 vs. Seton Hall, Cummond-12, Plaisted-9, Young-9, Ainge-9

Two players fouled out

11/26/14 vs. Purdue
Nate Austin, Luke Worthington

Three or more players fouled out

1/3/09 vs. Wake Forest
Chris Miles, Gavin MacGregor, Charles Abouo

A BYU player received a technical foul

12/2/14 at Utah State, Tyler Haws

An opponent player received a technical foul

12/2/14 at Utah State, Jojo McGlaston

BYU coach received a technical foul

11/26/13 vs. Wichita State, Dave Rose

An opponent Coach received a technical foul

11/18/14 vs. Arkansas-Little Rock

A BYU player ejected from a game

12/14/13 at Utah, Eric Mika (flagrant 2 foul)

An opponent player ejected from a game

2/1/14 vs. Saint Mary's, Garrett Jackson (flagrant 2 foul)

A coach ejected from the game

11/30/05 vs. Lamar (at Delta Center)
Lamar coach Billy Tubbs (2 technical fouls)

AT LEAST two players scored 20+ points

12/6/14 vs. Hawai'i, Haws 30, Fischer 20

Three players scored 20+ points

3/19/13 vs. Washington, Haws 37, Davies 22, Carlino 20

Four players scored 20+ points

1/13/79 vs. New Mexico, D. Ainge-27, Scott Runia-25, Devin Durrant-20, Alan Taylor-20

Two players scored 25+ points

3/18/10 vs. Florida-NCAA 1st Round
Jimmer Fredette 37, Michael Loyd, Jr. 26

A player scored 30+ points

12/6/14 vs. Hawai'i, Tyler Haws 30

A player scored 40+ points

1/23/14 at Portland, Tyler Haws 48

A player attempted 20 or more field goals

12/10/14 vs. Utah, Tyler Haws 22

A player with 5 or more steals

11/26/14 vs. Purdue, Kyle Collinsworth 6

A player had double-digit assists

12/6/14 vs. Hawai'i, Kyle Collinsworth 10

A player made double-digit free throws

12/6/14 vs. Hawai'i, Tyler Haws (10-10)

A player shot 100% at the free throw line (min. 8 atts)

12/6/14 vs. Hawai'i, Tyler Haws (10-10)

A player shot 100% from the floor (min. 5 atts)

1/7/12 vs. San Francisco, Brock Zylstra (8-8)

A player shot 100% on threes (min. 3 atts)

12/11/13 vs. Prairie View A&M, Anson Winder (3-3)

Did not make a three

3/8/14 vs. Loyola Marymount (0-12)

26 #BYUhoops**Last time opponent did not make a three**

2/2/08 at Wyoming (0-15)

BYU had six or fewer turnovers

12/2/14 at Utah State, 6

BYU committed 25-plus turnovers

12/15/07 vs. Pepperdine, 86-67 W (29)

BYU committed 11 or less team fouls in a game

1/21/12 at Pepperdine, 11

BYU scored 90 points

12/6/14 vs. Hawai'i, 90

BYU scored 100 points

11/25/14 vs. Chaminade, 121

BYU scored 110 points

11/25/14 vs. Chaminade, 121

BYU scored less than 50 points in a game

1/15/08 at UNLV 41-70 L

Held opponent to less than 50 points in a game

11/19/14 vs. SVU 101-48 W

BYU scored less than 40 points in a game

2/21/05 at Air Force 39-70 L

Held opponent to less than 40 points in a game

11/23/10 vs. Mississippi Valley State 83-36 W

Shot 60% from the field

1/18/14 at Santa Clara (.615) 32-52

Opponent shot 60% from the field

12/22/05 at Utah State (.600) 36-60

Shot 70% from the field in a half

3/6/10 at TCU (.720) 18-25

Did not miss a 2-point FG attempt in a half

2/23/04 vs. Air Force, 13-13 inside the arc, (14-17, .824 overall)

Shot less than 30% from the field

2/21/05 at Air Force, (.280), 14-50

Shot 100% from the free throw line

11/26/11 vs. Wisconsin (11-11)

Shot 90% from the free throw line (at least 10 attempts)

3/19/13 vs. Washington, (.913), 21-23

Shot less than 50% from the free throw line

2/8/14 vs. San Francisco, (.483), 14-29

Shot 60% on 3-pointers

12/13/14 at Weber State (.632), 12-19

Shot 70% on 3-pointers

12/11/13 vs. Prairie View A&M (.714), 10-14

Opponent scored less than 20 points in the 1st half

12/10/11 at Utah, 17 (25-17, 61-42 W)

Opponent scored less than 20 points in the 2nd half

11/10/13 vs. Pepperdine, 16 (46-16, 76-51 W)

BYU scored less than 20 points in the 1st half

2/21/05 at Air Force, 13 (BYU trailed 13-37)

BYU scored less than 20 points in the 2nd half

1/15/00 vs. Utah, 19

Opponent scored 50 or more points in a half

2/13/14 at Pacific, 54 (2nd half)

BYU scored 50 or more points in the first half

11/25/14 vs. Chaminade, 66

BYU scored 50 or more points in the second half

12/6/14 vs. Hawai'i, 53

BYU scored 60 or more points in the first half

11/25/14 vs. Chaminade, 66

BYU scored 60 or more points in the second half

12/2/14 at Utah State, 60

Won by 60 or more points (largest margin ever)

12/22/06 vs. W. Oregon (62) 102-40

Won by 50 or more points

11/19/14 vs. SVU (53) 101-48

Won by 40 or more points

11/19/14 vs. SVU (53) 101-48

Won by 30 or more points

11/25/14 vs. Chaminade (36) 121-85

Won by 25 or more points

11/25/14 vs. Chaminade (36) 121-85

Lost by 35-plus points

11/22/04 vs. North Carolina (36) 86-50

Lost by 30-plus points

2/21/05 at Air Force (31) 39-70

Lost by 25-plus points

1/15/08 at UNLV (29) 70-41

Played an overtime game

12/23/14 vs. UMass, 77-71 W (OT)

Won in single overtime

12/23/14 vs. UMass, 77-71 W (OT)

Lost in overtime

11/26/14 vs. Purdue, 85-87 L (OT)

Played a double OT game

11/24/14 vs. San Diego State, 87-92 L (2OT)

Played a triple OT game

1/23/14 at Portland, 114-110 L (3OT)

Won 15-straight games

2009-10 (15)

Won 10-straight games

2010-11 (10)

Lost 3-straight games

2013-14 @ Oregon, @ LMU, @ Pepperdine

Lost 4-straight games

2013-14 @ Utah, @ Oregon, @ LMU, @ Pepperdine

Lost 5-straight games

2004-05 @ UNM, @ AFA, @ Utah, UNLV, vs. UNM (at MWC)

Lost 9-straight games

1997-98

Lost 10-straight games

1996-97 (21) - school record

Played an NCAA tournament game

3/20/14 vs. Oregon-NCAA 2nd Round, 68-87

Won an NCAA Tournament game

3/13/12 vs. Iona-NCAA 1st Round, 78-72

Won two NCAA Tournament games

1980-81 Princeton 60-51, UCLA 78-55, Notre Dame 51-50, then lost to Virginia 60-74
Wofford 74-66, Gonzaga 89-67

Won three NCAA Tournament games

1980-81 Princeton 60-51, UCLA 78-55, Notre Dame 51-50, then lost to Virginia 60-74

Played in the NIT

4/2/13 vs. Baylor, 76-70 L

Won an NIT game

3/27/13 at Southern Miss 79-62 W

Won two NIT games

2012-13 Washington, 90-79, Mercer 90-79, Southern Miss 79-62

Won three NIT games

2012-13 Advanced to NIT semifinals
1965-66 NIT CHAMPIONS
1950-51 NIT CHAMPIONS

Won a conference tournament

2000-01

Won a regular season conference title

2010-11

Won a conference regular season outright

2007-08

Defeated a ranked team

2/20/14 vs. Gonzaga (25/22), 73-65

Defeated a ranked team at home

2/20/14 vs. Gonzaga (25/22), 73-65

Defeated a ranked team on the road

2/26/11 at SDSU (6/4), 80-67

Was ranked in the top 25 AP Poll

3/14/11 Ranked 10th

Was ranked in the top 25 Coaches Poll

3/29/11 Ranked 13th

Finished season ranked in the top 25 polls

2010-11 10th (AP), 13th (Coaches)

Official Basketball Box Score -- Game Totals -- Final Statistics
Long Beach State vs BYU
11/14/14 5:05 pm at Provo, Utah, Marriott Center

Long Beach State 90 • 0-1

#	Player	Total			3-Ptr			Rebounds			PF	TP	A	TO	Blk	Stl	Min
		FG-FGA	FT-FTA	FT-FTA	FG-FGA	FT-FTA	Off	Def	Off	Def							
05	Caffey, Mike	* 10-16	4-5	2-3	3	2	5	3	26	6	7	0	5	33			
11	Samuels, David	* 4-7	0-0	0-0	2	1	3	2	8	0	2	1	0	18			
14	Jones, Branford	* 2-5	0-1	0-0	0	3	3	4	2	2	0	1	1	25			
31	LaSalle, McKay	* 5-8	5-8	1-2	0	1	1	2	16	1	0	0	1	32			
35	Williams, Jack	* 4-7	2-4	0-0	1	1	2	3	10	1	1	0	1	20			
04	Yussuf, Temidayo	0-1	0-0	4-8	1	2	3	5	4	0	1	1	0	13			
12	McKnight, Eric	2-4	0-0	0-0	1	2	3	3	4	0	1	1	0	19			
13	North, Deontae	5-12	2-4	4-6	1	3	4	3	16	2	3	0	2	30			
21	Bibbins, Justin	1-1	0-0	0-0	0	0	0	1	2	3	1	0	0	10			
Team					2	3	5										
Totals		33-61	13-22	11-20	11	18	29	25	90	15	18	3	10	200			

FG % 1st Half: 16-32 50.0% 2nd half: 17-29 58.6% Game: 33-61 54.1% Deadball
 3FG % 1st Half: 7-12 58.3% 2nd half: 6-10 60.0% Game: 13-22 59.1% Rebounds
 FT % 1st Half: 8-15 53.3% 2nd half: 3-5 60.0% Game: 11-20 55.0%

BYU 95 • 1-0

#	Player	Total			3-Ptr			Rebounds			PF	TP	A	TO	Blk	Stl	Min
		FG-FGA	FT-FTA	FT-FTA	FG-FGA	FT-FTA	Off	Def	Off	Def							
01	FISCHER, Chase	* 4-9	4-8	5-5	0	3	3	17	5	2	0	1	31				
03	HAWS, Tyler	* 7-13	2-5	5-6	0	3	3	21	1	4	1	3	33				
05	COLLINSWORTH, Kyle	* 3-6	0-1	0-0	1	1	2	3	6	1	5	0	1	13			
33	AUSTIN, Nate	* 1-3	1-1	3-4	3	6	9	2	6	3	1	2	0	26			
41	WORTHINGTON, Luke	* 1-2	0-0	0-0	1	1	2	2	2	0	1	0	0	13			
12	SHARP, Josh	0-0	0-0	0-0	0	0	0	0	0	0	0	0	0	4			
15	TOOLSON, Jake	0-0	0-0	0-0	0	2	2	0	0	0	0	0	0	4			
20	WINDER, Anson	4-7	2-4	2-3	0	6	6	1	12	2	0	0	1	24			
23	HALFORD, Skyler	5-7	2-3	6-6	0	0	0	3	18	7	2	0	0	24			
24	BARTLEY IV, Frank	1-2	0-1	1-2	0	1	1	0	3	0	1	0	0	4			
30	NIXON, Dalton	0-1	0-1	0-0	0	1	1	2	0	0	0	0	0	7			
35	NEILSON, Isaac	2-3	0-0	6-7	1	0	1	0	10	0	0	0	0	11			
44	KAUFUSI, Corbin	0-1	0-0	0-0	1	0	1	3	0	0	1	0	0	6			
Team					2	0	2										
Totals		28-54	11-24	28-33	9	24	33	22	95	19	17	3	6	200			

FG % 1st Half: 14-26 53.8% 2nd half: 14-28 50.0% Game: 28-54 51.9% Deadball
 3FG % 1st Half: 5-12 41.7% 2nd half: 6-12 50.0% Game: 11-24 45.8% Rebounds
 FT % 1st Half: 13-15 86.7% 2nd half: 15-16 83.3% Game: 28-33 84.8%

Officials: Brady Chelette, Martin Cichocki, Ryan McCarty
 Technical fouls: Long Beach State-None. BYU-None.
 Attendance: 16778

Score by periods	1st	2nd	Total
Long Beach State	47	43	90
BYU	46	49	95

	Points	In	Off	2nd	Fast	Bench
	LBSU	Paint	T/O	Chance	Break	
BYU	34	15	13	7	26	43
BYU	24	19	4	9	43	

Last FG - LBSU 2nd-00:00, BYU 2nd-00:54.
 Largest lead - LBSU by 5 1st-06:48, BYU by 10 2nd-04:57.
 LBSU led for 05:51. BYU led for 30:38. Game was tied for 03:24.
 Score tied - 9 times.
 Lead changed - 10 times.

Official Basketball Box Score -- Game Totals -- Final Statistics
Arkansas-Little Rock vs BYU
11/18/14 7:35 pm at Provo, Utah, Marriott Center

Arkansas-Little Rock 62 • 1-1

#	Player	Total			3-Ptr			Rebounds			PF	TP	A	TO	Blk	Stl	Min
		FG-FGA	FT-FTA	FT-FTA	FG-FGA	FT-FTA	Off	Def	Off	Def							
00	Woods, Roger	* 6-11	2-3	5-7	2	7	9	0	19	0	2	1	1	19			
14	Thomas, J.T.	* 1-7	0-2	0-0	0	0	0	1	2	6	1	0	1	22			
22	Reid, James	* 4-7	2-4	0-0	0	3	3	3	10	0	1	0	0	29			
24	Dillard, Ben	* 0-4	0-3	4-4	0	0	0	2	4	3	2	0	0	23			
33	White, James	* 3-9	0-0	0-0	1	8	9	2	6	0	4	2	0	27			
01	Brown, Andre	0-0	0-0	0-0	0	0	0	0	0	0	0	0	0	3			
02	Washington, Jerron	1-1	0-0	1-2	0	0	0	1	3	0	1	0	0	3			
03	Hagins, Josh	2-9	1-3	0-0	0	1	1	1	5	1	0	0	0	21			
10	Hill, Maurius	2-4	1-1	1-2	3	1	4	2	6	0	2	0	1	16			
11	Smith, DeVonte	0-2	0-0	0-0	0	1	1	1	0	0	0	0	0	18			
21	Isom, Mareik	1-5	0-2	3-4	1	0	1	2	5	0	1	0	1	13			
55	Leeper, Gus	1-2	0-0	0-0	0	0	0	3	2	0	0	1	0	6			
Team					2	3	5	1									
Totals		21-61	6-18	14-19	9	24	33	19	62	10	14	4	3	200			

FG % 1st Half: 8-31 25.8% 2nd half: 13-30 43.3% Game: 21-61 34.4% Deadball
 3FG % 1st Half: 2-9 22.2% 2nd half: 4-9 44.4% Game: 4-9 44.4% Rebounds
 FT % 1st Half: 10-12 83.3% 2nd half: 4-7 57.1% Game: 14-19 73.7%

BYU 91 • 2-0

#	Player	Total			3-Ptr			Rebounds			PF	TP	A	TO	Blk	Stl	Min
		FG-FGA	FT-FTA	FT-FTA	FG-FGA	FT-FTA	Off	Def	Off	Def							
01	FISCHER, Chase	* 7-12	4-7	1-1	0	2	2	1	19	1	2	0	1	28			
03	HAWS, Tyler	* 6-11	1-4	5-6	0	4	4	0	18	5	1	0	2	30			
05	COLLINSWORTH, Kyle	* 2-5	0-0	1-4	3	5	8	3	5	6	4	0	1	17			
33	AUSTIN, Nate	* 4-4	0-0	0-0	2	9	11	2	8	0	0	0	2	30			
41	WORTHINGTON, Luke	* 3-7	0-0	1-2	1	3	4	2	7	0	0	0	1	16			
10	ANDRUS, Ryan	0-0	0-0	0-0	0	0	0	0	0	0	0	0	0	1			
12	SHARP, Josh	1-1	0-0	1-2	1	0	1	3	3	0	0	0	0	5			
15	TOOLSON, Jake	1-1	1-1	0-0	1	2	3	0	3	1	1	0	1	10			
20	WINDER, Anson	4-9	1-4	0-0	0	5	5	2	9	2	0	0	1	18			
23	HALFORD, Skyler	2-6	0-3	0-0	0	0	0	0	4	3	2	0	0	16			
24	BARTLEY IV, Frank	1-1	0-0	0-1	0	1	1	0	2	2	0	0	0	4			
30	NIXON, Dalton	2-3	0-0	0-0	0	0	0	1	4	1	0	0	0	7			
35	NEILSON, Isaac	2-5	0-1	0-1	1	1	2	2	4	1	0	0	0	6			
44	KAUFUSI, Corbin	2-4	0-0	1-3	3	1	4	2	5	0	1	0	0	12			
Team					1	1	2										
Totals		37-69	7-20	10-20	13	34	47	18	91	22	11	0	9	200			

FG % 1st Half: 14-30 46.7% 2nd half: 23-39 59.0% Game: 37-69 53.6% Deadball
 3FG % 1st Half: 2-6 33.3% 2nd half: 5-14 35.7% Game: 7-20 35.0% Rebounds
 FT % 1st Half: 7-14 50.0% 2nd half: 3-6 50.0% Game: 10-20 50.0%

Officials: Michael Irving, Sam Haddad, Kevin Brill
 Technical fouls: Arkansas-Little Rock-TEAM 2. BYU-None.
 Attendance: 12469

Score by periods	1st	2nd	Total
Arkansas-Little Rock	28	34	62
BYU	37	54	91

	Points	In	Off	2nd	Fast	Bench
	UALR	Paint	T/O	Chance	Break	
BYU	20	7	13	0	21	
BYU	52	24	10	14	34	

Last FG - UALR 2nd-00:05, BYU 2nd-00:30.
 Largest lead - UALR by 3 1st-19:37, BYU by 31 2nd-00:30.
 UALR led for 01:31. BYU led for 35:27. Game was tied for 03:02.
 Score tied - 5 times.
 Lead changed - 1 time.

Official Basketball Box Score -- Game Totals -- Final Statistics
Southern Virginia vs BYU
11/19/14 7:05 pm at Provo, Utah, Marriott Center

Southern Virginia 48 • 1-1, 0-0

#	Player	Total			3-Ptr			Rebounds			PF	TP	A	TO	Blk	Stl	Min
		FG-FGA	FT-FTA	FT-FTA	FG-FGA	FT-FTA	Off	Def	Off	Def							
01	Preston Eaton	* 2-11	0-3	7-8	2	3	5	2	11	3	1	0	0	24			
04	Wesley Evans	* 1-4	1-3	0-0	0	0	0	3	3	0	0	0	3	20			
21	Kaleio Manuela	* 1-4	0-1	0-0	1	3	4	4	2	0	0	0	0	19			
30	Kevin Walker	* 1-5	0-1	0-0	2	0	2	2	2	1	0	0	2	20			
45	Justin Langford	* 2-2	0-0	0-0	1	1	2	2	4	0	1	0	0	11			
02	Cody Hosier	0-3	0-2	0-0	1	0	1	0	0	1	0	1	0	8			
05	Kyle Dragnich	0-3															

Official Basketball Box Score -- Game Totals -- Final Statistics
BYU vs Chaminade
11-25-14 11:30 a.m. at Lahaina Civic Center, Maui, Hawaii

BYU 121 • 4-1

#	Player	Total		3-Ptr		Rebounds			PF	TP	A	TO	Blk	Stl	Min
		FG	FGA	FG	FGA	Off	Def	Tot							
33	AUSTIN, Nate	f	1-1	0-0	2-2	1	6	7	1	4	3	0	0	0	17
41	WORTHINGTON, Luke	f	2-3	0-0	0-0	1	0	1	1	4	0	1	0	0	8
01	FISCHER, Chase	g	10-14	10-13	0-0	0	0	0	2	30	3	0	0	1	23
03	HAWS, Tyler	g	6-7	1-2	6-6	1	0	1	2	19	3	0	0	0	16
05	COLLINSWORTH, Kyle	g	4-10	0-0	6-7	3	5	8	1	14	6	3	0	21	21
02	ELLIS, Jordan	g	0-0	0-0	0-0	0	2	2	0	0	1	0	0	0	5
10	ANDRUS, Ryan	g	0-0	0-0	0-0	1	1	2	0	0	1	0	0	0	3
15	SHARP, Josh	g	0-0	0-0	1-2	1	1	2	1	0	0	0	0	2	7
12	TOOLSON, Jake	g	3-9	2-5	0-0	0	2	2	0	8	1	0	0	0	12
20	WINDER, Anson	g	7-11	2-3	2-3	1	7	8	3	18	3	2	1	2	24
23	HALFORD, Skyler	g	1-4	1-2	0-0	1	0	1	2	3	4	3	0	2	10
24	BARTLEY IV, Frank	g	0-1	0-1	0-0	0	2	2	0	3	1	0	0	0	11
30	NIXON, Dalton	g	3-5	0-2	1-1	0	3	3	3	7	1	1	0	0	16
35	NEILSON, Isaac	g	2-5	1-1	0-0	2	3	2	2	5	0	0	0	0	15
44	KAUFUSI, Corbin	g	2-4	0-0	4-5	4	2	6	2	8	0	3	2	0	12
	Team					0	1	1							
	Totals		41-74	17-29	22-26	15	35	50	23	121	28	15	4	10	200

FG % 1st Half: 23-37 62.2% 2nd half: 18-37 48.6% Game: 41-74 55.4% Deadball Rebounds 0
 3FG % 1st Half: 14-18 77.8% 2nd half: 10-19 52.6% Game: 17-29 58.6%
 FT % 1st Half: 6-8 75.0% 2nd half: 16-18 88.9% Game: 22-26 84.6%

Chaminade 85 • 2-2

#	Player	Total		3-Ptr		Rebounds			PF	TP	A	TO	Blk	Stl	Min
		FG	FGA	FG	FGA	Off	Def	Tot							
25	Eteuati, Frankie	f	3-8	0-1	2-4	1	4	5	2	8	1	0	2	0	19
05	Bailey, Lee	g	2-6	1-1	5-6	0	4	4	2	10	2	5	0	2	25
14	Kuany, Kuany	g	5-13	1-3	3-4	1	3	4	3	14	2	2	1	0	29
23	Hu, Kevin	g	2-5	1-2	3-5	0	0	0	4	8	0	2	0	1	14
33	Shastri, Kiran	g	4-11	3-10	5-6	0	2	2	1	16	1	2	1	2	26
01	Boyd, De'Von	g	1-3	0-1	2-2	0	0	0	0	4	0	0	1	0	6
02	Pu ulei-Auld, Kahanu	g	2-5	0-1	0-0	1	1	2	2	4	1	1	0	2	11
03	Harper, James	g	2-6	1-1	1-3	2	2	4	1	6	1	1	0	0	15
10	Mathew, AJ	g	0-1	0-0	0-0	0	0	0	0	0	1	0	0	1	8
11	Ware, David	g	0-0	0-0	1-1	1	2	3	15	1	1	0	0	1	18
12	Rosen, Arnu	g	0-0	0-0	0-0	0	1	1	2	0	0	0	0	0	4
15	Sakazaki, Michael	g	0-2	0-0	0-0	0	1	1	1	0	0	0	0	0	4
22	Louder, Michael	g	0-2	0-0	0-0	2	0	2	3	0	0	1	1	0	16
24	Pedroso, Oscar	g	0-3	0-2	0-0	0	0	0	0	0	0	0	0	0	5
	Team					8	3	11							
	Totals		27-72	10-25	21-30	16	22	38	24	85	10	15	6	10	200

FG % 1st Half: 14-36 38.9% 2nd half: 13-36 36.1% Game: 27-72 37.5% Deadball Rebounds 3
 3FG % 1st Half: 7-13 53.8% 2nd half: 3-11 27.3% Game: 10-25 40.0%
 FT % 1st Half: 8-16 50.0% 2nd half: 13-14 92.9% Game: 21-30 70.0%

Officials: Dick Cartnell, Wally Rutecki, Sean Hull
 Technical fouls: BYU-None. Chaminade-None.
 Attendance: 2400
 Chase Fischer's 10 3 pointers ties EA Sports Maui Invitational record, tying Notre Dame's Kyle McAlmarney (2008) and Chaminade's Christophe Varidel (2013)
 Fischer's 10 3 pointers also breaks BYU school record of 9 (Jimmer Fredette)

Score by periods	1st	2nd	Total
BYU	66	55	121
Chaminade	43	42	85

Official Basketball Box Score -- Game Totals -- Final Statistics
PURDUE vs BYU
11-26-14 12 p.m. at Lahaina Civic Center, Maui, Hawaii

PURDUE 87 • 5-1

#	Player	Total		3-Ptr		Rebounds			PF	TP	A	TO	Blk	Stl	Min
		FG	FGA	FG	FGA	Off	Def	Tot							
12	Edwards, Vince	f	7-9	3-5	8-9	3	6	9	3	25	2	2	0	0	41
20	Hammons, A.J.	c	5-10	0-1	2-4	2	2	4	4	12	1	3	4	0	20
00	Octeus, Jon	g	4-10	0-2	0-0	2	2	4	4	8	3	2	2	1	34
21	Stevens, Kendall	g	1-9	1-5	1-2	1	4	5	1	4	1	2	1	1	32
35	Davis, Raphael	g	4-10	0-1	10-11	0	4	4	3	18	1	4	0	2	35
01	Scott, Bryson	g	0-1	0-0	2-2	0	0	0	0	2	2	0	0	1	6
03	Thompson, P.J.	g	1-3	1-2	1-2	0	1	1	1	4	1	1	0	1	16
05	Smotherman, Basil	g	0-0	0-0	0-0	0	0	0	0	0	2	0	0	0	8
31	Mathias, Dakota	g	1-2	0-1	0-0	0	2	2	3	2	1	0	0	0	11
44	Haas, Isaac	g	4-5	0-0	4-6	1	1	2	4	12	0	2	1	0	22
	Team					3	4	7							
	Totals		27-59	5-17	28-36	12	26	38	23	87	14	17	8	6	225

FG % 1st Half: 14-28 50.0% 2nd half: 10-24 41.7% OT: 3-7 42.9% Game: 27-59 45.8% Deadball Rebounds 4
 3FG % 1st Half: 3-7 42.9% 2nd half: 2-9 22.2% OT: 0-1 0.0% Game: 5-17 29.4%
 FT % 1st Half: 9-10 90.0% 2nd half: 19-26 73.1% OT: 0-0 0.0% Game: 28-36 77.8%

BYU 85 • 4-2

#	Player	Total		3-Ptr		Rebounds			PF	TP	A	TO	Blk	Stl	Min
		FG	FGA	FG	FGA	Off	Def	Tot							
33	AUSTIN, Nate	f	2-2	0-0	3-4	3	3	6	5	7	1	0	0	1	23
41	WORTHINGTON, Luke	f	0-1	0-0	3-4	1	2	3	5	3	1	1	0	1	20
01	FISCHER, Chase	g	2-11	2-11	1-2	0	3	3	1	7	2	3	0	1	38
03	HAWS, Tyler	g	9-19	1-3	13-14	0	5	5	0	32	2	2	3	0	40
05	COLLINSWORTH, Kyle	g	3-10	0-1	3-4	1	3	4	4	9	8	4	1	6	40
20	WINDER, Anson	g	7-9	3-3	1-2	0	1	1	3	18	0	0	0	0	34
23	HALFORD, Skyler	g	0-1	0-1	0-0	0	0	0	0	1	0	1	0	0	2
24	BARTLEY IV, Frank	g	0-0	0-0	0-0	0	0	0	0	0	0	0	0	0	0+
30	NIXON, Dalton	g	1-2	1-1	0-0	1	0	1	3	3	0	0	0	0	6
35	NEILSON, Isaac	g	2-5	0-1	0-0	1	2	3	4	4	0	0	2	0	13
44	KAUFUSI, Corbin	g	1-2	0-0	0-2	1	3	4	4	2	0	0	1	0	9
	Team					3	0	3							
	Totals		27-62	7-21	24-32	11	22	33	30	85	14	11	7	9	225

FG % 1st Half: 11-29 37.9% 2nd half: 15-28 53.6% OT: 1-5 20.0% Game: 27-62 43.5% Deadball Rebounds 5
 3FG % 1st Half: 3-10 30.0% 2nd half: 4-10 40.0% OT: 0-1 0.0% Game: 7-21 33.3%
 FT % 1st Half: 10-16 62.5% 2nd half: 12-14 85.7% OT: 2-2 100.0% Game: 24-32 75.0%

Officials: Dick Cartnell, Wally Rutecki, Ryan Wells
 Technical fouls: PURDUE-None. BYU-None.
 Attendance: 2400

Score by periods	1st	2nd	OT	Total
PURDUE	40	41	6	87
BYU	35	46	4	85

Official Basketball Box Score -- Game Totals -- Final Statistics
Eastern Kentucky vs BYU
11/29/14 7:35 pm at Provo, Utah, Marriott Center

Eastern Kentucky 76 • 4-1, 0-0

#	Player	Total		3-Ptr		Rebounds			PF	TP	A	TO	Blk	Stl	Min
		FG	FGA	FG	FGA	Off	Def	Tot							
02	WALDEN, Corey	*	3-9	0-4	9-10	2	0	2	4	15	7	5	0	2	36
05	McGLONE, Isaac	*	1-2	1-2	0-0	0	1	1	4	3	2	1	0	1	24
22	KNIPP, Timmy	*	4-6	2-4	0-0	1	4	5	0	10	1	2	1	1	27
32	POWELL, Ja'Mill	*	7-13	3-5	6-9	1	2	3	4	23	0	2	0	1	28
42	STUTZ, Eric	*	4-5	0-0	2-2	0	1	1	3	10	1	3	0	1	25
03	RICHARDSON, Denzel	*	1-4	0-1	0-0	1	2	3	0	2	0	2	0	0	17
04	MATTHEWS, Tommy	*	0-0	0-0	0-0	0	0	0	0	0	0	0	0	0	1
11	BABB-HARRISON, Jayle	*	2-5	1-3	0-0	0	2	2	2	5	1	2	0	0	14
13	NORL, Daniel	*	0-0	0-0	0-0	0	0	0	0	1	0	0	0	0	5
23	HOOD, Jonathan	*	1-4	1-4	0-0	0	0	0	0	3	0	0	0	0	11
33	MUFF, Deverin	*	1-1	1-1	2-2	0	2	2	2	5	0	0	3	2	12
	Team					0	2	2							
	Totals		24-49	9-24	19-23	5	16	21	20	76	13	17	4	8	200

FG % 1st Half: 11-21 52.4% 2nd half: 13-28 46.4% Game: 24-49 49.0% Deadball Rebounds 2
 3FG % 1st Half: 4-12 33.3% 2nd half: 5-12 41.7% Game: 9-24 37.5%
 FT % 1st Half: 4-4 100.0% 2nd half: 15-19 78.9% Game: 19-23 82.6%

BYU 90 • 5-2, 0-0

#	Player	Total		3-Ptr		Rebounds			PF	TP	A	TO	Blk	Stl	Min
		FG	FGA	FG	FGA	Off	Def	Tot							
01	FISCHER, Chase	*	7-12	4-8	2-3	0	3	3	2	20	2	3	0	0	27
03	HAWS, Tyler	*	10-15	4-8	2-2	2	2	4	1	26	4	2	0	0	31
05	COLLINSWORTH, Kyle	*	3-5	1-1	4-5	1	3	4	2	11	5	4	0	3	23
33	AUSTIN, Nate	*	0-0	0-0	0-0	0	2	2	0	1	2	0	1	0	

Official Basketball Box Score -- Game Totals -- Final Statistics
Hawaii vs BYU
12/06/14 4:05 pm at Salt Lake City, EnergySolutions Arena

Hawaii 70 • 7-3, 0-0

#	Player	Total		3-Ptr		Rebounds			PF	TP	A	TO	Blk	Stl	Min
		FG-FGA	FG-FGA	FT-FTA	Off	Def	Tot								
01	Nevels, Garrett	* 4-11	2-6	2-2	0	3	3	2	12	1	1	0	0	29	
05	Bobbitt, Roderick	* 5-12	0-3	5-7	2	2	4	4	15	7	4	0	5	33	
11	Smith, Quincy	* 1-5	0-0	2-2	1	2	3	1	4	1	1	0	1	26	
23	Valdes, Aaron	* 8-14	2-2	6-8	3	4	7	4	24	2	2	0	1	33	
25	Thomas, Mike	* 4-9	0-0	0-0	2	3	5	4	8	1	0	1	4	26	
00	Fleming, Isaac	3-10	1-4	0-0	0	2	2	1	7	3	3	0	1	24	
02	Filipovich, Niko	0-1	0-1	0-0	0	1	1	1	0	0	0	0	0	4	
03	Jawano, Brandon	0-2	0-2	0-0	0	0	0	1	0	0	0	0	0	7	
15	Ovotoc, Stefan	0-2	0-0	0-1	0	2	2	2	0	1	1	1	1	18	
Team					1	2	3								
Totals		25-66	5-18	15-20	9	21	30	20	70	16	12	2	13	200	

FG % 1st Half: 12-32 37.5% 2nd half: 13-34 38.2% Game: 25-66 37.9% Deadball Rebounds 1
 3FG % 1st Half: 4-10 40.0% 2nd half: 1-8 12.5% Game: 5-18 27.8%
 FT % 1st Half: 2-4 50.0% 2nd half: 13-16 81.3% Game: 15-20 75.0%

BYU 90 • 7-2, 0-0

#	Player	Total		3-Ptr		Rebounds			PF	TP	A	TO	Blk	Stl	Min
		FG-FGA	FG-FGA	FT-FTA	Off	Def	Tot								
01	FISCHER, Chase	* 6-11	4-9	4-5	1	4	5	2	20	5	3	0	3	32	
03	HAWS, Tyler	* 9-17	2-5	10-10	2	5	7	2	30	1	1	0	1	34	
05	COLLINSWORTH, Kyle	* 8-14	1-2	2-4	2	10	12	1	19	10	6	2	1	35	
33	AUSTIN, Nate	* 0-0	0-0	0-0	0	4	4	1	0	0	0	0	0	10	
41	WORTHINGTON, Luke	* 0-1	0-0	0-0	0	1	1	3	0	0	0	0	0	12	
02	ELLIS, Jordan	0-0	0-0	0-0	0	0	0	0	0	1	1	0	0	1	
10	ANDRUS, Ryan	0-1	0-0	0-0	1	0	1	0	0	0	0	0	0	1	
12	SHARP, Josh	1-1	0-0	0-0	0	0	0	1	2	0	0	0	0	2	
15	TOOLSON, Jake	0-0	0-0	0-0	1	1	2	0	0	0	0	0	0	7	
20	WINDER, Anson	4-10	2-6	1-2	1	4	5	3	11	6	2	1	2	31	
23	HALFORD, Skyler	0-2	0-1	2-2	0	2	2	3	2	0	1	0	0	10	
24	BARTLEY IV, Frank	0-1	0-1	2-2	0	1	1	1	2	0	1	0	0	6	
30	NIXON, Dalton	0-1	0-0	0-0	0	1	1	1	0	0	0	0	0	2	
35	NEILSON, Isaac	0-0	0-0	0-0	2	2	2	0	0	2	0	0	0	1	
44	KAUFUSI, Corbin	1-1	0-0	2-2	2	2	4	3	4	0	2	0	1	16	
Team					1	1	2								
Totals		29-60	9-24	23-27	13	36	49	21	90	23	19	3	8	200	

FG % 1st Half: 14-34 41.2% 2nd half: 15-26 57.7% Game: 29-60 48.3% Deadball Rebounds 1
 3FG % 1st Half: 4-14 28.6% 2nd half: 5-10 50.0% Game: 9-24 37.5%
 FT % 1st Half: 5-6 83.3% 2nd half: 18-21 85.7% Game: 23-27 85.2%

Officials: Frank Harvey, Nate Harris, Scott Brown
 Technical fouls: Hawaii-None. BYU-None.
 Attendance: 13623

Score by periods	1st	2nd	Total
Hawaii	30	40	70
BYU	37	53	90

Last FG - UH 2nd-00:26, BYU 2nd-00:21.
 Largest lead - UH by 9 1st-06:23, BYU by 24 2nd-01:44.
 UH led for 10:24. BYU led for 27:30. Game was tied for 02:00.

Score tied - 3 times.
 Lead changed - 5 times.

Official Basketball Box Score -- Game Totals -- Final Statistics
Utah vs BYU
12/10/14 7:05 pm at Provo, Utah, Marriott Center

Utah 65 • 7-1, 0-0

#	Player	Total		3-Ptr		Rebounds			PF	TP	A	TO	Blk	Stl	Min
		FG-FGA	FG-FGA	FT-FTA	Off	Def	Tot								
11	TAYLOR, Brandon	* 1-7	1-6	0-2	0	2	2	1	3	2	1	0	1	28	
20	REYES, Chris	* 2-2	0-0	0-0	0	1	1	0	4	0	0	1	0	13	
25	OGBE, Kenneth	* 2-5	0-0	3-3	1	3	4	1	7	1	1	0	0	22	
42	POELTL, Jakob	* 3-5	0-0	0-3	1	6	7	1	6	0	4	2	0	27	
55	WRIGHT, Delon	* 6-10	0-3	6-7	2	9	11	1	18	3	4	2	2	37	
00	CHAPMAN, Brekkott	3-5	0-0	2-2	2	4	4	4	8	0	0	0	2	13	
01	WRIGHT, Isaiah	1-2	0-1	0-0	0	0	0	1	2	1	1	0	0	8	
14	TUCKER, Dakarai	1-6	1-4	2-4	0	6	6	1	5	1	2	1	0	27	
31	BACHYNSKI, Dallin	0-1	0-0	5-6	1	1	2	1	5	0	1	0	0	16	
35	KUZMA, Kyle	3-5	0-0	1-3	0	1	1	3	7	1	1	0	0	9	
Team					2	3	5								
Totals		22-48	2-14	19-30	9	34	43	14	65	9	15	6	5	200	

FG % 1st Half: 11-27 40.7% 2nd half: 11-21 52.4% Game: 22-48 45.8% Deadball Rebounds 7
 3FG % 1st Half: 0-8 0.0% 2nd half: 2-6 33.3% Game: 2-14 14.3%
 FT % 1st Half: 8-10 80.0% 2nd half: 11-20 55.0% Game: 19-30 63.3%

BYU 61 • 7-3, 0-0

#	Player	Total		3-Ptr		Rebounds			PF	TP	A	TO	Blk	Stl	Min
		FG-FGA	FG-FGA	FT-FTA	Off	Def	Tot								
01	FISCHER, Chase	* 1-5	1-5	0-0	0	0	0	4	3	1	1	0	0	22	
03	HAWS, Tyler	* 9-22	3-5	2-3	2	6	8	3	23	1	2	1	0	39	
05	COLLINSWORTH, Kyle	* 7-15	1-2	2-5	1	8	9	2	17	5	2	1	1	38	
33	AUSTIN, Nate	* 0-0	0-0	0-0	0	0	0	0	0	0	0	0	0	0+4	
41	WORTHINGTON, Luke	* 0-1	0-0	2-2	0	1	2	2	0	1	1	0	1	12	
12	SHARP, Josh	0-1	0-0	0-0	0	0	0	2	0	0	0	1	0	7	
20	WINDER, Anson	4-8	2-5	0-0	2	2	4	3	10	2	0	0	2	32	
23	HALFORD, Skyler	1-4	0-1	0-0	0	2	2	0	2	2	0	0	3	12	
24	BARTLEY IV, Frank	1-3	0-1	0-0	1	0	1	1	2	0	1	0	0	10	
35	NEILSON, Isaac	0-3	0-1	0-0	0	0	0	1	0	0	0	0	0	10	
44	KAUFUSI, Corbin	1-3	0-0	0-0	1	0	1	3	2	0	0	0	1	18	
Team					2	2	4								
Totals		24-65	7-20	6-10	10	21	31	21	61	12	7	3	8	200	

FG % 1st Half: 12-28 42.9% 2nd half: 12-37 32.4% Game: 24-65 36.9% Deadball Rebounds 1
 3FG % 1st Half: 3-8 37.5% 2nd half: 4-12 33.3% Game: 7-20 35.0%
 FT % 1st Half: 4-6 66.7% 2nd half: 2-4 50.0% Game: 6-10 60.0%

Officials: Michael Reed, Michael Irving, Rick Batsell
 Technical fouls: Utah-None. BYU-None.
 Attendance: 20900

Score by periods	1st	2nd	Total
Utah	30	35	65
BYU	31	30	61

	In	Off	2nd	Fast	Bench
Points	Paint	T/O	Chance	Break	
Utah	32	13	7	6	27
BYU	26	24	10	8	16

Last FG - UTAH 2nd-03:42, BYU 2nd-00:18.
 Largest lead - UTAH by 13 1st-10:18, BYU by 4 2nd-18:04.
 UTAH led for 33:50. BYU led for 04:00. Game was tied for 01:57.

Official Basketball Box Score -- Game Totals -- Final Statistics
BYU vs Weber State
12/13/14 7:05 p.m. at Ogden, Utah (Dee Events Center)

BYU 76 • 8-3

#	Player	Total		3-Ptr		Rebounds			PF	TP	A	TO	Blk	Stl	Min
		FG-FGA	FG-FGA	FT-FTA	Off	Def	Tot								
03	HAWS, Tyler	f 5-10	1-2	8-10	2	5	7	1	19	5	4	0	1	31	
35	NEILSON, Isaac	f 5-9	4-5	1-2	1	5	6	4	15	0	0	1	2	26	
41	WORTHINGTON, Luke	c 0-2	0-0	2-2	0	1	1	4	2	0	1	0	1	18	
01	FISCHER, Chase	g 4-8	4-7	1-2	0	0	0	3	13	4	1	0	0	33	
05	COLLINSWORTH, Kyle	g 1-2	0-0	0-0	0	2	2	4	2	2	4	0	1	19	
20	WINDER, Anson	4-7	1-3	0-1	0	5	5	2	9	2	1	0	1	25	
23	HALFORD, Skyler	2-3	1-1	0-0	2	3	5	2	5	3	1	0	1	20	
24	BARTLEY IV, Frank	0-0	0-0	0-0	0	0	0	0	0	0	0	0	0	1	
30	NIXON, Dalton	2-2	1-1	0-0	1	3	4	1	5	0	0	0	0	13	
44	KAUFUSI, Corbin	2-3	0-0	2-2	2	2	4	4	6	0	4	0	1	14	
Team					0	0	0								
Totals		25-46	12-19	14-19	8	26	34	25	76	16	16	1	8	200	

FG % 1st Half: 12-21 57.1% 2nd half: 13-25 52.0% Game: 25-46 54.3% Deadball Rebounds 2
 3FG % 1st Half: 8-10 80.0% 2nd half: 4-9 44.4% Game: 12-19 63.2%
 FT % 1st Half: 7-9 77.8% 2nd half: 7-10 70.0% Game: 14-19 73.7%

Weber State 60 • 3-5

#	Player	Total		3-Ptr		Rebounds			PF	TP	A	TO	Blk	Stl	Min
		FG-FGA	FG-FGA	FT-FTA	Off	Def	Tot								
21	BOLOMBOY, Joel	f 2-6	0-1	5-6	3	4	7	0	9	1	1	1	0	31	
35	HILL, Kyndahl	f 2-3	2-2	2-2	0	3	3	4	8	1	3	1	2	22	

Official Basketball Box Score -- Game Totals -- Final Statistics
UMass vs BYU
12/23/14 12:05 pm at Provo, Utah, Marriott Center

UMass 71 • 6-6, 0-0

#	Player	Total			3-Ptr			Rebounds			PF	TP	A	TO	Blk	Stl	Min
		FG-FGA	FG-FGA	FT-FTA	FG-FGA	FG-FGA	FT-FTA	Off	Def	Tot							
01	ESHO, Maxie	* 5-7	0-0	6-8	3	6	9	5	16	0	2	0	0	0	0	28	
02	GORDON, Derrick	* 3-8	0-1	1-3	0	5	5	4	7	3	2	0	1	1	40		
04	HINDS, Jabarie	* 4-8	1-3	0-0	0	1	1	4	9	4	3	0	1	1	23		
12	DAVIS, Trey	* 4-14	3-10	0-0	0	4	4	3	11	3	2	1	3	3	39		
25	LALANNE, Cady	* 4-7	0-1	3-4	5	5	10	2	11	0	3	2	0	0	39		
00	CLARK, Donte	6-12	0-4	2-2	0	3	3	3	14	3	2	0	2	2	29		
11	BERGANTINO, Tyler	0-0	0-0	0-0	0	0	0	1	0	0	0	0	0	0	6		
13	COLEMAN, Zach	0-2	0-2	0-0	0	1	1	0	0	0	0	0	0	0	8		
23	ANDERSON, C.J.	1-1	1-1	0-0	0	2	2	3	3	1	1	0	1	1	13		
	Team				0	1	1										
	Totals	27-59	5-22	12-17	8	28	36	25	71	14	15	3	8	225			

FG % 1st Half: 10-27 37.0% 2nd half: 14-22 63.6% OT: 3-10 30.0% Game: 27-59 45.8% Deadball
 3FG % 1st Half: 3-14 21.4% 2nd half: 0-2 0.0% OT: 2-6 33.3% Game: 5-22 22.7% Rebounds
 FT % 1st Half: 7-8 87.5% 2nd half: 4-7 57.1% OT: 1-2 50.0% Game: 12-17 70.6% 2

BYU 77 • 10-3, 0-0

#	Player	Total			3-Ptr			Rebounds			PF	TP	A	TO	Blk	Stl	Min
		FG-FGA	FG-FGA	FT-FTA	FG-FGA	FG-FGA	FT-FTA	Off	Def	Tot							
01	FISCHER, Chase	* 3-12	2-8	0-0	0	1	1	1	8	2	1	0	2	35			
03	HAWS, Tyler	* 2-9	0-3	0-1	0	3	3	0	4	2	0	0	0	27			
05	COLLINSWORTH, Kyle	* 5-12	0-0	8-11	5	10	15	2	18	4	3	0	3	39			
35	NEILSON, Isaac	* 2-4	0-2	0-0	2	3	5	1	4	0	2	1	1	14			
41	WORTHINGTON, Luke	* 1-3	0-0	0-0	1	1	2	2	2	1	1	1	0	24			
02	ELLIS, Jordan	0-0	0-0	0-0	0	0	0	0	0	0	0	0	0	0+			
15	TOOLSON, Jake	0-0	0-0	0-0	0	0	0	0	0	0	0	0	0	2			
20	WINDER, Anson	7-13	3-7	8-10	1	4	5	2	25	0	1	0	1	31			
23	HALFORD, Skyler	1-2	0-0	6-6	0	1	1	1	8	1	2	0	0	11			
24	BARTLEY IV, Frank	0-0	0-0	2-2	1	2	3	0	2	1	1	0	0	13			
30	NIXON, Dalton	0-2	0-1	0-0	0	1	1	1	0	1	1	0	1	8			
44	KAUFUSI, Corbin	2-2	0-0	2-2	1	0	1	3	6	0	0	1	2	21			
	Team				2	1	3										
	Totals	23-59	5-21	26-32	13	27	40	13	77	12	12	3	10	225			

FG % 1st Half: 13-34 38.2% 2nd half: 8-22 36.4% OT: 2-3 66.7% Game: 23-59 39.0% Deadball
 3FG % 1st Half: 2-11 18.2% 2nd half: 3-9 33.3% OT: 0-1 0.0% Game: 5-21 23.8% Rebounds
 FT % 1st Half: 4-4 100.0 2nd half: 11-16 68.8% OT: 11-12 91.7% Game: 26-32 81.3% 1

Officials: Frank Harvey, Glen Mayberry, Klaus Endrissat
 Technical fouls: UMass-None. BYU-None.
 Attendance: 15789
 Overtime

Score by periods	1st	2nd	OT	Total
UMass	30	32	9	71
BYU	32	30	15	77

	Points	In Paint	Off T/O	2nd Chance	Fast Break	Bench
UMASS	32	15	14	10	17	
BYU	28	18	14	6	41	

Last FG - UMass OT-00:05, BYU OT-00:56.
 Largest lead - UMass by 7 1st-12:32, BYU by 7 OT-00:12.
 UMass led for 19:14. BYU led for 18:00. Game was tied for 07:42.

Score tied - 14 times.
 Lead changed - 18 times.

THE STAT CREW SYSTEM
BYU Combined Team Statistics (as of Dec 23, 2014)
All games

RECORD:	OVERALL	HOME	AWAY	NEUTRAL
ALL GAMES	10-3	6-1	2-0	2-2
CONFERENCE	0-0	0-0	0-0	0-0
NON-CONFERENCE	10-3	6-1	2-0	2-2

#	Player	gp-gs	min	Total		3-Point		F-Throw		Rebounds				pf	dq	a	to	blk	stl	pts	avg								
				fg-fga	fg%	3fg-fga	3fg%	ft-fa	ft%	off	def	tot	avg																
03	HAWS, Tyler	13-13	411	31.6	93-191	.487	26-63	.413	78-89	.876	15	41	56	4.3	19	0	32	24	5	9	290	22.3							
20	WINDER, Anson	13-0	347	26.7	66-122	.541	23-53	.434	30-43	.698	9	47	56	4.3	31	0	25	14	4	16	185	14.2							
01	FISCHER, Chase	13-13	375	28.8	59-139	.424	41-100	.410	18-24	.750	3	22	25	1.9	24	0	34	24	1	13	177	13.6							
05	COLLINSWORTH, Kyl	12-12	357	29.8	54-117	.462	4-11	.364	45-62	.726	25	66	91	7.6	30	0	64	44	5	28	157	13.1							
35	NEILSON, Isaac	13-4	166	12.8	26-56	.464	7-19	.368	14-20	.700	20	24	44	3.4	23	0	4	7	8	7	73	5.6							
23	HALFORD, Skyler	12-1	156	13.0	15-43	.349	7-22	.318	18-18	1.000	4	13	17	1.4	17	0	27	16	0	7	55	4.6							
44	KAUFUSI, Corbin	12-0	142	11.8	12-23	.522	0-0	.000	17-29	.586	17	18	35	2.9	31	0	1	13	6	5	41	3.4							
41	WORTHINGTON, Luke	13-12	208	16.0	16-35	.457	0-0	.000	12-19	.632	15	16	31	2.4	36	1	3	11	1	7	44	3.4							
33	AUSTIN, Nate	10-10	197	19.7	9-18	.500	1-5	.200	11-14	.786	15	41	56	5.6	22	2	9	3	2	7	30	3.0							
15	TOOLSON, Jake	9-0	70	7.8	9-20	.450	8-15	.533	0-0	.000	2	15	17	1.9	5	0	7	2	0	5	26	2.9							
30	NIXON, Dalton	11-0	92	8.4	12-28	.429	2-9	.222	3-3	1.000	7	14	21	1.9	13	0	9	3	1	2	29	2.6							
24	BARTLEY IV, Frank	12-0	81	6.8	7-14	.500	0-5	.000	6-10	.600	4	14	18	1.5	5	0	17	8	2	5	20	1.7							
12	SHARP, Josh	8-0	55	6.9	5-7	.714	0-0	.000	2-4	.500	6	4	10	1.3	9	0	2	1	2	3	12	1.5							
10	ANDRUS, Ryan	4-0	21	5.3	1-3	.333	0-1	.000	1-2	.500	2	3	5	1.3	1	0	1	1	0	0	3	0.8							
02	ELLIS, Jordan	5-0	22	4.4	1-1	1.000	0-0	.000	0-0	.000	0	2	2	0.4	1	0	2	1	0	0	2	0.4							
Team											25	14	39					1											
Total.....		13	2700		385-817	.471	119-303	.393	255-337	.757	169	354	523	40.2	267	3	237	173	37	114	1144	88.0							
Opponents.....		13	2700		333-777	.429	84-251	.335	214-301	.711	134	309	443	34.1	280	4	170	204	52	93	964	74.2							

TEAM STATISTICS	BYU	OPP	Date	Opponent	Score	Att.
SCORING	1144	964	11/14/14	LONG BEACH STATE	w 95-90	16778
Points per game	88.0	74.2	11/18/14	ARKANSAS-LITTLE ROCK	w 91-62	12469
Scoring margin	+13.8	-	11/19/14	SOUTHERN VIRGINIA	w 101-48	13099
FIELD GOALS-ATT	385-817	333-777	11-24-14	vs SAN DIEGO STATE	Lo2 87-92	2400
Field goal pct	.471	.429	11-25-14	vs Chaminade	w 121-85	2400
3 POINT FG-ATT	119-303	84-251	11-26-14	vs PURDUE	Lot 85-87	2400
3-point FG pct	.393	.335	11/29/14	EASTERN KENTUCKY	w 90-76	16770
3-pt FG made per game	9.2	6.5	12/02/14	at Utah State	w 91-81	10270
FREE THROWS-ATT	255-337	214-301	12/06/14	vs Hawaii	w 90-70	13623
Free throw pct	.757	.711	12/10/14	UTAH	L 61-65	20900
F-Throws made per game	19.6	16.5	12/13/14	at Weber State	w 76-60	10122
REBOUNDS	523	443	12/20/14	STANFORD	w 79-77	13247
Rebounds per game	40.2	34.1	12/23/14	UMASS	Wot 77-71	15789
Rebounding margin	+6.2	-				
ASSISTS	237	170				
Assists per game	18.2	13.1				
TURNOVERS	173	204				
Turnovers per game	13.3	15.7				
Turnover margin	+2.4	-				
Assist/turnover ratio	1.4	0.8				
STEALS	114	93				
Steals per game	8.8	7.2				
BLOCKS	37	52				
Blocks per game	2.8	4.0				
ATTENDANCE	109052	41215				
Home games-Avg/Game	7-15579	2-10196				
Neutral site-Avg/Game	-	4-5206				

* - Conference game

Score by Periods	1st	2nd	OT	OT2	Totals
BYU	504	601	28	11	1144
Opponents	433	491	24	16	964

Official Basketball Box Score -- Game Totals -- Final Statistics
BYU COUGARS vs GONZAGA BULLDOGS
01/25/14 7:00 pm at McCARTHEY ATHLETIC CENTER - SPOKANE, WA

BYU COUGARS 69 • 13-9; 5-4

#	Player	Total			3-Ptr			Rebounds			PF	TP	A	TO	Blk	Stl	Min
		FG-FGA	FG-FGA	FT-FTA	FG-FGA	FG-FGA	FT-FTA	Off	Def	Tot							
00	MIKA, Eric	f	5-9	0-0	2-3	4	5	9	4	12	1	1	0	1	31		
33	AUSTIN, Nate	f	3-4	0-0	0-0	1	3	4	4	6	0	0	1	0	22		
03	HAWS, Tyler	g	7-15	1-2	8-9	1	0	1	4	23	1	4	0	0	36		
05	COLLINSWORTH, Kyle	g	6-12	0-2	1-4	3	4	7	0	13	4	1	0	0	36		
23	HALFORD, Skyler	g	1-7	0-3	0-0	1	1	2	0	2	1	3	0	0	16		
02	CARLINO, Matt	g	1-6	0-2	0-0	0	2	2	2	2	1	1	0	1	19		
12	SHARP, Josh	g	1-1	0-0	0-0	0	4	4	2	2	0	0	0	0	17		
20	WINDER, Anson	g	1-1	1-1	4-5	0	0	0	0	7	0	0	0	0	14		
24	BARTLEY IV, Frank	g	1-3	0-1	0-0	1	0	1	0	2	0	0	0	0	5		
41	WORTHINGTON, Luke	g	0-0	0-0	0-0	0	0	0	0	0	0	0	0	0	4		
	Team					2	1	3									
	Totals		26-58	2-11	15-21	13	20	33	16	69	8	10	1	2	200		

FG % 1st Half: 14-34 41.2% 2nd half: 12-24 50.0% Game: 26-58 44.8% Deadball Rebounds
 3FG % 1st Half: 1-7 14.3% 2nd half: 1-4 25.0% Game: 2-11 18.2%
 FT % 1st Half: 4-8 50.0% 2nd half: 11-13 84.6% Game: 15-21 71.4%

GONZAGA BULLDOGS 84 • 18-3; 8-1

#	Player	Total			3-Ptr			Rebounds			PF	TP	A	TO	Blk	Stl	Min
		FG-FGA	FG-FGA	FT-FTA	FG-FGA	FG-FGA	FT-FTA	Off	Def	Tot							
35	DOWER JR., Sam	f	7-12	0-0	4-4	1	0	1	3	18	1	0	2	1	33		
24	KARNOWSKI, Przemek	c	3-6	0-0	0-0	1	4	5	3	6	0	2	1	0	19		
03	DRANGINIS, Kyle	g	1-3	0-2	0-0	0	2	2	1	2	3	0	2	0	26		
04	PANGOS, Kevin	g	9-14	6-10	0-0	0	4	4	2	24	7	0	0	1	38		
11	STOCKTON, David	g	6-9	1-3	1-1	0	2	2	2	14	7	2	0	1	34		
02	NUNEZ, Angel	g	0-0	0-0	0-0	0	1	1	1	0	0	2	0	0	3		
05	BELL JR., Gary	g	3-5	1-3	7-7	1	3	4	3	14	3	0	0	1	24		
25	EDWARDS, Ryan	g	0-0	0-0	0-0	0	0	0	1	0	0	0	0	0	2		
43	BARHAM, Drew	g	2-5	2-4	0-0	0	3	3	1	6	0	0	0	1	21		
	Team					0	4	4									
	Totals		31-54	10-22	12-12	3	23	26	17	84	21	7	3	7	200		

FG % 1st Half: 13-26 50.0% 2nd half: 18-28 64.3% Game: 31-54 57.4% Deadball Rebounds
 3FG % 1st Half: 4-13 30.8% 2nd half: 6-9 66.7% Game: 10-22 45.5%
 FT % 1st Half: 5-5 100.0 2nd half: 7-7 100.0 Game: 12-12 100.0

Officials: Michael Reed, Kevin Brill, Deldre Carr
 Technical fouls: BYU COUGARS-None. GONZAGA BULLDOGS-None.
 Attendance: 6000

Score by periods	1st	2nd	Total
BYU COUGARS	33	36	69
GONZAGA BULLDOGS	35	49	84

Points	In	Off	2nd	Fast	Bench
	Paint	T/O	Chance	Break	
BYU	34	7	14	2	13
GON	38	13	2	4	20

Last FG - BYU 2nd-01:30, GON 2nd-01:47.
 Largest lead - BYU by 2 1st-16:04, GON by 15 2nd-01:47.
 BYU led for 00:12. GON led for 36:29. Game was tied for 03:14.

Score tied - 3 times.
 Lead changed - 2 times.

Official Basketball Box Score -- Game Totals -- Final Statistics
Gonzaga vs BYU
02/20/14 9:05 pm at Provo, Utah, Marriott Center

Gonzaga 65 • 23-5, 13-2 WCC

#	Player	Total			3-Ptr			Rebounds			PF	TP	A	TO	Blk	Stl	Min
		FG-FGA	FG-FGA	FT-FTA	FG-FGA	FG-FGA	FT-FTA	Off	Def	Tot							
04	PANGOS, Kevin	*	3-9	2-5	5-6	0	1	1	2	13	3	2	0	0	39		
05	BELL JR., Gary	*	3-11	1-8	0-0	3	2	5	1	7	2	1	0	3	32		
11	STOCKTON, David	*	0-3	0-2	2-2	0	1	1	2	2	2	6	0	2	22		
24	KARNOWSKI, Przemek	*	3-4	0-0	2-7	0	1	1	4	8	0	1	2	0	19		
35	DOWER JR., Sam	*	5-9	0-0	4-4	1	7	8	4	14	1	1	2	0	20		
00	COLEMAN, Gerard	*	3-6	0-0	1-1	0	1	1	1	7	0	1	0	0	13		
02	NUNEZ, Angel	*	0-1	0-0	0-0	0	0	0	0	0	0	0	0	0	2		
03	DRANGINIS, Kyle	*	2-6	0-1	2-2	4	2	6	3	6	4	2	0	3	30		
25	EDWARDS, Ryan	*	2-3	0-0	1-1	1	4	5	2	5	0	0	0	0	8		
43	BARHAM, Drew	*	1-2	1-2	0-0	0	1	1	1	3	0	2	1	1	15		
	Team					0	3	3									
	Totals		22-54	4-18	17-23	9	23	32	20	65	12	16	5	9	200		

FG % 1st Half: 13-27 48.1% 2nd half: 9-27 33.3% Game: 22-54 40.7% Deadball Rebounds
 3FG % 1st Half: 1-9 11.1% 2nd half: 3-9 33.3% Game: 4-18 22.2%
 FT % 1st Half: 12-16 75.0% 2nd half: 5-7 71.4% Game: 17-23 73.9%

BYU 73 • 19-10, 11-5 WCC

#	Player	Total			3-Ptr			Rebounds			PF	TP	A	TO	Blk	Stl	Min
		FG-FGA	FG-FGA	FT-FTA	FG-FGA	FG-FGA	FT-FTA	Off	Def	Tot							
03	HAWS, Tyler	*	5-12	1-2	1-2	0	5	5	2	12	2	2	0	3	32		
05	COLLINSWORTH, Kyle	*	4-11	0-2	0-2	3	2	5	1	8	5	2	0	2	31		
12	SHARP, Josh	*	0-0	0-0	0-0	0	1	1	3	0	0	0	1	0	7		
20	WINDER, Anson	*	3-4	1-2	10-10	0	3	3	3	17	1	2	0	0	26		
33	AUSTIN, Nate	*	1-4	0-0	0-0	1	2	3	3	2	0	1	2	1	26		
00	MIKA, Eric	*	4-7	0-0	5-9	2	6	8	4	13	0	3	1	1	24		
02	CARLINO, Matt	*	5-13	2-6	3-4	2	2	4	1	15	6	2	0	3	31		
23	HALFORD, Skyler	*	2-4	0-2	0-0	0	3	3	0	4	1	1	0	0	10		
24	BARTLEY IV, Frank	*	0-1	0-0	0-1	1	0	1	0	0	0	0	0	0	3		
41	WORTHINGTON, Luke	*	1-1	0-0	0-0	1	1	2	3	2	0	1	0	0	10		
	Team					4	2	6									
	Totals		25-57	4-14	19-28	14	27	41	20	73	15	14	4	10	200		

FG % 1st Half: 15-29 51.7% 2nd half: 10-28 35.7% Game: 25-57 43.9% Deadball Rebounds
 3FG % 1st Half: 4-7 57.1% 2nd half: 0-7 0.0% Game: 4-14 28.6%
 FT % 1st Half: 5-12 41.7% 2nd half: 14-16 87.5% Game: 19-28 67.9%

Officials: Michael Greenstein, Michael Irving, Tommy Nunez
 Technical fouls: Gonzaga-None. BYU-None.
 Attendance: 19136

Score by periods	1st	2nd	Total
Gonzaga	39	26	65
BYU	39	34	73

Points	In	Off	2nd	Fast	Bench
	Paint	T/O	Chance	Break	
GON	34	13	10	6	21
BYU	32	18	12	10	34

Last FG - GON 2nd-01:01, BYU 2nd-02:00.
 Largest lead - GON by 3 1st-00:18, BYU by 10 1st-08:19.
 GON led for 02:00. BYU led for 35:03. Game was tied for 02:39.

Score tied - 4 times.
 Lead changed - 5 times.

Official Basketball Box Score -- Game Totals -- Final Statistics
BYU vs Gonzaga
03/11/14 6:00 PM at Orleans Arena (Las Vegas, Nev.)

BYU 64 • 23-11

#	Player	Total			3-Ptr			Rebounds			PF	TP	A	TO	Blk	Stl	Min
		FG-FGA	FG-FGA	FT-FTA	FG-FGA	FG-FGA	FT-FTA	Off	Def	Tot							
00	MIKA, Eric	f	3-8	0-0	2-2	4	6	10	4	8	1	1	2	0	28		
33	AUSTIN, Nate	f	1-2	0-0	0-1	2	3	5	3	2	0	1	0	1	23		
03	HAWS, Tyler	g	6-14	1-1	11-11	2	3	5	3	24	1	3	0	1	38		
05	COLLINSWORTH, Kyle	g	5-11	0-0	3-5	1	5	6	1	13	1	4	0	0	24		
20	WINDER, Anson	g	0-4	0-2	0-0	1	2	3	4	0	1	0	0	2	25		
02	CARLINO, Matt	g	3-12	0-5	2-5	0	1	1	5	8	2	2	0	1	29		
12	SHARP, Josh	g	0-0	0-0	0-0	0	0	0	1	0	0	0	0	0	3		
23	HALFORD, Skyler	g	0-3	0-3	0-0	0	2	2	1	0	0	1	0	0	6		
24	BARTLEY IV, Frank	g	3-4	2-2	1-2	1	3	4	1	9	0	2	0	1	19		
41	WORTHINGTON, Luke	g	0-1	0-0	0-0	0	1	1	1	0	0	0	0	0	5		
	Team					4	1	5									
	Totals		21-59	3-13	19-26	15	27	42	24	64	6	14	2	6	200		

FG % 1st Half: 9-27 33.3% 2nd half: 12-32 37.5% Game: 21-59 35.6% Deadball Rebounds
 3FG % 1st Half: 1-4 25.0% 2nd half: 2-9 22.2% Game: 3-13 23.1%
 FT % 1st Half: 8-12 66.7% 2nd half: 11-14 78.6% Game: 19-26 73.1%

Gonzaga 75 • 28-6

#	Player	Total			3-Ptr			Rebounds			PF	TP	A	TO	Blk	Stl	Min
		FG-FGA	FG-FGA	FT-FTA	FG-FGA	FG-FGA	FT-FTA	Off	Def	Tot							
35	DOWER JR., Sam	f	10-16	0-0	0-3	0	13	13	2	20	1	3	1	0	34		
24	KARNOWSKI, Przemek	c	3-4	0-0	3-4	0	1	1	4	9	3	2	1	1	19		
04	PANGOS, Kevin	g	0-2	0-1	11-14	0	4	4	3	11	3	1	0	0	40		
05	BELL JR., Gary	g	4-7	3-4	3-5	0	1	1	4	14	1	0	0	1	26		
11	STOCKTON, David	g	1-5	0-1	2-2	1	4	5	2	4	7	3	1	3	40		
02	NUNEZ, Angel	g	1-2	0-0	0-0	0	0	0	2	2	0	1	0	0	4		
03	DRANGINIS, Kyle	g	3-6	1-2	0-2	1	1	2	2	7	1	0	0	3	19		
25	EDWARDS, Ryan	g	1-1	0-0	0-0	1	0	1	0	2	0	0	0	0	5		
43	BARHAM, Drew	g	2-5	2-5	0-0	0	1	1	3								

Individual Career History vs GONZAGA BULLDOGS

AUSTIN, Nate

Season	gp-gs	min/avg	Total		3-Point		F-Throws		Rebounds				Scoring							
			fg-fga	pct	fg-fga	pct	ft-fa	pct	off	def	tot	avg	pf	fo	ast	to	blk	stl	pts	avg
2011-12	3-0	42/14.0	4-13	.308	0-5	.000	1-1	1.000	7	9	16	5.3	14	2	3	1	0	1	9	3.0
2012-13	2-0	45/22.5	5-7	.714	1-3	.333	0-1	.000	8	0	8	4.0	8	1	0	2	3	3	11	5.5
2013-14	3-3	71/23.7	5-10	.500	0-0	.000	0-1	.000	4	8	12	4.0	10	0	0	2	3	2	10	3.3
TOTAL	8-3	158/19.8	14-30	.467	1-8	.125	1-3	.333	19	17	36	4.5	32	3	3	5	6	6	30	3.8

BARTLEY IV, Frank

Season	gp-gs	min/avg	Total		3-Point		F-Throws		Rebounds				Scoring							
			fg-fga	pct	fg-fga	pct	ft-fa	pct	off	def	tot	avg	pf	fo	ast	to	blk	stl	pts	avg
2013-14	3-0	27/9.0	4-8	.500	2-3	.667	1-3	.333	3	3	6	2.0	1	0	0	2	0	1	11	3.7
TOTAL	3-0	27/9.0	4-8	.500	2-3	.667	1-3	.333	3	3	6	2.0	1	0	0	2	0	1	11	3.7

COLLINSWORTH, Kyle

Season	gp-gs	min/avg	Total		3-Point		F-Throws		Rebounds				Scoring							
			fg-fga	pct	fg-fga	pct	ft-fa	pct	off	def	tot	avg	pf	fo	ast	to	blk	stl	pts	avg
2010-11	1-1	34/34.0	2-5	.400	0-1	.000	2-3	.667	1	6	7	7.0	1	0	2	2	1	3	6	6.0
2013-14	3-3	91/30.3	15-34	.441	0-4	.000	4-11	.364	7	11	18	6.0	2	0	10	7	0	2	34	11.3
TOTAL	4-4	125/31.3	17-39	.436	0-5	.000	6-14	.429	8	17	25	6.3	3	0	12	9	1	5	40	10.0

HALFORD, Skyler

Season	gp-gs	min/avg	Total		3-Point		F-Throws		Rebounds				Scoring							
			fg-fga	pct	fg-fga	pct	ft-fa	pct	off	def	tot	avg	pf	fo	ast	to	blk	stl	pts	avg
2013-14	3-1	32/10.7	3-14	.214	0-8	.000	0-0	.000	1	6	7	2.3	1	0	2	5	0	0	6	2.0
TOTAL	3-1	32/10.7	3-14	.214	0-8	.000	0-0	.000	1	6	7	2.3	1	0	2	5	0	0	6	2.0

HAWS, Tyler

Season	gp-gs	min/avg	Total		3-Point		F-Throws		Rebounds				Scoring							
			fg-fga	pct	fg-fga	pct	ft-fa	pct	off	def	tot	avg	pf	fo	ast	to	blk	stl	pts	avg
2012-13	2-2	70/35.0	8-27	.296	0-1	.000	4-7	.571	2	8	10	5.0	3	0	0	2	0	1	20	10.0
2013-14	3-3	106/35.3	18-41	.439	3-5	.600	20-22	.909	3	8	11	3.7	9	0	4	9	0	4	59	19.7
TOTAL	5-5	176/35.2	26-68	.382	3-6	.500	24-29	.828	5	16	21	4.2	12	0	4	11	0	5	79	15.8

SHARP, Josh

Season	gp-gs	min/avg	Total		3-Point		F-Throws		Rebounds				Scoring							
			fg-fga	pct	fg-fga	pct	ft-fa	pct	off	def	tot	avg	pf	fo	ast	to	blk	stl	pts	avg
2011-12	2-0	20/10.0	0-1	.000	0-0	.000	0-0	.000	3	1	4	2.0	2	0	1	0	1	1	0	0.0
2012-13	2-1	19/9.5	5-6	.833	0-1	.000	4-6	.667	0	1	1	0.5	4	0	0	0	0	0	14	7.0
2013-14	3-1	27/9.0	1-1	1.000	0-0	.000	0-0	.000	0	5	5	1.7	6	0	0	0	1	0	2	0.7
TOTAL	7-2	66/9.4	6-8	.750	0-1	.000	4-6	.667	3	7	10	1.4	12	0	1	0	2	1	16	2.3

WINDER, Anson

Season	gp-gs	min/avg	Total		3-Point		F-Throws		Rebounds				Scoring							
			fg-fga	pct	fg-fga	pct	ft-fa	pct	off	def	tot	avg	pf	fo	ast	to	blk	stl	pts	avg
2011-12	3-3	47/15.7	6-14	.429	2-8	.250	1-2	.500	0	5	5	1.7	8	0	5	2	0	5	15	5.0
2012-13	2-0	25/12.5	3-11	.273	1-6	.167	1-2	.500	2	0	2	1.0	3	0	4	0	0	2	8	4.0
2013-14	3-2	65/21.7	4-9	.444	2-5	.400	14-15	.933	1	5	6	2.0	7	0	2	2	0	2	24	8.0
TOTAL	8-5	137/17.1	13-34	.382	5-19	.263	16-19	.842	3	10	13	1.6	18	0	11	4	0	9	47	5.9

WORTHINGTON, Luke

Season	gp-gs	min/avg	Total		3-Point		F-Throws		Rebounds				Scoring							
			fg-fga	pct	fg-fga	pct	ft-fa	pct	off	def	tot	avg	pf	fo	ast	to	blk	stl	pts	avg
2013-14	3-0	19/6.3	1-2	.500	0-0	.000	0-0	.000	1	2	3	1.0	4	0	0	1	0	0	2	0.7
TOTAL	3-0	19/6.3	1-2	.500	0-0	.000	0-0	.000	1	2	3	1.0	4	0	0	1	0	0	2	0.7