

# BYU BASKETBALL

Kyle Chilton, BYU Athletic Communications | O: (801) 422-4909 | C: (801) 372-2080 | kyle\_chilton@byu.edu | 30 Smith Fieldhouse • Provo, UT • 84602

## BYU 2014-15 SCHEDULE

Q29	Wed	Cougar Tipoff	BYUtv	
N1	Sat	Colorado School of Mines (Exh)	BYUtv	W, 82-64
N8	Sat	Seattle Pacific (Exh)	BYUtv	W, 75-44
N14	Fri	Long Beach State	BYUtv	W, 95-90
N18	Tue	Arkansas-Little Rock*	BYUtv	W, 91-62
N19	Wed	Southern Virginia	BYUtv	W, 101-48
N24	Mon	vs. No. 15 San Diego State*	ESPN2 L, 87-92 (20T)	
N25	Tue	vs. Chaminade*	ESPN2 W, 121-85	
N26	Wed	vs. Purdue*	ESPN2 L, 85-87 (OT)	
N29	Sat	Eastern Kentucky	BYUtv	W, 90-76
D2	Tue	at Utah State	CBS SN	W, 91-81
D6	Sat	vs. Hawaii#	BYUtv	W, 90-70
D10	Wed	No. 13 Utah	ESPNU L, 61-65	
D13	Sat	at Weber State	KJZZ	W, 76-60
D20	Sat	Stanford	ESPNU W, 79-77	
D23	Tue	UMass	BYUtv W, 77-71 (OT)	
D27	Sat	No. 8 Gonzaga	ESPN2 L, 80-87	
D29	Mon	Portland	BYUtv	W, 97-88
J1	Thu	at Santa Clara	BYUtv	W, 81-46
J3	Sat	at San Francisco	ROOT/CSN BA W, 99-68	
J8	Thu	Pepperdine	ESPNU L, 61-67	
J10	Sat	Loyola Marymount	BYUtv	W, 85-72
J15	Thu	at Pacific	ESPNU W, 93-80	
J17	Sat	at Saint Mary's	ESPN2 L, 77-82	
J24	Sat	at San Diego	TWC/Root L, 74-77	
J29	Thu	San Francisco	ESPNU W, 78-74	
J31	Sat	Santa Clara	BYUtv	W, 78-57
F5	Thu	at Pepperdine	TWC/Root L, 74-80	
F7	Sat	at Loyola Marymount	TWC/Root/CSN CA 1 p.m.	
F12	Thu	Saint Mary's	ESPN2 7 p.m.	
F14	Sat	Pacific	BYUtv 7 p.m.	
F19	Thu	San Diego	ESPNU 8 p.m.	
F26	Thu	at Portland	Root 7 p.m.	
F28	Sat	at Gonzaga	ESPN or ESPN 2 TBA	

^ Exhibition  
 \* EA SPORTS Maui Invitational  
 # at EnergySolutions Arena  
 All times local to site

## SOCIAL MEDIA

Website: [www.BYUcougars.com](http://www.BYUcougars.com)  
 Facebook: [/BYUbasketball](https://www.facebook.com/BYUbasketball) /BYUcougars  
 Twitter: [@BYUbasketball](https://twitter.com/BYUbasketball) | [@BYUcougars](https://twitter.com/BYUcougars)  
 Instagram: [BYUcougars](https://www.instagram.com/BYUcougars)  
 Vine: [BYUcougars](https://www.vine.co)  
 Hashtag: [#BYUhoops](https://www.instagram.com/hashtag/BYUhoops)

\*\*Follow @BYUgamenotes on Twitter for in-game Cougar achievements, milestones and notes.\*\*



Loyola Marymount (8-16, 4-8 WCC)  
**LIONS**

Head Coach . . . . . Mike Dunlap  
 Alma Mater . . . . . LMU, 1980  
 Career Record . . . . . 336-121 (15th)  
 Record at LMU . . . . . 8-16 (1st)

## GAME INFORMATION

TV . . . . . TWC/Root  
 TV Talent . . . Barry Tompkins (play-by-play)  
 . . . . . Casey Jacobsen (analyst)  
 . . . . . Kelli Tennant (courtside)  
 Live Video . . . . . TheW.tv  
 Radio . . . . . Cougar IMG Sports Network  
 . . . . . KSL 102.7 FM / 1160 AM  
 Radio Talent . . Greg Wrubell (play-by-play)  
 . . . . . Mark Durrant (analyst)  
 Live Stats . . . . . BYUcougars.com

## SERIES INFORMATION

Series Record . . . . . BYU leads 7-4  
 Last Meeting . . . . . BYU won 85-72, 1/10/15  
 H/A/N . . . . . 4-2/2-2/1-0




BYU (17-8, 7-5 WCC)  
**COUGARS**

Head Coach . . . . . Dave Rose  
 Alma Mater . . . . . Houston, 1983  
 Division I Career Record . . 249-86 (10th)  
 Record at BYU . . . . . Same

## BYU STORYLINES

- BYU is 17-8 in Dave Rose's 10th season. Rose is BYU's all-time leader in winning percentage at 74.3 percent and second in career wins at 249. He has led the Cougars to nine-straight 20-win seasons and nine-straight postseason appearances (7 NCAA tournament appearances and 2 NITs).
- Tyler Haws, the 2013-14 West Coast Conference Player of the Year, has been named preseason All-WCC, to the Wooden Award Midseason Top 25, the Naismith Trophy preseason Top 50 and a candidate for the Senior CLASS Award. He is currently first in the WCC and second nationally in scoring at 22.6 ppg.
- Kyle Collinsworth has tied the NCAA record for triple-doubles in a season with four (against Hawai'i, Gonzaga, at San Francisco and at Pacific). He also has nine double-doubles on the year.

## BYU'S PROJECTED STARTING LINEUP



**#5 | Kyle Collinsworth**  
 Guard  
 6-6 | 210 | Jr.  
 Provo, Utah  
 Provo HS

GP/GS	MPG	Pts	Reb	Ast	Stl	FG%	3PT%	FT%
23/23	30.0	12.6	8.3	5.6	2.0	.477	.263	.722

**Last Game:** Posted his 9th double-double of the season with 13 points, 10 rebounds and 2 assists at Pepperdine

**Notes:** Preseason All-WCC ... named WCC Player of the Week on Dec. 8 and Dec. 29 ... has nine double-doubles, four triple-doubles ... top 60 in the nation in rebounds, assists and steals



**#20 | Anson Winder**  
 Guard  
 6-3 | 190 | Sr.  
 Las Vegas, Nevada  
 Bishop Gorman HS

GP/GS	MPG	Pts	Reb	Ast	Stl	FG%	3PT%	FT%
23/9	27.7	14.5	3.9	2.0	1.4	.489	.374	.724

**Last Game:** Scored 20 points, hit 11 of 13 from the free throw line and added 1 assist and 2 steals at Pepperdine

**Notes:** Has scored in double figures 16 times and reached 20 points three times ... second on the team in scoring and steals




**#3 | Tyler Haws**  
 Guard  
 6-5 | 195 | Sr.  
 Alpine, Utah  
 Lone Peak HS

GP/GS	MPG	Pts	Reb	Ast	Stl	FG%	3PT%	FT%
25/25	32.2	22.6	4.4	2.4	1.0	.478	.364	.885

**Last Game:** Totaled 22 points, 4 rebounds and 1 assist at Pepperdine

**Notes:** First in the WCC, second in the nation in scoring ... has 3 30-point games this season ... has scored 20-plus points 18 times ... second all-time in scoring at BYU ... has scored 20-plus points in 9-straight games



**#30 | Dalton Nixon**  
 Forward  
 6-7 | 215 | Fr.  
 Orem, Utah  
 Orem HS

GP/GS	MPG	Pts	Reb	Ast	Stl	FG%	3PT%	FT%
22/2	11.5	2.4	2.0	1.0	0.1	.422	.176	1.000

**Last Game:** Had 1 rebound and 2 assists at Pepperdine

**Notes:** Has started BYU's last two games ... has hit all 11 attempts from the free throw line this season



**#44 | Corbin Kaufusi**  
 Center  
 6-10 | 245 | Fr.  
 Provo, Utah  
 Timpview HS

GP/GS	MPG	Pts	Reb	Stl	Blk	FG%	3PT%	FT%
24/3	14.0	2.9	3.2	0.3	0.7	.525	.000	.560

**Last Game:** Had 2 boards at Pepperdine


**Notes:** Leads BYU in blocked shots ... has started the last three games for the Cougars ... originally came to BYU to play football

## OFF THE BYU BENCH

No.	Name	Pos.	Ht.	Wt.	Yr.	Pts.	Reb.	Hometown (Previous School)	Notes
1	Chase Fischer	G	6-3	195	Jr.	13.7	2.1	Ripley, W.Va. (Wake Forest)	Leads BYU with 75 threes ... sat out vs. Pepperdine due to injury
2	Jordan Ellis	G	6-1	180	Jr.	0.2	0.3	Medford, Ore. (Portland State)	Played just under 1 minute at Pepperdine
10	Ryan Andrus	F	6-11	215	Fr.	1.7	1.5	American Fork, Utah (American Fork HS)	Totaled 2 points, 3 rebounds, 1 assist and 1 block at Pepperdine
12	Josh Sharp	F	6-7	190	Sr.	1.3	1.2	Highland, Utah (Utah)	Did not play at Pepperdine
15	Jake Toolson	G	6-5	215	Fr.	2.9	1.7	Gilbert, Ariz. (Highland HS)	Had 1 assist in 2 minutes at Pepperdine
23	Skyler Halford	G	6-1	175	Sr.	7.0	1.8	Orem, Utah (SLCC)	Scored 11 points on 4 of 5 shooting, added 3 assists and 1 steal at Pepperdine
24	Frank Bartley IV	G	6-3	200	So.	1.9	1.5	Baton Rouge, La. (Future College Prep)	Totaled 2 points, 1 rebound, 1 assist and 2 steals at Pepperdine
33	Nate Austin	F	6-11	230	Sr.	3.0	5.6	Alpine, Utah (Lone Peak HS)	Out with a torn right hamstring since Dec. 10
35	Isaac Neilson	C	6-11	225	Fr.	3.7	2.8	Mission Viejo, Calif. (Mission Viejo HS)	Had 4 points, 3 boards, 1 assist and 1 block at Pepperdine
41	Luke Worthington	F	6-10	235	So.	2.3	1.9	Mequon, Wis. (Homestead HS)	Did not play at Pepperdine

**CAREER HIGHLIGHTS**

- 249-86 overall record (second all-time at BYU in wins) for a BYU record .743 winning percentage
- Currently 12th among active coaches in the NCAA in career winning percentage (as of Feb. 6, 2015)
- Reached 200 career victories in his 259th game as a head coach, 15th fastest in NCAA history
- With 232 victories through nine seasons is fifth all-time for best career starts by wins in NCAA history
- With 209 victories through first eight seasons is fourth all-time for best career starts by wins in NCAA history
- With 185 victories through first seven seasons is fourth all-time for best career starts by wins in NCAA history
- With 159 victories through first six seasons is tied for third all-time for best career starts by wins in NCAA history
- With 127 victories through five seasons is sixth all-time for best career starts by wins in NCAA history
- Streak of nine-consecutive 20-win seasons is tied for 20th all-time in NCAA history and tied for the 10th longest current streak
- Four Mountain West Conference regular season titles, a BYU and MWC record
- Three-time MWC Coach of the Year (2006, 2007, 2011)
- Two-time USBWA District VIII Coach of the Year (2006, 2011)
- Naismith Coach of the Year Finalist in 2011
- Honorable Mention for National Coach of the Year by Scout.com (2006)
- Seven trips to the NCAA tournament (a BYU record), including six-consecutive trips from 2007 to 2012 (a BYU record)
- Six-consecutive 25-win seasons (2006-11), and nine-consecutive 20-win seasons, both BYU records
- Holds top two spots for wins in a season in BYU history with 32 in 2010-11 and 30 in 2009-10
- Only BYU coach to win at least 20 games in each of his first nine seasons
- Took BYU to the Sweet 16 in 2011 for the first time since 1981
- Coached Jimmer Fredette, the 2011 Consensus National Player of the Year
- Inducted into the Dixie State Athletics Hall of Fame on Sept. 14, 2013



**COACHING EXPERIENCE**

- BYU Head Coach (2005-present)
- BYU Associate Head Coach (2000-2005)
- BYU Assistant Coach (1997-2000)
- Dixie State Head Coach (1990-1997)
- Dixie State Assistant Coach (1987-1990)
- Assistant coach at Pine View High School (1986-87)
- Head coach at Millard High School (1983-86)

**SERVICE**

- A member of the National Coaches vs. Cancer Council
- Assisting with the Hope Lodge, a facility to be constructed in Salt Lake City to house families of cancer patients
- NABC Game Pillar Award for Service in 2008
- 63rd recipient of the Dale Rex Memorial Award
- Honorary Chair of the Children with Cancer Christmas Foundation
- Was the first coach in the state of Utah to participate in the American Cancer Society's nationwide Coaches vs. Cancer campaign
- Lobbied before Congress for more funding for cancer research in September 2010

**EDUCATION**

- Houston (1983, B.A.)

**PLAYING CAREER**

- Played baseball and basketball at Dixie State College
- Played for Houston from 1980-83 (played in 1980-81 and 82-83, redshirted in 1981-82)
- Co-Captain on the famous "Phi-Slamma Jamma" team that featured Hakeem (then Akeem) Olajuwon and Clyde Drexler
- Helped Houston achieve a No. 1 ranking and reach the national championship game in 1983

**MISSION**

- Manchester England (1977-79)

**PERSONAL/FAMILY**

- Wife: Cheryl
- Children: Daughter Chanell and husband Brock Reichner, son Garrett and wife Brooke, daughter Taylor
- Dave and Cheryl Rose have seven grandchildren

**TOP CAREER START BASED ON CURRENT NUMBER OF YEARS (THROUGH 2013-14)**

Coch, School	Yrs.	W	L	Pct.
Brad Underwood, Stephen F. Austin	1	32	3	.914
Kevin Ollie, UConn	2	52	18	.743
Steve Prohm, Murray State	3	75	23	.765
Fred Hoiberg, Iowa State	4	90	47	.657
Andy Toole, Robert Morris	4	90	50	.643
Shaka Smart, VCU	5	137	46	.749
John Groce, Illinois	6	128	84	.604
Buzz Williams, Virginia Tech	7	153	86	.640
Tim Cluess, Iona	8	190	68	.736
<b>Dave Rose, BYU</b>	<b>9</b>	<b>232</b>	<b>78</b>	<b>.748</b>
Sean Miller, Arizona	10	249	95	.724
Jamie Dixon, Pittsburgh	11	288	96	.750
Mike Anderson, Arkansas	12	259	137	.654
Randy Bennett, Saint Mary's	13	286	137	.676
Thad Matta, Ohio State	14	377	114	.768
Mark Few, Gonzaga	15	403	100	.801

**BEST CAREER STARTS BY WINS, 9 SEASONS**

Coch, School	Date	W	L	Pct.
Roy Williams, Kansas	1989-97	247	58	.810
Everett Case, NC State	1947-55	241	56	.811
Jamie Dixon, Pittsburgh	2004-12	238	77	.756
Mark Few, Gonzaga	2000-08	236	60	.797
<b>Dave Rose, BYU</b>	<b>2006-14</b>	<b>232</b>	<b>78</b>	<b>.748</b>
Thad Matta, Butler, Xavier, OSU	2001-09	229	77	.748
Denny Crum, Louisville	1972-80	219	55	.799
Jerry Tarkanian, LBSU, UNLV	1969-76	218	33	.869
Sean Miller, Xavier, Arizona	2005-13	216	90	.706
Bruce Weber, S. Ill., Illinois	1999-07	215	82	.724

**ROSE'S BYU COACHING LEDGER**

Season	Overall	Pct.	Home	Pct.	Away	Pct.	Neutral	Pct.	Conf.	Pct.	Tourney	NCAA/NIT
05-06	20-9	.690	14-1	.933	5-7	.417	1-2	.500	12-4	.750	0-1	0-1 NIT
06-07	25-9	.735	17-0	1.000	6-7	.462	2-2	.500	13-3	.813	2-1	0-1 NCAA
07-08	27-8	.771	16-0	1.000	9-3	.615	3-3	.500	14-2	.875	2-1	0-1 NCAA
08-09	25-8	.758	14-2	.875	8-5	.750	2-3	.400	12-4	.750	1-1	0-1 NCAA
09-10	30-6	.833	15-1	.938	10-4	.714	5-1	.833	13-3	.813	1-1	1-1 NCAA
10-11	32-5	.865	13-1	.929	10-1	.909	9-3	.750	14-2	.875	2-1	2-1 NCAA
11-12	26-9	.743	13-3	.813	8-3	.727	5-3	.625	12-4	.750	1-1	1-1 NCAA
12-13	24-12	.667	15-3	.833	7-5	.583	2-4	.333	10-6	.625	0-1	3-1 NIT
13-14	23-12	.657	14-1	.933	5-8	.385	4-3	.571	13-5	.722	2-1	0-1 NCAA
14-15	17-8	.680	10-3	.769	5-3	.625	2-2	.500	7-5	.583	0-0	0-0
Totals	249-86	.743	141-15	.904	73-46	.613	35-25	.583	120-38	.759	11-9	7-9

**ROSE'S MILESTONE VICTORIES**

Win	Date	Opponent	Score	Record
25	12/06/06	San Jose State	81-69	25-11 (.694)
50	11/23/07	vs. No. 6 Louisville	78-76	50-18 (.735)
75	11/20/08	North Florida	74-41	75-26 (.743)
100	11/20/09	at Hawaii	83-65	100-34 (.746)
125	03/06/10	at TCU	107-77	125-38 (.767)
150	02/09/11	at Air Force	90-52	150-42 (.781)
175	01/16/12	at San Diego	82-63	175-49 (.781)
200	01/19/13	San Diego	74-57	200-59 (.772)
225	02/06/14	Santa Clara	89-76	225-75 (.750)

**BYU VS. LOYOLA MARYMOUNT**

Overall Series Record: BYU leads 7-4  
 BYU Record in Provo: 4-2  
 BYU Record at Loyola Marymount: 2-2  
 BYU Record at Neutral Sites: 1-0  
 BYU Record Under Dave Rose: 7-3

**Series vs. Loyola Marymount**

12-30-36	at Loyola Marymount	32-35	L
11-18-05	Loyola Marymount	71-83	L
1-3-08	Loyola Marymount	91-62	W
1-5-12	at Loyola Marymount	73-65	W
1-19-12	Loyola Marymount	68-82	L
1-3-13	Loyola Marymount	92-51	W
3-2-13	at Loyola Marymount	73-70	W
12-28-13	at Loyola Marymount	76-87	L
1-11-14	Loyola Marymount	91-68	W
3-8-14	vs. Loyola Marymount	85-74	W
1-10-15	Loyola Marymount	85-72	W

**Loyola Marymount's projected starting lineup**

No.	Name	Ht.	Pos.	Ppg	Rpg
10	Matt Hayes	6-1	G	4.0	1.3
23	Chase Flint	6-2	G	2.3	2.2
45	David Humphries	6-4	G	6.1	3.7
22	Godwin Okonji	6-7	F	6.5	6.0
42	Marin Mornar	6-9	F	10.4	5.4

**Loyola Marymount's last game**

W, 70-61 vs. San Diego, 2/5/15

BYU	CATEGORY	LMU
17-8, 7-5	W-L	8-16, 4-8
6-4	Last 10	4-6
2-3	Last 5	3-2
84.8	PPG	64.0
73.7	Opp PPG	69.3
+11.2	Margin	-5.3
.468	FG%	.439
.433	FG% Def	.451
.379	3FG%	.368
8.8	3FG/Game	5.0
.318	Opp 3FG%	.385
.770	FT%	.720
38.5	RPG	33.3
34.4	Opp RPG	31.3
+4.1	Margin	+2.0
17.4	Assist/Game	12.8
12.2	TO/Game	13.6
13.9	Opp TO/Game	11.3
+1.7	Margin	-2.4
7.7	Steals/Game	5.9
2.6	Blocks/Game	3.5

**BY THE NUMBERS**

- 1** Kyle Collinworth is the only player in the country in the top 100 in rebounds (53rd), assists (27th) and steals (42nd).
- 1** Tyler Haws is the only player in BYU history to surpass 1,700, 1,800 or 1,900 career points during his junior season. The previous record holder for points through a junior season by a Cougar was Danny Ainge, who scored 1,685 in his first three years at BYU. Haws and Ainge are the only Cougars to reach 1,000 career points as sophomores.
- 4** The number of triple-doubles by Kyle Collinworth this season, the most by a single player in BYU history and tied for the most in a season in NCAA history. Collinworth's triple-doubles have come against Hawai'i, Gonzaga, at San Francisco and at Pacific.
- 4** The number of conference players of the year for BYU since Dave Rose became head coach in 2005. Keena Young (2007), Lee Cummard (2008) and Jimmer Fredette (2011) all earned Mountain West Conference Player of the Year honors. Tyler Haws became BYU's first West Coast Conference Player of the Year in 2014.
- 6** The number of career records held by Tyler Haws. He owns the BYU career marks in free throws made, free throw percentage, games started and most 20-point games. He also holds West Coast Conference record for free throws made as well as free throws made in conference games only.
- 8** The number of triple-doubles recorded in BYU history, with the last four belonging to Kyle Collinworth. The last Cougar before Collinworth to record a triple-double was Michael Smith on Feb. 13, 1988. Fred Roberts, Danny Ainge and Kresimir Cosic also recorded triple-doubles.
- 8** The number of times a player in the West Coast Conference has scored 35 points or more in a single game since BYU joined the league in 2011. Six of the eight instances have been achieved by Tyler Haws: 42 vs. Virginia Tech on 12/29/12, 37 vs. Washington on 3/19/13, 35 vs. Pepperdine on 1/9/14, 48 at Portland on 1/23/14, 38 vs. Pacific on 1/30/14 and 35 at Utah State on 12/2/14. The other two players to reach 35 are Stephen Holt of Saint Mary's (35 on 2/22/14) and Jared Brownridge of Santa Clara (38 on 3/1/14).
- 9** The number of career games for Tyler Haws shooting 100 percent from the free throw line with a minimum of 10 attempts, a BYU record. He hit 10 of 10 at Wyoming on Feb. 20, 2010, 12 of 12 vs. Cal State Northridge on Nov. 24, 2012, 10 of 10 vs. Utah on Dec. 8, 2012, 10 of 10 at Weber State on Dec. 15, 2012, 14 of 14 at Loyola Marymount on March 2, 2013, 11 of 11 vs. Wichita State on Nov. 26, 2013, 14 of 14 vs. San Francisco on March 10, 2014, 11 of 11 vs. Gonzaga on March 11, 2014 and 10 of 10 vs. Hawaii on Dec. 6, 2014.
- 9** The number of consecutive seasons BYU has won at least 20 games and reached the postseason. Both streaks are program records.
- 17** The number of 3s BYU hit vs. Chaminade at the Maui Invitational on Nov. 25, a program record. The previous record was 15.
- 60** The number of consecutive games Tyler Haws scored in double figures dating back to his sophomore season, a career-best streak and the 3rd-best streak in BYU history. The streak ended on Dec. 23, 2014, against UMass.
- 88.6** Tyler Haws' career free-throw percentage, first all-time in BYU history. He has hit 679 of 766 from the line in his career.
- 249** Dave Rose (2005 to present) is second all-time in BYU basketball history with 249 career victories, behind only the great Stan Watts, who coached the Cougars to 371 wins from 1949 to 1972 and was inducted into the Naismith Memorial Basketball Hall of Fame in 1986. Rose and Watts are the only BYU coaches to coach at least 300 career games.
- 2,508** The number of points Tyler Haws has scored in his career, good for second all-time and 91 from tying Jimmer Fredette (2,599) for first. He is one of five Cougars all-time to reach 2,000 career points.

**LAST TIME OUT – COUGARS FALL TO PEPPERDINE AS WAVES RALLY IN THE SECOND HALF**

MALIBU, Calif. – BYU men's basketball fell 80-74 to Pepperdine as the Waves made a second-half push at the Firestone Fieldhouse Thursday night.

"The first seven or eight minutes of the second half were really the difference," BYU basketball coach Dave Rose said. "Not only the score, but the momentum. They were really good with the ball in our zone in the second half. Their spacing was better and we weren't quite as active. Basket after basket after basket and then it was a game."

Tyler Haws tied a game high with 22 points and added four rebounds with Anson Winder scoring 20 points, going 11 of 13 from the charity stripe. Winder's 11 made free throws were a career-high.

Kyle Collinworth finished with his ninth double-double of the season with 13 points and 10 rebounds. Skyler Halford added 11 points off the bench with three assists.

Five-straight points from Haws, a 3-pointer from Winder and a tip-in by Collinworth gave the Cougars a 10-7 start four minutes into the game. Collinworth finished with a two-hand dunk at the 13:38 mark as BYU retook the lead at 13-12 following a Pepperdine run.

The Cougars reeled off a 14-0 run over six minutes to extend their lead to 27-14 with 6:06 left in the half. The run included buckets by Winder, Frank Bartley IV and Halford. Collinworth and Isaac Neilson added two more dunks, followed by Halford's backdoor pass to Haws for the 35-21 lead with 1:40 remaining in the half.

BYU entered halftime up 38-25 shooting 56.0 percent from the field. Winder led all scorers with 12 points and Haws followed with 11 points. Collinworth entered the half with six points and seven rebounds.

It was a back-and-forth battle in the second half until the Waves went on a 12-2 run to cut their deficit to four at 46-42 with 13:45 on the clock. Holding onto a four-point lead, Halford connected for a big triple to push BYU back up 51-44 at the 13:05 mark.

With 9:01 remaining, Haws' trip to the free-throw line gave him 21 points for the most 20-point games in BYU history with 68. Pepperdine responded with a 6-0 run to take a 62-61 lead and continued to extend its lead and take the game 80-74.

The Cougars stay on the road to take on Loyola Marymount on Saturday at 1 p.m. PST. The game will be televised live on ROOT Sports and broadcast on the Cougar IMG Sports Network on KSL Newsradio 102.7 FM/1160 AM.

**QUICK FACTS**

**University Information**

Location: Provo, Utah 84602  
 Elevation: 4,553 feet  
 Enrollment: 33,336 (Daytime)  
 Founded: October 15, 1875  
 Owned: The Church of Jesus Christ of Latter-day Saints  
 Nickname: Cougars  
 Mascot: Cosmo  
 Colors: Blue and White  
 Arena (capacity): Marriott Center (20,900)  
 Conference: West Coast Conference  
 President: Kevin J Worthen (BYU, 1979)  
 Athletic Director: Tom Holmoe (BYU, 1983)  
 Athletic Website: BYUcougars.com  
 Tickets: (801) 422-BYU1 or (800) 322-BYU1

**2014-15 Preview**

Lettermen Returning/Lost: 8/4  
 Newcomers: 6  
 Starters Returning/Lost: 4/1  
 Returning Scoring: 70.3% (2,061 of 2,931 pts)  
 Returning Rebounding: 67.9% (972 of 1,432 reb)  
 Returning Assists: 66.4% (361 of 544 ast)  
 Returning Blocks: 71.8% (74 of 103)  
 Returning Minutes: 74.6% (5,317 of 7,125)

**2013-14 Review**

Overall Record: 23-12  
 Conference Record/Finish: 13-5 (2nd)  
 2014 Postseason: (0-1 in the NCAA tournament)  
 2nd Round: Oregon – L, 68-87  
 2014 Final National Ranking: NR/NR

**BYU Coaching Staff**

Head Coach: Dave Rose  
 Alma Mater (year): Houston (1983)  
 Record at School (years): 249-86 (10th year)  
 Career Division I Record (years): same  
 Basketball Office Fax: (801) 422-5965  
 Assistant Coaches (Alma Mater, year)  
 Terry Nashif (BYU, 2005)  
 Tim LaComb (Utah, 2006)  
 Mark Pope (Kentucky, 1996)  
 Dir. of Basketball Operations: Cody Fueger (Utah, 2006)

**BYU History**

First Year of Basketball: 1903  
 All-Time Record: 1730-1046 (.623)  
 Winning Seasons: 87 (last 2014)  
 Regular Season Conf. Championships: 29 (last 2011)  
 Postseason Appearances (record): 39 (30-40)  
 Total NCAA Appearances (record): 28 (15-31)  
 Last NCAA Appearance: 2014  
 Second Round: L vs. No. 7 seed Oregon, 68-87  
 Total NIT Appearances (Record): 11 (15-9)  
 Last NIT Appearance: 2013  
 Result: Advanced to the semifinals

**2014-15 BYU STARTING LINEUPS**

Opponent	(1)	(2)	(3)	(4)	(5)
Long Beach State	Collinsworth	Fischer	Haws	Austin	Worthington
Arkansas-Little Rock	Collinsworth	Fischer	Haws	Austin	Worthington
Southern Virginia	Halford	Fischer	Haws	Austin	Worthington
vs. San Diego State	Collinsworth	Fischer	Haws	Austin	Worthington
vs. Chaminade	Collinsworth	Fischer	Haws	Austin	Worthington
vs. Purdue	Collinsworth	Fischer	Haws	Austin	Worthington
Eastern Kentucky	Collinsworth	Fischer	Haws	Austin	Neilson
at Utah State	Collinsworth	Fischer	Haws	Austin	Worthington
vs. Hawai'i	Collinsworth	Fischer	Haws	Austin	Worthington
Utah	Collinsworth	Fischer	Haws	Austin	Worthington
at Weber State	Collinsworth	Fischer	Haws	Neilson	Worthington
Stanford	Collinsworth	Fischer	Haws	Neilson	Worthington
UMass	Collinsworth	Fischer	Haws	Neilson	Worthington
Gonzaga	Collinsworth	Fischer	Haws	Neilson	Worthington
Portland	Collinsworth	Fischer	Haws	Winder	Worthington
at Santa Clara	Collinsworth	Fischer	Haws	Winder	Worthington
at San Francisco	Collinsworth	Fischer	Haws	Winder	Worthington
Pepperdine	Collinsworth	Fischer	Haws	Winder	Worthington
Loyola Marymount	Collinsworth	Fischer	Haws	Winder	Worthington
at Pacific	Collinsworth	Fischer	Haws	Halford	Worthington
at Saint Mary's	Collinsworth	Fischer	Haws	Halford	Worthington
at San Diego	Collinsworth	Fischer	Haws	Winder	Worthington
San Francisco	Collinsworth	Fischer	Haws	Winder	Kaufusi
Santa Clara	Halford	Winder	Haws	Nixon	Kaufusi
at Pepperdine	Collinsworth	Winder	Haws	Nixon	Kaufusi
at Loyola Marymount					
Saint Mary's					
Pacific					
San Diego					
at Portland					
at Gonzaga					
Won-Loss Records	(1)	(2)	(3)	(4)	(5)
5-3	Collinsworth	Fischer	Haws	Austin	Worthington
1-0	Halford	Fischer	Haws	Austin	Worthington
1-0	Collinsworth	Fischer	Haws	Austin	Neilson
3-1	Collinsworth	Fischer	Haws	Neilson	Worthington
4-2	Collinsworth	Fischer	Haws	Winder	Worthington
1-1	Collinsworth	Fischer	Haws	Halford	Worthington
1-0	Collinsworth	Fischer	Haws	Winder	Kaufusi
1-0	Halford	Winder	Haws	Nixon	Kaufusi
0-1	Collinsworth	Winder	Haws	Nixon	Kaufusi

**GAMES PLAYED (RECORD)**

	2014-15	Career
Tyler Haws	25 (17-8)	129 (92-37)
Nate Austin	10 (7-3)	116 (80-36)
Anson Winder	23 (16-7)	123 (86-37)
Josh Sharp	13 (12-1)	105 (74-31)
Kyle Collinsworth	23 (15-8)	93 (69-24)
Skyler Halford	24 (17-7)	59 (40-19)
Frank Bartley IV	23 (15-8)	57 (38-19)
Luke Worthington	24 (17-7)	55 (38-17)
Ryan Andrus	11 (9-2)	same
Jordan Ellis	10 (9-1)	same
Chase Fischer	25 (17-8)	same
Corbin Kaufusi	24 (16-8)	same
Isaac Neilson	25 (17-8)	same
Dalton Nixon	22 (16-6)	same
Jake Toolson	20 (15-5)	same

**GAMES STARTED (RECORD)**

	2014-15	Career
Tyler Haws	25 (17-8)	127 (90-37)
Kyle Collinsworth	23 (15-8)	84 (61-23)
Anson Winder	9 (6-3)	34 (26-8)
Nate Austin	10 (7-3)	53 (35-18)
Josh Sharp	0 (0-0)	25 (18-7)
Skyler Halford	4 (3-1)	17 (13-4)
Luke Worthington	21 (14-7)	24 (17-7)
Chase Fischer	23 (16-7)	same
Isaac Neilson	5 (4-1)	same
Corbin Kaufusi	3 (2-1)	same
Dalton Nixon	2 (1-1)	same

**STREAKS**

Streak	2014-15	Overall
Current won/loss streak	1 loss	same
At home	3 wins	same
On the road	3 losses	same
On a neutral floor	1 win	same
At home vs. Nonconference	2 wins	same
At home vs. WCC	3 wins	same
On the road vs. Nonconference	2 wins	same
On the road vs. WCC	3 losses	same
On a neutral floor vs. Nonconference	1 win	same
On a neutral floor vs. WCC	—	1 loss
At regular season tournament	1 loss	same
At WCC Tournament	—	1 loss
NCAA Tournament	—	2 losses
At NIT	—	1 loss
Games with a 3-point make	25 games	28 games
Vs. In-state teams	1 win	same
At home vs. in-state teams	1 loss	same
On the road vs. in-state teams	2 wins	same

**LEADS AND DEFICITS, BYU'S BIGGEST...**

Halftime lead	28 (57-29 at San Francisco)
Halftime lead lost in defeat	13 (38-25 at Pepperdine)
Halftime deficit	10 (29-39 vs. Pepperdine)
Halftime deficit erased in victory	1 (46-47 vs. Long Beach State) 1 (31-32 at Utah State)
Overall lead	56 (97-41 vs. SVU)
Margin of victory	53 (101-48 vs. SVU)
Margin of defeat	7 (80-87 vs. Gonzaga)
Lead lost in defeat	16 (38-22 at Pepperdine)
Overall deficit	16 (15-31 vs. Gonzaga)
Deficit overcome in victory	9 (17-26 vs. Hawaii)

**Collinsworth in good company**

Junior guard Kyle Collinsworth has registered four triple-doubles this season, tied for the most in NCAA history. The career record of six is held by Michael Anderson (Drexel, 1985-88) and Shaquille O'Neal (LSU, 1990-92). See the list below for the most triple-doubles in a single season:

Player, Team	Class	Season	T-D
Michael Anderson, Drexel	So.	1985-86	4
Brian Shaw, UC Santa Barbara	Sr.	1987-88	4
Jason Kidd, California	So.	1993-94	4
Stephane Lasme, UMass	Sr.	2006-07	4
<b>Kyle Collinsworth, BYU</b>	<b>Jr.</b>	<b>2014-15</b>	<b>4</b>
David Robinson, Navy	Jr.	1985-86	3
Shaquille O'Neal, LSU	Jr.	1991-92	3
Gerald Lewis, SMU	Sr.	1992-93	3
Andre Iguodala, Arizona	So.	2003-04	3
Hassan Whiteside, Marshall	Fr.	2009-10	3

**HONORS CANDIDATES**

**Tyler Haws • All-America Candidate**

- Ranks second in the nation in scoring at 22.6 points per game and 17th in free throw percentage at 88.5
- Has three games with 30-plus points, including a season high of 35 points at Utah State
- Has scored 20-plus points 18 times
- Has season highs of 35 points, 5 threes, 8 rebounds, 6 assists, 3 steals and 3 blocks
- A candidate for the Senior CLASS Award
- Named to the Wooden Award Midseason Top 25
- Named to the Wooden Award Preseason Top 50
- Named to the Naismith Trophy Men's 50 Watch List
- Named preseason All-America honorable mention by the Associated Press
- Selected to the preseason All-WCC team by the league's coaches
- Named All-America Honorable Mention, WCC Player of the Year, All-WCC First Team, USBWA All-District VIII First Team, WCC All-Tournament and the CollegeSportsMadness.com All-High Major First Team in 2013-14
- 2013-14 season averages of 23.2 ppg, 3.8 rpg, 1.5 apg and 1.0 spg and season shooting percentages of .463 from the field, .404 from three and .881 from the free throw line
- Scored in double figures in all 33 games played, 20-plus points 21 times, 30-plus points 7 times and 40-plus points once

**Kyle Collinsworth • All-WCC, All-District Candidate**

- Ranks 27th in the nation in assists, 42nd in steals and 53rd in rebounds
- Tied the NCAA record for triple-doubles in a season with four (against Hawaii, Gonzaga, at San Francisco, at Pacific)
- Has 9 double-doubles
- Has season highs of 21 points, 15 rebounds, 11 assists, 6 steals and 2 blocks
- Named preseason All-WCC
- Named All-WCC First Team in 2013-14
- 2013-14 season averages of 14.0 ppg, 8.1 rpg, 4.6 apg and 1.7 spg and season shooting percentages of .497 from the field and .364 from three
- Had season highs of 20 points, 13 rebounds, 9 assists, 3 blocks and 5 steals
- In all games was: 14th in the WCC in scoring, 2nd in rebounding, 13th in field goal percentage, 3rd in assists, 3rd in steals, 11th in assist/turnover ratio, 5th in offensive rebounds, 3rd in defensive rebounds and 6th in minutes played (as of 3/12/14)

**2014-15 STORYLINES AND NOTES**

**Dave Rose**

BYU head coach Dave Rose has led the Cougars to one of the most successful runs in program history since taking over in 2005. His career record of 249-86 ranks him second in BYU history in total victories and first in winning percentage (.743). Rose has been named conference coach of the year three times, district coach of the year twice, led the Cougars to four conference titles, seven NCAA tournament appearances, two NIT appearances, six 25-win seasons and nine 20-win seasons. In 2010, he led BYU to its first NCAA tournament win in 17 years and the Cougars won at least one postseason game in the next three seasons, including a spot in the Sweet 16 in 2011, a win in the 2012 NCAA tournament and a trip to the NIT semifinals in 2013.

**Hot shooting from downtown**

BYU is hitting threes at a record-setting pace in 2014-15. Through 21 games, the Cougars have already surpassed last season's output and are on pace to break the records for made threes and threes per game set in 2010-11. See below for more data on BYU's 3-point shooting during the Dave Rose era.

Season	Games Played	Games w/10-plus 3s	Total 3s	3s/Game	Season	Games Played	Games w/10-plus 3s	Total 3s	3s/Game
2005-06	29	5	202	7.0	2010-11	37	11	312	8.4
2006-07	34	7	256	7.5	2011-12	35	8	233	6.7
2007-08	35	11	285	8.1	2012-13	36	4	213	5.9
2008-09	33	8	238	6.8	2013-14	35	3	177	5.1
2009-10	36	9	292	8.1	2014-15	25	10	220	8.8

**Rose vs. the state**

BYU basketball coach Dave Rose has compiled a record of 31-8 vs. in-state opponents since taking over in 2005-06. He has the best winning percentage (.795) of any coach vs. in-state teams during that time and is second in wins (Utah State's Stew Morrill is 32-11 vs. in-state teams since 2005-06, a .743 winning percentage). BYU won at Utah State 91-81 on Dec. 2, lost to Utah 65-61 on Dec. 10 and won at Weber State 76-60 on Dec. 13.

Opponent	W	L	Opponent	W	L
Utah	12	5	Weber State	10	0
Utah State	6	3	Southern Utah	3	0

**Cougars leading the league**

In each of BYU's three seasons in the WCC, the Cougars have had the leading scorer in all games (Noah Hartsock in 2011-12, Tyler Haws in 2012-13 and 2013-14) and in league games (Brandon Davies in 2011-12, Haws in 2012-13 and 2013-14). Only one other school (Loyola Marymount from 1988-89 to 1991-92) has had the league's leading scorer in at least three-straight seasons in all games. In league games, a school has had the league's leading scorer in at least three-straight seasons three other times. Haws could become the first player in league history to lead the league in scoring in three-straight seasons.

**Rose among the nation's best**

Dave Rose is 12th in career winning percentage among active NCAA Division I head coaches (as of Feb. 5, 2015).

Rk	Coach	Yrs.	W	L	Pct.	Rk	Coach	Yrs.	W	L	Pct.
1	Mark Few, Gonzaga	16	426	101	.8083	7	Bill Self, Kansas	22	551	177	.7569
2	Roy Williams, UNC	27	741	196	.7908	8	Shaka Smart, VCU	6	155	50	.7561
3	John Calipari, Kentucky	23	577	175	.7673	9	Bruce Pearl, Auburn	20	473	156	.7520
4	Thad Matta, Ohio State	15	394	120	.7665	10	Jim Boeheim, Syracuse	39	963	327	.7465
5	Mike Krzyzewski, Duke	40	1002	309	.7643	11	Jamie Dixon, Pittsburgh	12	303	104	.7445
6	Bo Ryan, Wisconsin	31	724	226	.7621	12	Dave Rose, BYU	10	249	86	.7433

**Number of games to...**

See the table below for the number of games it has taken BYU's best scorers to reach various milestones.

1,500 Points	1,600 Points	1,700 Points	1,800 Points	1,900 Points	2,000 Points
Danny Ainge - 77	Danny Ainge - 82	Danny Ainge - 87	Danny Ainge - 91	Danny Ainge - 96	Danny Ainge - 99
Kresimir Cosic - 79	<b>Tyler Haws - 90</b>	<b>Tyler Haws - 93</b>	<b>Tyler Haws - 97</b>	Devin Durrant - 102	Devin Durrant - 106
<b>Tyler Haws - 86</b>	Devin Durrant - 93	Devin Durrant - 96	Devin Durrant - 99	<b>Tyler Haws - 102</b>	<b>Tyler Haws - 108</b>
Devin Durrant - 89	Michael Smith - 95	Michael Smith - 99	Michael Smith - 103	Michael Smith - 107	Michael Smith - 110
Michael Smith - 91	Fred Roberts - 103	Jimmer Fredette - 110	Jimmer Fredette - 114	Jimmer Fredette - 118	Jimmer Fredette - 120
Fred Roberts - 98	Jimmer Fredette - 105	Fred Roberts - 111	Fred Roberts - 118		
2,100 Points	2,200	2,300	2,400	2,500	
Danny Ainge - 102	Danny Ainge - 107	Danny Ainge - 112	Danny Ainge - 115	<b>Tyler Haws - 129</b>	
Devin Durrant - 111	Devin Durrant - 114	<b>Tyler Haws - 121</b>	<b>Tyler Haws - 125</b>	Jimmer Fredette - 136	
<b>Tyler Haws - 112</b>	<b>Tyler Haws - 115</b>	Michael Smith - 122	Jimmer Fredette - 134		
Michael Smith - 115	Michael Smith - 119	Jimmer Fredette - 131			
Jimmer Fredette - 123	Jimmer Fredette - 127				

**ESPN's Seth Greenberg names Collinsworth a nightmare matchup**

Seth Greenberg of ESPN.com named Kyle Collinsworth one of the top 10 matchup nightmares in college basketball in an article for ESPN.com Insider. See what he had to say below:

**5. Kyle Collinsworth, BYU Cougars**

**2014-15 per game stats: 13.2 points, 8.5 rebounds, 5.9 assists**

Collinsworth is one of the most complete players in college basketball; he has three triple-doubles already this season. A 6-6, 210-pound guard, he sees the floor, rebounds his position and attacks the basket while shooting 38.5 percent from 3-point range. Collinsworth is a hard cutter and a downhill driver who gets to the line more than five times per game. He's an alert defender on and off the ball, and plays with a reckless abandon. He and **Tyler Haws** form one of the most dynamic wing tandems in the nation.



CAREER

Rk	Name, Years	Pts
1	Jimmer Fredette, 2007-11	2,599
2	<i>Tyler Haws, 2009-10, 12-present</i>	<i>2,508</i>
3	Danny Ainge, 1977-81	2,467
4	Michael Smith, 1983-84, 86-89	2,319
5	Devin Durrant, 1978-80, 82-84	2,285
6	Russell Larson, 1991-95	1,885
7	Fred Roberts, 1978-82	1,841
8	Jeff Chatman, 1984-88	1,824
9	Mekeli Wesley, 1997-01	1,740
10	Mark Bigelow, 1998-99, 01-04	1,715
11	Brandon Davies, 2009-13	1,680
12	Ken Roberts, 1990-91, 93-96	1,652
13	Lee Cummond, 2005-09	1,569
14	Jonathan Tavemari, 2006-10	1,519
15	Kresimir Cosic, 1970-73	1,513
16	Joe Nelson, 1947-50	1,494
17	Jay Cheesman, 1973-77	1,408
18	Roland Minson, 1948-51	1,407
19	Andy Toolson, 1984-85, 87-90	1,388
20	Trent Plaisted, 2004-08	1,372
21	Marty Haws, 1986-90	1,337
22	Dick Nemelka, 1963-66	1,299
23	Alan Taylor, 1976-80	1,284
24	Jackson Emery, 2005-06, 08-11	1,235
25	Doug Richards, 1971-74	1,218
26	Gary Trost, 1987-88, 90-93	1,205
27	Matt Carlino, 2011-14	1,201
28	Eldon Brinley, 1927-31	1,195
29	Noah Hartsock, 2008-12	1,191
30	Joe Richey, 1950-53	1,177
	<i>Kyle Collinworth, 2010-11, 12-present</i>	<i>973</i>

Points Per Game

Rk	Name, Years	G	Pts	Avg
1	John Fairchild, 1963-65	53	1,109	20.92
2	Danny Ainge, 1977-81	118	2,467	20.91
3	Devin Durrant, 1978-80, 82-84	117	2,285	19.5
4	<i>Tyler Haws, 2009-10, 12-present</i>	<i>129</i>	<i>2,508</i>	<i>19.4</i>
5	Kresimir Cosic, 1970-73	79	1,513	19.2
6	Michael Smith, 1983-84, 86-89	122	2,319	19.0
7	Bernie Fryer, 1970-72	55	1,030	18.73
8	Jimmer Fredette, 2007-11	139	2,599	18.70
9	Terrell Lyday, 1999-01	66	1,105	16.74
10	Dick Nemelka, 1963-66	78	1,299	16.65

Field Goals Made

Rk	Name, Years	FG
1	Danny Ainge, 1977-81	987
2	Michael Smith, 1983-84, 86-89	886
3	<i>Tyler Haws, 2009-10, 12-present</i>	<i>841</i>
4	Jimmer Fredette, 2007-11	838
5	Devin Durrant, 1978-80, 82-84	832

Field Goal Attempts

Rk	Name, Years	FG
1	Danny Ainge, 1977-81	1,875
2	Jimmer Fredette, 2007-11	1,843
3	<i>Tyler Haws, 2009-10, 12-present</i>	<i>1,759</i>
4	Michael Smith, 1983-84, 86-89	1,749
5	Devin Durrant, 1978-80, 82-84	1,527

Free Throws Made

Rk	Name, Years	FT
1	<i>Tyler Haws, 2009-10, 12-present</i>	<i>679</i>
2	Jimmer Fredette, 2007-11	627
3	Devin Durrant, 1978-80, 82-84	621
4	Russell Larson, 1991-95	541
5	Ken Roberts, 1990-91, 93-96	511

Free Throw Attempts

Rk	Name, Years	FT
1	Devin Durrant, 1978-80, 82-84	820
2	<i>Tyler Haws, 2009-10, 12-present</i>	<i>766</i>
3	Jimmer Fredette, 2007-11	711
4	Brandon Davies, 2009-13	691
5	Russell Larson, 1991-95	673

Free Throw Percentage\*

Rk	Name, Years	FT	FTA	Pct
1	<i>Tyler Haws, 2009-10, 12-present</i>	<i>679</i>	<i>766</i>	<i>.886</i>
2	Jimmer Fredette, 2007-11	627	711	.882
3	Michael Smith, 1983-84, 86-89	431	491	.878
4	Lee Cummond, 2005-09	294	349	.842
5	Randy Reid, 1992-96	338	407	.830
6	Brian Taylor, 1982-84, 86-88	229	277	.827
7	Gary Batchelor, 1960-63	251	304	.826
8	Noah Hartsock, 2008-12	230	281	.819
9	Danny Ainge, 1977-81	493	604	.816
10	Doug Howard, 1967-70	287	353	.813

\*Minimum 200 FT Made

6 #BYUhoops

3-Point Field Goals Made

Rk	Name, Years	3FG
1	Jimmer Fredette, 2007-11	296
2	Jonathan Tavemari, 2006-10	265
3	Jackson Emery, 2005-06, 08-11	230
4	Mark Bigelow, 1998-99, 01-04	213
5	Mike Rose, 2003-07	163
6	Matt Carlino, 2011-14	157
7	Lee Cummond, 2005-09	153
8	<i>Tyler Haws, 09-10, 12-present</i>	<i>147</i>
9	Andy Toolson, 1984-85, 87-90	141
10	Nick Sanderson, 1991-93	129
11	Terrell Lyday, 1999-01	127
12	Mark Heslop, 1988-92	126
13	Michael Smith, 1983-84, 86-89	116
14	Randy Reid, 1992-96	114
15	Austin Ainge, 2003-07	113
16	Nathan Call, 1986-88, 90-92	110
17	Jimmy Balderson, 2001-02, 04-07	109
18	Todd Christensen, 1995-96, 98-00	104
19	Brook Zylstra, 2009-13	102
20	Robbie Reid, 1993-95	96
21	<i>Anson Winder, 2011-present</i>	<i>95</i>

Steals

Rk	Name, Years	G	Stl	Avg
1	Jackson Emery, 2005-06, 08-11	133	249	1.9
2	Danny Ainge, 1977-81	118	195	1.7
3	Marty Haws, 1986-90	123	182	1.5
4	Jimmer Fredette, 2007-11	139	167	1.2
5	Jonathan Tavemari, 2006-10	132	165	1.3
6	Matt Carlino, 2011-14	96	161	1.7
7	<i>Kyle Collinworth, 2010-11, 12-present</i>	<i>93</i>	<i>142</i>	<i>1.5</i>
8	Scott Sinek, 1981-85	115	140	1.2
9	Nathan Call, 1986-88, 90-92	129	138	1.1
10	Brandon Davies, 2009-13	135	132	1.0
11	Russell Larson, 1991-95	129	131	1.0
12	Lee Cummond, 2005-09	131	129	1.0
13	<i>Tyler Haws, 2009-10, 12-present</i>	<i>129</i>	<i>129</i>	<i>1.0</i>
14	Matt Montague, 1996-97, 99-02	122	124	1.0
15	Randy Reid, 1992-96	125	118	0.9
16	Mark Bigelow, 1998-99, 01-04	120	116	1.0
17	Ken Roberts, 1990-91, 93-96	126	104	0.8
18	Justin Weidauer, 1991-92, 95-98	85	102	1.2
20	<i>Anson Winder, 2011-present</i>	<i>123</i>	<i>100</i>	<i>0.8</i>
19	Terrell Lyday, 1999-01	66	99	1.5
21	Mekeli Wesley, 1997-01	115	97	0.8

Steals Per Game

Rk	Name, Years	G	Stl	Avg
1	Jackson Emery, 2005-06, 08-11	133	249	1.87
2	Matt Carlino, 2011-present	96	161	1.677
3	Danny Ainge, 1977-81	118	195	1.652
4	<i>Kyle Collinworth, 2010-11, 12-present</i>	<i>93</i>	<i>142</i>	<i>1.53</i>
5	Terrell Lyday, 1999-01	66	99	1.50
6	Mike Hall, 2003-05	60	89	1.48
7	Marty Haws, 1986-90	123	182	1.48
8	Robbie Reid, 1993-95	64	94	1.47
9	Rafael Araujo, 2002-04	62	88	1.42
10	Jonathan Tavemari, 2006-10	132	165	1.25
11	Brett Applegate, 1982-84	60	74	1.23
12	Scott Sinek, 1981-85	115	140	1.22
13	Jimmer Fredette, 2007-11	139	167	1.20
14	Justin Weidauer, 1991-92, 95-98	85	102	1.20
15	Nathan Vranes, 1996-97, 98-00	63	71	1.13
16	Nathan Call, 1986-88, 90-92	129	138	1.07
17	Kevin Woodberry, 2002-04	62	65	1.05
18	Kevin Santiago, 1988-90	59	61	1.034
19	Matt Montague, 1996-97, 99-02	122	124	1.0164
20	Russell Larson, 1991-95	129	131	1.0155
21	<i>Tyler Haws, 2009-10, 12-present</i>	<i>129</i>	<i>129</i>	<i>1.0</i>

Blocks

Rk	Name, Years	G	Blk	Avg
1	Greg Kite, 1979-83	112	208	1.9
2	Noah Hartsock, 2008-12	134	177	1.3
3	Shawn Bradley, 1990-91	34	177	5.2
4	Russell Larson, 1991-95	129	166	1.3
5	Brandon Davies, 2009-13	135	123	0.9
6	Alan Taylor, 1976-80	110	119	1.1
7	Trent Plaisted, 2004-08	103	107	1.0
8	Jeff Chatman, 1984-88	122	107	0.9
9	Lee Cummond, 2005-09	131	106	0.8
10	Chris Miles, 2004-05, 07-10	131	89	0.7
11	Jim Usevitch, 1982-84, 86-88	107	84	0.8
12	Mekeli Wesley, 1997-01	115	82	0.7
13	Fred Roberts, 1978-82	119	75	0.6
14	Eric Nielsen, 1996-97, 99-02	122	74	0.6
15	Ken Roberts, 1990-91, 93-96	126	73	0.6
16	<i>Nate Austin, 2011-present</i>	<i>116</i>	<i>71</i>	<i>0.6</i>
17	Alan Pollard, 1984-86	60	62	1.0
18	Jared Miller, 1990-93	88	60	0.7

Offensive Rebounds

Rk	Name, Years	G	Stl	Avg
1	Ken Roberts, 1990-91, 93-96	126	268	2.13
2	Brandon Davies, 2009-13	135	246	1.82
3	Russell Larson, 1991-95	129	245	1.90
4	<i>Nate Austin, 2011-present</i>	<i>116</i>	<i>235</i>	<i>2.03</i>
5	Trent Plaisted, 2004-08	103	231	2.24
6	Gary Trost, 1987-88, 90-93	114	210	1.84
7	Lee Cummond, 2005-09	131	202	1.54
8	Keena Young, 2004-07	88	201	2.28
9	Noah Hartsock, 2008-12	134	194	1.45
10	<i>Kyle Collinworth, 2010-11, 13-present</i>	<i>93</i>	<i>190</i>	<i>2.04</i>
11	Mekeli Wesley, 1997-01	115	182	1.58
12	Rafael Araujo, 2002-04	62	178	2.87
13	Charles Abouo, 2008-12	141	177	1.26
14	Justin Weidauer, 1991-92, 95-98	85	176	2.07
15	Nathan Cooper, 1995-96, 98-01	122	172	1.41
16	Jared Miller, 1990-93	88	166	1.89
17	Jared Jensen, 2001-2005	118	161	1.36
18	Eric Nielsen, 1996-97, 99-02	122	151	1.24
19	Mark Durrant, 1989-90, 92-95	128	150	1.17
20	Chris Miles, 2004-05, 07-10	131	134	1.02

Minutes Played

Rk	Name, Years	G	Stl	Avg
1	Danny Ainge, 1977-81	118	4,259	36.1
2	Jimmer Fredette, 2007-11	139	4,119	29.6
3	<i>Tyler Haws, 2009-10, 12-present</i>	<i>129</i>	<i>4,108</i>	<i>31.8</i>
4	Fred Roberts, 1978-82	119	4,058	34.1
5	Devin Durrant, 1978-80, 82-84	117	3,949	33.8
6	Ken Roberts, 1990-91, 93-96	126	3,910	31.0
7	Michael Smith, 1983-84, 86-89	122	3,877	31.8
8	Mark Bigelow, 1998-99, 01-04	120	3,842	32.0
9	Randy Reid, 1992-96	125	3,672	29.4
10	Lee Cummond, 2005-09	131	3,602	27.5

Games Started

Rk	Name, Years	GS
1	<i>Tyler Haws, 2009-10, 12-present</i>	<i>127</i>
2	Randy Reid, 1992-96	123
3	Jeff Chatman, 1984-88	122
4	Ken Roberts, 1990-91, 93-96	121
5	Mark Bigelow, 1998-99, 01-04	119
	Fred Roberts, 1978-82	119

Most 20-Point Games

Rk	Name, Years	#
1	<i>Tyler Haws, 2009-10, 12-present</i>	<i>68</i>
2	Michael Smith, 1983-84, 86-89	67
3	Danny Ainge, 1977-81	65
4	Jimmer Fredette, 2007-11	63
5	Devin Durrant, 1978-80, 82-84	57
6	Kresimir Cosic, 1970-73	38
7	Jeff Chatman, 1984-88	36
8	Russell Larson, 1991-95	34
9	Fred Roberts, 1978-82	33
10	Ken Roberts, 1990-91, 93-96	31

Consecutive 20-Point Games

Rk	Name, Years	Pts
1	Jimmer Fredette, 1/5/11 to 3/24/11	22
2	Danny Ainge, 12/19/80 to 1/24/81	12
	Michael Smith, 12/17/88 to 2/2/89	12
4	Devin Durrant, 12/28/83 to 2/8/84	11
	<i>Tyler Haws, 3/2/13 to 11/25/13</i>	<i>11</i>
6	Michael Smith, 2/9/89 to 3/10/89	10
7	<i>Tyler Haws, 1/3/15 to present</i>	

INDIVIDUAL SEASON RECORDS

Points Per Game\*

Rk	Name, Years	G	Pts	Avg
1	Jimmer Fredette, 2010-11	37	1,068	28.9
2	Devin Durrant, 1983-84	31	866	27.9
3	Michael Smith, 1988-89	29	765	26.4
4	Danny Ainge, 1980-81	32	782	24.4
5	Dick Nemelka, 1965-66	25	599	24.0
6	Tyler Haws, 2013-14	33	767	23.2
7	Devin Durrant, 1982-83	29	662	22.8
8	<b>Tyler Haws, 2014-15</b>	<b>25</b>	<b>564</b>	<b>22.6</b>
9	Kresimir Cosic, 1971-72	26	581	22.4
10	Jimmer Fredette, 2009-10	34	751	22.1
11	Timo Saarelainen, 1984-85	29	639	22.0
12	Tyler Haws, 2012-13	36	780	21.7
13	John Fairchild, 1964-65	28	602	21.5
14	Michael Smith, 1987-88	32	679	21.2
15	Danny Ainge, 1977-78	30	632	21.1
16	John Fairchild, 1963-64	25	507	20.28
17	Doug Richards, 1973-74	26	527	20.27
18	Kresimir Cosic, 1972-73	26	525	20.19
19	Dave Eastis, 1959-60	24	483	20.13
20	Michael Smith, 1986-87	32	643	20.09

\*Minimum 20 Games Played

3-Point Field Goals

Rk	Name, Years	3FG
1	Jimmer Fredette, 2010-11	124
2	Jackson Emery, 2010-11	92
3	Jonathan Tavemari, 2007-08	88
4	Jackson Emery, 2009-10	85
	Jonathan Tavemari, 2008-09	85
6	Jimmer Fredette, 2009-10	77
7	<b>Chase Fischer, 2014-15</b>	<b>75</b>
8	Andy Toolson, 1989-90	74
9	Nick Sanderson, 1992-93	73
10	Danny Bower, 1997-98	68
11	Terrill Lyday, 1999-00	67
12	Mark Bigelow, 2001-02	65
13	Mark Bigelow, 2002-03	63
	Jonathan Tavemari, 2009-10	63
15	Mike Rose, 2006-07	61
	Robbie Reid, 1994-95	61
17	Lee Cummond, 2007-08	60
	Bob Capener, 1986-87	60
	Matt Carlino, 2013-14	60
	Terrill Lyday, 2000-01	60

3-Point Field Goal Percentage\*

Rk	Name, Years	3FG	3FGA	Pct
1	Nathan Call, 1991-92	45	85	.529
2	Andy Toolson, 1989-90	74	151	.490
3	Brock Reichner, 2005-06	53	110	.482
4	Austin Ainge, 2006-07	56	117	.479
5	Lee Cummond, 2007-08	60	127	.472
6	Mike Rose, 2006-07	61	131	.466
7	Mark Heslop, 1991-92	58	127	.457
8	Jimmer Fredette, 2009-10	77	175	.440
9	Lee Cummond, 2006-07	40	92	.435
10	Michael Smith, 1987-88	49	113	.434
11	Jackson Emery, 2009-10	85	197	.431
12	Sam Burgess, 2007-08	56	132	.424
13	Luiz Lemes, 2003-04	36	85	.4235
14	Mark Bigelow, 2001-02	65	154	.4220
15	Travis Hansen, 2001-02	35	83	.4216
16	<b>Chase Fischer, 2014-15</b>	<b>75</b>	<b>178</b>	<b>.421</b>
17	Todd Christensen, 1999-00	39	93	.419
18	Mark Bigelow, 2002-03	63	151	.4172
19	Michael Vranes, 1998-99	40	96	.4166
20	Mike Rose, 2004-05	56	138	.406

\*Minimum 35 3FG Made

3-Point Field Goals Per Game\*

Rk	Name, Years	G	3FGA	Pct
1	Jimmer Fredette, 2010-11	37	124	3.4
2	<b>Chase Fischer, 2014-15</b>	<b>24</b>	<b>75</b>	<b>3.1</b>
3	Jonathan Tavemari, 2008-09	33	85	2.6
4	Jonathan Tavemari, 2007-08	35	88	2.51
5	Jackson Emery, 2010-11	37	92	2.49
6	Andy Toolson, 1989-90	30	74	2.47
7	Jackson Emery, 2009-10	35	85	2.43
8	Danny Bower, 1997-98	30	68	2.267
9	Jimmer Fredette, 2009-10	34	77	2.265
10	Mark Bigelow, 2001-02	30	65	2.167
11	Nick Sanderson, 1992-93	34	73	2.147
12	Trent Whiting, 2001-02	26	55	2.115
13	Terrill Lyday, 1999-00	33	67	2.03
14	Mark Bigelow, 2002-03	32	63	1.97
15	Robbie Reid, 1994-95	32	61	1.91
	Mike Rose, 2006-07	32	61	1.91
17	Bob Capener, 1986-87	32	60	1.88
18	Mike Rose, 2004-05	30	56	1.87
19	Brock Reichner, 2005-06	29	53	1.83
20	Terrill Lyday, 2000-01	33	60	1.82

\*Minimum 20 Games Played

Free Throw Percentage\*

Rk	Name, Years	FT	FTA	Pct
1	Michael Smith, 1988-89	160	173	.925
2	Tyler Haws, 2009-10	110	120	.917
3	Michael Smith, 1986-87	103	114	.904
4	Bob Quinney, 1964-65	55	61	.902
	Chris Nikchevich, 1983-84	55	61	.902
6	Jimmer Fredette, 2010-11	252	282	.894
7	Jimmer Fredette, 2009-10	224	251	.892
8	<b>Tyler Haws, 2014-15</b>	<b>161</b>	<b>182</b>	<b>.885</b>
9	Tyler Haws, 2013-14	223	253	.881
10	Scott Runia, 1978-79	50	57	.8772
11	Tyler Haws, 2012-13	185	211	.8770
12	Gary Batchelor, 1962-63	104	119	.8739
13	Brian Taylor, 1987-88	97	111	.8738
14	Lee Cummond, 2008-09	122	140	.871
15	Danny Ainge, 1977-78	146	169	.864
16	Lee Cummond, 2007-08	96	112	.857
17	Randy Reid, 1992-93	71	83	.855
18	Doug Howard, 1969-70	122	143	.853
19	Randy Reid, 1994-95	86	101	.8515
20	Nick Sanderson, 1992-93	103	121	.8512

\*Minimum 50 FT Made

Assists Per Game\*

Rk	Name, Year	G	Ast	Avg
1	Matt Montague, 2001-02	30	217	7.2
2	Nathan Call, 1991-92	32	204	6.4
3	<b>Kyle Collinsworth, 2014-15</b>	<b>23</b>	<b>128</b>	<b>5.6</b>
4	Danny Ainge, 1977-78	30	158	5.3
5	Marty Haws, 1988-89	29	149	5.14
6	Randy Reid, 1995-96	28	142	5.07
7	Matt Montague, 1996-97	26	131	5.0
8	Robbie Reid, 1994-95	32	157	4.9
9	Scott Runia, 1977-78	30	145	4.83
10	Nathan Call, 1990-91	34	164	4.82
11	Matt Carlino, 2012-13	36	171	4.75
12	Brian Taylor, 1987-88	32	151	4.72
13	Jimmer Fredette, 2009-10	34	159	4.67
14	Matt Carlino, 2011-12	25	115	4.60
15	Kyle Collinsworth, 2013-14	34	156	4.59
16	Danny Ainge, 1979-80	29	132	4.55
17	Luiz Lemes, 2003-04	30	136	4.53
18	Danny Ainge, 1978-79	27	122	4.52
19	Austin Ainge, 2006-07	34	150	4.4
20	Jimmer Fredette, 2010-11	37	160	4.324

\*Minimum 20 Games Played

Steals Per Game\*

Rk	Name, Year	G	Stl	Avg
1	Jackson Emery, 2010-11	37	101	2.7
2	Jackson Emery, 2009-10	35	91	2.6
3	Marty Haws, 1989-90	30	66	2.2
4	<b>Kyle Collinsworth, 2014-15</b>	<b>23</b>	<b>46</b>	<b>2.0</b>
	Danny Ainge, 1977-78	30	60	2.0
6	Robbie Reid, 1994-95	32	61	1.906
7	Terrill Lyday, 1999-00	33	62	1.879
8	Matt Carlino, 2012-13	36	64	1.8
9	Matt Carlino, 2013-14	35	61	1.743
10	Danny Ainge, 1978-79	27	46	1.704
11	Marty Haws, 1988-89	29	48	1.655
12	Kyle Collinsworth, 2013-14	34	57	1.676
13	Brett Applegate, 1983-84	31	51	1.645
14	Mike Hall, 2004-05	30	47	1.567
15	Scott Sinek, 1984-85	27	41	1.519
16	Jimmer Fredette, 2008-09	33	50	1.515
17	Jonathan Tavemari, 2008-09	33	49	1.485
18	Danny Ainge, 1979-80	29	43	1.483
19	Lee Cummond, 2006-07	34	50	1.471
20	Randy Reid, 1995-96	28	41	1.464

\*Minimum 20 Games Played

Most 10 Assist Games

Rk	Name, Years	#
1	Matt Montague, 2000-01	7
2	Nathan Call, 1991-92	5
3	Mike May, 1976-77	4
	<b>Kyle Collinsworth, 2010-11, 12-present</b>	<b>4</b>
5	Randy Reid, 1992-93	3
6	Kresimir Cosic, 1972-73	3
	Danny Ainge, 1979-80	2
	Danny Ainge, 1977-78	2
	Marty Haws, 1988-89	2
	Scott Runia, 1977-78	2
	Randy Reid, 1995-96	2
	Robbie Reid, 1994-95	2
	Matt Montague, 1996-97	2
	Averian Parrish, 1985-86	2

Triple-Doubles

Rk	Name, Years	T-D
1	<b>Kyle Collinsworth, 2010-11, 12-present</b>	<b>4</b>
2	Danny Ainge	1
	Fred Roberts	1
	Kresimir Cosic	1
	Michael Smith	1

Most 5 3-Pointers Games

Rk	Name, Years	G
1	Jimmer Fredette, 2010-11	10
2	Jackson Emery, 2010-11	6
	<b>Chase Fischer, 2014-15</b>	<b>6</b>
4	Jackson Emery, 2009-10	5
	Jonathan Tavemari, 2007-08	5
6	Jonathan Tavemari, 2008-09	4

Consecutive Games with a Three

Rk	Name, Years	G
1	Jimmer Fredette, 2010-11	28
2	Jonathan Tavemari, 2008-09	22
3	Terrill Lyday, 1999-00	21
4	<b>Chase Fischer, 2014-15</b>	<b>18</b>
5	Andy Toolson, 1989-90	16
	Jonathan Tavemari, 2007-08	16
7	Mark Bigelow, 2001-02	15
	Jackson Emery, 2009-10	15

INDIVIDUAL SINGLE GAME

3-Point Field Goals

Rk	Name, Years	3FG
1	<b>Chase Fischer (Jr.) vs. Chaminade, 11/25/2014*</b>	<b>10</b>
2	Jimmer Fredette (Jr.) at Arizona, 12/28/2009	9
3	Mike Rose (Sr.) vs. UNLV, 02/03/2007	8
	Matt Carlino (Jr.) vs. Portland, 02/22/2014	8
	Mike Rose (Fr.) vs. Southern Utah, 11/21/2003	8
6	Nick Sanderson (Sr.) at Utah State, 12/04/1992	7
	Jimmer Fredette (Sr.) vs. New Mexico, 03/11/2011	7
	Jimmer Fredette (Sr.) vs. Gonzaga, 03/19/2011	7
	Jimmer Fredette (Sr.) at UNLV, 01/05/2011	7
	Danny Bower (Jr.) vs. Ohio State, 12/30/1997	7

\*Also set the BYU records for most threes in a half (9) and the most made threes without a miss (8)

3-Point Field Goal Percentage (Freshman)\*

Rk	Name, Years	FG	FGA	Pct
1	Jonathan Tavemari vs. TCU, 01/10/2007	6	7	.857
	Anson Winder vs. Buffalo, 12/20/2011	6	7	.857
3	Jimmer Fredette vs. Hartford, 11/20/2007	4	5	.800
	Tyler Haws vs. Wyoming, 01/20/2010	4	5	.800
	Mike Rose vs. Western Oregon, 12/10/2003	4	5	.800
	<b>Isaac Neilson at Weber State, 12/13/2014</b>	<b>4</b>	<b>5</b>	<b>.800</b>
6	Michael Vranes vs. TCU, 03/02/1999	5	7	.714
7	Michael Vranes at UC-Irvine, 12/22/1998	6	9	.667
	Mark Bigelow vs. UTEP, 02/27/1999	4	6	.667
	Robbie Reid at Utah, 01/08/1994	4	6	.667

\*Minimum 5 3-Point FG Attempts

TEAM SINGLE GAME

Most Points

Rk	Name, Years	Pts
1	vs. Sacramento State, 02/25/1993	128
2	at Americas, 12/10/1965	123
	at San Diego State, 01/24/1980	123
4	vs. Utah State, 12/19/1987	121
	<b>vs. Chaminade, 11/25/2014</b>	<b>121</b>
6	vs. Oral Roberts, 12/23/1978	120
7	vs. Hofstra, 11/30/1983	119
8	at Utah State, 02/01/1968	118
9	vs. Xavier, 12/30/1964	115
	vs. Utah State, 01/22/1966	115
	vs. Utah, 03/05/1966	115

Most Points, 1st Half

Rk	Name, Years	Pts
1	vs. Hofstra, 11/30/1983	66
	<b>vs. Chaminade, 11/25/2014</b>	<b>66</b>
3	vs. Utah, 03/05/1966	64
4	vs. Sacramento State, 02/25/1993	62
	vs. Arizona State, 02/27/1965	62
6	vs. Utah State, 12/19/1	

**BYU'S RECORD WHEN ...**

Venue	14-15	H	A	N	Under Rose
Overall	17-8	10-3	5-3	2-2	249-86
Home	10-3	—	—	—	141-15
Away	5-2	—	—	—	73-46
Neutral	2-2	—	—	—	35-25
Lead at the half/end of game...	14-15	H	A	N	Under Rose
BYU leads at the half	15-3	9-1	4-2	2-0	207-26
Opponent leads at the half	2-4	1-1	1-1	0-2	36-55
Score tied at the half	0-1	0-1	0-0	0-0	6-5
BYU leads w/5 min left	16-1	9-0	5-1	2-0	235-9
Opponent leads w/5 min left	0-6	0-3	0-2	0-1	11-75
Score tied w/5 min left	1-1	1-0	0-0	0-1	3-2
BYU leads w/1 min left	17-1	10-0	5-0	2-1	243-2
Opponent leads w/1 min left	0-6	0-3	0-3	0-0	3-79
Score tied w/1 min left	0-1	0-0	0-0	0-1	3-5
Game goes into overtime	1-2	1-0	0-0	0-2	8-7
BYU scores...	14-15	H	A	N	Under Rose
100-plus points	2-0	1-0	0-0	1-0	14-1
90-99 points	8-0	4-0	3-0	1-0	47-2
80-89 points	2-3	1-1	1-0	0-2	81-12
70-79 points	5-3	4-0	1-3	0-0	83-26
60-69 points	0-2	0-2	0-0	0-0	20-39
60 or less points	0-0	0-0	0-0	0-0	4-6
Opponent scores...	14-15	H	A	N	Under Rose
100-plus points	0-0	0-0	0-0	0-0	2-3
90-99 points	1-1	1-0	0-0	0-1	3-8
80-89 points	4-4	1-1	2-2	1-1	15-32
70-79 points	6-1	5-0	0-1	1-0	57-35
60-69 points	3-2	2-2	1-0	0-0	101-8
50-59 points	1-0	1-0	0-0	0-0	51-0
50 or less points	2-0	0-0	1-0	0-0	20-0
BYU double figure scorers	14-15	H	A	N	Under Rose
One player in double figures	0-0	0-0	0-0	0-0	1-4
Two players in double figures	4-2	3-1	1-0	0-1	30-21
Three players in double figures	2-3	0-2	2-1	0-0	87-37
Four players in double figures	7-2	4-0	1-2	2-0	87-19
Five players in double figures	3-1	2-0	1-0	0-1	33-5
Six players in double figures	0-0	0-0	0-0	0-0	10-0
Seven players in double figures	1-0	1-0	0-0	0-0	1-0
Shooting, rebounding and TOs	14-15	H	A	N	Under Rose
BYU shoots 50% or better	10-0	6-0	3-0	1-0	111-9
Opponent shoots 50% or better	1-0	1-0	0-0	0-0	15-31
BYU outshoots opponent	12-1	6-0	4-1	2-0	202-16
Opponent outshoots BYU	5-7	4-3	1-2	0-2	46-68
Teams shoot equal FG%	0-0	0-0	0-0	0-0	1-2
BYU outrebounds opponent	14-0	7-0	5-0	2-0	190-23
Opponent outrebounds BYU	3-5	3-2	0-1	0-2	48-57
BYU, opponent tie in rebounds	0-3	0-1	0-2	0-0	11-6
BYU has a positive TO margin	10-4	8-1	2-1	0-2	158-34
BYU has a negative TO margin	6-2	2-2	3-0	1-0	67-43
BYU, opponent tie in TOs	1-2	0-0	0-2	1-0	24-9
Wins, losses and rest	14-15	H	A	N	Under Rose
Coming off a win	10-7	5-3	4-2	1-2	181-68
Coming off a loss	7-1	5-0	1-1	1-0	68-18
Two-plus days between games	10-6	5-3	4-2	1-1	204-66
One day between games	5-1	4-0	1-1	0-0	33-7
Playing the next day	2-1	1-0	0-0	1-1	12-13
Days	14-15	H	A	N	Under Rose
Monday	0-1	0-0	0-0	0-1	6-2
Tuesday	4-0	2-0	1-0	1-0	37-6
Wednesday	1-2	1-1	0-0	0-1	50-14
Thursday	3-2	1-1	2-1	0-0	29-20
Friday	1-0	1-0	0-0	0-0	24-7
Saturday	8-3	5-1	2-2	1-0	103-37

**DUNKS**

	2014-15	Career
Nate Austin	0	16
Tyler Haws	4	18
Josh Sharp	1	13
Anson Winder	1	3
Kyle Collinsworth	16	44
Frank Bartley IV	0	2
Luke Worthington	3	3
Dalton Nixon	4	4
Corbin Kaufusi	7	7
Ryan Andrus	1	1
Isaac Neilson	2	2
BYU	39	
Opponents	21	

**BYU'S RECORD WHEN ...**

On television	14-15	H	A	N	Under Rose
All games on TV	17-8	10-3	5-3	2-2	212-80
On BYUtv	10-0	8-0	1-0	1-0	73-6
On ESPN	0-0	0-0	0-0	0-0	1-2
On ESPN2	1-4	0-1	0-1	1-2	8-17
On ESPNU	3-2	2-2	1-0	0-0	15-6
On ESPNEWS	0-0	0-0	0-0	0-0	1-0
On TWC/ROOT Sports	1-2	0-0	1-2	0-0	5-6
On truTV	0-0	0-0	0-0	0-0	1-3
On CBS	0-0	0-0	0-0	0-0	4-5
On CBS Sports Network	1-0	0-0	1-0	0-0	15-7
On Pac-12 Network	0-0	0-0	0-0	0-0	0-2
On KJZZ	1-0	0-0	1-0	0-0	1-0
Top 25	14-15	H	A	N	Under Rose
vs. a top 25 opponent	0-3	0-2	0-0	0-1	9-27
as a top 25 team	0-0	0-0	0-0	0-0	57-16
Months	14-15	H	A	N	Under Rose
November	5-2	4-0	0-0	1-2	49-12
December	6-2	3-2	2-0	1-0	57-20
January	6-3	3-1	3-2	0-0	61-22
February	0-1	0-0	0-1	0-0	51-13
March	0-0	0-0	0-0	0-0	31-18
April	0-0	0-0	0-0	0-0	0-1
Margin of victory/defeat	14-15	H	A	N	Under Rose
1-4 points	2-3	2-1	0-1	0-1	26-20
5-9 points	3-5	3-2	0-2	0-1	44-25
10-15 points	4-0	2-0	2-0	0-0	62-24
16-19 points	1-0	0-0	1-0	0-0	29-12
20-29 points	3-0	2-0	0-0	1-0	51-5
30-39 points	3-0	0-0	2-0	1-0	24-0
40-49 points	0-0	0-0	0-0	0-0	8-0
50+ points	1-0	1-0	0-0	0-0	5-0

**FREE THROW STREAKS**

Haws	31	3/8/14 - 11/14/14
Halford	25	2/13/14 - 12/29/14
Haws	24	12/2/14 - 12/10/14
Haws	16	12/27/14 - 12/29/14
Haws	15	1/29/15 - 2/5/15
Haws	14	11/26/14 - 12/2/14
Haws	14	1/15/15 - 1/17/15
Collinsworth	12	11/29/14 - 12/6/14
Fischer	12	12/27/14 - 1/15/15
Halford	12	1/15/15 - 1/29/15
Haws	12	1/24/15 - 1/29/15
Nixon	11	11/19/14 - present
Winder	10	12/23/14 - 12/27/14
Bartley	10	12/6/14 - 1/3/15
Haws	10	1/8/15 - 1/15/15

**LATE GAME FREE THROWS, 5:00-2:00**

Player	Season	Career
Nate Austin	2-2 (.000)	5-10 (.500)
Kyle Collinsworth	12-15 (.800)	28-45 (.622)
Tyler Haws	23-25 (.920)	86-95 (.905)
Josh Sharp	1-2 (.500)	5-10 (.500)
Anson Winder	6-6 (1.000)	15-19 (.789)
Skyler Halford	4-4 (1.000)	11-12 (.917)
Frank Bartley IV	4-4 (1.000)	5-6 (.750)
Luke Worthington	0-0 (.000)	1-2 (.500)
Isaac Neilson	3-6 (.500)	3-6 (.500)
Corbin Kaufusi	3-5 (.600)	3-5 (.600)
Chase Fischer	2-2 (1.000)	2-2 (1.000)
Jake Toolson	2-2 (1.000)	2-2 (1.000)
Totals	62-73 (.849)	
Under Rose	627-854 (.734)	

**LATE GAME FREE THROWS, 2:00-0:00**

Player	Season	Career
Nate Austin	1-2 (.500)	13-20 (.650)
Kyle Collinsworth	14-16 (.875)	29-48 (.630)
Tyler Haws	19-20 (.950)	90-97 (.928)
Josh Sharp	0-0 (.000)	8-12 (.667)
Anson Winder	21-29 (.704)	40-58 (.690)
Luke Worthington	0-0 (.000)	2-4 (.500)
Frank Bartley IV	4-7 (.571)	5-14 (.357)
Skyler Halford	16-18 (.889)	28-30 (.933)
Chase Fischer	3-4 (.750)	3-4 (.750)
Isaac Neilson	1-3 (.333)	1-3 (.333)
Dalton Nixon	1-1 (1.000)	1-1 (1.000)
Corbin Kaufusi	2-3 (.667)	2-3 (.667)
Jordan Ellis	0-2 (.000)	0-2 (.000)
Totals	82-105 (.781)	
Under Rose	812-1084 (.749)	



2014-15 SCORING BY HALF (BYU-OPPONENT)

Opponent	1st half	Margin	FG %	2nd half	Margin	FG %	OT	Margin	FG %	Final	Margin	FG %
Long Beach State	46-47	-1	53.8-50.0	49-43	+6	50.0-58.6	---	---	---	95-90	+5	51.9-54.1
Arkansas-Little Rock	37-28	+9	46.7-25.8	54-34	+20	59.0-43.3	---	---	---	91-62	+29	53.6-34.4
Southern Virginia	49-22	+27	47.2-28.6	52-26	<b>+26</b>	62.5-29.6	---	---	---	101-48	<b>+53</b>	54.4-29.0
vs. San Diego State	33-41	-8	39.9-48.5	34-26	+8	43.3-47.6	<b>20-25</b>	-5	30.0-50.0	87-92	-5	38.5-48.5
vs. Chaminade	<b>66-43</b>	+23	62.2-38.9	55-42	+13	48.6-36.1	---	---	---	<b>121-85</b>	+36	55.4-37.5
vs. Purdue	35-40	-5	37.9-50.0	46-41	+5	53.6-41.7	4-6	-2	20.0-42.9	85-87	-2	43.5-45.8
Eastern Kentucky	32-30	+2	50.0-52.4	58-46	+12	<b>64.5-46.4</b>	---	---	---	90-76	+14	58.2-49.0
at Utah State	31-32	-1	33.3-46.4	<b>60-49</b>	+11	45.5-44.8	---	---	---	91-81	+10	39.4-45.6
vs. Hawai'i	37-30	+7	41.2-37.5	53-40	+13	57.7-38.2	---	---	---	90-70	+20	48.3-37.9
Utah	31-30	+1	42.9-40.7	30-35	-5	32.4-52.4	---	---	---	61-65	-4	36.9-45.8
at Weber State	39-25	+14	57.1-36.0	37-35	+2	54.3-37.3	---	---	---	76-60	+16	54.3-37.3
Stanford	36-35	+1	43.8-48.5	43-42	+1	41.4-48.5	---	---	---	79-77	+2	42.6-48.5
UMass	32-30	+2	38.2-37.0	30-32	-2	36.4-63.6	15-9	<b>+6</b>	<b>66.7-30.0</b>	77-71	+6	39.0-45.8
Gonzaga	43-43	0	46.7-50.0	37-44	-7	32.1-48.4	---	---	---	80-87	-7	39.7-49.2
Portland	43-37	+6	45.2-40.7	54-51	+3	55.9-52.8	---	---	---	97-88	+9	50.8-47.6
at Santa Clara	41-22	+19	53.6-28.6	40-24	+16	40.0-32.1	---	---	---	81-46	+35	47.2-30.4
at San Francisco	57-29	<b>+28</b>	<b>74.1-38.5</b>	42-39	+3	46.4-43.8	---	---	---	99-68	+31	<b>60.0-41.4</b>
Pepperdine	29-39	-10	36.4-46.7	32-28	+4	40.0-37.5	---	---	---	61-67	-6	38.1-42.6
Loyola Marymount	47-36	+11	50.0-43.8	38-36	+2	52.0-46.4	---	---	---	85-72	+13	50.9-45.0
at Pacific	43-34	+9	53.3-50.0	50-46	+4	54.5-41.9	---	---	---	93-80	+13	53.8-45.8
at Saint Mary's	37-45	-8	44.0-45.5	40-37	+3	46.7-50.0	---	---	---	77-82	-5	45.5-47.5
at San Diego	38-33	+5	53.3-36.7	36-44	-8	36.4-50.0	---	---	---	74-77	-3	44.4-43.3
San Francisco	34-30	+4	37.5-44.0	44-44	0	42.4-51.6	---	---	---	78-74	+4	40.0-48.2
Santa Clara	35-29	+6	34.6-34.4	43-28	+15	46.4-34.5	---	---	---	78-57	+21	40.7-34.4
at Pepperdine	38-25	+13	56.0-34.6	36-55	-19	39.3-64.0	---	---	---	74-80	-6	47.2-49.0
at Loyola Marymount												
Saint Mary's												
Pacific												
San Diego												
at Portland												
at Gonzaga												
Season Totals	39.6-33.4	+6.2	46.8-41.3	43.7-38.7	+5.0	47.2-45.4	13.0-13.3	-0.3	32.1-41.4	84.8-73.7	+11.2	46.8-43.3

\* Superlatives in bold

2014-15 Offensive Trends (BYU-Opponent)

Opponent	Points/Paint	Points Off TO	2nd Chance Points	Fastbreak Points	Bench Points	Big Run	Big Lead					
Long Beach State	24	34	19	15	4	13	9	7	43	26	9-0/6-0	10/5
Arkansas-Little Rock	52	20	24	7	10	13	14	0	34	21	14-0/8-0	31/3
Southern Virginia	<b>54</b>	16	<b>35</b>	8	20	12	<b>24</b>	2	<b>66</b>	26	16-0/7-0	<b>56</b> /-
vs. San Diego State	28	40	15	13	15	22	4	8	29	30	8-0/11-0	5/11
vs. Chaminade	34	32	27	8	17	17	11	9	50	29	16-0/8-0	36/-
vs. Purdue	28	38	17	9	16	7	14	2	27	20	7-0/11-0	4/8
Eastern Kentucky	30	26	22	17	12	5	10	2	33	15	9-0/6-0	25/3
at Utah State	26	26	18	4	18	8	11	2	24	4	12-0/6-0	14/5
vs. Hawai'i	34	38	12	22	14	11	16	4	21	7	13-0/13-0	24/9
Utah	26	32	24	13	10	7	8	6	16	27	14-0/10-0	4/13
at Weber State	14	30	21	15	7	7	0	0	25	10	10-0/7-0	20/-
Stanford	30	28	22	13	<b>25</b>	13	9	5	13	12	8-0/11-0	13/2
UMass	28	32	18	15	14	14	6	10	41	17	10-0/12-0	7/7
Gonzaga	24	36	11	13	9	13	6	6	40	15	9-0/12-0	6/16
Portland	44	22	22	6	12	6	16	0	14	14	13-0/9-0	22/5
at Santa Clara	22	16	20	5	6	0	6	2	33	7	17-0/6-0	38/-
at San Francisco	28	26	11	10	18	4	2	2	28	10	11-0/6-0	35/3
Pepperdine	30	22	9	9	16	8	6	4	6	31	7-0/6-0	-/14
Loyola Marymount	20	26	27	11	10	19	9	2	12	17	13-0/8-0	17/-
at Pacific	26	40	17	20	12	7	7	8	17	37	10-0/5-0	16/-
at Saint Mary's	26	42	18	17	6	12	0	6	8	15	11-0/10-0	6/11
at San Diego	14	20	15	11	16	16	0	0	22	46	7-0/8-0	9/7
San Francisco	34	34	27	8	12	7	10	4	20	23	8-0/5-0	8/4
Santa Clara	8	20	9	9	14	15	2	0	31	11	<b>18-0/5-0</b>	27/6
at Pepperdine	36	30	11	11	19	11	4	8	19	30	14-0/8-0	16/9
at Loyola Marymount												
Saint Mary's												
Pacific												
San Diego												
at Portland												
at Gonzaga												
Season Totals	720	726	471	289	332	267	204	99	672	500		
Times Led, Record (W/L/T)	8-2/7-6/2-0		14-5/2-1/1-2		10-4/4-3/3-1		13-3/2-3/2-2		13-2/3-6/1-0			
Under Rose (W/L/T)	158-30/75-54/16-2		196-33/45-48/8-5		157-36/76-46/16-4		180-44/43-28/26-14		143-34/98-49/7-3			

\* Superlatives in bold



2014-15 WCC Standings (as of 2/5/15)

	Overall	Pct	WCC	Pct
Gonzaga	23-1	.958	11-0	1.000
Saint Mary's	17-5	.773	9-2	.818
Pepperdine	15-8	.652	8-4	.667
<b>BYU</b>	<b>17-8</b>	<b>.680</b>	<b>7-5</b>	<b>.583</b>
San Diego	12-12	.500	5-7	.417
Santa Clara	11-13	.458	5-7	.417
Portland	13-10	.565	4-7	.364
Loyola Marymount	8-16	.333	4-8	.333
San Francisco	9-15	.375	3-9	.250
Pacific	10-13	.435	2-9	.182

2014-15 WCC Players of the Week

Nov. 17	Brandon Clark, Santa Clara
Nov. 24	Brad Waldow, Saint Mary's
Dec. 1	Kevin Pangos, Gonzaga
Dec. 8	Kyle Collinsworth, BYU
Dec. 15	Kyle Wiltjer, Gonzaga
Dec. 22	Dulani Robinson, Pacific
Dec. 29	Kyle Collinsworth, BYU
Jan. 5	Przemek Karnowski, Gonzaga
Jan. 12	Stacy Davis, Pepperdine
Jan. 19	Brad Waldow, Saint Mary's
Jan. 26	Brandon Clark, Santa Clara
Feb. 2	Domantas Sabonis, Gonzaga

2014-15 Preseason All-WCC Team

Player	School	Yr.	Pos.
Jared Brownridge	Santa Clara	So.	G
<i>Kyle Collinsworth</i>	<i>BYU</i>	<i>Jr.</i>	<i>G</i>
Stacy Davis	Pepperdine	Jr.	F
Johnny Dee	San Diego	Sr.	G
<i>Tyler Haws</i>	<i>BYU</i>	<i>Sr.</i>	<i>G</i>
Przemek Karnowski	Gonzaga	Jr.	C
Kevin Pangos	Gonzaga	Sr.	G
Kruize Pinkins	San Francisco	Sr.	F
Thomas van der Mars	Portland	Sr.	C
Brad Waldow	Saint Mary's	Sr.	C

2014-15 WCC Preseason Poll

Team (First Place Votes)	Points
1. Gonzaga (9)	81
2. <b>BYU (1)</b>	<b>69</b>
3. Saint Mary's	62
4. San Francisco	59
5. San Diego	47
6. Portland	45
7. Pepperdine	29
7. Santa Clara	29
9. Loyola Marymount	19
10. Pacific	10

TEAM	All	Conf
WCC Stats (as of 2/5/15)		
Scoring Offense	1	1
Scoring Defense	10	9
Scoring Margin	2	2
FT Percentage	1	1
FG Percentage	2	2
FG Percentage Defense	7	5
3FG Percentage	3	5
3FG Percentage Defense	3	1
3-Point FG Made/Game	1	1
Rebounding Offense	1	2
Rebounding Defense	10	8
Rebounding Margin	4	3
Blocked Shots	7	T9
Assists	1	1
Steals	1	2
Turnover Margin	1	T2
Assist/Turnover Ratio	2	2
Offensive Rebounds	3	4
Defensive Rebounds	2	2
Defensive Reb Pct	4	3
Offensive Reb Pct	6	6
NCAA Stats (as of 2/5/15)	Rank	Actual
Won-Lost Percentage	81	68.0
Scoring Offense	1	84.8
Scoring Defense	324	73.7
Scoring Margin	26	11.2
Field-Goal Percentage	45	46.8
Field-Goal Pct Defense	204	43.3
3-Point Field Goals/Game	19	8.8
3-Point Field-Goal Pct	45	37.9
3-Point FG Defense	83	31.8
Free-Throw Percentage	6	77.0
Rebound Margin	57	4.1
Assists Per Game	4	17.4
Assist Turnover Ratio	14	1.42
Blocked Shots Per Game	273	2.6
Steals Per Game	47	7.7
Turnovers Per Game	122	12.2
Turnover Margin	69	1.7
Personal Fouls Per Game	300	20.5
Total Blocks	234	64
Total Assists	1	434
Total Rebounds	4	963
Free Throw Attempts	1	638
Free Throws Made	1	491
3-Point Field Attempts	11	580
Total 3-Point FGs Made	6	220
Total Steals	19	193
Few Turnovers	247	306
Fewest Fouls	340	513
Offensive Rebounds/Game	97	11.84
Defensive Rebounds/Game	23	26.68
Total Rebounds/Game	28	38.52

INDIVIDUAL	WCC (as of 2/5/15)	Top BYU player - All	Rank	Top BYU player - Conf	Rank
Scoring	Tyler Haws		1	Tyler Haws	1
Rebounding	Kyle Collinsworth		2	Kyle Collinsworth	1
FG Percentage	Anson Winder		13	Kyle Collinsworth	11
Assists	Kyle Collinsworth		3	Kyle Collinsworth	2
FT Percentage	Tyler Haws		2	Tyler Haws	3
Steals	Kyle Collinsworth		1	Kyle Collinsworth	4
3FG Percentage	Skyler Halford		4	Skyler Halford	5
3FG Made/Game	Chase Fischer		1	Chase Fischer	1
Blocked Shots	Corbin Kaufusi	T13		Corbin Kaufusi	10
Assist/TO Ratio	Kyle Collinsworth		9	Kyle Collinsworth	4
Offensive Rebounds	Kyle Collinsworth		9	Kyle Collinsworth	9
Defensive Rebounds	Kyle Collinsworth		2	Kyle Collinsworth	1
Minutes Played	Tyler Haws		4	Tyler Haws	5
NCAA Stats (as of 2/5/15)	BYU Player	Rank	Actual		
Points Per Game	Tyler Haws	2	22.6		
Field Goal Percentage	Anson Winder	95	48.9		
	Tyler Haws	109	47.8		
3-Point FGs Per Game	Chase Fischer	16	3.13		
3-Point FG Percentage	Chase Fischer	36	42.1		
Free-Throw Percentage	Tyler Haws	17	88.5		
Rebounds Per Game	Kyle Collinsworth	53	8.3		
Assists Per Game	Kyle Collinsworth	27	5.6		
Steals Per Game	Kyle Collinsworth	42	2.0		
Total Points	Tyler Haws	1	564		
	Anson Winder	186	333		
Total Rebounds	Kyle Collinsworth	52	191		
Double-Doubles	Kyle Collinsworth	31	9		
Triple-Doubles	Kyle Collinsworth	1	4		
Total Assists	Kyle Collinsworth	21	128		
Total Field Goals Made	Tyler Haws	1	182		
Total Minutes	Tyler Haws	56	806		
Total 3-Point FG Attempts	Chase Fischer	14	178		
Total 3-Point FGs Made	Chase Fischer	7	75		
Total Steals	Kyle Collinsworth	35	46		
Total FG Attempts	Tyler Haws	2	381		
Free Throws Made	Tyler Haws	1	161		
Free Throw Attempts	Tyler Haws	5	182		
Defensive Rebounds/Game	Kyle Collinsworth	39	6.13		

**BYU BASKETBALL**

**ROSTER AND CAREER HIGHS**

No.	Name	Pos.	Ht.	Wt.	Yr.	Hometown (Previous School)	Pronunciations
1	Chase Fischer	G	6-3	195	Jr.	Ripley, W.Va. (Wake Forest)	JAMAL AYTES ATE-s or 8's
2	Jordan Ellis	G	6-1	185	Jr.	Medford, Ore. (North Medford HS)	BOB MEDINA meh-DEE-nuh
3	Tyler Haws	G	6-5	200	Sr.	Alpine, Utah (Lone Peak HS)	SKYLER HALFORD HAL-ford
5	Kyle Collinsworth	G	6-6	215	Jr.	Provo, Utah (Provo HS)	TERRY NASHIF NASH-if
10	Ryan Andrus	G	6-10	220	Fr.	American Fork, Utah (American Fork HS)	CORBIN KAUFUSI KAW-foo-see
12	Josh Sharp	F	6-7	185	Sr.	Highland, Utah (Utah)	ROBERT RAMOS RAY-mus
15	Jake Toolson	G	6-5	210	Fr.	Gilbert, Ariz. (Highland HS)	ANSON WINDER AN-sun WINE-der
20	Anson Winder	G	6-3	195	Sr.	Las Vegas, Nev. (Bishop Gorman HS)	
21	Kyle Davis*	F	6-7	225	Jr.	Draper, Utah (Utah State)	
23	Skyler Halford	G	6-1	180	Sr.	Orem, Utah (SLCC)	
24	Frank Bartley IV	G	6-3	200	So.	Baton Rouge, La. (Future College Prep)	
25	Jordan Chatman	G	6-4	195	Fr.	Vancouver, Wash. (Union HS)	
30	Dalton Nixon	F	6-8	230	Fr.	Orem, Utah (Orem HS)	
33	Nate Austin	F	7-0	230	Sr.	Alpine, Utah (Lone Peak HS)	
35	Isaac Neilson	C	6-10	230	Fr.	Mission Viejo, Calif. (Mission Viejo HS)	
40	Jamal Aytes	F	6-6	230	So.	San Diego, Calif. (JSerra Catholic HS)	
41	Luke Worthington	F	6-10	245	So.	Mequon, Wis. (Homestead HS)	
44	Corbin Kaufusi	C	6-10	260	Fr.	Provo, Utah (Timpview HS)	

Head Coach: Dave Rose, 10th year (Houston, 1983)

Assistant Coaches: Terry Nashif (BYU, 2005); Tim LaComb (Utah, 2006); Mark Pope (Kentucky, 1996)

Director of Basketball Operations: Cody Fueger (Utah, 2006)

Coordinator of Player Development: Garrett Faucette (BYU, 2008)

Team Trainer: Robert Ramos (BYU, 1995)

Strength and Conditioning Coach: Bob Medina (UNLV, 1988)

**2014-15 SEASON AND CAREER HIGHS**

#	Player		Points	Rebounds	Assists
1	Chase Fischer	Season Career	30 vs. Chaminade same	5 vs. Hawai'i, at Saint Mary's same	5, twice, last vs. Hawai'i same
2	Jordan Ellis	Season Career	2 vs. SVU same	2 vs. Chaminade same	1, twice, last vs. Hawai'i same
3	Tyler Haws	Season Career	35 at Utah State 48 at Portland (13-14)	8 vs. Utah 13 vs. Weber State (13-14)	6 vs. Portland 6 vs. Idaho State (09-10), vs. Portland (14-15)
5	Kyle Collinsworth	Season Career	21, twice, last vs. Portland 23 vs. Loyola Marymount (13-14)	15 vs. UMass, at Santa Clara 16 vs. Loyola Marymount (13-14)	11 at Pacific same
10	Ryan Andrus	Season Career	5, twice, last vs. Santa Clara same	8 vs. Santa Clara same	1 vs. SVU, at Pepperdine same
12	Josh Sharp	Season Career	4 vs. Southern Virginia 14 at Gonzaga (12-13), vs. SCU (12-13)	4 vs. Southern Virginia 12 vs. LMU (12-13)	1, 3 times, last at Santa Clara 3, 3 times, last vs. Oregon (13-14)
15	Jake Toolson	Season Career	15 vs. Southern Virginia same	7 vs. Southern Virginia same	4 vs. Southern Virginia same
20	Anson Winder	Season Career	25 vs. UMass same	8 vs. Chaminade same	6 vs. Hawai'i 9 vs. Northern Arizona (11-12)
23	Skyler Halford	Season Career	18 vs. Long Beach State 28 vs. San Diego (13-14)	5 vs. Portland 6, twice, last vs. Santa Clara (13-14)	7 vs. Long Beach State, vs. Santa Clara same
24	Frank Bartley IV	Season Career	6 vs. Gonzaga, at Santa Clara 16 vs. Mount St. Mary's (13-14)	6 vs. Southern Virginia 7 vs. Mount St. Mary's, at LMU (13-14)	7 vs. Southern Virginia same
30	Dalton Nixon	Season Career	10 vs. Southern Virginia same	4, 4 times, last at Saint Mary's same	4 at San Francisco same
33	Nate Austin	Season Career	8 vs. Arkansas-Little Rock 15 vs. Weber State (11-12)	11 vs. Arkansas-Little Rock 16 vs. San Francisco (13-14)	3 vs. Long Beach State, vs. Chaminade 4 vs. ENMU (12-13), vs. PVAMU (13-14)
35	Isaac Neilson	Season Career	15 at Weber State same	9 vs. Santa Clara same	2 vs. Southern Virginia same
41	Luke Worthington	Season Career	12 vs. Southern Virginia same	6 at Utah State same	1, 5 times, last Pacific 1, 9 times, last Pacific
44	Corbin Kaufusi	Season Career	8 vs. Chaminade same	6 vs. Chaminade, at Santa Clara same	1, twice, last vs. Portland same

**GEOGRAPHIC BREAKDOWN**

Arizona	Jake Toolson
California	Jamal Aytes, Isaac Neilson
Louisiana	Frank Bartley IV
Nevada	Anson Winder
Oregon	Jordan Ellis
Utah	Ryan Andrus, Nate Austin, Kyle Collinsworth, Kyle Davis, Skyler Halford, Tyler Haws, Corbin Kaufusi, Dalton Nixon, Josh Sharp
Washington	Jordan Chatman
West Virginia	Chase Fischer
Wisconsin	Luke Worthington

**CLASS BREAKDOWN**

Seniors	Juniors	Sophomores	Freshmen
Nate Austin Skyler Halford Tyler Haws Josh Sharp Anson Winder	Kyle Collinsworth Kyle Davis* Jordan Ellis Chase Fischer	Jamal Aytes Frank Bartley IV Luke Worthington	Ryan Andrus Jake Toolson Jordan Chatman Dalton Nixon Isaac Neilson Corbin Kaufusi
*Sitting out in 2014-15 due to NCAA transfer rules			

#1 • CHASE FISCHER  
6-3 • 195 • JR • GUARD



RIPLEY, WEST VIRGINIA  
WAKE FOREST

2014-15 SEASON HIGHS

PTS	30 vs. Chaminade – 11/25/14
1st H	27 vs. Chaminade – 11/25/14
2nd H	12 vs. Hawai'i – 12/6/14
REB	5, twice, last at Saint Mary's – 1/17/15
AST	5, twice, last vs. Hawai'i – 12/6/14
STL	3 vs. Hawai'i – 12/6/14
BLK	1, twice, last vs. LMU – 1/10/15
FGM	10 vs. Chaminade – 11/25/14
FGA	14, twice, last vs. Stanford – 12/20/14
3PM	10 vs. Chaminade – 11/25/14
3PA	13 vs. Chaminade – 11/25/14
FTM	5 vs. LBSU – 11/14/14
FTA	5, twice, last vs. Hawai'i – 12/6/14

MISCELLANEOUS

	14-15	Career
Double-Figure Points	16 (14-2)	same
20-plus Points	4 (4-0)	same
Double-Figure Reb	0 (0-0)	same
Double-Doubles	0 (0-0)	same
3-plus Steals	2 (2-0)	same
3-plus Blocks	0 (0-0)	same
3-plus 3-point FG	12 (10-2)	same
Scoring Leader	3 (3-0)	same
Rebound Leader	0 (0-0)	same
Assist Leader	0 (0-0)	same

2014-15 SEASON — PPG: 13.7 RPG: 2.1 APG: 2.4 SPG: 0.8 BPG: 0.1 FG%: .440 3FG%: .421 FT%: .800

Last Time Out

- Did not play at Pepperdine

In 2014-15 • Junior

- A team captain
- Set a BYU record with 10 threes vs. Chaminade for a career-high 30 points
- Scored 17 points on 4 of 8 3-point shooting and 5 of 5 from the free throw line ... also had 5 assists, 3 rebounds and 1 steal vs. Long Beach State
- Totaled 19 points on 7 of 12 shooting, 4 of 7 from three, vs. UALR
- Had 20 points, hit 4 of 8 threes, added 3 rebounds and 2 assists vs. EKV
- Totaled 20 points, 5 boards, 5 assists and 3 steals vs. Hawai'i
- Totaled 16 points, 3 rebounds, 2 assists and 2 steals vs. Portland
- Had 20 points and was 6 of 9 from 3-point range ... added 2 assists, 1 steal and 1 rebound at San Francisco
- Had 19 points and was 5 of 8 from 3-point range plus 4 assists, 3 rebounds, 1 block and 1 steal against LMU
- Hit 5 of 9 from three and 18 points and added 2 boards and 1 assist at Pacific
- Totaled 18 points on 5 of 9 from 3 and added 2 rebounds and 1 assist against Santa Clara

- As a sophomore averaged 4.5 points and 1.1 rebounds in 14.2 minutes per game while shooting .395 from the field, .422 from three and .600 from the free-throw line
- Scored a career-high 15 points while hitting a career-best 5 of 8 from three vs. High Point on Dec. 5, 2012
- Scored in double figures five times and hit two-plus threes 10 times
- As a freshman in 2011-12 averaged 6.3 points, 2.2 rebounds and 1.5 assists in 26.1 minutes per game and shot .350 from the field, .320 from three and .821 from the free-throw line
- Scored in double figures nine times and hit two-plus threes 12 times
- Prepped at Ripley High School
- A 2011 first-team Parade All-American
- 2011 Gatorade Boys Basketball Player of the Year for the state of West Virginia and a McDonald's All-America nominee
- Two-time first team all-state selection in 2009-10 and 2010-11
- Received the 2011 Bill Evans Award, which goes to the state's player of the year (was second in the voting as a junior)

Personal

- Parents are John and Robin Fischer
- Older brother Noah played college basketball at Marshall and University of Charleston
- Before committing to Wake Forest was also recruited by Marshall, Ohio, UCF and VCU

Before BYU

- Played in 62 games and started six times for the Wake Forest Demon Deacons in 2011-12 and 2012-13
- A team captain as a sophomore in 2012-13

2014-15 GAME-BY-GAME

Opponent	Date	GS	Min	FG	FGA	Pct	3FG	FGA	Pct	FT	FTA	Pct	Off	Def	TR	Avg	PF	FO	A	TO	Blk	Stl	Pts	Avg	
Long Beach State	11/14/14	*	31	4	9	.444	4	8	.500	5	5	1.000	0	3	3	3.0	3	0	5	2	0	1	17	17.0	
Arkansas-Little Rock	11/18/14	*	28	7	12	.583	4	7	.571	1	1	1.000	0	2	2	2.5	1	0	1	2	0	1	19	18.0	
Southern Virginia	11/19/14	*	16	4	9	.444	0	4	.000	2	4	.500	0	3	3	2.7	1	0	3	2	0	0	10	15.3	
vs. San Diego State	11/24/14	*	42	4	13	.308	3	9	.333	0	0	.000	0	1	1	2.3	2	0	2	3	1	1	11	14.3	
vs. Chaminade	11/25/14	*	23	10	14	.714	10	13	.769	0	0	.000	0	0	0	1.8	2	0	3	0	0	1	30	17.4	
vs. Purdue	11/26/14	*	38	2	11	.182	2	11	.182	1	2	.500	0	3	3	2.0	1	0	2	3	0	1	7	15.7	
Eastern Kentucky	11/29/14	*	27	7	12	.583	4	8	.500	2	3	.667	0	3	3	2.1	2	0	2	3	0	0	20	16.3	
at Utah State	12/02/14	*	17	1	9	.111	1	5	.200	0	0	.000	1	2	3	2.3	1	0	1	0	0	1	3	14.6	
vs. Hawai'i	12/06/14	*	32	6	11	.545	4	9	.444	4	5	.800	1	4	5	2.6	2	0	5	3	0	3	20	15.2	
Utah	12/10/14	*	22	1	5	.200	1	5	.200	0	0	.000	0	0	0	2.3	4	0	1	1	0	0	3	14.0	
at Weber State	12/13/14	*	33	4	8	.500	4	7	.571	1	2	.500	0	0	0	2.1	3	0	4	1	0	0	13	13.9	
Stanford	12/20/14	*	31	6	14	.429	2	6	.333	2	2	1.000	1	0	1	2.0	1	0	3	3	0	2	16	14.1	
UMass	12/23/14	*	35	3	12	.250	2	8	.250	0	0	.000	0	1	1	1.9	1	0	2	1	0	2	8	13.6	
Gonzaga	12/27/14	*	19	2	7	.286	1	6	.167	3	4	.750	1	1	2	1.9	2	0	1	2	0	0	8	13.2	
Portland	12/29/14	*	27	5	7	.714	2	3	.667	4	4	1.000	1	2	3	2.0	2	0	2	2	0	2	16	13.4	
at Santa Clara	01/01/15	*	24	4	9	.444	2	5	.400	4	4	1.000	0	3	3	2.1	1	0	3	3	0	0	14	13.4	
at San Francisco	01/03/15	*	23	7	12	.583	6	9	.667	0	0	.000	0	1	1	2.0	0	0	2	0	0	1	20	13.8	
Pepperdine	01/08/15	*	29	3	9	.333	2	6	.333	0	0	.000	0	1	1	1.9	2	0	2	1	0	0	8	13.5	
Loyola Marymount	01/10/15	*	30	6	9	.667	5	8	.625	2	2	1.000	1	2	3	2.0	2	0	4	0	1	1	19	13.8	
at Pacific	01/15/15	*	23	6	11	.545	5	9	.556	1	2	.500	0	2	2	2.0	3	0	1	2	0	0	18	14.0	
at Saint Mary's	01/17/15	*	31	6	15	.400	5	12	.417	2	3	.667	1	4	5	2.1	2	0	2	1	0	0	19	14.2	
at San Diego	01/24/15	*	25	3	8	.375	0	3	.000	0	0	.000	0	1	1	2.1	2	0	1	2	0	1	6	13.9	
San Francisco	01/29/15	*	26	2	10	.200	1	8	.125	1	1	1.000	0	2	2	2.1	1	0	3	1	0	1	6	13.5	
Santa Clara	01/31/15	*	24	6	12	.500	5	9	.556	1	1	1.000	0	2	2	2.1	1	0	1	2	0	0	18	13.7	
at Pepperdine	02/05/15																								
DNP																									
at Loyola Marymount	02/07/15																								
Saint Mary's	02/12/15																								
Pacific	02/14/15																								
San Diego	02/19/15																								
at Portland	02/26/15																								
at Gonzaga	02/28/15																								
Totals			23	659	109	248	.440	75	178	.421	36	45	.800	7	43	50	2.1	42	0	57	40	2	19	329	13.7


CAREER STATISTICS (ALL GAMES)

Year	GP	GS	Min	Avg	FG	FGA	Pct	3FG	FGA	Pct	FT	FTA	Pct	Off	Def	TR	Avg	PF	FO	A	TO	Blk	Stl	Pts	Avg
2014-15	24	23	659	27.5	109	248	.440	75	178	.421	36	45	.800	7	43	50	2.1	42	0	57	40	2	19	329	13.7
TOTAL	24	23	659	27.5	109	248	.440	75	178	.421	36	45	.800	7	43	50	2.1	42	0	57	40	2	19	329	13.7

CAREER STATISTICS (CONFERENCE GAMES)

Year	GP	GS	Min	Avg	FG	FGA	Pct	3FG	FGA	Pct	FT	FTA	Pct	Off	Def	TR	Avg	PF	FO	A	TO	Blk	Stl	Pts	Avg
2014-15	11	10	284	25.8	50	109	.459	34	78	.436	18	21	.857	4	21	25	2.3	18	0	23	16	1	6	152	13.8
TOTAL	11	10	284	25.8	50	109	.459	34	78	.436	18	21	.857	4	21	25	2.3	18	0	23	16	1	6	152	13.8

#2 • JORDAN ELLIS  
6-1 • 180 • JR • GUARD



MEDFORD, OREGON  
PORTLAND STATE

2014-15 SEASON — PPG: 0.2 RPG: 0.3 APG: 0.3 SPG: 0.1 BPG: 0.0 FG%: .500 3FG%: .000 FT%: .000

**Last Time Out**

- Played just under 1 minute at Pepperdine

**In 2014-15 • Junior**

- Scored 2 points in 16 minutes during his BYU debut against SVU

**Before BYU**

- A three-time letterwinner at North Medford High School
- A three-time first-team all-conference honoree
- North Medford's all-time leading scorer
- Lettered in football and track
- Also attended Grayson County College in Texas and Portland State prior to BYU

**Personal**

- Parents are Jerry and Dee Ellis
- Has two brothers and one sister
- Served a two-year mission for The Church of Jesus Christ of Latter-day Saints in Boston, Massachusetts

**2014-15 SEASON HIGHS**

PTS	2 vs. SVU – 11/19/14
1st H	—
2nd H	2 vs. SVU – 11/19/14
REB	2 vs. Chaminade – 11/25/14
AST	1, 3 times, last at Santa Clara – 1/1/15
STL	1 at Santa Clara – 1/1/15
BLK	—
FGM	1 vs. SVU – 11/19/14
FGA	1, twice, last at San Francisco – 1/3/15
3PM	—
3PA	—
FTM	—
FTA	—

**MISCELLANEOUS**

	14-15	Career
Double-Figure Points	0 (0-0)	same
20-plus Points	0 (0-0)	same
Double-Figure Reb	0 (0-0)	same
Double-Doubles	0 (0-0)	same
3-plus Steals	0 (0-0)	same
3-plus Blocks	0 (0-0)	same
3-plus 3-point FG	0 (0-0)	same
Scoring Leader	0 (0-0)	same
Rebound Leader	0 (0-0)	same
Assist Leader	0 (0-0)	same

**2014-15 GAME-BY-GAME**

Opponent	Date	GS	Min	FG	FGA	Pct	3FG	FGA	Pct	FT	FTA	Pct	Off	Def	TR	Avg	PF	FO	A	TO	Blk	Stl	Pts	Avg
Long Beach State	11/14/14																							
Arkansas-Little Rock	11/18/14																							
Southern Virginia	11/19/14		16	1	1	1.000	0	0	.000	0	0	.000	0	0	0.0	1	0	0	0	0	0	2	2.0	
vs. San Diego State	11/24/14																							
vs. Chaminade	11/25/14		5	0	0	.000	0	0	.000	0	0	.000	0	2	2	1.0	0	0	1	0	0	0	1.0	
vs. Purdue	11/26/14																							
Eastern Kentucky	11/29/14		0+	0	0	.000	0	0	.000	0	0	.000	0	0	0	0.7	0	0	0	0	0	0	0.7	
at Utah State	12/02/14																							
vs. Hawai'i	12/06/14		1	0	0	.000	0	0	.000	0	0	.000	0	0	0.5	0	0	1	1	0	0	0	0.5	
Utah	12/10/14																							
at Weber State	12/13/14																							
Stanford	12/20/14																							
UMass	12/23/14		0+	0	0	.000	0	0	.000	0	0	.000	0	0	0.4	0	0	0	0	0	0	0	0.4	
Gonzaga	12/27/14																							
Portland	12/29/14																							
at Santa Clara	01/01/15		4	0	0	.000	0	0	.000	0	0	.000	0	0	0.3	0	0	1	0	0	1	0	0.3	
at San Francisco	01/03/15		3	0	1	.000	0	0	.000	0	0	.000	0	0	0.3	1	0	0	0	0	0	0	0.3	
Pepperdine	01/08/15																							
Loyola Marymount	01/10/15																							
at Pacific	01/15/15		1	0	0	.000	0	0	.000	0	2	.000	0	1	1	0.4	0	0	0	0	0	0	0.3	
at Saint Mary's	01/17/15																							
at San Diego	01/24/15																							
San Francisco	01/29/15																							
Santa Clara	01/31/15		4	0	0	.000	0	0	.000	0	0	.000	0	0	0.3	1	0	0	0	0	0	0	0.2	
at Pepperdine	02/05/15		0+	0	0	.000	0	0	.000	0	0	.000	0	0	0.3	0	0	0	0	0	0	0	0.2	
at Loyola Marymount	02/07/15																							
Saint Mary's	02/12/15																							
Pacific	02/14/15																							
San Diego	02/19/15																							
at Portland	02/26/15																							
at Gonzaga	02/28/15																							
Totals		0	34	1	2	.500	0	0	.000	0	2	.000	0	3	3	0.3	3	0	3	1	0	1	2	0.2

**CAREER STATISTICS (ALL GAMES)**

Year	GP	GS	Min	Avg	FG	FGA	Pct	3FG	FGA	Pct	FT	FTA	Pct	Off	Def	TR	Avg	PF	FO	A	TO	Blk	Stl	Pts	Avg
2014-15	10	0	34	3.4	1	2	.500	0	0	.000	0	2	.000	0	3	3	0.3	3	0	3	1	0	1	2	0.2
TOTAL	10	0	34	3.4	1	2	.500	0	0	.000	0	2	.000	0	3	3	0.3	3	0	3	1	0	1	2	0.2

**CAREER STATISTICS (CONFERENCE GAMES)**

Year	GP	GS	Min	Avg	FG	FGA	Pct	3FG	FGA	Pct	FT	FTA	Pct	Off	Def	TR	Avg	PF	FO	A	TO	Blk	Stl	Pts	Avg
2014-15	5	0	12	2.4	0	1	.000	0	0	.000	0	2	.000	0	1	1	0.2	2	0	1	0	0	1	0	0.0
TOTAL	5	0	12	2.4	0	1	.000	0	0	.000	0	2	.000	0	1	1	0.2	2	0	1	0	0	1	0	0.0

#3 • TYLER HAWS  
6-5 • 195 • SR • GUARD



ALPINE, UTAH  
LONE PEAK HS

2014-15 SEASON — PPG: 22.6 RPG: 4.4 APG: 2.4 SPG: 1.0 BPG: 0.3 FG%: .478 3FG%: .364 FT%: .885

Last Time Out

- Totalled 22 points, 4 rebounds and 1 assist at Pepperdine ... surpassed 2,500 points for his career

In 2014-15 • Senior

- A team captain
- Named Preseason All-WCC as voted on by the league's coaches
- Scored a season-high 32 points, hit 13 of 14 from the free throw line and added a career-best 3 blocks against Purdue
- Scored a season-high 35 points on 10 of 19 shooting from the field, 12 of 13 from the free throw line vs. Utah State ... added 6 rebounds, 2 assists and 1 steal
- Totalled 22 points, 7 rebounds and 1 steal at San Francisco ... broke the 2,300 point mark
- Scored 26 points and added 4 rebounds, 3 assists and 1 steal against LMU ... set BYU career record for free throws made with 628
- Scored 26 points and added 5 boards, 3 assists and 2 steals at Pacific
- Had a streak of 60-consecutive games scoring in double figures
- Scored 21 points and added 4 assists, 3 rebounds and 1 steal vs. Santa Clara ... passed Danny Ainge for second BYU's career scoring list

In 2013-14 • Junior

- Named an Honorable Mention All-American by the Associated Press
- Named WCC Player of the Year, to the All-WCC Team and the WCC All-Tournament Team
- Named to the USBWA All-District VIII First Team, the NABC All-District 9 First Team and the Basketball Times All-District Team (Rockies)
- Named to the All-High Major First Team, the WCC Player of the Year and to the All-WCC First Team by CollegeSportsMadness.com
- Two-time WCC Player of the Week (Jan. 13, Feb. 1)

- Ranked 6th in the nation in points per game at 23.2 (6th all-time at BYU for a single season), 5th in total points, 6th in field goal attempts and field goals made, 5th in free throws made, 27th in attempts and 19th in free throw percentage

In 2012-13 • Sophomore

- Named to All-West Coast Conference Team, USBWA All-District VIII First Team and NABC All-District 9 First Team
- Ranked 7th in the NCAA in scoring (the only BYU sophomore to finish in the top 10 and only the fifth Cougar to do so), 102nd in field goal percentage and 17th in free throw percentage

In 2011-12 • Freshman

- Named to All-MWC Third Team, Academic All-MWC and the HoopTV Las Vegas Classic All-Tournament Team
- Averaged 11.3 points and 4.2 rebounds and shot .498 from the field, .368 from three and .917 from the free throw line

Before BYU

- Played for Quincy Lewis at Lone Peak High School
- Named Deseret News Mr. Basketball as a junior and senior
- Led Lone Peak to state titles as a sophomore and junior
- Participated in the NBA Top 100 camp in Charlottesville, Va., and the Reebok All-America camp in Philadelphia in summer of 2008

Personal

- Parents are Marty and Tiffanie Haws
- Served a mission for The Church of Jesus Christ of Latter-day Saints in the Philippines
- Was born in Belgium

2014-15 SEASON HIGHS

PTS	35 at Utah State – 12/2/14
1st H	17 vs. LMU – 1/10/14
2nd H	26 at Utah State – 12/2/14
REB	8 vs. Utah – 12/10/14
AST	6 vs. Portland – 12/29/14
STL	3, twice, last vs. USF – 1/29/15
BLK	3 vs. Purdue – 11/26/14
FGM	11 vs. Pepperdine – 1/8/15
FGA	24 vs. SDSU – 11/24/14
3PM	5 vs. SDSU – 11/24/14
3PA	9 vs. SDSU – 11/24/14
FTM	13 vs. Purdue – 11/26/14
FTA	14 vs. Purdue – 11/26/14

CAREER HIGHS

PTS	48 at Portland – 1/23/14
1st H	29, vs. Virginia Tech – 12/29/12
2nd H	32 at Portland – 1/23/14 (includes OT)
REB	13 vs. Weber State – 11/08/13
AST	6, twice, last vs. Portland – 12/29/14
STL	4 vs. Air Force – 2/13/10
BLK	3 vs. Purdue – 11/26/14
FGM	17 at Portland – 1/23/14
FGA	34 at Portland – 1/23/14
3PM	6 vs. Virginia Tech – 12/29/12
3PA	9 vs. San Diego State – 11/24/14
FTM	14, twice, last vs. USF – 3/10/14
FTA	14, 5 times, last vs. Purdue – 11/26/14

MISCELLANEOUS

	14-15	Career
Double-Figure Points	24 (16-8)	112 (80-32)
20-plus Points	18 (11-7)	69 (47-22)
Double-Figure Reb	0 (0-0)	3 (3-0)
Double-Doubles	0 (0-0)	3 (3-0)
3-plus Steals	1 (1-0)	12 (10-2)
3-plus Blocks	1 (0-1)	1 (0-1)
3-plus 3-point FG	6 (4-2)	18 (14-4)
Scoring Leader	21 (13-8)	70 (46-24)
Rebound Leader	3 (1-2)	16 (11-5)
Assist Leader	3 (2-1)	15 (9-6)

2014-15 GAME-BY-GAME

Opponent	Date	GS	Min	FG	FGA	Pct	3FG	FGA	Pct	FT	FTA	Pct	Off	Def	TR	Avg	PF	FO	A	TO	Blk	Stl	Pts	Avg	
Long Beach State	11/14/14	*	33	7	13	.538	2	5	.400	5	6	.833	0	3	3	3.0	3	0	1	4	1	3	21	21.0	
Arkansas-Little Rock	11/18/14	*	30	6	11	.545	1	4	.250	5	6	.833	0	4	4	3.5	0	0	5	1	0	2	18	19.5	
Southern Virginia	11/19/14	*	17	3	10	.300	0	2	.000	7	7	1.000	1	2	3	3.3	2	0	1	2	0	0	13	17.3	
vs. San Diego State	11/24/14	*	48	9	24	.375	5	9	.556	3	4	.750	2	0	2	3.0	1	0	1	4	0	1	26	19.5	
vs. Chaminade	11/25/14	*	16	6	7	.857	1	2	.500	6	6	1.000	1	0	1	2.6	2	0	3	0	0	0	19	19.4	
vs. Purdue	11/26/14	*	40	9	19	.474	1	3	.333	13	14	.929	0	5	5	3.0	0	0	2	2	3	0	32	21.5	
Eastern Kentucky	11/29/14	*	31	10	15	.667	4	8	.500	2	2	1.000	2	2	4	3.1	1	0	4	2	0	0	26	22.1	
at Utah State	12/02/14	*	32	10	19	.526	3	8	.375	12	13	.923	2	4	6	3.5	3	0	2	2	0	1	35	23.8	
vs. Hawai'i	12/06/14	*	34	9	17	.529	2	5	.400	10	10	1.000	2	5	7	3.9	2	0	1	1	0	1	30	24.4	
Utah	12/10/14	*	39	9	22	.409	3	5	.600	2	3	.667	2	6	8	4.3	3	0	1	2	1	0	23	24.3	
at Weber State	12/13/14	*	31	5	10	.500	1	2	.500	8	10	.800	2	5	7	4.5	1	0	5	4	0	1	19	23.8	
Stanford	12/20/14	*	33	8	15	.533	3	7	.429	5	7	.714	1	2	3	4.4	1	0	4	0	0	0	24	23.8	
UMass	12/23/14	*	27	2	9	.222	0	3	.000	0	1	.000	0	3	3	4.3	0	0	2	0	0	0	4	22.3	
Gonzaga	12/27/14	*	33	4	12	.333	0	3	.000	9	9	1.000	0	4	4	4.3	1	0	1	0	0	0	17	21.9	
Portland	12/29/14	*	35	8	20	.400	1	5	.200	7	8	.875	1	4	5	4.3	2	0	6	1	0	2	24	22.1	
at Santa Clara	01/01/15	*	24	5	9	.556	0	2	.000	4	5	.800	1	2	3	4.3	0	0	3	1	0	1	14	21.6	
at San Francisco	01/03/15	*	28	8	12	.667	3	4	.750	3	4	.750	3	4	7	4.4	1	0	0	0	0	1	22	21.6	
Pepperdine	01/08/15	*	38	11	22	.500	2	5	.400	2	2	1.000	2	4	6	4.5	0	0	1	1	2	1	26	21.8	
Loyola Marymount	01/10/15	*	31	9	16	.563	1	4	.250	7	7	1.000	2	2	4	4.5	0	0	3	3	0	1	26	22.1	
at Pacific	01/15/15	*	35	8	16	.500	1	1	1.000	9	10	.900	1	4	5	4.5	2	0	3	2	0	2	26	22.3	
at Saint Mary's	01/17/15	*	36	9	19	.474	1	4	.250	9	11	.818	4	2	6	4.6	2	0	3	3	0	2	28	22.5	
at San Diego	01/24/15	*	34	5	13	.385	0	2	.000	10	11	.909	0	2	2	4.5	2	0	3	2	0	0	20	22.4	
San Francisco	01/29/15	*	36	9	20	.450	1	5	.200	9	10	.900	0	4	4	4.4	0	0	1	2	0	3	28	22.7	
Santa Clara	01/31/15	*	29	6	15	.400	2	4	.500	7	7	1.000	1	2	3	4.4	1	0	4	1	0	1	21	22.6	
at Pepperdine	02/05/15	*	36	7	16	.438	1	5	.200	7	9	.778	2	2	4	4.4	1	0	0	4	0	1	22	22.6	
at Loyola Marymount	02/07/15																								
Saint Mary's	02/12/15																								
Pacific	02/14/15																								
San Diego	02/19/15																								
at Portland	02/26/15																								
at Gonzaga	02/28/15																								
Totals			25	806	182	.381	.478	39	107	.364	161	182	.885	32	77	109	4.4	31	0	60	44	7	24	564	22.6

CAREER STATISTICS (ALL GAMES)

Year	GP	GS	Min	Avg	FG	FGA	Pct	3FG	FGA	Pct	FT	FTA	Pct	Off	Def	TR	Avg	PF	FO	A	TO	Blk	Stl	Pts	Avg
2009-10	35	33	924	26.4	131	263	.498	25	68	.368	110	120	.917	49	97	146	4.2	53	0	54	41	5	26	397	11.3
2012-13	36	36	1235	34.3	276	571	.483	43	113	.381	185	211	.877	49	116	165	4.6	54	0	71	71	5	45	780	21.7
2013-14	33	33	1143	34.6	252	544	.463	40	99	.404	223	253	.881	33	93	126	3.8	75	1	49	63	9	34	767	23.2
2014-15	25	25	806	32.2	182	381	.478	39	107	.364	161	182	.885	32	77	109	4.4	31	0	60	44	7	24	564	22.6
TOTAL	129	127	4108	31.8	841	1759	.478	147	387	.380	679	766	.886	163	383	546	4.2	213	1	234	219	26	129	2508	19.4

CAREER STATISTICS (CONFERENCE GAMES)

Year	GP	GS	Min	Avg	FG	FGA	Pct	3FG	FGA	Pct	FT	FTA	Pct	Off	Def	TR	Avg	PF	FO	A	TO	Blk	Stl	Pts	Avg
2009-10	16	16	424	26.5	57	129	.442	14	37	.378	51	55	.927	24	40	64	4.0	18	0	28	18	2	13	179	11.2
2012-13	16	16	562	35.1	117	247	.474	15	41	.366	80	98	.816	18	55	73	4.6	24	0	24	26	0	18	329	20.6
2013-14	18	18	617	34.3	143	298	.480	23	50	.460	114	131	.870	13	40	53	2.9	40	1	29	34	7	19	423	23.5
2014-15	12	12	395	32.9	89	190	.468	13	44	.295	83	93	.892	17	36	53	4.4	12	0	28	20	2	15	274	22.8
TOTAL	62	62	1998	32.2	406	864	.470	65	172	.378	328	377	.870	72	171	243	3.9	94	1	109	98	11	65	1205	19.4

#5 • KYLE COLLINSWORTH  
6-6 • 210 • JR • GUARD



PROVO, UTAH  
PROVO HS

2014-15 SEASON — PPG: 12.6 RPG: 8.3 APG: 5.6 SPG: 2.0 BPG: 0.4 FG%: .477 3FG%: .263 FT%: .722

Last Time Out

- Posted his 9th double-double of the season with 13 points, 10 rebounds and 2 assists at Pepperdine

In 2014-15 • Junior

- Has tied the NCAA single-season record with 4 triple-doubles
- A team captain
- Named Preseason All-WCC as voted on by the league's coaches
- Posted a season-high 21 points and added 7 rebounds, 6 assists and 3 steals vs. San Diego State
- Posted a double-double with 20 points and 10 rebounds to go with 4 assists, 1 block and 3 steals vs. Utah State ... hit a career-best 10 of 10 from the free throw line
- Recorded BYU's first triple-double since 1988 with 19 points, 12 rebounds and 10 assists vs. Hawai'i
- Recorded a double-double against UMass with 18 points, 15 rebounds, 4 assists and 3 steals
- Recorded his third triple-double of the season with 12 points, 12 rebounds and 10 assists ... added 1 steal against San Francisco
- Recorded his NCAA single-season record-tying fourth triple-double at Pacific with 17 points, 11 rebounds, 11 assists, 1 block and 3 steals

In 2013-14 • Sophomore

- A team captain
- Named to the All-WCC Team and the WCC All-Tournament Team
- Ranked 83rd in the nation in assists per game, 89th in steals per game, 86th in rebounds per game, 60th in total assists and 58th in total rebounds

- Ranked 2nd in the WCC in rebounding, 3rd in steals, 3rd in assists, 3rd in defensive rebounds, 5th in offensive rebounds, 7th in minutes played, 11th in assist/turnover ratio
- One of four players in the NCAA ranked in the top 100 in rebounds and assists

In 2010-11 • Freshman

- Averaged 5.8 points, 5.1 rebounds, 2.1 assists and 1.1 steals while shooting .481 from the field, .259 from three and .568 from the free throw line

Before BYU

- Played for Craig Drury and helped Provo High to state titles as a freshman and sophomore, a second-place state finish as a junior and a trip to the state semifinals as a senior
- Participated in the NBA Players' Association Top 100 camp in Virginia in the summer of 2009
- Named Deseret News Mr. Basketball, Salt Lake Tribune Male Athlete of the Year and Utah Gatorade Player of the Year as a senior and earned first-team all-state honors from the Deseret News and the Salt Lake Tribune and was the Daily Herald's All-Valley Player of the Year

Personal

- Parents are Jeff and Alisa
- Has two sisters and two brothers
- Brother is Chris Collinsworth, a former forward for the Cougars
- Served a mission for The Church of Jesus Christ of Latter-day Saints in Russia

2014-15 SEASON HIGHS

PTS	21, twice, last vs. Portland – 12/29/14
1st H	12, twice, last at Pacific – 1/15/15
2nd H	16, twice, last vs. Portland – 12/29/14
REB	15, twice, last at Santa Clara – 1/11/15
AST	11 at Pacific – 1/15/15
STL	6 vs. Purdue – 11/26/14
BLK	2, twice, last vs. Portland – 12/29/14
FGM	8 vs. Hawai'i – 12/6/14
FGA	15 vs. Utah – 12/10/14
3PM	1, 5 times, last vs. Gonzaga – 12/27/14
3PA	2, 5 times, last vs. Gonzaga – 12/27/14
FTM	10 at Utah State – 12/2/14
FTA	13 vs. Portland – 12/29/14

CAREER HIGHS

PTS	23 vs. LMU – 3/8/14
1st H	16 vs. LMU – 3/8/14
2nd H	16 vs. SDSU – 11/24/14
REB	16 vs. LMU – 3/8/14
AST	11 at Pacific – 1/15/15
STL	6 vs. Purdue – 11/26/14
BLK	3, twice, last vs. LMU – 1/11/14
FGM	10 vs. LMU – 3/8/14
FGA	16 vs. San Francisco – 3/10/14
3PM	2, twice, last at UMass – 1/1/11
3PA	5 vs. Fresno Pacific – 1/1/11
FTM	10 at Utah State – 12/2/14
FTA	13 vs. Portland – 12/29/14

MISCELLANEOUS

	14-15	Career
Double-Figure Points	17 (10-7)	57 (40-17)
20-plus Points	3 (2-1)	6 (5-1)
Double-Figure Reb	10 (8-2)	23 (18-5)
Double-Doubles	9 (7-2)	17 (13-4)
3-plus Steals	9 (7-2)	22 (18-4)
3-plus Blocks	0 (0-0)	1 (1-0)
3-plus 3-point FG	0 (0-0)	0 (0-0)
Scoring Leader	0 (0-0)	6 (5-1)
Rebound Leader	17 (11-6)	42 (31-11)
Assist Leader	17 (12-5)	39 (26-13)

2014-15 GAME-BY-GAME

Opponent	Date	GS	Min	FG	FGA	Pct	3FG	FGA	Pct	FT	FTA	Pct	Off	Def	TR	Avg	PF	FO	A	TO	Blk	Stl	Pts	Avg	
Long Beach State	11/14/14	*	13	3	6	.500	0	1	.000	0	0	.000	1	1	2	2.0	3	0	1	5	0	1	6	6.0	
Arkansas-Little Rock	11/18/14	*	17	2	5	.400	0	0	.000	1	4	.250	3	5	8	5.0	3	0	6	4	0	1	5	5.5	
Southern Virginia	11/19/14												DNP												
vs. San Diego State	11/24/14	*	45	7	14	.500	1	2	.500	6	8	.750	1	6	7	5.7	4	0	6	2	0	3	21	10.7	
vs. Chaminade	11/25/14	*	21	4	10	.400	0	0	.000	6	7	.857	3	5	8	6.3	1	0	6	3	0	3	14	11.5	
vs. Purdue	11/26/14	*	40	3	10	.300	0	1	.000	3	4	.750	1	3	4	5.8	4	0	8	4	1	6	9	11.0	
Eastern Kentucky	11/29/14	*	23	3	5	.600	1	1	1.000	4	5	.800	1	3	4	5.5	2	0	5	4	0	3	11	11.0	
at Utah State	12/02/14	*	33	5	12	.417	0	2	.000	10	10	1.000	4	6	10	6.1	1	0	4	2	1	3	20	12.3	
vs. Hawai'i	12/06/14	*	35	8	14	.571	1	2	.500	2	4	.500	2	10	12	6.9	1	0	10	6	2	1	19	13.1	
Utah	12/10/14	*	38	7	15	.467	1	2	.500	2	5	.400	1	8	9	7.1	2	0	5	2	1	1	17	13.6	
at Weber State	12/13/14	*	19	1	2	.500	0	0	.000	0	0	.000	0	2	2	6.6	4	0	2	4	0	1	2	12.4	
Stanford	12/20/14	*	34	6	12	.500	0	0	.000	3	4	.750	3	7	10	6.9	3	0	7	5	0	2	15	12.6	
UMass	12/23/14	*	39	5	12	.417	0	0	.000	8	11	.727	5	10	15	7.6	2	0	4	3	0	3	18	13.1	
Gonzaga	12/27/14	*	31	5	11	.455	1	2	.500	2	3	.667	2	8	10	7.8	1	0	10	4	0	1	13	13.1	
Portland	12/29/14	*	32	6	8	.750	0	0	.000	9	13	.692	4	4	8	7.8	2	0	4	2	2	2	21	13.6	
at Santa Clara	01/01/15	*	29	3	9	.333	0	0	.000	2	2	1.000	4	11	15	8.3	1	0	6	2	0	3	8	13.3	
at San Francisco	01/03/15	*	27	5	7	.714	0	0	.000	2	2	1.000	0	12	12	8.5	2	0	10	2	0	1	12	13.2	
Pepperdine	01/08/15	*	25	1	8	.125	0	3	.000	2	2	1.000	1	2	3	8.2	3	0	2	3	0	2	4	12.6	
Loyola Marymount	01/10/15	*	30	4	5	.800	0	0	.000	5	8	.625	4	6	10	8.3	2	0	8	2	0	4	13	12.7	
at Pacific	01/15/15	*	38	6	10	.600	0	1	.000	5	6	.833	3	8	11	8.4	1	0	11	2	1	3	17	12.9	
at Saint Mary's	01/17/15	*	28	3	7	.429	0	0	.000	4	4	1.000	0	6	6	8.3	4	0	3	1	0	0	10	12.8	
at San Diego	01/24/15	*	29	6	14	.429	0	1	.000	1	2	.500	1	8	9	8.3	1	0	3	2	0	0	13	12.8	
San Francisco	01/29/15	*	33	4	11	.364	0	0	.000	0	1	.000	2	4	6	8.2	2	0	6	1	0	2	8	12.5	
Santa Clara	01/31/15												DNP												
at Pepperdine	02/05/15	*	32	6	9	.667	0	1	.000	1	3	.333	4	6	10	8.3	3	0	2	4	0	0	13	12.6	
at Loyola Marymount	02/07/15																								
Saint Mary's	02/12/15																								
Pacific	02/14/15																								
San Diego	02/19/15																								
at Portland	02/26/15																								
at Gonzaga	02/28/15																								
<b>Totals</b>			<b>23</b>	<b>691</b>	<b>103</b>	<b>216</b>	<b>.477</b>	<b>5</b>	<b>19</b>	<b>.263</b>	<b>78</b>	<b>108</b>	<b>.722</b>	<b>50</b>	<b>141</b>	<b>191</b>	<b>8.3</b>	<b>52</b>	<b>0</b>	<b>128</b>	<b>69</b>	<b>8</b>	<b>46</b>	<b>289</b>	<b>12.6</b>


CAREER STATISTICS (ALL GAMES)

Year	GP	GS	Min	Avg	FG	FGA	Pct	3FG	FGA	Pct	FT	FTA	Pct	Off	Def	TR	Avg	PF	FO	A	TO	Blk	Stl	Pts	Avg
2010-11	36	27	926	25.7	78	162	.481	7	27	.259	46	81	.568	55	128	183	5.1	73	1	75	56	16	39	209	5.8
2013-14	34	34	1136	33.4	175	352	.497	8	22	.364	117	203	.576	85	190	275	8.1	82	1	156	89	15	57	475	14.0
2014-15	23	23	691	30.0	103	216	.477	5	19	.263	78	108	.722	50	141	191	8.3	52	0	128	69	8	46	289	12.6
<b>TOTAL</b>	<b>93</b>	<b>84</b>	<b>2753</b>	<b>29.6</b>	<b>356</b>	<b>730</b>	<b>.488</b>	<b>20</b>	<b>68</b>	<b>.294</b>	<b>241</b>	<b>392</b>	<b>.615</b>	<b>190</b>	<b>459</b>	<b>649</b>	<b>7.0</b>	<b>207</b>	<b>2</b>	<b>359</b>	<b>214</b>	<b>39</b>	<b>142</b>	<b>973</b>	<b>10.5</b>

CAREER STATISTICS (CONFERENCE GAMES)

Year	GP	GS	Min	Avg	FG	FGA	Pct	3FG	FGA	Pct	FT	FTA	Pct	Off	Def	TR	Avg	PF	FO	A	TO	Blk	Stl	Pts	Avg
2010-11	15	10	365	24.3	26	57	.456	3	8	.375	23	31	.742	20	59	79	5.3	31	1	32	26	8	10	78	5.2
2013-14	18	18	583	32.4	93	181	.514	3	8	.375	65	112	.580	51	86	137	7.6	43	1	82	48	6	37	254	14.1
2014-15	11	11	334	30.4	49	99	.495	1	8	.125	33	46	.717	25	75	100	9.1	22	0	64	25	3	18	132	12.0
<b>TOTAL</b>	<b>44</b>	<b>39</b>	<b>1282</b>	<b>29.1</b>	<b>168</b>	<b>337</b>	<b>.499</b>	<b>7</b>	<b>24</b>	<b>.292</b>	<b>121</b>	<b>189</b>	<b>.640</b>	<b>96</b>	<b>220</b>	<b>316</b>	<b>7.2</b>	<b>96</b>	<b>2</b>	<b>178</b>	<b>99</b>	<b>17</b>	<b>65</b>	<b>464</b>	<b>10.5</b>

#10 • RYAN ANDRUS  
6-11 • 215 • FR • FORWARD



AMERICAN FORK, UTAH  
AMERICAN FORK HS

2014-15 SEASON — PPG: 1.7 RPG: 1.5 APG: 0.2 SPG: 0.0 BPG: 0.1 FG%: .500 3FG%: .250 FT%: .750

Last Time Out

- Totaled 2 points, 3 rebounds, 1 assist and 1 block at Pepperdine

In 2014-15

- Scored 3 points, grabbed 3 rebounds and had an assist in 16 minutes against Southern Virginia
- Scored a career-best 5 points and hit his first career three at Pacific
- Tied a season high with 5 points and set a season high with 8 rebounds against Santa Clara
- Totaled 2 points, 3 rebounds, 1 assist and 1 block at Pepperdine

Before BYU

- A four-year letterman playing for Doug Meacham at American Fork High School
- As a senior averaged 14.9 points, 7.7 rebounds and 1.7 assists as American Fork finished 17-9 overall and 8-4 in region play and advanced to the 5A state semifinals
- Named first-team all-state by the Deseret News and the Salt Lake Tribune
- As a junior averaged 19.4 points, 6.5 rebounds, 1.5 assists and 1.1 steals as American Fork finished 17-9 overall and 7-3 in region play and advanced to the 5A state semifinals
- Named first-team all-state by the Deseret News, second-team all-state by the Salt Lake Tribune, All-Valley by the Daily Herald
- As a sophomore averaged 5.8 points and 3.8 rebounds as American Fork finished 19-3 overall and 9-1 in region play
- Played for DreamVision during the AAU season

Personal

- Parents are David and Yvonne Andrus
- Has two brothers and one sister
- Also recruited by Utah and Utah State

2014-15 SEASON HIGHS

PTS	5, twice, last vs. Santa Clara – 1/31/15
1st H	5, twice, last vs. Santa Clara – 1/31/15
2nd H	2, twice, last at Santa Clara – 1/1/15
REB	8 vs. Santa Clara – 1/31/15
AST	1, twice, last at Pepperdine – 2/5/15
STL	—
BLK	1 at Pepperdine – 2/5/15
FGM	2 at Pacific – 1/15/15
FGA	2, 3 times, last at Pacific – 1/15/15
3PM	1 at Pacific – 1/15/15
3PA	1, 4 times, last at Pepperdine – 2/5/15
FTM	5 vs. Santa Clara – 1/31/15
FTA	6 vs. Santa Clara – 1/31/15

MISCELLANEOUS

	14-15	Career
Double-Figure Points	0 (0-0)	same
20-plus Points	0 (0-0)	same
Double-Figure Reb	0 (0-0)	same
Double-Doubles	0 (0-0)	same
3-plus Steals	0 (0-0)	same
3-plus Blocks	0 (0-0)	same
3-plus 3-point FG	0 (0-0)	same
Scoring Leader	0 (0-0)	same
Rebound Leader	0 (0-0)	same
Assist Leader	0 (0-0)	same

2014-15 GAME-BY-GAME

Opponent	Date	GS	Min	FG	FGA	Pct	3FG	FGA	Pct	FT	FTA	Pct	Off	Def	TR	Avg	PF	FO	A	TO	Blk	Stl	Pts	Avg
Long Beach State	11/14/14																							
Arkansas-Little Rock	11/18/14		1	0	0	.000	0	0	.000	0	0	.000	0	0	0	0.0	0	0	0	0	0	0	0	0.0
Southern Virginia	11/19/14		16	1	2	.500	0	1	.000	1	2	.500	1	2	3	1.5	1	0	1	0	0	0	3	1.5
vs. San Diego State	11/24/14																							
vs. Chaminade	11/25/14		3	0	0	.000	0	0	.000	0	0	.000	0	1	1	1.3	0	0	0	1	0	0	0	1.0
vs. Purdue	11/26/14																							
Eastern Kentucky	11/29/14																							
at Utah State	12/02/14																							
vs. Hawai'i	12/06/14		1	0	1	.000	0	0	.000	0	0	.000	1	0	1	1.3	0	0	0	0	0	0	0	0.8
Utah	12/10/14																							
at Weber State	12/13/14																							
Stanford	12/20/14																							
UMass	12/23/14																							
Gonzaga	12/27/14																							
Portland	12/29/14																							
at Santa Clara	01/01/15		3	1	2	.500	0	0	.000	0	0	.000	0	0	0	1.0	0	0	0	0	0	0	2	1.0
at San Francisco	01/03/15		3	0	0	.000	0	0	.000	0	0	.000	0	0	0	0.8	0	0	0	0	0	0	0	0.8
Pepperdine	01/08/15																							
Loyola Marymount	01/10/15																							
at Pacific	01/15/15		7	2	2	1.000	1	1	1.000	0	0	.000	0	0	0	0.7	1	0	0	0	0	0	5	1.4
at Saint Mary's	01/17/15		1	0	1	.000	0	1	.000	0	0	.000	0	0	0	0.6	0	0	0	0	0	0	0	1.3
at San Diego	01/24/15																							
San Francisco	01/29/15		5	1	1	1.000	0	0	.000	0	0	.000	1	0	1	0.7	2	0	0	0	0	0	2	1.3
Santa Clara	01/31/15		12	0	1	.000	0	0	.000	5	6	.833	5	3	8	1.4	1	0	0	2	0	0	5	1.7
at Pepperdine	02/05/15		13	1	2	.500	0	1	.000	0	0	.000	1	2	3	1.5	3	0	1	0	1	0	2	1.7
at Loyola Marymount	02/07/15																							
Saint Mary's	02/12/15																							
Pacific	02/14/15																							
San Diego	02/19/15																							
at Portland	02/26/15																							
at Gonzaga	02/28/15																							
Totals		0	65	6	12	.500	1	4	.250	6	8	.750	9	8	17	1.5	8	0	2	3	1	0	19	1.7

CAREER STATISTICS (ALL GAMES)

Year	GP	GS	Min	Avg	FG	FGA	Pct	3FG	FGA	Pct	FT	FTA	Pct	Off	Def	TR	Avg	PF	FO	A	TO	Blk	Stl	Pts	Avg
2014-15	11	0	65	5.9	6	12	.500	1	4	.250	6	8	.750	9	8	17	1.5	8	0	2	3	1	0	19	1.7
TOTAL	11	0	65	5.9	6	12	.500	1	4	.250	6	8	.750	9	8	17	1.5	8	0	2	3	1	0	19	1.7

CAREER STATISTICS (CONFERENCE GAMES)

Year	GP	GS	Min	Avg	FG	FGA	Pct	3FG	FGA	Pct	FT	FTA	Pct	Off	Def	TR	Avg	PF	FO	A	TO	Blk	Stl	Pts	Avg
2014-15	7	0	44	6.3	5	9	.556	1	3	.333	5	6	.833	7	5	12	1.7	7	0	1	2	1	0	16	2.3
TOTAL	7	0	44	6.3	5	9	.556	1	3	.333	5	6	.833	7	5	12	1.7	7	0	1	2	1	0	16	2.3



#12 • JOSH SHARP  
6-7 • 190 • SR • FORWARD



HIGHLAND, UTAH  
UTAH

2014-15 SEASON HIGHS

PTS	4 vs. SVU – 11/19/14
1st H	2, twice, last at Pacific – 1/15/15
2nd H	4 vs. SVU – 11/19/14
REB	4 vs. SVU – 11/19/14
AST	1, 3 times, last at Santa Clara – 1/1/15
STL	2 vs. Chaminade – 11/25/14
BLK	1, 3 times, last at Pacific – 1/15/15
FGM	2 vs. SVU – 11/19/14
FGA	2, 3 times, last vs. Santa Clara – 1/31/15
3PM	1 vs. Santa Clara – 1/31/15
3PA	2 vs. Santa Clara – 1/31/15
FTM	1, twice, last vs. Chaminade – 11/25/14
FTA	2, twice, last vs. Chaminade – 11/25/14

CAREER HIGHS

PTS	14 at Gonzaga – 1/24/13, SCU – 2/2/13
1st H	10 at Gonzaga – 1/24/13
2nd H	8 vs. Virginia Tech – 12/29/12
REB	12 vs. LMU – 1/3/13
AST	3, twice, last vs. San Diego – 1/04/14
STL	2, 4 times, last at USD – 3/01/14
BLK	2, twice, last vs. CSUN – 11/24/12
FGM	6 vs. Montana – 11/28/12
FGA	8 vs. Montana – 11/28/12
3PM	1, 3 times, last vs. SMC – 1/16/13
3PA	1, 13 times, last at Pepperdine – 12/30/13
FTM	4, 4 times, last vs. LMU – 1/11/14
FTA	6 at Gonzaga – 1/24/13

MISCELLANEOUS

	14-15	Career
Double-Figure Points	0 (0-0)	5 (4-1)
20-plus Points	0 (0-0)	0 (0-0)
Double-Figure Reb	0 (0-0)	3 (2-1)
Double-Doubles	0 (0-0)	0 (0-0)
3-plus Steals	0 (0-0)	0 (0-0)
3-plus Blocks	0 (0-0)	0 (0-0)
3-plus 3-point FG	0 (0-0)	0 (0-0)
Scoring Leader	0 (0-0)	1 (0-1)
Rebound Leader	0 (0-0)	4 (3-1)
Assist Leader	0 (0-0)	1 (1-0)

2014-15 SEASON — PPG: 1.3 RPG: 1.2 APG: 0.2 SPG: 0.2 BPG: 0.2 FG%: .636 3FG%: .500 FT%: .500

Last Time Out

- Did not play at Pepperdine

In 2014-15 • Senior

- Scored 3 points and grabbed 1 rebound against Arkansas-Little Rock
- Scored 4 points, grabbed 4 rebounds and added an assist, a steal and a block against Southern Virginia
- Posted 2 points, 2 boards and 1 block at Pacific

In 2013-14 • Junior

- Posted season highs of 10 points (Loyola Marymount), 7 rebounds (Pacific), 3 assists (San Diego), 2 steals (at San Diego), 3 field goals made (Loyola Marymount), 4 free throws made (Loyola Marymount)
- Scored 10 points and grabbed four rebounds against Loyola Marymount on Jan. 11
- Grabbed seven rebounds and had 2 assists against Pacific on Jan. 30
- Averaged 1.4 points and 2.4 rebounds and shot .630 from the field and .579 from the free throw line

In 2012-13 • Sophomore

- Was 15th in the WCC in all games in offensive rebounds and 9th in the WCC in conference games
- Played in 32 games, started 22, recorded double-figure points 4 times, double-figure rebounds 3 times ... did not play in the last four games of the season due to a strained Achilles
- Had 3 or more offensive rebounds 11 times

- Tied for second all-time at BYU with 9 offensive rebounds against Loyola Marymount in Provo
- Led team in scoring once against No. 10 Gonzaga and in rebounding 4 times
- Posted season highs of 14 points (at Gonzaga, vs. Santa Clara), 12 rebounds (vs. LMU), 2 assists (5 times), 2 steals (three times) and 2 blocks (twice)
- Averaged 4.4 points, 3.9 rebounds, 0.7 assists and 0.4 steals, shot .567 from the field and .718 from the free throw line

In 2011-12 • Freshman

- Played in 28 games
- Received Bronze Honors on the WCC Commissioner's Honor Roll
- Posted season highs of 5 points, 6 rebounds, 3 assists, 1 block and 1 steal

Before BYU

- Played for Quincy Lewis
- Helped the Knights to back-to-back state titles in 2007-08
- Named first-team all-state by the Deseret News and Salt Lake Tribune
- A team captain as a senior and averaged 13.5 points and 6.3 rebounds as a senior

Personal

- Parents are Joe and Debbie Sharp
- Wife's name is Jordan and they have a daughter, Jaycee
- Served a mission for The Church of Jesus Christ of Latter-day Saints in Houston

2014-15 GAME-BY-GAME

Opponent	Date	GS	Min	FG	FGA	Pct	3FG	FGA	Pct	FT	FTA	Pct	Off	Def	TR	Avg	PF	FO	A	TO	Blk	Stl	Pts	Avg	
Long Beach State	11/14/14		4	0	0	.000	0	0	.000	0	0	.000	0	0	0	0.0	0	0	0	0	0	0	0	0.0	
Arkansas-Little Rock	11/18/14		5	1	1	1.000	0	0	.000	1	2	.500	1	0	1	0.5	3	0	0	0	0	0	3	1.5	
Southern Virginia	11/19/14		10	2	2	1.000	0	0	.000	0	0	.000	3	1	4	1.7	0	0	1	0	1	1	4	2.3	
vs. San Diego State	11/24/14																								
vs. Chaminade	11/25/14		7	0	0	.000	0	0	.000	1	2	.500	1	1	2	1.8	2	0	0	0	0	2	1	2.0	
vs. Purdue	11/26/14																								
Eastern Kentucky	11/29/14		11	0	0	.000	0	0	.000	0	0	.000	0	2	2	1.8	1	0	1	1	0	0	0	1.6	
at Utah State	12/02/14		9	1	2	.500	0	0	.000	0	0	.000	1	0	1	1.7	0	0	0	0	0	0	2	1.7	
vs. Hawai'i	12/06/14		2	1	1	1.000	0	0	.000	0	0	.000	0	0	0	1.4	1	0	0	0	0	0	2	1.7	
Utah	12/10/14		7	0	1	.000	0	0	.000	0	0	.000	0	0	0	1.3	2	0	0	0	1	0	0	1.5	
at Weber State	12/13/14																								
Stanford	12/20/14																								
UMass	12/23/14																								
Gonzaga	12/27/14																								
Portland	12/29/14																								
at Santa Clara	01/01/15		6	0	1	.000	0	0	.000	0	0	.000	0	2	2	1.3	1	0	1	0	0	0	0	1.3	
at San Francisco	01/03/15		6	0	0	.000	0	0	.000	0	0	.000	0	1	1	1.3	1	0	0	1	0	0	0	1.2	
Pepperdine	01/08/15																								
Loyola Marymount	01/10/15		5	0	0	.000	0	0	.000	0	0	.000	0	1	1	1.3	0	0	0	0	0	0	0	1.1	
at Pacific	01/15/15		2	1	1	1.000	0	0	.000	0	0	.000	1	1	2	1.3	0	0	0	0	1	0	2	1.2	
at Saint Mary's	01/17/15																								
at San Diego	01/24/15																								
San Francisco	01/29/15																								
Santa Clara	01/31/15		3	1	2	.500	1	2	.500	0	0	.000	0	0	0	1.2	1	0	0	0	0	0	3	1.3	
at Pepperdine	02/05/15																								
at Loyola Marymount	02/07/15																								
Saint Mary's	02/12/15																								
Pacific	02/14/15																								
San Diego	02/19/15																								
at Portland	02/26/15																								
at Gonzaga	02/28/15																								
Totals			0	77	7	11	.636	1	2	.500	2	4	.500	7	9	16	1.2	12	0	3	2	3	3	17	1.3

CAREER STATISTICS (ALL GAMES)

Year	GP	GS	Min	Avg	FG	FGA	Pct	3FG	FGA	Pct	FT	FTA	Pct	Off	Def	TR	Avg	PF	FO	A	TO	Blk	Stl	Pts	Avg
2011-12	28	0	197	7.0	9	23	.391	1	5	.200	14	23	.609	16	22	38	1.4	21	0	12	12	3	4	33	1.2
2012-13	32	22	592	18.5	55	97	.567	2	6	.333	28	39	.718	60	64	124	3.9	68	0	21	21	7	13	140	4.4
2013-14	32	3	352	11.0	17	27	.630	0	2	.000	11	19	.579	26	51	77	2.4	52	0	14	6	8	5	45	1.4
2014-15	13	0	77	5.9	7	11	.636	1	2	.500	2	4	.500	7	9	16	1.2	12	0	3	2	3	3	17	1.3
TOTAL	105	25	1218	11.6	88	158	.557	4	15	.267	55	85	.647	109	146	255	2.4	153	0	50	41	21	25	235	2.2

CAREER STATISTICS (CONFERENCE GAMES)

Year	GP	GS	Min	Avg	FG	FGA	Pct	3FG	FGA	Pct	FT	FTA	Pct	Off	Def	TR	Avg	PF	FO	A	TO	Blk	Stl	Pts	Avg
2011-12	13	0	63	4.8	0	4	.000	0	1	.000	10	14	.714	6	4	10	0.8	7	0	3	2	3	2	10	0.8
2012-13	16	11	286	17.9	26	43	.605	2	3	.667	14	19	.737	33	27	60	3.8	32	0	15	9	0	8	68	4.3
2013-14	18	3	244	13.6	12	17	.706	0	1	.000	9	16	.563	15	31	46	2.6	38	0	9	2	4	5	33	1.8
2014-15	5	0	22	4.4	2	4	.500	1	2	.500	0	0	.000	1	5	6	1.2	3	0	1	1	1	0	5	1.0
TOTAL	52	14	615	11.8	40	68	.588	3	7	.429	33	49	.673	55	67	122	2.3	80	0	28	14	8	15	116	2.2

#15 • JAKE TOOLSON  
6-5 • 215 • FR • GUARD



GILBERT, ARIZONA  
HIGHLAND HS

2014-15 SEASON — PPG: 2.9 RPG: 1.7 APG: 0.6 SPG: 0.4 BPG: 0.0 FG%: .408 3FG%: .400 FT%: 1.000

Last Time Out

- Had 1 assist in 2 minutes at Pepperdine

In 2014-15 • Freshman

- Scored 3 points, grabbed 3 rebounds and added an assist and a steal in 10 minutes of playing time against Arkansas-Little Rock
- Led the team with 15 points, also set a team season high with 5 3-pointers against SVU ... added 7 boards, 4 assists and 4 steals
- Had 8 points, hit 2 threes and added 2 rebounds and an assist vs. Chaminade
- Scored 8 points, hit 2 threes and had 2 assists at Santa Clara
- Scored 11 points on 3 of 4 3-point shooting...added 3 rebounds and 1 assist at San Francisco

Before BYU

- A four-year letterman and two-time first-team all-state honoree playing for Derrick Donaldson at Highland High School
- Scored 2,007 career points at Highland and averaged 19.1 points per game
- As a senior averaged 27.3 points, 12.1 rebounds, 3.5 assists and 1.6 steals per game and hit 59 threes
- Shot .522 from the field, .380 from three and .838 from the free-throw line
- Named first-team Division I All-Arizona by AZcentral.com and first-team All-Tribune by the East Valley Tribune
- As a junior averaged 18.9 points, 8.0 rebounds, 4.0 assists, 1.6 steals and 1.0 blocks and hit 34 threes while Highland finish 18-10 overall and 11-6 in league play

- Named first-team Division I All-Arizona by AZcentral.com and first-team All-Tribune by the East Valley Tribune
- As a sophomore averaged 18.4 points, 6.3 rebounds, 1.6 assists and 1.5 steals and hit 49 threes
- Named All-Tribune honorable mention by the East Valley Tribune
- As a freshman averaged 10.2 points, 7.2 rebounds, 1.7 assists and 1.4 steals and hit 47 threes
- Played for Nevada Select during the AAU season
- Played for the Arizona Power during the AAU season

Personal

- Parents are Troy and Sheila Toolson
- Has one brother and two sisters
- Also recruited by Arizona State, Boston College, Utah State and Saint Mary's
- Nephew of former BYU great Danny Ainge

2014-15 SEASON HIGHS

PTS	15 vs. SVU – 11/19/14
1st H	9, twice, last at San Francisco – 1/3/15
2nd H	8 vs. Chaminade – 11/25/14
REB	7 vs. SVU – 11/19/14
AST	4 vs. SVU – 11/19/14
STL	4 vs. SVU – 11/19/14
BLK	—
FGM	5 vs. SVU – 11/19/14
FGA	9 vs. SVU – 11/19/14
3PM	5 vs. SVU – 11/19/14
3PA	8 vs. SVU – 11/19/14
FTM	2 vs. Santa Clara – 1/31/15
FTA	2 vs. Santa Clara – 1/31/15

MISCELLANEOUS

	14-15	Career
Double-Figure Points	2 (2-0)	same
20-plus Points	0 (0-0)	same
Double-Figure Reb	0 (0-0)	same
Double-Doubles	0 (0-0)	same
3-plus Steals	1 (1-0)	same
3-plus Blocks	0 (0-0)	same
3-plus 3-point FG	2 (2-0)	same
Scoring Leader	1 (1-0)	same
Rebound Leader	1 (1-0)	same
Assist Leader	0 (0-0)	same

2014-15 GAME-BY-GAME

Opponent	Date	GS	Min	FG	FGA	Pct	3FG	FGA	Pct	FT	FTA	Pct	Off	Def	TR	Avg	PF	FO	A	TO	Blk	Stl	Pts	Avg
Long Beach State	11/14/14		4	0	0	.000	0	0	.000	0	0	.000	0	2	2	2.0	0	0	0	0	0	0	0	0.0
Arkansas-Little Rock	11/18/14		10	1	1	1.000	1	1	1.000	0	0	.000	1	2	3	2.5	0	0	1	1	0	1	3	1.5
Southern Virginia	11/19/14		25	5	9	.556	5	8	.625	0	0	.000	0	7	7	4.0	2	0	4	1	0	4	15	6.0
vs. San Diego State	11/24/14		1	0	0	.000	0	0	.000	0	0	.000	0	0	0	3.0	1	0	0	0	0	0	0	4.5
vs. Chaminade	11/25/14		12	3	9	.333	2	5	.400	0	0	.000	0	2	2	2.8	0	0	1	0	0	0	8	5.2
vs. Purdue	11/26/14																							
Eastern Kentucky	11/29/14		6	0	1	.000	0	1	.000	0	0	.000	0	1	1	2.5	1	0	1	0	0	0	0	4.3
at Utah State	12/02/14																							
vs. Hawai'i	12/06/14		7	0	0	.000	0	0	.000	0	0	.000	1	1	2	2.4	0	0	0	0	0	0	0	3.7
Utah	12/10/14																							
at Weber State	12/13/14																							
Stanford	12/20/14		3	0	0	.000	0	0	.000	0	0	.000	0	0	0	2.1	1	0	0	0	0	0	0	3.3
UMass	12/23/14		2	0	0	.000	0	0	.000	0	0	.000	0	0	0	1.9	0	0	0	0	0	0	0	2.9
Gonzaga	12/27/14		15	1	3	.333	1	3	.333	0	0	.000	0	3	3	2.0	1	0	0	0	0	1	3	2.9
Portland	12/29/14		9	0	2	.000	0	2	.000	0	0	.000	0	2	2	2.0	0	0	0	0	0	0	0	2.6
at Santa Clara	01/01/15		16	3	5	.600	2	4	.500	0	0	.000	0	1	1	1.9	2	0	2	0	0	1	8	3.1
at San Francisco	01/03/15		17	4	6	.667	3	4	.750	0	0	.000	1	2	3	2.0	2	0	1	0	0	0	11	3.7
Pepperdine	01/08/15		11	0	2	.000	0	2	.000	0	0	.000	0	2	2	2.0	0	0	0	0	0	0	0	3.4
Loyola Marymount	01/10/15		6	1	2	.500	1	2	.500	0	0	.000	0	1	1	1.9	1	0	0	1	0	0	3	3.4
at Pacific	01/15/15		11	0	2	.000	0	2	.000	0	0	.000	0	1	1	1.9	1	0	1	1	0	0	0	3.2
at Saint Mary's	01/17/15		8	1	2	.500	1	2	.500	0	0	.000	0	1	1	1.8	2	0	0	0	0	0	3	3.2
at San Diego	01/24/15																							
San Francisco	01/29/15		6	1	3	.333	0	2	.000	0	0	.000	0	2	2	1.8	2	0	0	0	0	0	2	3.1
Santa Clara	01/31/15		10	0	2	.000	0	2	.000	2	2	1.000	0	1	1	1.8	0	0	0	1	0	0	2	3.1
at Pepperdine	02/05/15		2	0	0	.000	0	0	.000	0	0	.000	0	0	0	1.7	0	0	1	0	0	0	0	2.9
at Loyola Marymount	02/07/15																							
Saint Mary's	02/12/15																							
Pacific	02/14/15																							
San Diego	02/19/15																							
at Portland	02/26/15																							
at Gonzaga	02/28/15																							
Totals		0	181	20	49	.408	16	40	.400	2	2	1.000	3	31	34	1.7	16	0	12	5	0	7	58	2.9

CAREER STATISTICS (ALL GAMES)

Year	GP	GS	Min	Avg	FG	FGA	Pct	3FG	FGA	Pct	FT	FTA	Pct	Off	Def	TR	Avg	PF	FO	A	TO	Blk	Stl	Pts	Avg
2014-15	20	0	181	9.1	20	49	.408	16	40	.400	2	2	1.000	3	31	34	1.7	16	0	12	5	0	7	58	2.9
TOTAL	20	0	181	9.1	20	49	.408	16	40	.400	2	2	1.000	3	31	34	1.7	16	0	12	5	0	7	58	2.9

CAREER STATISTICS (CONFERENCE GAMES)

Year	GP	GS	Min	Avg	FG	FGA	Pct	3FG	FGA	Pct	FT	FTA	Pct	Off	Def	TR	Avg	PF	FO	A	TO	Blk	Stl	Pts	Avg
2014-15	11	0	111	10.1	11	29	.379	8	25	.320	2	2	1.000	1	16	17	1.5	11	0	5	3	0	2	32	2.9
TOTAL	11	0	111	10.1	11	29	.379	8	25	.320	2	2	1.000	1	16	17	1.5	11	0	5	3	0	2	32	2.9

#20 • ANSON WINDER  
6-3 • 190 • SR • GUARD



LAS VEGAS, NEVADA  
BISHOP GORMAN

2014-15 SEASON HIGHS

PTS	25 vs. UMass – 12/23/14
1st H	17 at San Francisco – 1/3/15
2nd H	18 vs. UMass – 12/23/14 (includes OT)
REB	8 vs. Chaminade – 11/25/14
AST	6 vs. Hawai'i – 12/6/14
STL	2, 8 times, last vs. LMU – 1/10/15
BLK	2 vs. SVU – 11/19/14
FGM	10 vs. Portland – 12/29/14
FGA	15 vs. Pepperdine – 1/8/15
3PM	3, 4 times, last at San Francisco – 1/3/15
3PA	9 vs. LMU – 1/10/15
FTM	11 at Pepperdine – 02/05/14
FTA	13 at Pepperdine – 02/05/14

CAREER HIGHS

PTS	25 vs. UMass – 12/23/14
1st H	17 at San Francisco – 1/3/15
2nd H	18 vs. UMass – 12/23/14 (includes OT)
REB	8 vs. Chaminade – 11/25/14
AST	9 vs. Northern Arizona – 11/30/11
STL	6 vs. LMU – 3/8/14
BLK	2, twice, last vs. SVU – 11/19/14
FGM	10 vs. Portland – 12/29/14
FGA	15 vs. Pepperdine – 1/8/15
3PM	6 vs. Buffalo – 12/20/11
3PA	9 vs. LMU – 1/10/15
FTM	11 at Pepperdine – 02/05/14
FTA	13 at Pepperdine – 02/05/14

MISCELLANEOUS

	14-15	Career
Double-Figure Points	19 (13-6)	35 (29-6)
20-plus Points	3 (2-1)	5 (4-1)
Double-Figure Reb	0 (0-0)	0 (0-0)
Double-Doubles	0 (0-0)	0 (0-0)
3-plus Steals	0 (0-0)	9 (7-2)
3-plus Blocks	0 (0-0)	0 (0-0)
3-plus 3-point FG	6 (5-1)	9 (8-1)
Scoring Leader	2 (1-1)	4 (3-1)
Rebound Leader	2 (2-0)	3 (3-0)
Assist Leader	1 (0-1)	9 (8-1)

2014-15 SEASON — PPG: 14.5 RPG: 3.9 APG: 2.0 SPG: 1.4 BPG: 0.3 FG%: .489 3FG%: .374 FT%: .724

Last Time Out

- Scored 20 points, hit 11 of 13 from the free throw line and added 1 assist and 2 steals at Pepperdine

In 2014-15 • Senior

- Had 18 points, a career-high 8 rebounds, 3 assists, 1 block and 2 steals vs. Chaminade
- Scored 18 points on 7 of 9 shooting from the field and 3 of 3 from downtown vs. Purdue
- Totaled 19 points, 5 boards, 1 assist, 2 steals vs. EKU
- Scored 17 points and added 3 boards, 3 assists and 2 steals vs. Utah State
- Scored a career-high 25 points against UMass ... added 5 rebounds and a steal
- Scored 22 points and added 2 rebounds, 3 assists and 2 steals in his first start of the season against Portland
- Had 15 points, 5 assists, 3 rebounds, 2 steals and 1 block vs. LMU

In 2013-14 • Junior

- Posted season highs of 22 points (Mount St. Mary's), 6 rebounds (Santa Clara), 6 assists (Mount St. Mary's), 6 steals (Loyola Marymount), 9 field goals made (Mount St. Mary's), 3 3-pointers made (Prairie View A&M), 10 free throws made (Gonzaga)
- Scored in double figures in five consecutive games from Feb. 20 until March 10
- In the WCC tournament, scored 16 points, hit 8 of 8 from the free throw line and added a career-best 6 steals vs. Loyola Marymount

- Scored in double figures 10 times, had 20-plus points once, led the team in scoring twice and assists once

In 2012-13 • Sophomore

- Averaged 2.1 points, 1.9 rebounds, 0.5 assists and shot .380 from the field

In 2011-12 • Freshman

- Started 15 times and played in 34 games
- Posted season highs of 20 points, 4 rebounds, 9 assists, 4 steals and 2 blocks
- Hit 7 of 8 from the field and 6 of 7 from downtown for a then career-best 20 points vs. Buffalo
- Averaged 4.3 points, 1.7 assists, 1.6 rebounds and 1.0 steals

Before BYU

- Coached by Grant Rice at Bishop Gorman High School
- Helped lead Bishop Gorman to back-to-back Nevada 4A state titles
- Averaged 17 points and 7 boards as a senior and led Bishop Gorman to a 30-2 record
- Earned first-team All-Southwest League and first-team All-Sunset Division honors

Personal

- Parents are Chuck Winder and Teresa Williams
- Has one sister
- Also recruited by Nevada, SMU, Portland, UC Riverside and Idaho

2014-15 GAME-BY-GAME

Opponent	Date	GS	Min	FG	FGA	Pct	3FG	FGA	Pct	FT	FTA	Pct	Off	Def	TR	Avg	PF	FO	A	TO	Blk	Stl	Pts	Avg	
Long Beach State	11/14/14		24	4	7	.571	2	4	.500	2	3	.667	0	6	6	6.0	1	0	2	0	0	1	12	12.0	
Arkansas-Little Rock	11/18/14		18	4	9	.444	1	4	.250	0	0	.000	0	5	5	5.5	2	0	2	0	0	1	9	10.5	
Southern Virginia	11/19/14		15	4	7	.571	0	2	.000	2	2	1.000	0	0	0	3.7	2	0	1	1	2	2	10	10.3	
vs. San Diego State	11/24/14		37	5	12	.417	2	3	.667	2	4	.500	2	3	5	4.0	3	0	1	0	0	0	14	11.3	
vs. Chaminade	11/25/14		24	7	11	.636	2	3	.667	2	3	.667	1	7	8	4.8	3	0	3	2	1	2	18	12.6	
vs. Purdue	11/26/14		34	7	9	.778	3	3	1.000	1	2	.500	0	1	1	4.2	3	0	0	0	0	0	18	13.5	
Eastern Kentucky	11/29/14		20	7	11	.636	3	4	.750	2	2	1.000	2	3	5	4.3	3	0	1	3	0	2	19	14.3	
at Utah State	12/02/14		29	6	10	.600	1	4	.250	4	4	1.000	0	3	3	4.1	4	0	3	2	0	2	17	14.6	
vs. Hawai'i	12/06/14		31	4	10	.400	2	6	.333	1	2	.500	1	4	5	4.2	3	0	6	2	1	2	11	14.2	
Utah	12/10/14		32	4	8	.500	2	5	.400	0	0	.000	2	2	4	4.2	3	0	2	0	0	2	10	13.8	
at Weber State	12/13/14		25	4	7	.571	1	3	.333	0	1	.000	0	5	5	4.3	2	0	2	1	0	1	9	13.4	
Stanford	12/20/14		27	3	8	.375	1	5	.200	6	10	.600	0	4	4	4.3	0	0	2	2	0	0	13	13.3	
UMass	12/23/14		31	7	13	.538	3	7	.429	8	10	.800	1	4	5	4.3	2	0	0	1	0	1	25	14.2	
Gonzaga	12/27/14		34	5	14	.357	0	4	.000	7	8	.875	0	3	3	4.2	2	0	0	2	0	1	17	14.4	
Portland	12/29/14	*	30	10	14	.714	2	4	.500	0	0	.000	0	2	2	4.1	2	0	3	2	0	2	22	14.9	
at Santa Clara	01/01/15	*	17	3	8	.375	2	7	.286	0	1	.000	0	3	3	4.0	2	0	0	2	0	0	8	14.5	
at San Francisco	01/03/15	*	20	5	8	.625	3	6	.500	4	5	.800	0	3	3	3.9	3	0	4	2	0	1	17	14.6	
Pepperdine	01/08/15	*	36	6	15	.400	2	8	.250	2	2	1.000	1	4	5	4.0	3	0	5	3	0	2	16	14.7	
Loyola Marymount	01/10/15	*	37	5	14	.357	3	9	.333	2	2	1.000	0	3	3	3.9	1	0	5	1	1	2	15	14.7	
at Pacific	01/15/15																								
at Saint Mary's	01/17/15																								
at San Diego	01/24/15	*	35	4	12	.333	1	4	.250	0	0	.000	1	3	4	4.0	3	0	1	1	0	2	9	14.5	
San Francisco	01/29/15	*	28	3	8	.375	0	2	.000	5	8	.625	0	4	4	4.0	1	0	0	0	0	2	11	14.3	
Santa Clara	01/31/15	*	23	4	8	.500	3	4	.750	2	5	.400	0	4	4	4.0	0	0	1	0	1	2	13	14.2	
at Pepperdine	02/05/15	*	31	4	12	.333	1	6	.167	11	13	.846	1	1	2	3.9	4	0	1	1	0	2	20	14.5	
at Loyola Marymount	02/07/15																								
Saint Mary's	02/12/15																								
Pacific	02/14/15																								
San Diego	02/19/15																								
at Portland	02/26/15																								
at Gonzaga	02/28/15																								
Totals			9	638	115	.235	.489	40	107	.374	63	87	.724	12	77	89	3.9	52	0	45	28	6	32	333	14.5

CAREER STATISTICS (ALL GAMES)

Year	GP	GS	Min	Avg	FG	FGA	Pct	3FG	FGA	Pct	FT	FTA	Pct	Off	Def	TR	Avg	PF	FO	A	TO	Blk	Stl	Pts	Avg
2011-12	34	15	551	16.2	48	131	.366	25	84	.298	26	41	.634	3	50	53	1.6	40	0	57	32	3	35	147	4.3
2012-13	31	1	250	8.1	19	50	.380	5	20	.250	21	33	.636	8	24	32	1.0	28	0	16	9	2	13	64	2.1
2013-14	35	9	586	16.7	76	141	.539	25	62	.403	51	69	.739	6	56	62	1.8	55	0	45	19	2	20	228	6.5
2014-15	23	9	638	27.7	115	235	.489	40	107	.374	63	87	.724	12	77	89	3.9	52	0	45	28	6	32	333	14.5
TOTAL	123	34	2025	16.5	258	557	.463	95	273	.348	161	230	.700	29	207	236	1.9	175	0	163	88	13	100	772	6.3

CAREER STATISTICS (CONFERENCE GAMES)

Year	GP	GS	Min	Avg	FG	FGA	Pct	3FG	FGA	Pct	FT	FTA	Pct	Off	Def	TR	Avg	PF	FO	A	TO	Blk	Stl	Pts	Avg
2011-12	16	7	238	14.9	23	62	.371	10	36	.278	11	14	.786	1	26	27	1.7	26	0	19	11	0	20	67	4.2
2012-13	16	1	160	10.0	17	35	.486	5	14	.357	12	17	.706	6	12	18	1.1	21	0	10	4	1	11	51	3.2
2013-14	18	3	280	15.6	35	63	.556	12	27	.444	29	41	.707	3	26	29	1.6	24	0	17	13	1	4	111	6.2
2014-15	10	9	291	29.1	49	113	.434	17	54	.315	33	44	.750	3	30	33	3.3	21	0	20	14	2	16	148	14.8
TOTAL	60	20	969	16.2	124	273	.454	44	131	.336	85	116	.733	13	94	107	1.8	92	0	66	42	4	51	377	6.3

#23 • SKYLER HALFORD  
6-1 • 175 • SR. • GUARD



OREM, UTAH  
SALT LAKE CC

2014-15 SEASON — PPG: 7.0 RPG: 1.8 APG: 2.5 SPG: 0.7 BPG: 0.0 FG%: .431 3FG%: .441 FT%: .860

Last Time Out

- Scored 11 points on 4 of 5 shooting from the field and added 3 assists and 1 steal at Pepperdine

In 2014-15 • Senior

- Scored 18 points coming off the bench and led the team with a career-best 7 assists vs. Long Beach State
- Scored 9 points on 3 threes and added 4 assists vs. EKU
- Totaled 8 points, a rebound and an assist against UMass ... hit 6 of 6 from the free throw line
- Scored 12 points and added 6 assists, 5 rebounds and a steal against Portland
- Hit 3 of 6 from three and 6 of 6 from the free throw line for 15 points at Pacific ... added 4 boards and 2 assists
- Totaled 13 points, tied a career-high 7 assists and added 5 rebounds and 1 steal against Santa Clara

In 2013-14 • Junior

- Named WCC Player of the Week Jan. 6 for scoring 28 points on 11 of 16 shooting against San Diego while adding 3 assists, 2 rebounds and 1 steal
- Posted season highs of 28 points (San Diego), 6 rebounds (twice), 4 assists (Santa Clara), 3 steals (at San Francisco), 11 field goals made (San Diego), 4 made threes (San Diego) and 11 free throws made (at San Francisco)
- Scored 28 points and had 3 assists against San Diego on Jan. 4
- Scored 18 points against Pepperdine and grabbed 6 rebounds on Jan. 9

- Scored 12 points, grabbed 6 rebounds and had 4 assists against Santa Clara on Feb. 6
- Scored in double figures 13 times, had 20-plus points once and 3-plus threes 3 times

Before BYU

- Named an NJCAA All-America First Team honoree as a sophomore at Salt Lake CC
- Region 18 MVP and Scenic West Athletic Conference Player of the Year
- Led SLCC to a record of 29-5 overall and 14-1 in the SWAC
- Led SLCC to the SWAC and Region 18 titles and to the round of 16 in the NJCAA Tournament
- Averaged 17.4 points, 4.5 rebounds, 4.0 assists and 1.6 steals
- Shot .461 from the field, .393 from three and .908 from the free throw line
- Averaged 10.6 points, 3.1 rebounds, 1.8 assists and 1.1 steals as a freshman
- Earned second-team all-region honors
- Led SLCC to a record of 22-9 overall and 9-6 in the SWAC
- As a senior at Timpanogos High School was second in 5A in scoring at 23.6 points per game

Personal

- Parents are Rod and Jill
- Has four siblings
- Served a mission for The Church of Jesus Christ of Latter-day Saints in Brazil

2014-15 SEASON HIGHS

PTS	18 vs. LBSU – 11/14/14
1st H	8 at San Diego – 1/24/15
2nd H	12 at Saint Mary's – 1/17/15
REB	5, twice, last vs. Portland – 12/29/14
AST	7, twice, last vs. Santa Clara – 1/31/15
STL	3 vs. Utah – 12/10/14
BLK	—
FGM	5 vs. LBSU – 11/14/14
FGA	10 vs. Portland – 12/29/14
3PM	3, 5 times, last vs. Santa Clara – 1/31/15
3PA	6, 4 times, last at Pacific – 1/15/15
FTM	6, 3 times, last at Pacific – 1/15/15
FTA	6, 3 times, last at Pacific – 1/15/15

CAREER HIGHS

PTS	28 vs. San Diego – 1/04/14
1st H	15 vs. San Diego – 1/04/14
2nd H	14 at USF – 1/16/14
REB	6, twice, last vs. Santa Clara – 2/6/14
AST	7, twice, last vs. Santa Clara – 1/31/15
STL	3, twice, last vs. Utah – 12/10/14
BLK	1 at Pacific – 2/13/14
FGM	11 vs. San Diego – 1/04/14
FGA	16 vs. San Diego – 1/04/14
3PM	4 vs. San Diego – 1/04/14
3PA	9 vs. Pacific – 1/30/14
FTM	11 at USF – 1/16/14
FTA	12 at USF – 1/16/14

MISCELLANEOUS

	14-15	Career
Double-Figure Points	7 (4-3)	20 (13-7)
20-plus Points	0 (0-0)	1 (1-0)
Double-Figure Reb	0 (0-0)	0 (0-0)
Double-Doubles	0 (0-0)	0 (0-0)
3-plus Steals	1 (0-1)	2 (1-1)
3-plus Blocks	0 (0-0)	0 (0-0)
3-plus 3-point FG	5 (4-1)	8 (7-1)
Scoring Leader	0 (0-0)	1 (1-0)
Rebound Leader	0 (0-0)	0 (0-0)
Assist Leader	5 (3-2)	7 (5-2)

2014-15 GAME-BY-GAME

Opponent	Date	GS	Min	FG	FGA	Pct	3FG	FGA	Pct	FT	FTA	Pct	Off	Def	TR	Avg	PF	FO	A	TO	Blk	Stl	Pts	Avg	
Long Beach State	11/14/14		24	5	7	.714	2	3	.667	6	6	1.00	0	0	0	0.0	3	0	7	2	0	0	18	18.0	
Arkansas-Little Rock	11/18/14		16	2	6	.333	0	3	.000	0	0	.000	0	0	0	0.0	0	0	3	2	0	0	4	11.0	
Southern Virginia	11/19/14	*	2	0	1	.000	0	1	.000	0	0	.000	0	0	0	0.0	0	0	1	1	0	0	0	7.3	
vs. San Diego State	11/24/14																								
vs. Chaminade	11/25/14		10	1	4	.250	1	2	.500	0	0	.000	1	0	1	0.3	2	0	4	3	0	2	3	6.3	
vs. Purdue	11/26/14		2	0	1	.000	0	1	.000	0	0	.000	0	0	0	0.2	1	0	0	1	0	0	0	5.0	
Eastern Kentucky	11/29/14		19	3	8	.375	3	6	.500	0	0	.000	0	2	2	0.5	1	0	4	3	0	0	9	5.7	
at Utah State	12/02/14		20	0	2	.000	0	2	.000	4	4	1.000	1	3	4	1.0	4	0	2	0	0	1	4	5.4	
vs. Hawai'i	12/06/14		10	0	2	.000	0	1	.000	2	2	1.000	0	2	2	1.1	3	0	0	1	0	0	2	5.0	
Utah	12/10/14		12	1	4	.250	0	1	.000	0	0	.000	0	2	2	1.2	0	0	2	0	0	3	2	4.7	
at Weber State	12/13/14		20	2	3	.667	1	1	1.000	0	0	.000	2	3	5	1.6	2	0	3	1	0	1	5	4.7	
Stanford	12/20/14		10	0	3	.000	0	1	.000	0	0	.000	0	0	0	1.5	0	0	0	0	0	0	0	4.3	
UMass	12/23/14		11	1	2	.500	0	0	.000	6	6	1.000	0	1	1	1.4	1	0	1	2	0	0	8	4.6	
Gonzaga	12/27/14		12	3	4	.750	3	4	.750	0	0	.000	0	1	1	1.4	0	0	0	1	0	0	9	4.9	
Portland	12/29/14		23	3	10	.300	2	6	.333	4	5	.800	1	4	5	1.6	4	0	6	1	0	1	12	5.4	
at Santa Clara	01/01/15		12	2	3	.667	2	3	.667	2	2	1.000	0	0	0	1.5	0	0	1	1	0	0	8	5.6	
at San Francisco	01/03/15		13	0	0	.000	0	0	.000	3	4	.750	0	0	0	1.4	1	0	0	3	0	2	3	5.4	
Pepperdine	01/08/15		9	0	2	.000	0	1	.000	0	0	.000	0	2	2	1.5	1	0	2	0	0	0	0	5.1	
Loyola Marymount	01/10/15		19	3	6	.500	3	6	.500	0	0	.000	0	1	1	1.4	1	0	4	1	0	2	9	5.3	
at Pacific	01/15/15	*	28	3	7	.429	3	6	.500	6	6	1.000	2	2	4	1.6	3	0	2	3	0	0	15	5.8	
at Saint Mary's	01/17/15	*	25	4	7	.571	2	4	.500	2	2	1.000	0	2	2	1.6	3	0	1	3	0	1	12	6.2	
at San Diego	01/24/15		29	4	7	.571	2	5	.400	2	2	1.000	1	2	3	1.7	1	0	4	3	0	2	12	6.4	
San Francisco	01/29/15		15	2	7	.286	1	3	.333	3	4	.750	0	1	1	1.6	3	0	2	1	0	0	8	6.5	
Santa Clara	01/31/15	*	29	4	8	.500	3	5	.600	2	5	.400	0	5	5	1.8	3	0	7	2	0	1	13	6.8	
at Pepperdine	02/05/15		23	4	5	.800	2	3	.667	1	2	.500	0	1	1	1.8	2	0	3	1	0	1	11	7.0	
at Loyola Marymount	02/07/15																								
Saint Mary's	02/12/15																								
Pacific	02/14/15																								
San Diego	02/19/15																								
at Portland	02/26/15																								
at Gonzaga	02/28/15																								
Totals			4	393	47	109	.431	30	68	.441	43	50	.860	8	34	42	1.8	39	0	59	36	0	17	167	7.0

CAREER STATISTICS (ALL GAMES)

Year	GP	GS	Min	Avg	FG	FGA	Pct	3FG	FGA	Pct	FT	FTA	Pct	Off	Def	TR	Avg	PF	FO	A	TO	Blk	Stl	Pts	Avg
2013-14	35	13	528	15.1	84	195	.431	29	93	.312	49	58	.845	6	44	50	1.4	49	0	35	29	1	15	246	7.0
2014-15	24	4	393	16.4	47	109	.431	30	68	.441	43	50	.860	8	34	42	1.8	39	0	59	36	0	17	167	7.0
TOTAL	59	17	921	15.6	131	304	.431	59	161	.366	92	108	.852	14	78	92	1.6	88	0	94	65	1	32	413	7.0

CAREER STATISTICS (CONFERENCE GAMES)

Year	GP	GS	Min	Avg	FG	FGA	Pct	3FG	FGA	Pct	FT	FTA	Pct	Off	Def	TR	Avg	PF	FO	A	TO	Blk	Stl	Pts	Avg
2013-14	18	13	346	19.2	52	130	.400	19	64	.297	35	40	.875	5	32	37	2.1	25	0	23	21	1	7	158	8.8
2014-15	12	3	237	19.8	32	66	.485	23	46	.500	25	32	.781	4	21	25	2.1	22	0	32	20	0	10	112	9.3
TOTAL	30	16	583	19.4	84	196	.429	42	110	.382	60	72	.833	9	53	62	2.1	47	0	55	41	1	17	270	9.0

#24 • FRANK BARTLEY IV  
6-3 • 200 • SO • GUARD



BATON ROUGE, LOUISIANA  
FUTURE COLLEGE PREP

2014-15 SEASON — PPG: 1.9 RPG: 1.5 APG: 1.0 SPG: 0.4 BPG: 0.2 FG%: .519 3FG%: .182 FT%: .650

Last Time Out

- Totaled 2 points, 1 rebound, 1 assist and 2 steals at Pepperdine

In 2014-15 • Sophomore

- Totaled 6 points, 3 boards and 1 assist vs. Gonzaga
- Scored 3 points and grabbed 1 rebound in 4 minutes vs. Long Beach State
- Set career-high with 7 assists and added 6 rebounds, 4 points, 4 steals and a career-high 2 blocks against Southern Virginia
- Had 4 points, 3 rebounds, 4 assists and 1 steal vs. ECU
- Had 3 points, 3 rebounds, 1 block and 1 steal in a season-high 17 minutes against Santa Clara

In 2013-14 • Freshman

- Posted season highs of 16 points (Mount St. Mary's), 7 rebounds (twice), 6 assists (Prairie View A&M), 2 steals (twice), 6 field goals made (Mount St. Mary's), 3 3-pointers made (Texas), 6 free throws made (twice)
- Scored 14 points and grabbed five rebounds against Utah State on Nov. 30
- Scored 5 points and had 6 assists to go along with 4 rebounds against Prairie View A&M on Dec. 11
- Scored 6 points, grabbed 7 rebounds and had 4 assists against Loyola Marymount on Dec. 28
- Scored in double figures 5 times, hit 3 threes once and led the team in assists twice
- Averaged 3.9 points and 2.1 rebounds and totaled 25 assists and 13 steals

Before BYU

- Played in 2012-13 at Future College Prep for Les Bean
- Led Future College Prep to a record of 52-13 and the West Coast Prep title
- Averaged 19.7 points, 8.5 rebounds, 6.7 assists, 3.3 steals and 1.0 blocks
- Played three years of high school basketball at Christian Life Academy
- As a senior led Christian Life to a 26-7 overall record and the 1A state title
- Was named LSWA Class 1A MVP, first-team all-state and District 7-1A co-MVP while averaging 14.2 points, 6.2 rebounds and 3.3 assists
- As a junior earned District 7-1A MVP honors and was named all-state and all-metro
- Was a member of the state championship team as a sophomore
- Played football at Christian Life, earned all-district honors and recorded 800-plus receiving yards as a senior

Personal

- Parents are Frank Bartley III and Janice
- Has three sisters
- Also recruited by Auburn, Fordham, George Mason, Marquette, San Diego State and Utah

2014-15 SEASON HIGHS

PTS	6, twice, last at Santa Clara – 1/1/15
1st H	4, twice, last vs. ECU – 11/29/14
2nd H	6 at Santa Clara – 1/1/15
REB	6 vs. SVU – 11/19/14
AST	7 vs. SVU – 11/19/14
STL	4 vs. SVU – 11/19/14
BLK	2 vs. SVU – 11/19/14
FGM	2, twice, last vs. ECU – 11/29/14
FGA	3, twice, last vs. Utah – 12/10/14
3PM	1, twice, last vs. Santa Clara – 1/31/15
3PA	2, twice, last vs. Santa Clara – 1/31/15
FTM	3 vs. Gonzaga – 12/27/14
FTA	3 vs. Gonzaga – 12/27/14

CAREER HIGHS

PTS	16 vs. Mount St. Mary's – 11/15/13
1st H	10 vs. Mount St. Mary's – 11/15/13
2nd H	11 vs. Utah State – 11/30/13
REB	7, twice, last vs. LMU – 12/28/13
AST	7 vs. SVU – 11/19/14
STL	2, twice, last vs. North Texas – 12/3/13
BLK	1, 6 times, last vs. Portland – 2/24/14
FGM	6 vs. Mount St. Mary's – 11/15/13
FGA	11 vs. Utah State – 11/30/13
3PM	3 vs. Texas – 11/25/13
3PA	5 vs. Wichita State – 11/26/13
FTM	6, twice, last at UMass – 12/7/13
FTA	8, twice, last at UMass – 12/7/13

MISCELLANEOUS

	14-15	Career
Double-Figure Points	0 (0-0)	6 (4-2)
20-plus Points	0 (0-0)	0 (0-0)
Double-Figure Reb	0 (0-0)	0 (0-0)
Double-Doubles	0 (0-0)	0 (0-0)
3-plus Steals	0 (0-0)	0 (0-0)
3-plus Blocks	0 (0-0)	0 (0-0)
3-plus 3-point FG	0 (0-0)	1 (1-0)
Scoring Leader	0 (0-0)	0 (0-0)
Rebound Leader	0 (0-0)	0 (0-0)
Assist Leader	1 (1-0)	2 (1-1)

2014-15 GAME-BY-GAME

Opponent	Date	GS	Min	FG	FGA	Pct	3FG	FGA	Pct	FT	FTA	Pct	Off	Def	TR	Avg	PF	FO	A	TO	Blk	Stl	Pts	Avg	
Long Beach State	11/14/14		4	1	2	.500	0	1	.000	1	2	.500	0	1	1	1.0	0	0	0	1	0	0	3	3.0	
Arkansas-Little Rock	11/18/14		4	1	1	1.000	0	0	.000	0	1	.000	0	1	1	1.0	0	0	2	0	0	0	2	2.5	
Southern Virginia	11/19/14		16	2	3	.667	0	0	.000	0	0	.000	0	6	6	2.7	0	0	7	3	2	4	4	3.0	
vs. San Diego State	11/24/14		0	0	0	.000	0	0	.000	0	0	.000	0	0	0	2.0	0	0	0	0	0	0	0	2.3	
vs. Chaminade	11/25/14		11	0	1	.000	0	1	.000	0	0	.000	0	2	2	2.0	2	0	3	1	0	0	0	1.8	
vs. Purdue	11/26/14		0	0	0	.000	0	0	.000	0	0	.000	0	0	0	1.7	0	0	0	0	0	0	0	1.5	
Eastern Kentucky	11/29/14		14	2	2	1.000	0	0	.000	0	1	1.000	2	1	3	1.9	1	0	4	0	0	1	4	1.9	
at Utah State	12/02/14		2	0	1	.000	0	1	.000	1	2	.500	0	0	0	1.6	0	0	0	0	0	0	1	1.8	
vs. Hawai'i	12/06/14		6	0	1	.000	0	1	.000	2	2	1.000	0	1	1	1.6	1	0	0	1	0	0	2	1.8	
Utah	12/10/14		10	1	3	.333	0	1	.000	0	0	.000	1	0	1	1.5	1	0	0	1	0	0	2	1.8	
at Weber State	12/13/14		1	0	0	.000	0	0	.000	0	0	.000	0	0	0	1.4	0	0	0	0	0	0	0	1.6	
Stanford	12/20/14															DNP									
UMass	12/23/14		13	0	0	.000	0	0	.000	2	2	1.000	1	2	3	1.5	0	0	1	1	0	0	2	1.7	
Gonzaga	12/27/14		11	1	2	.500	1	2	.500	3	3	1.000	1	2	3	1.6	1	0	1	1	0	0	6	2.0	
Portland	12/29/14		0+	0	0	.000	0	0	.000	0	0	.000	0	0	0	1.5	0	0	0	0	0	0	0	1.9	
at Santa Clara	01/01/15		6	2	2	1.000	0	0	.000	2	2	1.000	0	1	1	1.5	0	0	0	0	1	0	6	2.1	
at San Francisco	01/03/15		8	0	2	.000	0	2	.000	1	2	.500	0	3	3	1.6	0	0	1	0	0	0	1	2.1	
Pepperdine	01/08/15		9	1	1	1.000	0	0	.000	0	0	.000	0	2	2	1.6	1	0	0	2	0	0	2	2.1	
Loyola Marymount	01/10/15															DNP									
at Pacific	01/15/15		1	0	0	.000	0	0	.000	0	0	.000	0	0	0	1.5	0	0	0	0	0	0	0	1.9	
at Saint Mary's	01/17/15		1	0	0	.000	0	0	.000	0	0	.000	0	0	0	1.4	0	0	0	0	0	0	0	1.8	
at San Diego	01/24/15		1	0	0	.000	0	0	.000	0	0	.000	0	1	1	1.4	2	0	0	0	0	0	0	1.8	
San Francisco	01/29/15		3	1	1	1.000	0	0	.000	1	2	.500	0	3	3	1.5	2	0	0	0	0	0	3	1.8	
Santa Clara	01/31/15		17	1	2	.500	1	2	.500	0	1	.000	0	3	3	1.5	1	0	3	1	1	1	3	1.9	
at Pepperdine	02/05/15		13	1	3	.333	0	0	.000	0	0	.000	0	1	1	1.5	0	0	1	2	0	2	2	1.9	
at Loyola Marymount	02/07/15																								
Saint Mary's	02/12/15																								
Pacific	02/14/15																								
San Diego	02/19/15																								
at Portland	02/26/15																								
at Gonzaga	02/28/15																								
Totals			0	151	14	27	.519	2	11	.182	13	20	.650	5	30	35	1.5	12	0	23	14	4	8	43	1.9


CAREER STATISTICS (ALL GAMES)

Year	GP	GS	Min	Avg	FG	FGA	Pct	3FG	FGA	Pct	FT	FTA	Pct	Off	Def	TR	Avg	PF	FO	A	TO	Blk	Stl	Pts	Avg
2013-14	34	0	370	10.9	44	119	.370	12	36	.333	32	62	.516	21	51	72	2.1	26	0	25	15	6	13	132	3.9
2014-15	23	0	151	6.6	14	27	.519	2	11	.182	13	20	.650	5	30	35	1.5	12	0	23	14	4	8	43	1.9
TOTAL	57	0	521	9.1	58	146	.397	14	47	.298	45	82	.549	26	81	107	1.9	38	0	48	29	10	21	175	3.1

CAREER STATISTICS (CONFERENCE GAMES)

Year	GP	GS	Min	Avg	FG	FGA	Pct	3FG	FGA	Pct	FT	FTA	Pct	Off	Def	TR	Avg	PF	FO	A	TO	Blk	Stl	Pts	Avg
2013-14	17	0	99	5.8	8	33	.242	0	7	.000	2	13	.154	8	13	21	1.2	3	0	11	2	1	3	18	1.1
2014-15	11	0	70	6.4	7	13	.538	2	6	.333	7	10	.700	1	16	17	1.5	7	0	6	6	2	3	23	2.1
TOTAL	28	0	169	6.0	15	46	.326	2	13	.154	9	23	.391	9	29	38	1.4	10	0	17	8	3	6	41	1.5

#30 • DALTON NIXON  
6-7 • 215 • FR • FORWARD



OREM, UTAH  
OREM HS

2014-15 SEASON — PPG: 2.4 RPG: 2.0 APG: 1.0 SPG: 0.1 BPG: 0.2 FG%: .422 3FG%: .176 FT%: 1.000

Last Time Out

- Had 1 rebound and 2 assists at Pepperdine

In 2014-15 • Freshman

- Had 4 points, the first points of his BYU career, against UALR
- Scored 10 points, grabbed 3 boards, 2 assists and a steal vs. SVU
- Had 7 points, 3 rebounds, 1 assist and 1 block vs. Chaminade
- Hit first career 3-pointer against Purdue
- Posted 4 points, 3 rebounds and 1 block at Pacific
- Posted 3 rebounds and 2 blocks in his first career start against Santa Clara

Before BYU

- A four-year letterman playing for Golden Holt at Orem High School
- Orem's all-time leading scorer with 1,367 points and a three-time first-team all-state honoree
- As a senior averaged 20.2 points, 8.9 rebounds, 1.7 assists and 1.1 steals as Orem finished 18-9 overall, 10-2 in region play and advanced to the 4A state championship game
- Named first-team all-state by the Deseret News and the Salt Lake Tribune
- As a junior averaged 17.5 points, 8.2 rebounds, 1.7 assists and 1.3 steals and hit 21 threes as Orem finished 20-4 overall and 13-1 in region play
- Named first-team all-state by the Deseret News and the Salt Lake Tribune, All-Valley by the Daily Herald

- As a sophomore averaged 12.5 points and 5.5 rebounds and hit 33 threes as Orem finished 24-1 overall, 14-0 in region play and won the 4A Utah state title
- Named first-team all-state by the Deseret News and the Salt Lake Tribune and All-Valley by the Daily Herald
- Named the 4A Tournament MVP as a sophomore
- National position recruiting rankings: 51st by ESPN
- Played for the Utah Prospects during the AAU season

Personal

- Parents are Kevin and Stephanie Nixon
- Has two sisters
- His father Kevin Nixon played at BYU from 1991-93
- Also recruited by Arizona State, Creighton, Hawai'i, San Diego, San Francisco, Utah, Utah State and Weber State

2014-15 SEASON HIGHS

PTS	10 vs. SVU – 11/19/14
1st H	6 at San Diego – 1/24/15
2nd H	6 vs. SVU – 11/19/14
REB	4, 4 times, last at Saint Mary's – 1/17/15
AST	4 at San Francisco – 1/3/15
STL	1, twice, last vs. UMass – 12/23/14
BLK	2 vs. Santa Clara – 1/31/15
FGM	4, twice, last at San Diego – 1/24/15
FGA	9 vs. SVU – 11/19/14
3PM	1, twice, last at Weber State – 12/13/14
3PA	2, 3 times, last at San Francisco – 1/3/15
FTM	4 at Santa Clara – 1/1/15
FTA	4 at Santa Clara – 1/1/15

MISCELLANEOUS

	14-15	Career
Double-Figure Points	1 (1-0)	same
20-plus Points	0 (0-0)	same
Double-Figure Reb	0 (0-0)	same
Double-Doubles	0 (0-0)	same
3-plus Steals	0 (0-0)	same
3-plus Blocks	0 (0-0)	same
3-plus 3-point FG	0 (0-0)	same
Scoring Leader	0 (0-0)	same
Rebound Leader	0 (0-0)	same
Assist Leader	0 (0-0)	same

2014-15 GAME-BY-GAME

Opponent	Date	GS	Min	FG	FGA	Pct	3FG	FGA	Pct	FT	FTA	Pct	Off	Def	TR	Avg	PF	FO	A	TO	Blk	Stl	Pts	Avg
Long Beach State	11/14/14		7	0	1	.000	0	1	.000	0	0	.000	0	1	1	1.0	2	0	0	0	0	0	0	0.0
Arkansas-Little Rock	11/18/14		7	2	3	.667	0	0	.000	0	0	.000	0	0	0	0.5	1	0	1	0	0	0	4	2.0
Southern Virginia	11/19/14		17	4	9	.444	0	2	.000	2	2	1.000	1	2	3	1.3	0	0	2	1	0	1	10	4.7
vs. San Diego State	11/24/14		6	0	0	.000	0	0	.000	0	0	.000	1	2	3	1.8	0	0	2	0	0	0	0	3.5
vs. Chaminade	11/25/14		16	3	5	.600	0	2	.000	1	1	1.000	0	3	3	2.0	3	0	1	1	1	0	7	4.2
vs. Purdue	11/26/14		6	1	2	.500	1	1	1.000	0	0	.000	1	0	1	1.8	3	0	0	0	0	0	3	4.0
Eastern Kentucky	11/29/14		2	0	0	.000	0	0	.000	0	0	.000	0	0	0	1.6	1	0	1	0	0	0	0	3.4
at Utah State	12/02/14															DNP								
vs. Hawai'i	12/06/14		2	0	1	.000	0	0	.000	0	0	.000	0	1	1	1.5	1	0	0	0	0	0	0	3.0
Utah	12/10/14															DNP								
at Weber State	12/13/14		13	2	2	1.000	1	1	1.000	0	0	.000	1	3	4	1.8	1	0	0	0	0	0	5	3.2
Stanford	12/20/14		8	0	3	.000	0	1	.000	0	0	.000	3	1	4	2.0	0	0	1	0	0	0	0	2.9
UMass	12/23/14		8	0	2	.000	0	1	.000	0	0	.000	0	1	1	1.9	1	0	1	1	0	1	0	2.6
Gonzaga	12/27/14															DNP								
Portland	12/29/14		4	0	1	.000	0	1	.000	0	0	.000	0	0	0	1.8	2	0	0	0	0	0	0	2.4
at Santa Clara	01/01/15		18	0	1	.000	0	1	.000	4	4	1.000	0	4	4	1.9	0	0	1	0	0	0	4	2.5
at San Francisco	01/03/15		15	1	3	.333	0	2	.000	2	2	1.000	1	1	2	1.9	1	0	4	0	0	0	4	2.6
Pepperdine	01/08/15		6	0	1	.000	0	1	.000	0	0	.000	0	0	0	1.8	0	0	0	0	0	0	0	2.5
Loyola Marymount	01/10/15		2	0	0	.000	0	0	.000	0	0	.000	0	1	1	1.8	1	0	0	0	0	0	0	2.3
at Pacific	01/15/15		21	1	2	.500	0	0	.000	2	2	1.000	1	2	3	1.8	3	0	0	1	1	0	4	2.4
at Saint Mary's	01/17/15		31	1	1	1.000	1	1	1.000	0	0	.000	0	4	4	1.9	1	0	2	4	0	0	3	2.4
at San Diego	01/24/15		13	4	4	1.000	0	0	.000	0	0	.000	0	3	3	2.0	5	1	0	1	0	1	8	2.7
San Francisco	01/29/15		11	0	1	.000	0	0	.000	0	0	.000	2	1	3	2.1	0	0	2	1	0	0	0	2.6
Santa Clara	01/31/15	*	21	0	1	.000	0	1	.000	0	0	.000	1	2	3	2.1	3	0	1	0	2	0	0	2.5
at Pepperdine	02/05/15	*	20	0	2	.000	0	1	.000	0	0	.000	0	1	1	2.0	2	0	2	0	0	0	0	2.4
at Loyola Marymount	02/07/15																							
Saint Mary's	02/12/15																							
Pacific	02/14/15																							
San Diego	02/19/15																							
at Portland	02/26/15																							
at Gonzaga	02/28/15																							
Totals		1	234	19	43	.442	3	16	.188	11	11	1.000	12	32	44	2.1	29	1	19	10	4	3	52	2.5

CAREER STATISTICS (ALL GAMES)

Year	GP	GS	Min	Avg	FG	FGA	Pct	3FG	FGA	Pct	FT	FTA	Pct	Off	Def	TR	Avg	PF	FO	A	TO	Blk	Stl	Pts	Avg
2014-15	22	2	254	11.5	19	45	.422	3	17	.176	11	11	1.000	12	33	45	2.0	31	1	21	10	4	3	52	2.4
TOTAL	22	2	254	11.5	19	45	.422	3	17	.176	11	11	1.000	12	33	45	2.0	31	1	21	10	4	3	52	2.4

CAREER STATISTICS (CONFERENCE GAMES)

Year	GP	GS	Min	Avg	FG	FGA	Pct	3FG	FGA	Pct	FT	FTA	Pct	Off	Def	TR	Avg	PF	FO	A	TO	Blk	Stl	Pts	Avg
2014-15	11	2	162	14.7	7	17	.412	1	8	.125	8	8	1.000	5	19	24	2.2	18	1	12	7	3	1	23	2.1
TOTAL	11	2	162	14.7	7	17	.412	1	8	.125	8	8	1.000	5	19	24	2.2	18	1	12	7	3	1	23	2.1

#33 • NATE AUSTIN  
6-11 • 230 • SR • FORWARD



ALPINE, UTAH  
LONE PEAK HS

2014-15 SEASON — PPG: 3.0 RPG: 5.6 APG: 0.9 SPG: 0.7 BPG: 0.2 FG%: .500 3FG%: .200 FT%: .786

Last Time Out

- Did not play at Pepperdine

In 2014-15 • Senior

- Suffered a torn right hamstring against Utah
- Scored 6 points, grabbed 9 rebounds, had 3 assists and 2 blocks against Long Beach State
- Had 8 points and 11 boards vs. UALR
- Against Purdue had 7 points, 6 rebounds, 1 assist and 1 steal

In 2013-14 • Junior

- Ranked 53rd in the nation in total rebounds and 97th in rebounds per game
- Ranked 4th in the WCC in rebounding, 4th in offensive rebounds, 4th in defensive rebounds and 9th in blocks
- In the BYU record book, totaled the 3rd most offensive rebounds in a season, 2nd most personal fouls in a season and 5th most games started in a season
- Posted season highs of 12 points (at Stanford), 16 rebounds (San Francisco), 4 assists (Prairie View A&M), 4 steals (Prairie View A&M), 3 blocks (North Texas), 5 field goals made (at Stanford) and 5 free throws made (at Portland)

In 2012-13 • Sophomore

- Was 17th in the WCC in rebounding, 13th in blocked shots, 9th in offensive rebounds
- Played in all 36 games and started 7, including the last 5-straight

- Posted season highs of 9 points (at Gonzaga, vs. Baylor), 11 rebounds (vs. Baylor), 4 assists (vs. Eastern New Mexico), 3 steals (at Iowa State) and 3 blocks (twice)

In 2011-12 • Freshman

- Played in every game this season and started 1 game
- Posted season highs of 15 points, 10 rebounds, 3 assists and 2 blocks
- Tied for 10th in the WCC in offensive rebounds in league games
- Career-high 15 points came on 7 of 8 shooting vs. Weber State

Before BYU

- Helped Lone Peak to a 22-3 record as a senior
- Earned first-team all-state honors as a senior
- Averaged 11.5 points while helping the Knights to a trip to the state title game in 2009
- Helped Lone Peak win the 2008 state title
- Played with fellow Cougars Tyler Haws and Josh Sharp at Lone Peak
- Coached by Quincy Lewis
- Played for Salt Lake Metro club team directed by Dave Hammer and coached by Marty Haws

Personal

- Parents are Randy and Leslie Austin
- Served a mission for The Church of Jesus Christ of Latter-day Saints in McAllen, Texas
- Also recruited by Boise State and Utah State

2014-15 SEASON HIGHS

PTS	8 vs. UALR – 11/18/14
1st H	2, 4 times, last at Utah State 12/2/14
2nd H	6 vs. UALR – 11/18/14
REB	11 vs. UALR – 11/18/14
AST	3, twice, last vs. Chaminade – 11/25/14
STL	2 vs. UALR – 11/18/14
BLK	2 vs. LBSU – 11/14/14
FGM	4 vs. UALR – 11/18/14
FGA	4, twice, last vs. SDSU – 11/24/14
3PM	1 vs. LBSU – 11/14/14
3PA	2, twice, last at Utah State 12/2/14
FTM	3, 3 times, last at Utah State 12/2/14
FTA	4, 3 times, last at Utah State 12/2/14

CAREER HIGHS

PTS	15 vs. Weber State – 12/07/11
1st H	9, twice, last vs. Baylor – 4/2/13
2nd H	13 vs. Weber State – 12/7/11
REB	16 vs. San Francisco – 2/08/14
AST	4, twice, last vs. PVAMU – 12/11/13
STL	4 vs. Prairie View A&M – 12/11/13
BLK	3, 3 times, last vs. North Texas – 12/3/13
FGM	7 vs. Weber State – 12/07/11
FGA	8 vs. Weber State – 12/07/11
3PM	1, 13 times, last vs. LBSU – 11/14/14
3PA	2, 15 times, last at Utah State – 12/2/14
FTM	5, 3 times, last at San Diego – 3/1/14
FTA	6, 3 times, last vs. Saint Mary's – 2/1/14

MISCELLANEOUS

	14-15	Career
Double-Figure Points	0 (0-0)	4 (4-0)
20-plus Points	0 (0-0)	0 (0-0)
Double-Figure Reb	1 (1-0)	13 (7-6)
Double-Doubles	0 (0-0)	1 (1-0)
3-plus Steals	0 (0-0)	2 (1-1)
3-plus Blocks	0 (0-0)	3 (2-1)
3-plus 3-point FG	0 (0-0)	0 (0-0)
Scoring Leader	0 (0-0)	0 (0-0)
Rebound Leader	3 (2-1)	27 (19-8)
Assist Leader	0 (0-0)	1 (1-0)

2014-15 GAME-BY-GAME

Opponent	Date	GS	Min	FG	FGA	Pct	3FG	FGA	Pct	FT	FTA	Pct	Off	Def	TR	Avg	PF	FO	A	TO	Blk	Stl	Pts	Avg	
Long Beach State	11/14/14	*	26	1	3	.333	1	1	1.00	3	4	.750	3	6	9	9.0	2	0	3	1	2	0	6	6.0	
Arkansas-Little Rock	11/18/14	*	30	4	4	1.000	0	0	.000	0	0	.000	2	9	11	10.0	2	0	0	0	0	2	8	7.0	
Southern Virginia	11/19/14	*	11	0	0	.000	0	0	.000	0	0	.000	0	3	3	7.7	2	0	0	0	0	1	0	4.7	
vs. San Diego State	11/24/14	*	26	0	4	.000	0	2	.000	0	0	.000	3	2	5	7.0	5	1	0	0	0	1	0	3.5	
vs. Chaminade	11/25/14	*	17	1	1	1.000	0	0	.000	2	2	1.000	1	6	7	7.0	1	0	3	0	0	0	4	3.6	
vs. Purdue	11/26/14	*	23	2	2	1.000	0	0	.000	3	4	.750	3	3	6	6.8	5	1	1	0	0	1	7	4.2	
Eastern Kentucky	11/29/14	*	23	0	0	.000	0	0	.000	0	0	.000	0	2	2	6.1	2	0	1	2	0	1	0	3.6	
at Utah State	12/02/14	*	31	1	4	.250	0	2	.000	3	4	.750	3	6	9	6.5	2	0	1	0	0	1	5	3.8	
vs. Hawai'i	12/06/14	*	10	0	0	.000	0	0	.000	0	0	.000	0	4	4	6.2	1	0	0	0	0	0	0	3.3	
Utah	12/10/14	*	0+	0	0	.000	0	0	.000	0	0	.000	0	0	0	5.6	0	0	0	0	0	0	0	3.0	
at Weber State	12/13/14																								
Stanford	12/20/14																								
UMass	12/23/14																								
Gonzaga	12/27/14																								
Portland	12/29/14																								
at Santa Clara	01/01/15																								
at San Francisco	01/03/15																								
Pepperdine	01/08/15																								
Loyola Marymount	01/10/15																								
at Pacific	01/15/15																								
at Saint Mary's	01/17/15																								
at San Diego	01/24/15																								
San Francisco	01/29/15																								
Santa Clara	01/31/15																								
at Pepperdine	02/05/15																								
at Loyola Marymount	02/07/15																								
Saint Mary's	02/12/15																								
Pacific	02/14/15																								
San Diego	02/19/15																								
at Portland	02/26/15																								
at Gonzaga	02/28/15																								
Totals			10	197	9	18	.500	1	5	.200	11	14	.786	15	41	56	5.6	22	2	9	3	2	7	30	3.0

CAREER STATISTICS (ALL GAMES)

Year	GP	GS	Min	Avg	FG	FGA	Pct	3FG	FGA	Pct	FT	FTA	Pct	Off	Def	TR	Avg	PF	FO	A	TO	Blk	Stl	Pts	Avg
2011-12	35	1	450	12.9	58	107	.542	7	23	.304	20	39	.513	53	79	132	3.8	95	6	19	20	15	9	143	4.1
2012-13	36	7	631	17.5	52	109	.477	3	15	.200	24	41	.585	77	88	165	4.6	92	5	20	21	23	21	131	3.6
2013-14	35	35	934	26.7	48	88	.545	2	4	.500	34	52	.654	90	188	278	7.9	119	6	32	38	31	26	132	3.8
2014-15	10	10	197	19.7	9	18	.500	1	5	.200	11	14	.786	15	41	56	5.6	22	2	9	3	2	7	30	3.0
TOTAL	116	53	2212	19.1	167	322	.519	13	47	.277	89	146	.610	235	396	631	5.4	328	19	80	82	71	63	436	3.8

CAREER STATISTICS (CONFERENCE GAMES)

Year	GP	GS	Min	Avg	FG	FGA	Pct	3FG	FGA	Pct	FT	FTA	Pct	Off	Def	TR	Avg	PF	FO	A	TO	Blk	Stl	Pts	Avg	
2011-12	16	1	230	14.4	28	52	.538	2	10	.200	12	22	.545	33	36	69	4.3	48	4	9	8	5	5	70	4.4	
2012-13	16	0	281	17.6	20	39	.513	1	8	.125	7	15	.467	29	39	68	4.3	41	2	8	9	10	9	48	3.0	
2013-14	18	18	505	28.1	24	42	.571	0	0	.000	21	32	.656	50	94	144	8.0	59	3	13	21	15	9	69	3.8	
2014-15																										
TOTAL	50	19	1016	20.3	72	133	.541	3	18	.167	40	69	.580	112	169	281	5.6	148	9	30	38	30	23	187	3.7	

#35 • ISAAC NEILSON  
6-11 • 225 • FR • FORWARD



MISSION VIEJO, CALIFORNIA  
MISSION VIEJO HS

2014-15 SEASON HIGHS

PTS	15 at Weber State – 12/13/14
1st H	8 vs. LBSU – 11/14/14
2nd H	11 vs. SVU – 11/19/14
REB	9 vs. Santa Clara – 1/31/15
AST	2 vs. SVU – 11/19/14
STL	4 vs. SVU – 11/19/14
BLK	2, 3 times, last vs. Stanford – 12/20/14
FGM	5, twice, last at Weber State – 12/13/14
FGA	9 at Weber State – 12/13/14
3PM	4 at Weber State – 12/13/14
3PA	5, twice, last at Weber State – 12/13/14
FTM	6 vs. LBSU – 11/14/14
FTA	7 vs. LBSU – 11/14/14

MISCELLANEOUS

	14-15	Career
Double-Figure Points	4 (3-1)	same
20-plus Points	0 (0-0)	same
Double-Figure Reb	0 (0-0)	same
Double-Doubles	0 (0-0)	same
3-plus Steals	0 (0-0)	same
3-plus Blocks	0 (0-0)	same
3-plus 3-point FG	1 (1-0)	same
Scoring Leader	0 (0-0)	same
Rebound Leader	2 (2-0)	same
Assist Leader	0 (0-0)	same

2014-15 SEASON — PPG: 3.7 RPG: 2.8 APG: 0.2 SPG: 0.4 BPG: 0.4 FG%: .458 3FG%: .318 FT%: .679

Last Time Out

- Had 4 points, 3 boards, 1 assist and 1 block at Pepperdine

In 2014-15 • Freshman

- Became the first freshman since 2005 to score in double digits in the season opener with 10 points, also grabbed 1 rebound vs. Long Beach State
- Scored 13 points and added 7 rebounds, 2 assists and 4 steals against Southern Virginia
- Totaled 12 points, hit 2 threes and added 4 rebounds, 1 assist and 2 blocks vs. San Diego State
- Posted a career-high 9 rebounds and 1 steal against Santa Clara

Before BYU

- Played for Troy Roelen at Mission Viejo
- As a senior averaged 15.3 points, 11.3 rebounds and 5.0 blocks while Mission Viejo finished 29-3 overall and 7-1 in league play
- Posted season highs of 29 points, 25 rebounds and 11 blocks
- Named MaxPreps All-State Division II Second Team, All-CIF Southern Section Team Division 2AA, Orange County Register All-County Team
- Named MVP of the 2010 Diablo Inferno Tournament where he averaged 14 points, 12 rebounds and 8 blocks
- As a junior averaged 9.0 points, 9.0 rebounds and 4.5 blocks
- Named first-team All-South Coast Conference

Personal

- Served a two-year mission for The Church of Jesus Christ of Latter-day Saints in Alabama
- Parents are Jim and Janice
- Has three brothers and two sisters

2014-15 GAME-BY-GAME

Opponent	Date	GS	Min	FG	FGA	Pct	3FG	FGA	Pct	FT	FTA	Pct	Off	Def	TR	Avg	PF	FO	A	TO	Blk	Stl	Pts	Avg
Long Beach State	11/14/14		11	2	3	.667	0	0	.000	6	7	.857	1	0	1	1.0	0	0	0	0	0	0	10	10.0
Arkansas-Little Rock	11/18/14		6	2	5	.400	0	1	.000	0	1	.000	1	1	2	1.5	2	0	1	0	0	0	4	7.0
Southern Virginia	11/19/14		16	5	8	.625	0	1	.000	3	6	.500	5	2	7	3.3	4	0	2	1	0	4	13	9.0
vs. San Diego State	11/24/14		22	4	7	.571	2	5	.400	2	2	1.000	1	3	4	3.5	1	0	1	0	2	0	12	9.8
vs. Chaminade	11/25/14		15	2	5	.400	1	1	1.000	0	0	.000	2	3	5	3.8	2	0	0	0	0	0	5	8.8
vs. Purdue	11/26/14		13	2	5	.400	0	1	.000	0	0	.000	1	2	3	3.7	4	0	0	0	2	0	4	8.0
Eastern Kentucky	11/29/14	*	8	0	1	.000	0	0	.000	0	0	.000	2	1	3	3.6	1	0	0	1	0	0	0	6.9
at Utah State	12/02/14		1	0	1	.000	0	1	.000	0	0	.000	0	0	0	3.1	0	0	0	0	0	0	0	6.0
vs. Hawai'i	12/06/14		1	0	0	.000	0	0	.000	0	0	.000	2	0	2	3.0	0	0	0	2	0	0	0	5.3
Utah	12/10/14		10	0	3	.000	0	1	.000	0	0	.000	0	0	0	2.7	1	0	0	0	0	0	0	4.8
at Weber State	12/13/14	*	26	5	9	.556	4	5	.800	1	2	.500	1	5	6	3.0	4	0	0	0	1	2	15	5.7
Stanford	12/20/14	*	23	2	5	.400	0	1	.000	2	2	1.000	2	4	6	3.3	3	0	0	1	2	0	6	5.8
UMass	12/23/14	*	14	2	4	.500	0	2	.000	0	0	.000	2	3	5	3.4	1	0	0	2	1	1	4	5.6
GONZAGA	12/27/14	*	8	0	1	.000	0	1	.000	0	0	.000	0	1	1	3.2	1	0	0	1	0	0	0	5.2
Portland	12/29/14		2	0	0	.000	0	0	.000	0	0	.000	0	0	0	3.0	0	0	0	0	0	0	0	4.9
at Santa Clara	01/01/15		8	0	1	.000	0	0	.000	1	2	.500	1	1	2	2.9	2	0	0	0	0	0	1	4.6
at San Francisco	01/03/15		9	2	3	.667	0	1	.000	0	1	.000	0	2	2	2.9	1	0	0	1	0	0	4	4.6
Pepperdine	01/08/15		2	1	2	.500	0	0	.000	0	0	.000	1	0	1	2.8	0	0	0	0	0	0	2	4.4
Loyola Marymount	01/10/15		3	0	0	.000	0	0	.000	0	0	.000	0	0	0	2.6	2	0	0	1	0	0	0	4.2
at Pacific	01/15/15		17	1	1	1.000	0	0	.000	2	2	1.000	0	3	3	2.7	4	0	0	1	1	0	4	4.2
at Saint Mary's	01/17/15		5	0	1	.000	0	1	.000	0	0	.000	1	0	1	2.6	3	0	0	0	0	2	0	4.0
at San Diego	01/24/15		5	0	1	.000	0	0	.000	0	0	.000	1	1	2	2.5	1	0	0	0	0	0	0	3.8
San Francisco	01/29/15		6	1	1	1.000	0	0	.000	2	2	1.000	1	1	2	2.5	2	0	0	0	0	0	4	3.8
Santa Clara	01/31/15		12	0	2	.000	0	0	.000	0	1	.000	3	6	9	2.8	4	0	0	1	0	1	0	3.7
at Pepperdine	02/05/15		20	2	3	.667	0	0	.000	0	0	.000	3	0	3	2.8	2	0	1	0	1	0	4	3.7
at Loyola Marymount	02/07/15																							
Saint Mary's	02/12/15																							
Pacific	02/14/15																							
San Diego	02/19/15																							
at Portland	02/26/15																							
at Gonzaga	02/28/15																							
Totals		5	263	33	72	.458	7	22	.318	19	28	.679	31	39	70	2.8	45	0	5	12	10	10	92	3.7

CAREER STATISTICS (ALL GAMES)

Year	GP	GS	Min	Avg	FG	FGA	Pct	3FG	FGA	Pct	FT	FTA	Pct	Off	Def	TR	Avg	PF	FO	A	TO	Blk	Stl	Pts	Avg
2014-15	25	5	263	10.5	33	72	.458	7	22	.318	19	28	.679	31	39	70	2.8	45	0	5	12	10	10	92	3.7
TOTAL	25	5	263	10.5	33	72	.458	7	22	.318	19	28	.679	31	39	70	2.8	45	0	5	12	10	10	92	3.7

CAREER STATISTICS (CONFERENCE GAMES)

Year	GP	GS	Min	Avg	FG	FGA	Pct	3FG	FGA	Pct	FT	FTA	Pct	Off	Def	TR	Avg	PF	FO	A	TO	Blk	Stl	Pts	Avg
2014-15	12	1	97	8.1	7	16	.438	0	3	.000	5	8	.625	11	15	26	2.2	22	0	1	5	2	3	19	1.6
TOTAL	12	1	97	8.1	7	16	.438	0	3	.000	5	8	.625	11	15	26	2.2	22	0	1	5	2	3	19	1.6



**#41 • LUKE WORTHINGTON**  
6-10 • 235 • SO • FORWARD



**MEQUON, WISCONSIN  
HOMESTEAD HS**

**2014-15 SEASON — PPG: 2.3 RPG: 1.9 APG: 0.2 SPG: 0.4 BPG: 0.0 FG%: .442 3FG%: .000 FT%: .667**

**Last Time Out**

- Did not play at Pepperdine

**In 2014-15 • Sophomore**

- Had 7 points, 4 rebounds and a steal vs. UALR
- Set a career-high in points with 12 and steals with 2, while tying a career-high with 4 rebounds against Southern Virginia
- Totaled 4 points and 6 rebounds at Utah State

**In 2013-14 • Freshman**

- Posted season highs of 7 points (Santa Clara), 4 rebounds (at Saint Mary's), 2 field goals made (twice), 3 free throws made (Santa Clara).
- Hit 2 of 3 from the field and 3 of 4 from the free throw line to score 7 points against Santa Clara on Feb. 6
- Grabbed 4 rebounds, including 3 on the offensive end, and scored a point against Saint Mary's on Feb. 15
- Started in games against Portland, San Diego and Loyola Marymount from Feb. 22 until March 8
- Scored 5 points against Portland on Feb. 22
- Scored 4 points against Mount St. Mary's
- Averaged 1.0 points and 0.9 rebounds and shot .462 from the field

- One of seven Wisconsin players nominated for the McDonald's All-America Game
- As a senior was a team captain and averaged 13.6 points and 10.0 rebounds per game
- Led Homestead to a record of 13-7 overall and 8-4 in league play
- Named Wisconsin Basketball Coaches Association Division I All-State Honorable Mention
- Named third-team All-Area by the Milwaukee Wisconsin Journal Sentinel
- Named first-team All-North Shore Conference
- As a junior, averaged 12 points, 9 rebounds and 2 blocks
- Led Homestead to a record of 15-5 overall and 10-3 in league play
- Named first-team All-North Shore Conference
- Played for Wisconsin Playground Elite coached by Duane "Ike" Wilson
- Played football at Homestead, was a team captain and helped lead team to the 2012 Wisconsin state title
- Received all-conference, all-region and all-state honors in football
- Recruited by BYU and Wisconsin to play football
- Maintained a GPA above 4.0 and was a member of the National Honor Society

**Before BYU**

- Played for Kevin McKenna at Homestead High School
- Ranked the No. 7 prospect in the class of 2013 in the state of Wisconsin and No. 43 among power forwards nationally by ESPN.com

**Personal**

- Parents are John and Kris Worthington
- Has one brother and two sisters
- Also recruited by Butler, Princeton, Penn, Davidson, Yale, DePaul, Lehigh, Bucknell, Utah State and Saint Louis

**2014-15 SEASON HIGHS**

PTS	12 vs. SVU – 11/19/14
1st H	8 vs. SVU – 11/19/14
2nd H	4, twice, last at Utah State – 12/2/14
REB	6 at Utah State – 12/2/14
AST	1, 5 times, last at Pacific – 1/15/15
STL	2 vs. SVU – 11/19/14
BLK	1 vs. UMass – 12/23/14
FGM	6 vs. SVU – 11/19/14
FGA	7, twice, last vs. SVU – 11/19/14
3PM	—
3PA	—
FTM	3, twice, last vs. Stanford – 12/20/14
FTA	4, twice, last vs. Stanford – 12/20/14

**CAREER HIGHS**

PTS	12 vs. SVU – 11/19/14
1st H	8 vs. SVU – 11/19/14
2nd H	4, twice, last at Utah State – 12/2/14
REB	6 at Utah State – 12/2/14
AST	1, 9 times, last at Pacific – 1/15/15
STL	2 vs. SVU – 11/19/14
BLK	1, 3 times, last vs. UMass – 12/23/14
FGM	6 vs. SVU – 11/19/14
FGA	7, twice, last vs. SVU – 11/19/14
3PM	—
3PA	—
FTM	3, 3 times, last vs. Stanford – 12/20/14
FTA	4, 3 times, last vs. Stanford – 12/20/14

**MISCELLANEOUS**

	14-15	Career
Double-Figure Points	1 (1-0)	1 (1-0)
20-plus Points	0 (0-0)	0 (0-0)
Double-Figure Reb	0 (0-0)	0 (0-0)
Double-Doubles	0 (0-0)	0 (0-0)
3-plus Steals	0 (0-0)	0 (0-0)
3-plus Blocks	0 (0-0)	0 (0-0)
3-plus 3-point FG	0 (0-0)	0 (0-0)
Scoring Leader	0 (0-0)	0 (0-0)
Rebound Leader	0 (0-0)	0 (0-0)
Assist Leader	0 (0-0)	0 (0-0)

**2014-15 GAME-BY-GAME**

Opponent	Date	GS	Min	FG	FGA	Pct	3FG	FGA	Pct	FT	FTA	Pct	Off	Def	TR	Avg	PF	FO	A	TO	Blk	Stl	Pts	Avg	
Long Beach State	11/14/14	*	13	1	2	.500	0	0	.000	0	0	.000	1	1	2	2.0	2	0	0	1	0	0	2	2.0	
Arkansas-Little Rock	11/18/14	*	16	3	7	.429	0	0	.000	1	2	.500	1	3	4	3.0	2	0	0	0	0	1	7	4.5	
Southern Virginia	11/19/14	*	13	6	7	.857	0	0	.000	0	1	.000	4	0	4	3.3	2	0	0	3	0	2	12	7.0	
vs. San Diego State	11/24/14	*	8	0	1	.000	0	0	.000	0	0	.000	0	1	1	2.8	3	0	0	1	0	0	0	5.3	
vs. Chaminade	11/25/14	*	8	2	3	.667	0	0	.000	0	0	.000	1	0	1	2.4	1	0	0	1	0	0	4	5.0	
vs. Purdue	11/26/14	*	20	0	1	.000	0	0	.000	3	4	.750	1	2	3	2.5	5	1	1	1	0	1	3	4.7	
Eastern Kentucky	11/29/14	*	16	0	0	.000	0	0	.000	1	2	.500	1	1	2	2.4	3	0	0	0	0	1	1	4.1	
at Utah State	12/02/14	*	25	2	6	.333	0	0	.000	0	2	.000	3	3	6	2.9	4	0	0	0	0	0	4	4.1	
vs. Hawai'i	12/06/14	*	12	0	1	.000	0	0	.000	0	0	.000	0	1	1	2.7	3	0	0	0	0	0	0	3.7	
Utah	12/10/14	*	12	0	1	.000	0	0	.000	2	2	1.000	1	1	2	2.6	2	0	1	1	0	1	2	3.5	
vs. San Diego State	12/13/14	*	18	0	2	.000	0	0	.000	2	2	1.000	0	1	1	2.5	4	0	0	1	0	1	2	3.4	
Stanford	12/20/14	*	23	1	1	1.000	0	0	.000	3	4	.750	1	1	2	2.4	3	0	0	1	0	0	5	3.5	
UMass	12/23/14	*	24	1	3	.333	0	0	.000	0	0	.000	1	1	2	2.4	2	0	1	1	1	0	2	3.4	
Gonzaga	12/27/14	*	15	0	1	.000	0	0	.000	2	2	1.000	1	1	2	2.4	5	1	0	0	0	1	2	3.3	
Portland	12/29/14	*	20	0	2	.000	0	0	.000	0	0	.000	0	2	2	2.3	3	0	0	0	0	0	0	3.1	
at Santa Clara	01/01/15	*	16	2	3	.667	0	0	.000	0	0	.000	1	2	3	2.4	3	0	0	0	0	0	4	3.1	
at San Francisco	01/03/15	*	13	0	0	.000	0	0	.000	0	0	.000	0	0	0	2.2	3	0	0	0	0	0	0	2.9	
Pepperdine	01/08/15	*	17	0	0	.000	0	0	.000	1	2	.500	1	0	1	2.2	3	0	0	1	0	0	1	2.8	
Loyola Marymount	01/10/15	*	16	0	0	.000	0	0	.000	0	0	.000	1	1	2	2.2	3	0	1	2	0	0	0	2.7	
at Pacific	01/15/15	*	9	0	0	.000	0	0	.000	0	0	.000	0	1	1	2.1	4	0	1	0	0	1	0	2.6	
at Saint Mary's	01/17/15	*	17	0	1	.000	0	0	.000	0	0	.000	0	0	0	2.0	3	0	0	0	0	0	0	2.4	
at San Diego	01/24/15	*	14	1	1	1.000	0	0	.000	2	2	1.000	0	2	2	2.0	4	0	0	0	0	0	4	2.5	
San Francisco	01/29/15		9	0	0	.000	0	0	.000	1	2	.500	1	1	2	2.0	2	0	0	0	0	0	1	2.4	
Santa Clara	01/31/15		1	0	0	.000	0	0	.000	0	0	.000	0	0	0	1.9	1	0	0	0	0	0	0	2.3	
at Pepperdine	02/05/15																								
at Loyola Marymount	02/07/15																								
Saint Mary's	02/12/15																								
Pacific	02/14/15																								
San Diego	02/19/15																								
at Portland	02/26/15																								
at Gonzaga	02/28/15																								
Totals			21	355	19	43	.442	0	0	.000	18	27	.667	20	26	46	1.9	70	2	5	14	1	9	56	2.3

**CAREER STATISTICS (ALL GAMES)**

Year	GP	GS	Min	Avg	FG	FGA	Pct	3FG	FGA	Pct	FT	FTA	Pct	Off	Def	TR	Avg	PF	FO	A	TO	Blk	Stl	Pts	Avg
2013-14	31	3	251	8.1	12	26	.462	0	0	.000	8	20	.400	13	16	29	0.9	56	2	4	14	2	4	32	1.0
2014-15	24	21	355	14.8	19	43	.442	0	0	.000	18	27	.667	20	26	46	1.9	70	2	5	14	1	9	56	2.3
TOTAL	55	24	606	11.0	31	69	.449	0	0	.000	26	47	.553	33	42	75	1.4	126	4	9	28	3	13	88	1.6

**CAREER STATISTICS (CONFERENCE GAMES)**

Year	GP	GS	Min	Avg	FG	FGA	Pct	3FG	FGA	Pct	FT	FTA	Pct	Off	Def	TR	Avg	PF	FO	A	TO	Blk	Stl	Pts	Avg
2013-14	16	2	147	9.2	5	10	.500	0	0	.000	7	12	.583	11	8	19	1.2	33	2	2	7	2	4	17	1.1
2014-15	11	9	147	13.4	3	8	.375	0	0	.000	6	8	.750	5	10	15	1.4	34	1	2	3	0	2	12	1.1
TOTAL	27	11	294	10.9	8	18	.444	0	0	.000	13	20	.650	16	18	34	1.3	67	3	4	10	2	6	29	1.1

#44 • CORBIN KAUFUSI  
6-10 • 245 • FR • CENTER



PROVO, UTAH  
TIMPVIEW HS

2014-15 SEASON — PPG: 2.9 RPG: 3.2 APG: 0.1 SPG: 0.3 BPG: 0.7 FG%: .525 3FG%: .000 FT%: .560

Last Time Out

- Had 2 boards at Pepperdine

In 2014-15 • Freshman

- Had 5 points and 4 boards vs. UALR
- Tied his season-high with 5 points, 4 rebounds and 1 assist vs. SVU
- Had career-bests of 8 points, 6 rebounds and 2 blocks vs. Chaminade
- Had 4 points, 4 boards and 1 steal vs. Hawai'i
- Had 6 points on 2 of 2 shooting from the field and 2 of 2 from the free throw line and added 1 block and 2 steals against UMass
- Totaled 5 points and 3 rebounds at San Francisco

Before BYU

- Coached by Perry Wildeboer at Timpview High School
- As a junior averaged 11.6 points while helping Timpview to a record of 19-6
- As a sophomore helped Timpview win the 4A state title and finish with a record of 19-7
- Played in the 2011 All-Valley Basketball All-Star Classic
- Played football and helped Timpview win state titles in 2008 and 2009
- Second-team all-state in football in 2011
- A member of the National Honors Society and a four-year academic honoree
- Also recruited by Stanford to play football

Personal

- Parents are Steve (an assistant coach on the BYU football team) and Michelle and has four siblings
- Brother Bronson plays football at BYU and played basketball for the Cougars in 2012-13
- Served a two-year mission for The Church of Jesus Christ of Latter-day Saints in South Korea
- An Eagle Scout

2014-15 SEASON HIGHS

PTS	8 vs. Chaminade – 11/25/14
1st H	3, twice, last vs. SDSU – 11/24/14
2nd H	8 vs. Chaminade – 11/25/14
REB	6, twice, last at Santa Clara – 1/1/15
AST	1, twice, last vs. Portland – 12/29/14
STL	2 vs. UMass – 12/23/14
BLK	2, 3 times, last vs. USF – 1/29/15
FGM	2, 6 times, last vs. USF – 12/29/15
FGA	4 vs. Chaminade – 11/25/14
3PM	—
3PA	—
FTM	5 vs. SVU – 11/19/14
FTA	9 vs. SVU – 11/19/14

MISCELLANEOUS

	14-15	Career
Double-Figure Points	0 (0-0)	same
20-plus Points	0 (0-0)	same
Double-Figure Reb	0 (0-0)	same
Double-Doubles	0 (0-0)	same
3-plus Steals	0 (0-0)	same
3-plus Blocks	0 (0-0)	same
3-plus 3-point FG	0 (0-0)	same
Scoring Leader	0 (0-0)	same
Rebound Leader	0 (0-0)	same
Assist Leader	0 (0-0)	same

2014-15 GAME-BY-GAME

Opponent	Date	GS	Min	FG	FGA	Pct	3FG	FGA	Pct	FT	FTA	Pct	Off	Def	TR	Avg	PF	FO	A	TO	Blk	Stl	Pts	Avg
Long Beach State	11/14/14		6	0	1	.000	0	0	.000	0	0	.000	1	0	1	1.0	3	0	0	1	0	0	0	0.0
Arkansas-Little Rock	11/18/14		12	2	4	.500	0	0	.000	1	3	.333	3	1	4	2.5	2	0	0	1	0	0	5	2.5
Southern Virginia	11/19/14		10	0	0	.000	0	0	.000	5	9	.556	0	4	4	3.0	1	0	1	2	0	0	5	3.3
vs. San Diego State	11/24/14		15	1	3	.333	0	0	.000	1	4	.250	2	2	4	3.3	4	0	0	0	1	0	3	3.3
vs. Chaminade	11/25/14		12	2	4	.500	0	0	.000	4	5	.800	4	2	6	3.8	2	0	0	3	2	0	8	4.2
vs. Purdue	11/26/14		9	1	2	.500	0	0	.000	0	2	.000	1	3	4	3.8	4	0	0	0	1	0	2	3.8
Eastern Kentucky	11/29/14																							
DNP																								
at Utah State	12/02/14		1	0	0	.000	0	0	.000	0	0	.000	0	0	0	3.3	0	0	0	0	0	0	0	3.3
vs. Hawai'i	12/06/14		16	1	1	1.000	0	0	.000	2	2	1.000	2	2	4	3.4	3	0	0	2	0	1	4	3.4
Utah	12/10/14		18	1	3	.333	0	0	.000	0	0	.000	1	0	1	3.1	3	0	0	0	0	1	2	3.2
at Weber State	12/13/14		14	2	3	.667	0	0	.000	2	2	1.000	2	2	4	3.2	4	0	0	4	0	1	6	3.5
Stanford	12/20/14		8	0	0	.000	0	0	.000	0	0	.000	0	2	2	3.1	2	0	0	0	1	0	0	3.2
UMass	12/23/14		21	2	2	1.000	0	0	.000	2	2	1.000	1	0	1	2.9	3	0	0	0	1	2	6	3.4
Gonzaga	12/27/14		22	2	3	.667	0	0	.000	1	2	.500	3	2	5	3.1	4	0	0	1	0	0	5	3.5
Portland	12/29/14		18	1	1	1.000	0	0	.000	0	1	.000	2	3	5	3.2	4	0	1	0	0	0	2	3.4
at Santa Clara	01/01/15		14	0	0	.000	0	0	.000	4	6	.667	1	5	6	3.4	5	1	0	1	2	1	4	3.5
at San Francisco	01/03/15		15	1	1	1.000	0	0	.000	3	5	.600	3	0	3	3.4	3	0	0	0	0	0	5	3.6
Pepperdine	01/08/15		18	1	1	1.000	0	0	.000	0	0	.000	2	2	4	3.4	4	0	0	0	1	0	2	3.5
Loyola Marymount	01/10/15		21	0	3	.000	0	0	.000	0	2	.000	2	2	4	3.4	3	0	0	2	1	0	0	3.3
at Pacific	01/15/15		7	0	0	.000	0	0	.000	2	2	1.000	0	1	1	3.3	4	0	0	2	0	0	2	3.2
at Saint Mary's	01/17/15		17	1	1	1.000	0	0	.000	0	0	.000	1	0	1	3.2	4	0	0	0	1	1	2	3.1
at San Diego	01/24/15		15	1	3	.333	0	0	.000	0	0	.000	2	2	4	3.2	3	0	0	0	2	0	2	3.2
San Francisco	01/29/15	*	22	2	2	1.000	0	0	.000	1	3	.333	2	3	5	3.3	5	1	0	2	2	0	5	3.2
Santa Clara	01/31/15	*	15	0	1	.000	0	0	.000	0	0	.000	0	2	2	3.3	3	0	0	1	1	0	0	3.0
at Pepperdine	02/05/15	*	10	0	1	.000	0	0	.000	0	0	.000	1	1	2	3.2	4	0	0	0	0	0	0	2.9
at Loyola Marymount	02/07/15																							
Saint Mary's	02/12/15																							
Pacific	02/14/15																							
San Diego	02/19/15																							
at Portland	02/26/15																							
at Gonzaga	02/28/15																							
Totals		3	336	21	40	.525	0	0	.000	28	50	.560	36	41	77	3.2	77	2	2	22	16	7	70	2.9

CAREER STATISTICS (ALL GAMES)

Year	GP	GS	Min	Avg	FG	FGA	Pct	3FG	FGA	Pct	FT	FTA	Pct	Off	Def	TR	Avg	PF	FO	A	TO	Blk	Stl	Pts	Avg
2014-15	24	3	336	14.0	21	40	.525	0	0	.000	28	50	.560	36	41	77	3.2	77	2	2	22	16	7	70	2.9
TOTAL	24	3	336	14.0	21	40	.525	0	0	.000	28	50	.560	36	41	77	3.2	77	2	2	22	16	7	70	2.9

CAREER STATISTICS (CONFERENCE GAMES)

Year	GP	GS	Min	Avg	FG	FGA	Pct	3FG	FGA	Pct	FT	FTA	Pct	Off	Def	TR	Avg	PF	FO	A	TO	Blk	Stl	Pts	Avg
2014-15	12	3	194	16.2	9	17	.529	0	0	.000	11	21	.524	19	23	42	3.5	46	2	1	9	10	2	29	2.4
TOTAL	12	3	194	16.2	9	17	.529	0	0	.000	11	21	.524	19	23	42	3.5	46	2	1	9	10	2	29	2.4

**5 players scored in double figures**

1/3/15 at San Francisco, Haws 22, Fischer 20, Winder 17, Collinsworth 12, Toolson 11

**6 players scored in double figures**

1/19/14 vs. SVU, Toolson 15, Neilson 13, Haws 13, Fischer 10, Winder 10, Nixon 10

**No players scored in double figures**

2/21/05 at Air Force, 39-70 L

**One player recorded a double-double**

2/5/15 at Pepperdine  
Kyle Collinsworth, 13 points, 10 rebounds

**Two players recorded a double-double**

3/10/14 vs. San Francisco  
Kyle Collinsworth, 18 points, 12 rebounds  
Eric Mika, 11 points, 10 rebounds

**One player recorded a triple-double**

1/15/15 at Pacific  
Kyle Collinsworth, 17 points, 11 rebounds, 11 assists

**Two double-digit rebounders**

3/10/14 vs. San Francisco  
Collinsworth and Mika - 12 and 10 rebounds

**Six players had 5 or more rebounds**

1/1/11 vs. Fresno Pacific, C. Collinsworth-8, Rogers-5, Emery-5, Hartsock-5, Abouo-5, Davies-5

**Five players had 6 or more rebounds**

11/20/10 vs. Chicago State, Abouo-8, K. Collinsworth-7, Rogers-7, Anderson-6, C. Collinsworth-6, Davies-6

**Four players had 9 or more rebounds**

12/30/06 vs. Seton Hall, Cummarid-12, Plaisted-9, Young-9, Ainge-9

**Two players fouled out**

11/26/14 vs. Purdue  
Nate Austin, Luke Worthington

**Three or more players fouled out**

1/3/09 vs. Wake Forest  
Chris Miles, Gavin MacGregor, Charles Abouo

**A BYU player received a technical foul**

1/3/15 at San Francisco, Anson Winder

**An opponent player received a technical foul**

1/3/15 at San Francisco, Derrell Robertson

**BYU coach received a technical foul**

2/5/15 at Pepperdine, Dave Rose

**An opponent coach received a technical foul**

1/29/15 vs. San Francisco, Rex Walters

**A BYU player ejected from a game**

12/14/13 at Utah, Eric Mika (flagrant 2 foul)

**An opponent player ejected from a game**

2/1/14 vs. Saint Mary's, Garrett Jackson (flagrant 2 foul)

**A coach ejected from the game**

11/30/05 vs. Lamar (at Delta Center)  
Lamar coach Billy Tubbs (2 technical fouls)

**AT LEAST two players scored 20+ points**

2/5/15 at Pepperdine, Haws 22, Winder 20

**Three players scored 20+ points**

12/29/14 vs. Portland, Haws 24, Winder 22, Collinsworth 21

**Four players scored 20+ points**

1/13/79 vs. New Mexico, D. Ainge-27, Scott Runia-25, Devin Durrant-20, Alan Taylor-20

**Two players scored 25+ points**

3/18/10 vs. Florida-NCAA 1st Round  
Jimmer Fredette 37, Michael Loyd, Jr. 26

**A player scored 30+ points**

12/6/14 vs. Hawaii, Tyler Haws 30

**A player scored 40+ points**

1/23/14 at Portland, Tyler Haws 48

**A player attempted 20 or more field goals**

1/8/14 vs. Pepperdine, Tyler Haws 22

**A player with 5 or more steals**

11/26/14 vs. Purdue, Kyle Collinsworth 6

**A player had double-digit assists**

1/15/15 at Pacific, Kyle Collinsworth 11

**A player made double-digit free throws**

2/5/15 at Pepperdine, Anson Winder (11-13)

**A player shot 100% at the free throw line (min. 8 atts)**

12/27/14 vs. Gonzaga, Tyler Haws (9-9)

**A player shot 100% from the floor (min. 5 atts)**

1/7/12 vs. San Francisco, Brock Zylstra (8-8)

**A player shot 100% on threes (min. 3 atts)**

12/11/13 vs. Prairie View A&M, Anson Winder (3-3)

**Did not make a three**

3/8/14 vs. Loyola Marymount (0-12)

**Last time opponent did not make a three**

2/2/08 at Wyoming (0-15)

**BYU had six or fewer turnovers**

12/2/14 at Utah State, 6

**BYU committed 25-plus turnovers**

12/15/07 vs. Pepperdine, 86-67 W (29)

**BYU committed 11 or less team fouls in a game**

1/21/12 at Pepperdine, 11

**BYU scored 90 points**

1/15/15 at Pacific, 93

**BYU scored 100 points**

11/25/14 vs. Chaminade, 121

**BYU scored 110 points**

11/25/14 vs. Chaminade, 121

**BYU scored less than 50 points in a game**

1/15/08 at UNLV 41-70 L

**Held opponent to less than 50 points in a game**

11/19/14 vs. SVU 101-48 W

**BYU scored less than 40 points in a game**

2/21/05 at Air Force 39-70 L

**Held opponent to less than 40 points in a game**

11/23/10 vs. Mississippi Valley State 83-36 W

**Shot 60% from the field**

1/3/15 at San Francisco (.600) 33-55

**Opponent shot 60% from the field**

12/22/05 at Utah State (.600) 36-60

**Shot 70% from the field in a half**

1/3/15 at San Francisco (.741) 20-27

**Did not miss a 2-point FG attempt in a half**

2/23/04 vs. Air Force, 13-13 inside the arc, (14-17, .824 overall)

**Shot less than 30% from the field**

2/21/05 at Air Force, (.280), 14-50

**Shot 100% from the free throw line**

11/26/11 vs. Wisconsin (11-11)

**Shot 90% from the free throw line (at least 10 attempts)**

3/19/13 vs. Washington, (.913), 21-23

**Shot less than 50% from the free throw line**

2/8/14 vs. San Francisco, (.483), 14-29

**Shot 60% on 3-pointers**

12/13/14 at Weber State (.632), 12-19

**Shot 70% on 3-pointers**

12/11/13 vs. Prairie View A&M (.714), 10-14

**Opponent scored less than 20 points in the 1st half**

12/10/11 at Utah, 17 (25-17, 61-42 W)

**Opponent scored less than 20 points in the 2nd half**

11/10/13 vs. Pepperdine, 16 (46-16, 76-51 W)

**BYU scored less than 20 points in the 1st half**

2/21/05 at Air Force, 13 (BYU trailed 13-37)

**BYU scored less than 20 points in the 2nd half**

1/15/00 vs. Utah, 19

**Opponent scored 50 or more points in a half**

2/5/15 at Pepperdine, 55 (2nd half)

**BYU scored 50 or more points in the first half**

1/3/15 at San Francisco, 57

**BYU scored 50 or more points in the second half**

1/15/15 at Pacific, 50

**BYU scored 60 or more points in the first half**

11/25/14 vs. Chaminade, 66

**BYU scored 60 or more points in the second half**

12/2/14 at Utah State, 60

**Won by 60 or more points (largest margin ever)**

12/22/06 vs. W. Oregon (62) 102-40

**Won by 50 or more points**

11/19/14 vs. SVU (53) 101-48

**Won by 40 or more points**

11/19/14 vs. SVU (53) 101-48

**Won by 30 or more points**

1/3/15 at San Francisco (31) 99-68

**Won by 25 or more points**

1/1/15 at Santa Clara (35) 81-46

**Lost by 35-plus points**

11/22/04 vs. North Carolina (36) 86-50

**Lost by 30-plus points**

2/21/05 at Air Force (31) 39-70

**Lost by 25-plus points**

1/15/08 at UNLV (29) 70-41

**Played an overtime game**

12/23/14 vs. UMass, 77-71 W (OT)

**Won in single overtime**

12/23/14 vs. UMass, 77-71 W (OT)

**Lost in overtime**

11/26/14 vs. Purdue, 85-87 L (OT)

**Played a double OT game**

11/24/14 vs. San Diego State, 87-92 L (2OT)

**Played a triple OT game**

1/23/14 at Portland, 114-110 L (3OT)

**Won 15-straight games**

2009-10 (15)

**Won 10-straight games**

2010-11 (10)

**Lost 3-straight games**

2013-14 @ Oregon, @ LMU, @ Pepperdine

**Lost 4-straight games**

2013-14 @ Utah, @ Oregon, @ LMU, @ Pepperdine

**Lost 5-straight games**

2004-05 @ UNM, @ AFA, @ Utah, UNLV, vs. UNM (at MWC)

**Lost 9-straight games**

1997-98

**Lost 10-straight games**

1996-97 (21) - school record

**Played an NCAA tournament game**

3/20/14 vs. Oregon-NCAA 2nd Round, 68-87

**Won an NCAA Tournament game**

3/13/12 vs. Iona-NCAA 1st Round, 78-72

**Won two NCAA Tournament games**

1980-81 Princeton 60-51, UCLA 78-55, Notre Dame 51-50, then lost to Virginia 60-74  
2010-11 Wofford 74-66, Gonzaga 89-67

**Won three NCAA Tournament games**

1980-81 Princeton 60-51, UCLA 78-55, Notre Dame 51-50, then lost to Virginia 60-74

**Played in the NIT**

4/2/13 vs. Baylor, 76-70 L

**Won an NIT game**

3/27/13 at Southern Miss 79-62 W

**Won two NIT games**

2012-13 Washington, 90-79, Mercer 90-79, Southern Miss 79-62

**Won three NIT games**

2012-13 Advanced to NIT semifinals  
1965-66 NIT CHAMPIONS  
1950-51 NIT CHAMPIONS

**Won a conference tournament**

2000-01

**Won a regular season conference title**

2010-11

**Won a conference regular season outright**

2007-08

**Defeated a ranked team**

2/20/14 vs. Gonzaga (25/22), 73-65

**Defeated a ranked team at home**

2/20/14 vs. Gonzaga (25/22), 73-65

**Defeated a ranked team on the road**

2/26/11 at SDSU (6/4), 80-67

**Was ranked in the top 25 AP Poll**

3/14/11 Ranked 10th

**Was ranked in the top 25 Coaches Poll**

3/29/11 Ranked 13th

**Finished season ranked in the top 25 polls**

2010-11 10th (AP), 13th (Coaches)

**Official Basketball Box Score -- Game Totals -- Final Statistics**  
**Long Beach State vs BYU**  
**11/14/14 5:05 pm at Provo, Utah, Marriott Center**

**Long Beach State 90 • 0-1**

#	Player	Total			3-Ptr			Rebounds			PF	TP	A	TO	Blk	Stl	Min
		FG-FGA	FG-FGA	FT-FTA	FG-FGA	FG-FGA	FT-FTA	Off	Def	Tot							
05	Caffey, Mike	* 10-16	4-5	2-3	3	2	5	3	26	6	7	0	5	33			
11	Samuels, David	* 4-7	0-0	0-0	2	1	3	2	8	0	2	1	0	18			
14	Jones, Branford	* 2-5	0-1	0-0	0	3	3	4	2	2	0	1	1	25			
31	LaSalle, McKay	* 5-8	5-8	1-2	0	1	1	2	16	1	0	0	1	32			
35	Williams, Jack	* 4-7	2-4	0-0	1	1	2	3	10	1	1	0	1	20			
04	Yussuf, Temidayo	0-1	0-0	4-8	1	2	3	5	4	0	1	1	0	13			
12	McKnight, Eric	2-4	0-0	0-0	1	2	3	3	4	0	1	1	0	19			
13	North, Deontae	5-12	2-4	4-6	1	3	4	3	16	2	3	0	2	30			
21	Bibbins, Justin	1-1	0-0	0-0	0	0	0	1	2	3	1	0	0	10			
	<b>Team</b>				2	3	5										
	<b>Totals</b>	<b>33-61</b>	<b>13-22</b>	<b>11-20</b>	<b>11</b>	<b>18</b>	<b>29</b>	<b>25</b>	<b>90</b>	<b>15</b>	<b>18</b>	<b>3</b>	<b>10</b>	<b>200</b>			

FG % 1st Half: 16-32 50.0% 2nd half: 17-29 58.6% Game: 33-61 54.1% Deadball Rebounds 2  
 3FG % 1st Half: 7-12 58.3% 2nd half: 6-10 60.0% Game: 13-22 59.1%  
 FT % 1st Half: 8-15 53.3% 2nd half: 3-5 60.0% Game: 11-20 55.0%

**BYU 95 • 1-0**

#	Player	Total			3-Ptr			Rebounds			PF	TP	A	TO	Blk	Stl	Min
		FG-FGA	FG-FGA	FT-FTA	FG-FGA	FG-FGA	FT-FTA	Off	Def	Tot							
01	FISCHER, Chase	* 4-9	4-8	5-5	0	3	3	17	5	2	0	1	31				
03	HAWS, Tyler	* 7-13	2-5	5-6	0	3	3	21	1	4	1	3	33				
05	COLLINSWORTH, Kyle	* 3-6	0-1	0-0	1	1	2	3	6	1	5	0	1	13			
33	AUSTIN, Nate	* 1-3	1-1	3-4	3	6	9	2	6	3	1	2	0	26			
41	WORTHINGTON, Luke	* 1-2	0-0	0-0	1	1	2	2	2	0	1	0	0	13			
12	SHARP, Josh	0-0	0-0	0-0	0	0	0	0	0	0	0	0	0	4			
15	TOOLSON, Jake	0-0	0-0	0-0	0	2	2	0	0	0	0	0	0	4			
20	WINDER, Anson	4-7	2-4	2-3	0	6	6	1	12	2	0	0	1	24			
23	HALFORD, Skyler	5-7	2-3	6-6	0	0	0	3	18	7	2	0	0	24			
24	BARTLEY IV, Frank	1-2	0-1	1-2	0	1	1	0	3	1	0	1	0	4			
30	NIXON, Dalton	0-1	0-1	0-0	0	1	1	2	0	0	0	0	0	7			
35	NEILSON, Isaac	2-3	0-0	6-7	1	0	1	0	10	0	0	0	0	11			
44	KAUFUSI, Corbin	0-1	0-0	0-0	1	0	1	3	0	0	1	0	0	6			
	<b>Team</b>				2	0	2										
	<b>Totals</b>	<b>28-54</b>	<b>11-24</b>	<b>28-33</b>	<b>9</b>	<b>24</b>	<b>33</b>	<b>22</b>	<b>95</b>	<b>19</b>	<b>17</b>	<b>3</b>	<b>6</b>	<b>200</b>			

FG % 1st Half: 14-26 53.8% 2nd half: 14-28 50.0% Game: 28-54 51.9% Deadball Rebounds 4  
 3FG % 1st Half: 5-12 41.7% 2nd half: 6-12 50.0% Game: 11-24 45.8%  
 FT % 1st Half: 13-15 86.7% 2nd half: 15-16 83.3% Game: 28-33 84.8%

Officials: Brady Chelette, Martin Cichocki, Ryan McCarty  
 Technical fouls: Long Beach State-None. BYU-None.  
 Attendance: 16778

Score by periods	1st	2nd	Total
Long Beach State	47	43	90
BYU	46	49	95

Points	In	Off	2nd	Fast	Bench
LBSU	Paint	T/O	Chance	Break	
BYU	34	15	13	7	26
BYU	24	19	4	9	43

Last FG - LBSU 2nd-00:00, BYU 2nd-00:54.  
 Largest lead - LBSU by 5 1st-06:48, BYU by 10 2nd-04:57.  
 LBSU led for 05:51, BYU led for 30:38. Game was tied for 03:24.

Score tied - 9 times.  
 Lead changed - 10 times.

**Official Basketball Box Score -- Game Totals -- Final Statistics**  
**Arkansas-Little Rock vs BYU**  
**11/18/14 7:35 pm at Provo, Utah, Marriott Center**

**Arkansas-Little Rock 62 • 1-1**

#	Player	Total			3-Ptr			Rebounds			PF	TP	A	TO	Blk	Stl	Min
		FG-FGA	FG-FGA	FT-FTA	FG-FGA	FG-FGA	FT-FTA	Off	Def	Tot							
00	Woods, Roger	* 6-11	2-3	5-7	2	7	9	0	19	0	2	1	1	19			
14	Thomas, J.T.	* 1-7	0-2	0-0	0	0	0	1	2	6	1	0	1	22			
22	Reid, James	* 4-7	2-4	0-0	0	3	3	3	10	0	1	0	0	29			
24	Dillard, Ben	* 0-4	0-3	4-4	0	0	0	2	4	3	2	0	0	23			
33	White, James	* 3-9	0-0	0-0	1	8	9	2	6	0	4	2	0	27			
01	Brown, Andrew	0-0	0-0	0-0	0	0	0	0	0	0	0	0	0	3			
02	Washington, Jerron	1-1	0-0	1-2	0	0	0	1	3	0	1	0	0	3			
03	Hagins, Josh	2-9	1-3	0-0	0	1	1	1	5	1	0	0	0	21			
10	Hill, Maurius	2-4	1-1	1-2	3	1	4	2	6	0	2	0	1	16			
11	Smith, DeVonte	0-2	0-0	0-0	0	1	1	1	0	0	0	0	0	18			
21	Isom, Mareik	1-5	0-2	3-4	1	0	1	2	5	0	1	0	0	13			
55	Leeper, Gus	1-2	0-0	0-0	0	0	0	3	2	0	0	1	0	6			
	<b>Team</b>				2	3	5										
	<b>Totals</b>	<b>21-61</b>	<b>6-18</b>	<b>14-19</b>	<b>9</b>	<b>24</b>	<b>33</b>	<b>19</b>	<b>62</b>	<b>10</b>	<b>14</b>	<b>4</b>	<b>3</b>	<b>200</b>			

FG % 1st Half: 8-31 25.8% 2nd half: 13-30 43.3% Game: 21-61 34.4% Deadball Rebounds 2  
 3FG % 1st Half: 2-9 22.2% 2nd half: 4-9 44.4% Game: 4-9 44.4%  
 FT % 1st Half: 10-12 83.3% 2nd half: 4-7 57.1% Game: 14-19 73.7%

**BYU 91 • 2-0**

#	Player	Total			3-Ptr			Rebounds			PF	TP	A	TO	Blk	Stl	Min
		FG-FGA	FG-FGA	FT-FTA	FG-FGA	FG-FGA	FT-FTA	Off	Def	Tot							
01	FISCHER, Chase	* 7-12	4-7	1-1	0	2	2	1	19	1	2	0	1	28			
03	HAWS, Tyler	* 6-11	1-4	5-6	0	4	4	0	18	5	1	0	2	30			
05	COLLINSWORTH, Kyle	* 2-5	0-0	1-4	3	5	8	3	5	6	4	0	1	17			
33	AUSTIN, Nate	* 4-4	0-0	0-0	2	9	11	2	8	0	0	0	2	30			
41	WORTHINGTON, Luke	* 3-7	0-0	1-2	1	3	4	2	7	0	0	0	1	16			
10	ANDRUS, Ryan	0-0	0-0	0-0	0	0	0	0	0	0	0	0	0	1			
12	SHARP, Josh	1-1	0-0	1-2	1	0	1	3	3	0	0	0	0	5			
15	TOOLSON, Jake	1-1	1-1	0-0	1	2	3	0	3	1	1	0	1	10			
20	WINDER, Anson	4-9	1-4	0-0	0	5	2	9	2	2	0	0	1	18			
23	HALFORD, Skyler	2-6	0-3	0-0	0	0	0	0	4	3	2	0	0	16			
24	BARTLEY IV, Frank	1-1	0-0	0-1	0	1	1	0	2	2	0	0	0	4			
30	NIXON, Dalton	2-3	0-0	0-0	0	0	0	1	4	1	0	0	0	7			
35	NEILSON, Isaac	2-5	0-1	0-1	1	1	2	2	4	1	0	0	0	6			
44	KAUFUSI, Corbin	2-4	0-0	1-3	3	1	4	2	5	0	1	0	0	12			
	<b>Team</b>				1	1	2										
	<b>Totals</b>	<b>37-69</b>	<b>7-20</b>	<b>10-20</b>	<b>13</b>	<b>34</b>	<b>47</b>	<b>18</b>	<b>91</b>	<b>22</b>	<b>11</b>	<b>0</b>	<b>9</b>	<b>200</b>			

FG % 1st Half: 14-30 46.7% 2nd half: 23-39 59.0% Game: 37-69 53.6% Deadball Rebounds 5  
 3FG % 1st Half: 2-6 33.3% 2nd half: 5-14 35.7% Game: 7-20 35.0%  
 FT % 1st Half: 7-14 50.0% 2nd half: 3-6 50.0% Game: 10-20 50.0%

Officials: Michael Irving, Sam Haddad, Kevin Brill  
 Technical fouls: Arkansas-Little Rock-TEAM 2. BYU-None.  
 Attendance: 12469

Score by periods	1st	2nd	Total
Arkansas-Little Rock	28	34	62
BYU	37	54	91

Points	In	Off	2nd	Fast	Bench
UALR	Paint	T/O	Chance	Break	
BYU	20	7	13	0	21
BYU	52	24	10	14	34

Last FG - UALR 2nd-00:05, BYU 2nd-00:30.  
 Largest lead - UALR by 3 1st-19:37, BYU by 31 2nd-00:30.  
 UALR led for 01:31, BYU led for 35:27. Game was tied for 03:02.

Score tied - 5 times.  
 Lead changed - 1 time.

**Official Basketball Box Score -- Game Totals -- Final Statistics**  
**Southern Virginia vs BYU**  
**11/19/14 7:05 pm at Provo, Utah, Marriott Center**

**Southern Virginia 48 • 1-1, 0-0**

#	Player	Total			3-Ptr			Rebounds			PF	TP	A	TO	Blk	Stl	Min
		FG-FGA	FG-FGA	FT-FTA	FG-FGA	FG-FGA	FT-FTA	Off	Def	Tot							
01	Preston Eaton	* 2-11	0-3	7-8	2	3	5	2	11	3	1	0	0	24			
04	Wesley Evans	* 1-4	1-3	0-0	0	0	0	3	3	0	0	0	3	20			
21	Kaleio Manuela	* 1-4	0-1	0-0	1	3	4	4	2	0	0	0	0	19			
30	Kevin Walker	* 1-5	0-1	2-0	2	2	2	2	10	0	0	0	2	20			
45	Justin Langford	* 2-2															

**Official Basketball Box Score -- Game Totals -- Final Statistics**  
**BYU vs Chaminade**  
**11-25-14 11:30 a.m. at Lahaina Civic Center, Maui, Hawaii**

**BYU 121 • 4-1**

#	Player	Total		3-Ptr		Rebounds			PF	TP	A	TO	Blk	Stl	Min
		FG-FGA	FG-FGA	FT-FTA	Off	Def	Tot								
33	AUSTIN, Nate	f	1-1	0-0	2-2	1	6	7	1	4	3	0	0	0	17
41	WORTHINGTON, Luke	f	2-3	0-0	0-0	1	0	1	1	4	0	1	0	0	8
01	FISCHER, Chase	g	10-14	10-13	0-0	0	0	0	2	30	3	0	0	1	23
03	HAWS, Tyler	g	6-7	1-2	6-6	1	0	1	2	19	3	0	0	0	16
05	COLLINSWORTH, Kyle	g	4-10	0-0	6-7	3	5	8	1	14	6	3	0	21	21
02	ELLIS, Jordan	g	0-0	0-0	0-0	0	2	2	0	0	1	0	0	0	5
10	ANDRUS, Ryan	g	0-0	0-0	0-0	0	1	1	0	0	0	1	0	0	3
12	SHARP, Josh	g	0-0	0-0	1-2	1	1	2	1	0	0	0	0	2	7
15	TOOLSON, Jake	g	3-9	2-5	0-0	0	2	2	0	8	1	0	0	0	12
20	WINDER, Anson	g	7-11	2-3	2-3	1	7	8	3	18	3	2	1	2	24
23	HALFORD, Skyler	g	1-4	1-2	0-0	1	0	1	2	3	4	3	0	2	10
24	BARTLEY IV, Frank	g	0-1	0-1	0-0	0	2	2	0	3	1	0	0	0	11
30	NIXON, Dalton	g	3-5	0-2	1-1	0	3	3	3	7	1	1	0	0	16
35	NEILSON, Isaac	g	2-5	1-1	0-0	0	2	3	2	5	0	0	0	0	15
44	KAUFUSI, Corbin	g	2-4	0-0	4-5	4	2	6	2	8	0	3	2	0	12
	Team					0	1	1							
	<b>Totals</b>		<b>41-74</b>	<b>17-29</b>	<b>22-26</b>	<b>15</b>	<b>35</b>	<b>50</b>	<b>23</b>	<b>121</b>	<b>28</b>	<b>15</b>	<b>4</b>	<b>10</b>	<b>200</b>

FG % 1st Half: 23-37 62.2% 2nd half: 18-37 48.6% Game: 41-74 55.4% Deadball Rebounds 0  
 3FG % 1st Half: 14-18 77.8% 2nd half: 10-15 66.7% Game: 17-29 58.6%  
 FT % 1st Half: 6-8 75.0% 2nd half: 16-18 88.9% Game: 22-26 84.6%

**Chaminade 85 • 2-2**

#	Player	Total		3-Ptr		Rebounds			PF	TP	A	TO	Blk	Stl	Min
		FG-FGA	FG-FGA	FT-FTA	Off	Def	Tot								
25	Eteuati, Frankie	f	3-8	0-1	2-4	1	4	5	2	8	1	0	2	0	19
05	Bailey, Lee	g	2-6	1-1	5-6	0	4	4	2	10	2	5	0	2	25
14	Kuany, Kuany	g	5-13	1-3	3-4	1	3	4	3	14	2	2	1	0	29
23	Hu, Kevin	g	2-5	1-2	3-5	0	0	0	4	8	0	2	0	1	14
33	Shastri, Kiran	g	4-11	3-10	5-6	0	2	1	16	1	2	1	2	26	
01	Boyd, De'Von	g	1-3	0-1	2-2	0	0	0	0	4	0	0	1	0	6
02	Pu ulei-Auld, Kahanu	g	2-5	0-1	0-0	1	1	2	2	4	1	1	0	2	11
03	Harper, James	g	2-6	1-1	1-3	2	2	4	1	6	1	1	0	0	15
10	Mathew, AJ	g	0-1	0-0	0-0	0	0	0	0	0	1	0	0	1	8
11	Ware, David	g	0-0	0-0	1-1	1	2	3	15	1	1	0	0	1	18
12	Rosen, Arnu	g	0-0	0-0	0-0	0	1	1	2	0	0	0	0	0	4
15	Sakazaki, Michael	g	0-2	0-0	0-0	0	1	1	1	0	0	0	0	0	4
22	Louder, Michael	g	0-2	0-0	0-0	2	0	2	3	0	0	1	1	0	16
44	Pedroso, Oscar	g	0-3	0-2	0-0	0	0	0	0	0	0	0	0	0	5
	Team					8	3	11							
	<b>Totals</b>		<b>27-72</b>	<b>10-25</b>	<b>21-30</b>	<b>16</b>	<b>22</b>	<b>38</b>	<b>24</b>	<b>85</b>	<b>10</b>	<b>15</b>	<b>6</b>	<b>10</b>	<b>200</b>

FG % 1st Half: 14-36 38.9% 2nd half: 13-36 36.1% Game: 27-72 37.5% Deadball Rebounds 3  
 3FG % 1st Half: 7-13 53.8% 2nd half: 3-11 27.3% Game: 10-25 40.0%  
 FT % 1st Half: 8-16 50.0% 2nd half: 13-14 92.9% Game: 21-30 70.0%

Officials: Dick Cartnell, Wally Rutecki, Sean Hull  
 Technical fouls: BYU-None. Chaminade-None.  
 Attendance: 2400  
 Chase Fischer's 10 3 pointers ties EA Sports Maui Invitational record, tying Notre Dame's Kyle McAlmarney (2008) and Chaminade's Christophe Varidel (2013)  
 Fischer's 10 3 pointers also breaks BYU school record of 9 (Dimmer Fredette)

Score by periods	1st	2nd	Total
BYU	66	55	121
Chaminade	43	42	85

**Official Basketball Box Score -- Game Totals -- Final Statistics**  
**PURDUE vs BYU**  
**11-26-14 12 p.m. at Lahaina Civic Center, Maui, Hawaii**

**PURDUE 87 • 5-1**

#	Player	Total		3-Ptr		Rebounds			PF	TP	A	TO	Blk	Stl	Min
		FG-FGA	FG-FGA	FT-FTA	Off	Def	Tot								
12	Edwards, Vince	f	7-9	3-5	8-9	3	6	9	3	25	2	2	0	0	41
20	Hammons, A.J.	c	5-10	0-1	2-4	2	2	4	4	12	1	3	4	0	20
00	Octeus, Jon	g	4-10	0-2	0-0	2	2	4	4	8	3	2	2	1	34
21	Stevens, Kendall	g	1-9	1-5	1-2	1	4	5	1	4	1	2	1	1	32
35	Davis, Raphael	g	4-10	0-1	10-11	0	4	4	3	18	1	4	0	2	35
01	Scott, Bryson	g	0-1	0-0	2-2	0	0	0	0	2	2	0	0	1	6
03	Thompson, P.J.	g	1-3	1-2	1-2	0	1	1	1	4	1	1	0	1	16
05	Smotherman, Basil	g	0-0	0-0	0-0	0	0	0	0	0	2	0	0	0	8
31	Mathias, Dakota	g	1-2	0-1	0-0	0	2	2	3	2	1	0	0	0	11
44	Haas, Isaac	g	4-5	0-0	4-6	1	1	2	4	12	0	2	1	0	22
	Team					3	4	7							
	<b>Totals</b>		<b>27-59</b>	<b>5-17</b>	<b>28-36</b>	<b>12</b>	<b>26</b>	<b>38</b>	<b>23</b>	<b>87</b>	<b>14</b>	<b>17</b>	<b>8</b>	<b>6</b>	<b>225</b>

FG % 1st Half: 14-28 50.0% 2nd half: 10-24 41.7% OT: 3-7 42.9% Game: 27-59 45.8% Deadball Rebounds 4  
 3FG % 1st Half: 3-7 42.9% 2nd half: 2-9 22.2% OT: 0-1 0.0% Game: 5-17 29.4%  
 FT % 1st Half: 9-10 90.0% 2nd half: 19-26 73.1% OT: 0-0 0.0% Game: 28-36 77.8%

**BYU 85 • 4-2**

#	Player	Total		3-Ptr		Rebounds			PF	TP	A	TO	Blk	Stl	Min
		FG-FGA	FG-FGA	FT-FTA	Off	Def	Tot								
33	AUSTIN, Nate	f	2-2	0-0	3-4	3	3	6	5	7	1	0	0	1	23
41	WORTHINGTON, Luke	f	0-1	0-0	3-4	1	2	3	5	3	1	1	0	1	20
01	FISCHER, Chase	g	2-11	2-11	1-2	0	3	3	1	7	2	3	0	1	38
03	HAWS, Tyler	g	9-19	1-3	13-14	0	5	5	0	32	2	2	3	0	40
05	COLLINSWORTH, Kyle	g	3-10	0-1	3-4	1	3	4	4	9	8	4	1	6	40
20	WINDER, Anson	g	7-9	3-3	1-2	0	1	1	3	18	0	0	0	0	34
23	HALFORD, Skyler	g	0-1	0-1	0-0	0	0	0	0	1	0	1	0	0	2
24	BARTLEY IV, Frank	g	0-0	0-0	0-0	0	0	0	0	0	0	0	0	0	0+
30	NIXON, Dalton	g	1-2	1-1	0-0	1	0	1	3	3	0	0	0	0	6
35	NEILSON, Isaac	g	2-5	0-1	0-0	1	2	3	4	4	0	0	2	0	13
44	KAUFUSI, Corbin	g	1-2	0-0	0-2	1	3	4	4	2	0	0	1	0	9
	Team					3	0	3							
	<b>Totals</b>		<b>27-62</b>	<b>7-21</b>	<b>24-32</b>	<b>11</b>	<b>22</b>	<b>33</b>	<b>30</b>	<b>85</b>	<b>14</b>	<b>11</b>	<b>7</b>	<b>9</b>	<b>225</b>

FG % 1st Half: 11-29 37.9% 2nd half: 15-28 53.6% OT: 1-5 20.0% Game: 27-62 43.5% Deadball Rebounds 5  
 3FG % 1st Half: 3-10 30.0% 2nd half: 4-10 40.0% OT: 0-1 0.0% Game: 7-21 33.3%  
 FT % 1st Half: 10-16 62.5% 2nd half: 12-14 85.7% OT: 2-2 100.0% Game: 24-32 75.0%

Officials: Dick Cartnell, Wally Rutecki, Ryan Wells  
 Technical fouls: PURDUE-None. BYU-None.  
 Attendance: 2400

Score by periods	1st	2nd	OT	Total
PURDUE	40	41	6	87
BYU	35	46	4	85

**Official Basketball Box Score -- Game Totals -- Final Statistics**  
**Eastern Kentucky vs BYU**  
**11/29/14 7:35 pm at Provo, Utah, Marriott Center**

**Eastern Kentucky 76 • 4-1, 0-0**

#	Player	Total		3-Ptr		Rebounds			PF	TP	A	TO	Blk	Stl	Min
		FG-FGA	FG-FGA	FT-FTA	Off	Def	Tot								
02	WALDEN, Corey	*	3-9	0-4	9-10	2	0	2	4	15	7	5	0	2	36
05	McGLONE, Isaac	*	1-2	1-2	0-0	0	1	1	4	3	2	1	0	1	24
22	KNIPP, Timmy	*	4-6	2-4	0-0	1	4	5	0	10	1	2	1	1	27
32	POWELL, Ja'Mill	*	7-13	3-5	6-9	1	2	3	4	23	0	2	0	1	28
42	STUTZ, Eric	*	4-5	0-0	2-2	0	1	1	3	10	1	3	0	1	25
03	RICHARDSON, Denzel	*	1-4	0-1	0-0	1	2	3	0	2	0	2	0	0	17
04	MATTHEWS, Tommy	*	0-0	0-0	0-0	0	0	0	0	0	0	0	0	0	1
11	BABB-HARRISON, Jayle	*	2-5	1-3	0-0	0	2	2	5	1	2	0	0	0	14
13	NORL, Daniel	*	0-0	0-0	0-0	0	0	0	0	1	0	0	0	0	5
23	HOOD, Jonathan	*	1-4	1-4	0-0	0	0	0	0	3	0	0	0	0	11
33	MUFF, Deverin	*	1-1	1-1	2-2	0	2	2	2	5	0	0	3	2	12
	Team					0	2	2							
	<b>Totals</b>		<b>24-49</b>	<b>9-24</b>	<b>19-23</b>	<b>5</b>	<b>16</b>	<b>21</b>	<b>20</b>	<b>76</b>	<b>13</b>	<b>17</b>	<b>4</b>	<b>8</b>	<b>200</b>

FG % 1st Half: 11-21 52.4% 2nd half: 13-28 46.4% Game: 24-49 49.0% Deadball Rebounds 2  
 3FG % 1st Half: 4-12 33.3% 2nd half: 5-12 41.7% Game: 9-24 37.5%  
 FT % 1st Half: 4-4 100.0% 2nd half: 15-19 78.9% Game: 19-23 82.6%

**BYU 90 • 5-2, 0-0**

#	Player	Total		3-Ptr		Rebounds			PF	TP	A	TO	Blk	Stl	Min
		FG-FGA	FG-FGA	FT-FTA	Off	Def	Tot								
01	FISCHER, Chase	*	7-12	4-8	2-3	0	3	3	2	20	2	3	0	0	27
03	HAWS, Tyler	*	10-15	4-8	2-2	2	2	4	1	26	4	2	0	0	31
05	COLLINSWORTH, Kyle	*	3-5	1-1	4-5	1	3	4	2	11	5	4	0	3	23
33	AUSTIN, Nate	*	0-0	0-0	0-0	0	2	2	0	1	2	0	1	0	23

**Official Basketball Box Score -- Game Totals -- Final Statistics**  
**Hawaii vs BYU**  
**12/06/14 4:05 pm at Salt Lake City, EnergySolutions Arena**

**Hawaii 70 • 7-3, 0-0**

#	Player	Total		3-Ptr		Rebounds			PF	TP	A	TO	Blk	Stl	Min	
		FG	FGA	FG	FGA	FT	FTA	Off								Def
01	Nevels, Garrett	4	11	2	6	2	2	0	3	3	2	12	1	1	0	29
05	Bobbitt, Roderick	5	12	0	3	5	7	2	2	4	4	15	7	4	0	33
11	Smith, Quincy	1	5	0	0	2	2	1	2	3	1	4	1	1	0	26
23	Valdes, Aaron	8	14	2	2	6	8	3	4	7	4	24	2	2	0	33
25	Thomas, Mike	4	9	0	0	0	2	3	5	4	8	1	0	1	4	26
00	Fleming, Isaac	3	10	1	4	0	0	2	2	1	7	3	3	0	1	24
02	Filipovich, Niko	0	1	0	1	0	0	1	1	1	0	0	0	0	4	
03	Jawato, Brandon	0	2	0	2	0	0	0	0	1	0	0	0	0	7	
15	Yovanovic, Stefan	0	2	0	0	0	1	2	2	0	0	1	1	1	18	
	Team							1	2	3						
	<b>Totals</b>	<b>25</b>	<b>66</b>	<b>5</b>	<b>18</b>	<b>15</b>	<b>20</b>	<b>9</b>	<b>21</b>	<b>30</b>	<b>20</b>	<b>70</b>	<b>16</b>	<b>12</b>	<b>2</b>	<b>13</b>

FG % 1st Half: 12-32 37.5% 2nd half: 13-34 38.2% Game: 25-66 37.9% Deadball Rebounds 1  
 3FG % 1st Half: 4-10 40.0% 2nd half: 1-8 12.5% Game: 5-18 27.8%  
 FT % 1st Half: 2-4 50.0% 2nd half: 13-16 81.3% Game: 15-20 75.0%

**BYU 90 • 7-2, 0-0**

#	Player	Total		3-Ptr		Rebounds			PF	TP	A	TO	Blk	Stl	Min		
		FG	FGA	FG	FGA	FT	FTA	Off								Def	Tot
01	FISCHER, Chase	6	11	4	9	4	5	1	4	5	2	20	5	3	0	32	
03	HAWS, Tyler	9	17	2	5	10	10	2	5	7	2	30	1	1	0	34	
05	COLLINSWORTH, Kyle	8	14	1	2	2	4	2	10	12	1	19	10	6	2	1	35
33	AUSTIN, Nate	0	0	0	0	0	4	4	1	0	0	0	0	0	0	10	
41	WORTHINGTON, Luke	0	0	0	0	0	1	1	3	0	0	0	0	0	0	12	
02	ELLIS, Jordan	0	0	0	0	0	0	0	0	0	0	1	1	0	0	1	
10	ANDRUS, Ryan	0	1	0	0	0	1	0	1	0	0	0	0	0	0	1	
12	SHARP, Josh	1	1	0	0	0	0	0	0	0	0	2	0	0	0	2	
15	TOOLSON, Jake	0	0	0	0	0	1	1	2	0	0	0	0	0	0	7	
20	WINDER, Anson	4	10	2	6	1	4	5	3	11	6	2	1	2	31		
23	HALFORD, Skyler	0	2	0	1	2	2	2	3	2	0	1	0	0	10		
24	BARTLEY IV, Frank	0	1	0	1	2	0	1	1	1	2	0	1	0	0	6	
30	NIXON, Dalton	0	1	0	0	0	1	1	1	0	0	0	0	0	0	2	
35	NEILSON, Isaac	0	0	0	0	2	2	2	0	0	0	2	0	0	0	1	
44	KAUFUSI, Corbin	1	1	0	0	2	2	4	3	4	0	2	0	0	1	16	
	Team							1	1	2							
	<b>Totals</b>	<b>29</b>	<b>60</b>	<b>9</b>	<b>24</b>	<b>23</b>	<b>27</b>	<b>13</b>	<b>36</b>	<b>49</b>	<b>21</b>	<b>90</b>	<b>23</b>	<b>19</b>	<b>3</b>	<b>8</b>	

FG % 1st Half: 14-34 41.2% 2nd half: 15-26 57.7% Game: 29-60 48.3% Deadball Rebounds 1  
 3FG % 1st Half: 4-14 28.6% 2nd half: 5-10 50.0% Game: 9-24 37.5%  
 FT % 1st Half: 5-6 83.3% 2nd half: 18-21 85.7% Game: 23-27 85.2%

Officials: Frank Harvey, Nate Harris, Scott Brown  
 Technical fouls: Hawaii-None. BYU-None.  
 Attendance: 13623

Score by periods	1st	2nd	Total
Hawaii	30	40	70
BYU	37	53	90

Last FG - UH 2nd-00:26, BYU 2nd-00:21.  
 Largest lead - UH by 9 1st-06:23, BYU by 24 2nd-01:44.  
 UH led for 10:24. BYU led for 27:30. Game was tied for 02:00.

Score tied - 3 times.  
 Lead changed - 5 times.

**Official Basketball Box Score -- Game Totals -- Final Statistics**  
**Utah vs BYU**  
**12/10/14 7:05 pm at Provo, Utah, Marriott Center**

**Utah 65 • 7-1, 0-0**

#	Player	Total		3-Ptr		Rebounds			PF	TP	A	TO	Blk	Stl	Min	
		FG	FGA	FG	FGA	FT	FTA	Off								Def
11	TAYLOR, Brandon	1	7	1	6	0	2	0	2	2	1	3	2	1	0	1
20	REYES, Chris	2	2	0	0	0	0	1	1	0	4	0	0	1	0	13
25	OGBE, Kenneth	2	5	0	0	3	3	1	3	4	1	7	1	1	0	0
42	POELTL, Jakob	3	5	0	0	0	3	1	6	7	1	6	0	4	2	0
55	WRIGHT, Delon	6	10	0	3	6	7	2	9	11	1	18	3	4	2	2
00	CHAPMAN, Brekkott	3	5	0	0	2	2	2	4	4	8	0	0	0	0	2
01	WRIGHT, Isaiah	1	2	0	1	0	0	0	0	0	1	2	1	1	0	0
14	TUCKER, Dakarai	1	6	1	4	2	4	0	6	6	1	5	1	2	1	0
31	BACHYNSKI, Dallin	0	1	0	0	5	1	2	1	5	0	1	0	0	0	16
35	KUZMA, Kyle	3	5	0	0	1	3	7	1	1	0	0	1	0	0	9
	Team							2	3	5						
	<b>Totals</b>	<b>22</b>	<b>48</b>	<b>2</b>	<b>14</b>	<b>19</b>	<b>30</b>	<b>9</b>	<b>34</b>	<b>43</b>	<b>14</b>	<b>65</b>	<b>9</b>	<b>15</b>	<b>6</b>	<b>5</b>

FG % 1st Half: 11-27 40.7% 2nd half: 11-21 52.4% Game: 22-48 45.8% Deadball Rebounds 7  
 3FG % 1st Half: 0-8 0.0% 2nd half: 2-6 33.3% Game: 2-14 14.3%  
 FT % 1st Half: 8-10 80.0% 2nd half: 11-20 55.0% Game: 19-30 63.3%

**BYU 61 • 7-3, 0-0**

#	Player	Total		3-Ptr		Rebounds			PF	TP	A	TO	Blk	Stl	Min	
		FG	FGA	FG	FGA	FT	FTA	Off								Def
01	FISCHER, Chase	1	5	1	5	0	0	0	0	0	4	3	1	1	0	0
03	HAWS, Tyler	9	22	3	5	2	3	2	6	8	3	23	1	2	1	0
05	COLLINSWORTH, Kyle	7	15	1	2	2	5	1	8	9	2	17	5	2	1	0
33	AUSTIN, Nate	0	0	0	0	0	0	0	0	0	0	0	0	0	0	0
41	WORTHINGTON, Luke	0	1	0	0	2	1	2	2	0	2	1	1	0	0	1
12	SHARP, Josh	0	1	0	0	0	0	0	0	0	0	2	0	0	0	1
20	WINDER, Anson	4	8	2	5	0	0	2	2	4	3	10	2	0	0	2
23	HALFORD, Skyler	1	4	0	1	0	0	2	2	0	2	2	0	0	0	3
24	BARTLEY IV, Frank	1	3	0	1	0	0	1	0	1	1	2	0	1	0	0
35	NEILSON, Isaac	0	3	0	1	0	0	0	0	0	0	0	0	0	0	0
44	KAUFUSI, Corbin	1	3	0	0	0	0	1	0	1	3	2	0	0	0	1
	Team							2	2	4						
	<b>Totals</b>	<b>24</b>	<b>65</b>	<b>7</b>	<b>20</b>	<b>6</b>	<b>10</b>	<b>10</b>	<b>21</b>	<b>31</b>	<b>21</b>	<b>61</b>	<b>12</b>	<b>7</b>	<b>3</b>	<b>8</b>

FG % 1st Half: 12-28 42.9% 2nd half: 12-37 32.4% Game: 24-65 36.9% Deadball Rebounds 1  
 3FG % 1st Half: 3-8 37.5% 2nd half: 4-12 33.3% Game: 7-20 35.0%  
 FT % 1st Half: 4-6 66.7% 2nd half: 2-4 50.0% Game: 6-10 60.0%

Officials: Michael Reed, Michael Irving, Rick Batsell  
 Technical fouls: Utah-None. BYU-None.  
 Attendance: 20900

Score by periods	1st	2nd	Total
Utah	30	35	65
BYU	31	30	61

	In	Off	2nd	Fast	Bench
Points	Paint	T/O	Chance	Break	
Utah	32	13	7	6	27
BYU	26	24	10	8	16

Last FG - UTAH 2nd-03:42, BYU 2nd-00:18.  
 Largest lead - UTAH by 13 1st-10:18, BYU by 4 2nd-18:04.  
 UTAH led for 33:50. BYU led for 04:00. Game was tied for 01:57.

**Official Basketball Box Score -- Game Totals -- Final Statistics**  
**BYU vs Weber State**  
**12/13/14 7:05 p.m. at Ogden, Utah (Dee Events Center)**

**BYU 76 • 8-3**

#	Player	Total		3-Ptr		Rebounds			PF	TP	A	TO	Blk	Stl	Min	
		FG	FGA	FG	FGA	FT	FTA	Off								Def
03	HAWS, Tyler	5	10	1	2	8	10	2	5	7	1	19	5	4	0	31
35	NEILSON, Isaac	5	9	4	5	1	2	1	5	6	4	15	0	0	1	26
41	WORTHINGTON, Luke	0	2	0	0	2	0	1	1	4	2	0	1	0	0	18
01	FISCHER, Chase	4	8	4	7	1	2	0	0	0	3	13	4	1	0	0
05	COLLINSWORTH, Kyle	1	2	0	0	0	2	2	4	2	2	4	2	4	0	1
20	WINDER, Anson	4	7	1	3	0	1	0	5	5	2	9	2	1	0	19
23	HALFORD, Skyler	2	3	1	1	0	0	2	3	5	2	5	3	1	0	20
24	BARTLEY IV, Frank	0	0	0	0	0	0	0	0	0	0	0	0	0	0	
30	NIXON, Dalton	2	2	1	1	0	0	1	3	4	1	5	0	0	0	13
44	KAUFUSI, Corbin	2	3	0	0	2	2	4	4	6	0	4	0	0	1	14
	Team							0	0	0						
	<b>Totals</b>	<b>25</b>	<b>46</b>	<b>12</b>	<b>19</b>	<b>14</b>	<b>19</b>	<b>8</b>								

**Official Basketball Box Score -- Game Totals -- Final Statistics**  
**UMass vs BYU**  
**12/23/14 12:05 pm at Provo, Utah, Marriott Center**

UMass 71 • 6-6, 0-0

#	Player	Total			3-Ptr			Rebounds			PF	TP	A	TO	Blk	Stl	Min
		FG-FGA	FT-FTA	Reb Tot	FG-FGA	FT-FTA	Off	Def	Off	Def							
01	ESHO, Maxie	* 5-7	0-0	6-8	3	6	9	5	16	0	2	0	0	0	0	28	
02	GORDON, Derrick	* 3-8	0-1	1-3	0	5	5	4	7	3	2	0	1	0	40		
04	HINDS, Jabarie	* 4-8	1-3	0-0	0	1	1	4	9	4	3	0	1	0	23		
12	DAVIS, Trey	* 4-14	3-10	0-0	0	4	4	3	11	3	2	1	3	0	39		
25	LALANNE, Cady	* 4-7	0-1	3-4	5	5	10	2	11	0	3	2	0	0	39		
00	CLARK, Donte	6-12	0-4	2-2	0	3	3	3	14	3	2	0	2	0	29		
11	BERGANTINO, Tyler	0-0	0-0	0-0	0	0	0	1	0	0	0	0	0	0	6		
13	COLEMAN, Zach	0-2	0-2	0-0	0	1	1	0	0	0	0	0	0	0	8		
23	ANDERSON, C.J.	1-1	1-1	0-0	0	2	2	3	3	1	1	0	1	0	13		
Team					0	1	1										
Totals		27-59	5-22	12-17	8	28	36	25	71	14	15	3	8	2	225		

FG % 1st Half: 10-27 37.0% 2nd half: 14-22 63.6% OT: 3-10 30.0% Game: 27-59 45.8% Deadball Rebounds 2  
 3FG % 1st Half: 3-14 21.4% 2nd half: 0-2 0.0% OT: 2-6 33.3% Game: 5-22 22.7%  
 FT % 1st Half: 7-8 87.5% 2nd half: 4-7 57.1% OT: 1-2 50.0% Game: 12-17 70.6%

BYU 77 • 10-3, 0-0

#	Player	Total			3-Ptr			Rebounds			PF	TP	A	TO	Blk	Stl	Min
		FG-FGA	FT-FTA	Reb Tot	FG-FGA	FT-FTA	Off	Def	Off	Def							
01	FISCHER, Chase	* 3-12	2-8	0-0	0	1	1	1	8	2	1	0	2	0	35		
03	HAWS, Tyler	* 2-9	0-3	0-1	0	3	3	0	4	2	0	0	0	0	27		
05	COLLINSWORTH, Kyle	* 5-12	0-0	8-11	5	10	15	2	18	4	3	0	3	0	39		
35	NEILSON, Isaac	* 2-4	0-2	0-0	2	3	5	1	4	0	2	1	1	1	14		
41	WORTHINGTON, Luke	* 1-3	0-0	0-0	1	1	2	2	2	1	1	1	0	0	24		
02	ELLIS, Jordan	0-0	0-0	0-0	0	0	0	0	0	0	0	0	0	0	0		
15	TOOLSON, Jake	0-0	0-0	0-0	0	0	0	0	0	0	0	0	0	0	2		
20	WINDER, Anson	7-13	3-7	8-10	1	4	5	2	25	0	1	0	1	0	31		
23	HALFORD, Skyler	1-2	0-0	6-6	0	1	1	1	8	1	2	0	0	0	11		
24	BARTLEY IV, Frank	0-0	0-0	2-2	1	2	3	0	2	1	1	0	0	0	13		
20	NIXON, Dalton	0-2	0-1	0-0	0	1	1	1	0	1	1	0	1	1	8		
44	KAUFUSI, Corbin	2-2	0-0	2-2	1	0	1	3	6	0	1	0	1	2	21		
Team					2	1	3										
Totals		23-59	5-21	26-32	13	27	40	13	77	12	12	3	10	2	225		

FG % 1st Half: 13-34 38.2% 2nd half: 8-22 36.4% OT: 2-3 66.7% Game: 23-59 39.0% Deadball Rebounds 1  
 3FG % 1st Half: 2-11 18.2% 2nd half: 3-9 33.3% OT: 0-1 0.0% Game: 5-21 23.8%  
 FT % 1st Half: 4-4 100.0% 2nd half: 11-16 68.8% OT: 11-12 91.7% Game: 26-32 81.3%

Officials: Frank Harvey, Glen Mayberry, Klaus Endrissat  
 Technical fouls: UMass-None. BYU-None.  
 Attendance: 15789  
 Overtime

Score by periods	1st	2nd	OT	Total
UMass	30	32	9	71
BYU	32	30	15	77

	In	Off	2nd	Fast	Bench
Points	Paint	T/O	Chance	Break	
UMASS	32	15	14	10	17
BYU	28	18	14	6	41

Last FG - UMass OT-00:05, BYU OT-00:56.  
 Largest lead - UMass by 7 1st-12:32, BYU by 7 OT-00:12.  
 UMass led for 19:14. BYU led for 18:00. Game was tied for 07:42.

Score tied - 14 times.  
 Lead changed - 18 times.

**Official Basketball Box Score -- Game Totals -- Final Statistics**  
**Gonzaga vs BYU**  
**12/27/14 4:05 pm at Provo, Utah, Marriott Center**

Gonzaga 87 • 12-1, 1-0

#	Player	Total			3-Ptr			Rebounds			PF	TP	A	TO	Blk	Stl	Min
		FG-FGA	FT-FTA	Reb Tot	FG-FGA	FT-FTA	Off	Def	Off	Def							
04	PANGOS, Kevin	* 6-11	5-8	4-6	1	1	2	5	21	7	1	0	2	0	38		
05	BELL JR., Gary	* 1-5	1-3	0-1	0	7	7	3	3	3	2	1	1	0	23		
22	WESLEY, Byron	* 5-12	0-1	5-6	2	8	10	3	15	3	0	0	2	0	29		
22	KARNOWSKI, Przemek	* 4-6	0-0	1-2	2	8	10	4	9	3	2	1	0	0	33		
33	WILTJER, Kyle	* 11-23	2-5	0-0	4	1	5	1	24	2	0	1	0	0	31		
00	MELSON, Silas	3-5	0-1	0-0	0	1	1	2	6	0	1	0	1	0	8		
03	DRANGINIS, Kyle	1-2	0-1	5-5	0	3	3	0	7	4	2	0	1	0	24		
11	SABONIS, Domantas	1-1	0-0	0-1	0	0	0	3	2	0	2	0	0	0	14		
Team					1	1	2										
Totals		32-65	8-19	15-21	10	30	40	21	87	22	10	3	7	200			

FG % 1st Half: 17-34 50.0% 2nd half: 15-31 48.4% Game: 32-65 49.2% Deadball Rebounds 2  
 3FG % 1st Half: 2-9 22.2% 2nd half: 6-10 60.0% Game: 8-19 42.1%  
 FT % 1st Half: 7-10 70.0% 2nd half: 8-11 72.7% Game: 15-21 71.4%

BYU 80 • 10-4, 0-1

#	Player	Total			3-Ptr			Rebounds			PF	TP	A	TO	Blk	Stl	Min
		FG-FGA	FT-FTA	Reb Tot	FG-FGA	FT-FTA	Off	Def	Off	Def							
01	FISCHER, Chase	* 2-7	1-6	3-4	1	1	2	2	8	1	2	0	0	0	19		
03	HAWS, Tyler	* 4-12	0-3	9-9	0	4	4	1	17	1	0	0	0	0	33		
05	COLLINSWORTH, Kyle	* 5-11	1-2	2-3	2	8	10	1	13	10	4	0	1	0	31		
35	NEILSON, Isaac	* 0-1	0-1	0-0	0	1	1	1	0	0	1	0	0	0	8		
41	WORTHINGTON, Luke	* 0-1	0-0	2-2	1	1	2	5	2	0	0	0	0	0	15		
15	TOOLSON, Jake	1-3	1-3	0-0	0	3	3	1	3	0	0	0	0	0	15		
20	WINDER, Anson	5-14	0-4	7-8	0	3	3	2	17	0	2	0	1	0	34		
23	HALFORD, Skyler	3-4	3-4	0-0	0	1	1	0	9	0	1	0	0	0	12		
24	BARTLEY IV, Frank	1-2	1-2	3-3	1	2	3	1	6	1	1	0	0	0	11		
44	KAUFUSI, Corbin	2-3	0-0	1-2	3	2	5	4	5	0	1	0	0	0	22		
Team					0	1	1										
Totals		23-58	7-25	27-31	8	27	35	18	80	13	12	0	4	200			

FG % 1st Half: 14-30 46.7% 2nd half: 9-28 32.1% Game: 23-58 39.7% Deadball Rebounds 1  
 3FG % 1st Half: 5-12 41.7% 2nd half: 2-13 15.4% Game: 7-25 28.0%  
 FT % 1st Half: 10-10 100.0% 2nd half: 17-21 81.0% Game: 27-31 87.1%

Officials: Michael Greenstein, Tommy Nunez, Deldre Carr  
 Technical fouls: Gonzaga-None. BYU-None.  
 Attendance: 20900  
 Marriott Center sold out.

Score by periods	1st	2nd	Total
Gonzaga	43	44	87
BYU	43	37	80

	In	Off	2nd	Fast	Bench
Points	Paint	T/O	Chance	Break	
GON	36	13	13	6	15
BYU	24	11	9	6	40

Last FG - GON 2nd-01:04, BYU 2nd-00:18.  
 Largest lead - GON by 16 1st-09:06, BYU by 6 2nd-15:28.  
 GON led for 30:28. BYU led for 06:45. Game was tied for 02:47.

Score tied - 6 times.  
 Lead changed - 6 times.

**Official Basketball Box Score -- Game Totals -- Final Statistics**  
**Portland vs BYU**  
**12/29/14 7:05 pm at Provo, Utah, Marriott Center**

Portland 88 • 10-4, 1-1

#	Player	Total			3-Ptr			Rebounds			PF	TP	A	TO	Blk	Stl	Min
		FG-FGA	FT-FTA	Reb Tot	FG-FGA	FT-FTA	Off	Def	Off	Def							
01	PRESSLEY, Bryce	* 4-10	2-4	0-0	1	3	4	3	10	5	1	0	0	0	29		
02	WINTERING, Alec	* 6-12	3-3	15-17	0	3	3	2	30	3	4	0	1	0	35		
12	VAN DER MARS, Thoma	* 4-6	0-0	2-2	0	4	4	1	10	0	1	1	0	0	25		
14	BARKER, Riley	* 5-6	0-0	0-0	3	5	8	5	10	1	0	3	2	0	24		
52	GERUN, Volodymyr	* 6-10	0-0	2-2	2	3	5	4	14	1	3	0	0	0	27		
05	TYSON, D'Marques	0-5	0-5	0-0	0	0	0	2	0	1	1	0	0	0	8		
10	TODD, Jason	2-5	1-3	0-0	1	4	5	2	5	7	2	0	1	0	25		
11	SHARP, Bobby	3-9	3-8	0-0	2	2	5	9	1	1	0	0	0	0	24		
15	HARTWICH, Philipp	0-0	0-0	0-0	0	0	0	0	0	0	0	0	0	0	0		
24	TAYLOR, Gabe	0-0	0-0	0-0	0	0	0	1	0	0	0	0	0	0	3		
Team					3	2	5										
Totals		30-63	9-23	19-21	10	26	36	25	88	19	13	4	4	200			

FG % 1st Half: 11-27 40.7% 2nd half: 19-36 52.8% Game: 30-63 47.6% Deadball Rebounds 1  
 3FG % 1st Half: 2-9 22.2% 2nd half: 7-14 50.0% Game: 9-23 39.1%  
 FT % 1st Half: 13-14 92.9% 2nd half: 6-7 85.7% Game: 19-21 90.5%

BYU 97 • 11-4, 1-1

#	Player	Total			3-Ptr			Rebounds			PF	TP	A	TO	Blk	Stl	Min
		FG-FGA	FT-FTA	Reb Tot	FG-FGA	FT-FTA	Off	Def	Off	Def							

**Official Basketball Box Score -- Game Totals -- Final Statistics**  
**BYU vs University of San Francisco**  
**01/03/15 8:00 p.m. at San Francisco, CA (Memorial Gymnasium)**

**BYU 99 • 13-4 (3-1)**

#	Player	Total			3-Ptr			Rebounds			PF	TP	A	TO	Blk	Stl	Min
		FG	FGA	FT	FTA	FG	FGA	FT	FTA	Off							
01	FISCHER, Chase	* 7-12	6-9	0-0	0	1	1	0	20	2	0	0	1	23			
03	HAWS, Tyler	* 8-12	3-4	3-4	3	4	7	1	22	0	0	0	1	28			
05	COLLINSWORTH, Kyle	* 5-7	0-0	2-2	0	12	12	10	2	0	1	27					
20	WINDER, Anson	* 5-8	3-6	4-5	0	3	3	17	4	2	0	1	20				
41	WORTHINGTON, Luke	* 0-0	0-0	0-0	0	0	0	3	0	0	0	0	13				
02	ELLIS, Jordan	0-1	0-0	0-0	0	0	0	1	0	0	0	0	3				
10	ANDRUS, Ryan	0-0	0-0	0-0	0	0	0	0	0	0	0	0	3				
12	SHARP, Josh	0-0	0-0	0-0	0	1	1	1	0	0	1	0	6				
15	TOOLSON, Jake	4-6	3-4	0-0	1	2	3	2	11	1	0	0	17				
23	HALFORD, Skyler	0-0	0-0	3-4	0	0	0	1	3	0	3	2	13				
24	BARTLEY IV, Frank	0-2	0-2	1-2	0	3	3	0	1	1	0	0	8				
30	NIXON, Dalton	1-3	0-2	2-2	1	2	2	1	4	4	0	0	15				
35	NEILSON, Isaac	2-3	0-1	0-1	0	2	2	1	4	0	1	0	9				
44	KAUFUSI, Corbin	1-1	0-0	3-5	3	0	3	5	0	0	0	0	15				
Team						2		1									
Totals		33-55	15-28	18-25	10	30	40	19	99	22	10	6	200				

FG % 1st Half: 20-27 74.1% 2nd half: 13-28 46.4% Game: 33-55 60.0%  
 3FG % 1st Half: 11-15 73.3% 2nd half: 4-13 30.8% Game: 15-28 53.6%  
 FT % 1st Half: 6-7 85.7% 2nd half: 12-18 66.7% Game: 18-25 72.0%

**University of San Francisco 68 • 7-9 (1-3)**

#	Player	Total			3-Ptr			Rebounds			PF	TP	A	TO	Blk	Stl	Min
		FG	FGA	FT	FTA	FG	FGA	FT	FTA	Off							
05	GLOVER, Matt	* 2-4	1-2	2-3	3	2	5	3	7	2	1	0	1	23			
15	PINKINS, Kruiuze	* 6-12	2-5	1-1	2	1	3	1	15	2	3	0	0	25			
21	WATSON, Devin	* 4-11	2-5	3-5	2	2	4	2	13	4	1	0	1	27			
23	TOLLEFSEN, Mark	* 5-8	0-1	2-2	1	1	2	3	11	1	2	0	0	28			
32	DERKSEN, Tim	* 4-11	1-4	2-3	1	5	6	2	12	1	3	1	0	28			
00	CLEMONS, Montray	0-0	0-0	0-0	0	0	0	0	1	0	0	0	3				
01	HILLIARD, Corey	0-0	0-0	0-0	0	0	0	0	0	0	1	0	3				
02	OFOEGBU, Uche	1-1	1-1	1-2	0	1	1	0	4	0	0	0	6				
03	CHRISTIANSEN, Matt	1-2	0-0	0-0	0	0	0	2	2	0	0	0	9				
10	ADAMS, Chris	0-2	0-2	0-0	0	0	0	1	0	1	0	0	1				
11	HOFFMANN, Gavin	0-0	0-0	0-0	0	0	0	0	0	0	0	0	2				
13	FERRARI, Frankie	0-2	0-1	2-2	0	3	2	2	2	0	0	0	16				
22	FOSTER, Chase	0-3	0-3	0-2	2	2	3	0	0	0	0	0	10				
25	ROBERTSON, Derrell	1-2	0-0	0-1	0	0	0	3	2	1	0	1	11				
Team						1		2									
Totals		24-58	7-24	13-21	10	18	28	22	68	17	9	1	5	200			

FG % 1st Half: 10-26 38.5% 2nd half: 14-32 43.8% Game: 24-58 41.4%  
 3FG % 1st Half: 3-12 25.0% 2nd half: 4-12 33.3% Game: 7-24 29.2%  
 FT % 1st Half: 6-8 75.0% 2nd half: 7-13 53.8% Game: 13-21 61.9%

Officials: Frank Harvey, Sam Haddad, Horace Shields  
 Technical fouls: BYU-WINDER, Anson. University of San Francisco-ROBERTSON, Derrell.  
 Attendance: 2585  
 Time of Game: 1:50

Score by periods	1st	2nd	Total
BYU	57	42	99
University of San Francisco	29	39	68

Last FG - BYU 2nd-03:13, USF 2nd-00:49.  
 Largest lead - BYU by 35 2nd-15:46, USF by 3 1st-19:47.  
 BYU led for 37:44. USF led for 00:23. Game was tied for 00:58.

**Official Basketball Box Score -- Game Totals -- Final Statistics**  
**Pepperdine vs BYU**  
**01/08/15 9:05 pm at Provo, Utah, Marriott Center**

**Pepperdine 67 • 10-5, 3-1**

#	Player	Total			3-Ptr			Rebounds			PF	TP	A	TO	Blk	Stl	Min
		FG	FGA	FT	FTA	FG	FGA	FT	FTA	Off							
03	MAJOR, Jeremy	* 3-9	2-5	6-7	1	2	3	4	14	3	3	0	2	26			
11	RUSSELL, Atif	* 2-7	0-3	0-0	1	1	2	2	4	2	1	0	0	29			
21	OLDEN, Shawn	* 2-7	0-3	2-4	2	2	4	0	6	2	1	0	2	34			
25	JOHN, A.J.	* 1-2	0-0	0-0	0	7	7	0	2	0	1	2	0	18			
45	RAINES, Jett	* 4-6	0-1	2-2	1	3	4	1	10	1	0	0	0	26			
00	UDENYI, Amadi	2-4	2-2	0-0	2	1	3	1	6	6	1	0	0	19			
01	BIYENDOLO, Marley	1-2	0-0	0-0	0	0	0	2	2	1	0	0	1	11			
05	DAVIS, Stacy	8-17	2-5	5-7	2	6	8	3	23	2	3	2	2	32			
12	JESPERSION, David	0-0	0-0	0-0	0	2	2	0	0	0	0	0	0	5			
Team						3		4									
Totals		23-54	6-19	15-20	12	25	37	13	67	17	10	4	7	200			

FG % 1st Half: 14-30 46.7% 2nd half: 9-24 37.5% Game: 23-54 42.6%  
 3FG % 1st Half: 6-13 46.2% 2nd half: 0-6 0.0% Game: 6-19 31.6%  
 FT % 1st Half: 5-7 71.4% 2nd half: 10-13 76.9% Game: 15-20 75.0%

**BYU 61 • 13-5, 3-2**

#	Player	Total			3-Ptr			Rebounds			PF	TP	A	TO	Blk	Stl	Min
		FG	FGA	FT	FTA	FG	FGA	FT	FTA	Off							
01	FISCHER, Chase	* 3-9	2-6	0-0	0	1	1	2	8	2	1	0	0	29			
03	HAWS, Tyler	* 11-22	2-5	2-2	2	4	6	0	26	1	1	2	1	38			
05	COLLINSWORTH, Kyle	* 1-8	0-3	2-2	1	2	3	4	2	3	0	2	25				
20	WINDER, Anson	* 6-15	2-8	2-2	1	4	5	3	16	5	3	0	2	36			
41	WORTHINGTON, Luke	* 0-0	0-0	1-2	1	0	1	3	1	0	1	0	0	17			
15	TOOLSON, Jake	0-2	0-2	0-0	0	2	2	0	0	0	0	0	0	11			
23	HALFORD, Skyler	0-2	0-1	0-0	0	2	2	1	0	2	0	0	0	9			
24	BARTLEY IV, Frank	1-1	0-0	0-0	0	2	2	1	2	0	2	0	0	9			
30	NIXON, Dalton	0-1	0-1	0-0	0	0	0	0	0	0	0	0	0	6			
35	NEILSON, Isaac	1-2	0-0	0-0	1	0	1	0	2	0	0	0	0	2			
44	KAUFUSI, Corbin	1-1	0-0	0-0	2	2	4	4	2	0	0	1	0	18			
Team						7		10									
Totals		24-63	6-26	7-8	15	22	37	17	61	12	11	3	5	200			

FG % 1st Half: 12-33 36.4% 2nd half: 12-30 40.0% Game: 24-63 38.1%  
 3FG % 1st Half: 5-14 35.7% 2nd half: 1-12 8.3% Game: 6-26 23.1%  
 FT % 1st Half: 0-0 0.0% 2nd half: 7-8 87.5% Game: 7-8 87.5%

Officials: Ken Ditty, Ronald Brokenbrough, Donald McAllister  
 Technical fouls: Pepperdine-None. BYU-None.  
 Attendance: 15852

Score by periods	1st	2nd	Total
Pepperdine	39	28	67
BYU	29	32	61

	In	Off	2nd	Fast	Bench
Points	Paint	T/O	Chance	Break	
Pepperdine	22	9	8	4	31
BYU	30	9	16	6	6

Last FG - PEP 2nd-00:11, BYU 2nd-00:04.  
 Largest lead - PEP by 14 1st-06:03, BYU None.  
 PEP led for 39:10. BYU led for 00:00. Game was tied for 00:40.

**Official Basketball Box Score -- Game Totals -- Final Statistics**  
**Loyola Marymount vs BYU**  
**01/10/15 7:05 pm at Provo, Utah, Marriott Center**

**Loyola Marymount 72 • 4-13, 0-5**

#	Player	Total			3-Ptr			Rebounds			PF	TP	A	TO	Blk	Stl	Min
		FG	FGA	FT	FTA	FG	FGA	FT	FTA	Off							
22	OKONJI, Godwin	* 4-6	0-0	6-9	4	1	5	3	14	2	1	0	1	21			
23	FLINT, Chase	* 1-3	0-1	0-0	1	1	2	3	2	8	1	0	1	27			
24	EGBEYEMI, Ayodeji	* 5-13	1-2	0-0	0	4	4	3	11	2	3	0	0	38			
42	MORNAR, Marin	* 5-12	1-2	5-5	5	3	8	3	16	1	4	0	0	33			
45	HUMPHRIES, David	* 5-10	2-5	0-0	0	3	3	1	12	3	3	0	2	38			
03	NORRIS, Casey	0-1	0-1	0-0	0	0	0	1	0	1	2	1	2	4			
10	HAYES, Matt	4-5	3-3	0-0	0	0	0	2	11	0	0	0	0	13			
11	HERMAN, Petr	0-1	0-0	0-0	0	0	0	0	0	0	0	0	0	4			
14	SIAME, Patson	3-9	0-0	0-1	1	3	4	2	6	1	2	0	0	22			
Team						4		7									
Totals		27-60	7-14	11-15	15	18	33	18	72	18	16	1	6	200			

FG % 1st Half: 14-32 43.8% 2nd half: 13-28 46.4% Game: 27-60 45.0%  
 3FG % 1st Half: 3-6 50.0% 2nd half: 4-8 50.0% Game: 7-14 50.0%  
 FT % 1st Half: 5-8 62.5% 2nd half: 6-7 85.7% Game: 11-15 73.3%

**BYU 85 • 14-5, 4-2**

#	Player	Total			3-Ptr			Rebounds			PF	TP	A	TO	Blk	Stl	Min
		FG	FGA	FT	FTA	FG	FGA	FT	FTA	Off							
01	FISCHER, Chase	* 6-9	5-8	2-2	1	2	3	2	19	4	0	1					



**Official Basketball Box Score -- Game Totals -- Final Statistics**  
**BYU vs Saint Mary's (CA)**  
**01/17/15 8:00 PM at Moraga, Calif. (McKeon Pavilion)**

**BYU 77 • 15-6, 5-3 WCC**

#	Player	Total			3-Ptr			Rebounds			PF	TP	A	TO	Blk	Stl	Min
		FG	FGA	FT	FTA	FG	FGA	FT	FTA	Off							
41	WORTHINGTON, Luke	r	0-1	0-0	0-0	0	0	0	3	0	0	0	0	0	0	17	
01	FISCHER, Chase	g	6-15	5-12	2-3	1	4	5	2	19	2	1	0	0	0	31	
03	HAWS, Tyler	g	9-19	1-4	9-11	4	2	6	2	28	3	3	0	0	0	36	
05	COLLINSWORTH, Kyle	g	3-7	0-0	4-4	0	6	6	4	10	3	1	0	0	0	28	
23	HALFORD, Skyler	g	4-7	2-4	2-2	0	2	2	3	12	1	3	0	0	1	25	
10	ANDRUS, Ryan	g	0-1	0-1	0-0	0	0	0	0	0	0	0	0	0	0	1	
15	TOOLSON, Jake	g	1-2	1-2	0-0	0	1	1	2	3	0	0	0	0	0	8	
24	BARTLEY IV, Frank	g	0-0	0-0	0-0	0	0	0	0	0	0	0	0	0	0	1	
30	NIXON, Dalton	g	1-1	1-1	0-0	0	4	4	1	3	2	4	0	0	0	31	
35	NEILSON, Isaac	g	0-1	0-1	0-0	1	0	1	3	0	0	0	0	0	2	5	
44	KAUFUSI, Corbin	g	1-1	0-0	0-0	1	0	1	4	2	0	0	0	1	1	17	
	Team					0	2	2									
<b>Totals</b>			25-55	10-25	17-20	7	21	28	24	77	11	12	1	6	200		

FG % 1st Half: 11-25 44.0% 2nd half: 14-30 46.7% Game: 25-55 45.5% Deadball Rebounds 2  
 3FG % 1st Half: 4-10 40.0% 2nd half: 6-15 40.0% Game: 10-25 40.0%  
 FT % 1st Half: 11-12 91.7% 2nd half: 6-8 75.0% Game: 17-20 85.0%

**Saint Mary's (CA) 82 • 15-3, 7-0 WCC**

#	Player	Total			3-Ptr			Rebounds			PF	TP	A	TO	Blk	Stl	Min
		FG	FGA	FT	FTA	FG	FGA	FT	FTA	Off							
00	Waldow,Brad	r	10-15	0-0	4-7	7	7	14	2	24	3	2	2	1	37		
22	Jackson,Garrett	r	7-10	3-3	3-5	4	5	9	2	20	1	2	0	2	33		
30	Simmons,Desmond	r	3-10	0-1	0-0	4	2	6	4	6	2	2	0	0	35		
03	Carter,Kerry	g	3-12	1-8	3-4	2	3	5	3	10	2	2	1	4	30		
20	Bright,Aaron	g	1-7	1-6	4-4	0	2	2	3	7	1	1	0	0	22		
11	Pineau,Dane	g	1-2	0-0	0-0	0	0	0	1	2	0	0	0	0	5		
13	Landale,Jock	g	1-1	0-0	0-0	0	0	0	1	2	0	0	0	0	3		
24	Hermanson,Calvin	g	0-0	0-0	1-3	0	0	0	2	1	0	0	0	0	9		
25	Duffy,Treaven	g	0-0	0-0	0-0	0	0	0	0	0	0	0	0	0	0+		
41	Naar,Emmett	g	3-4	2-3	2-3	0	3	3	2	10	7	3	0	0	26		
	Team					0	2	2									
<b>Totals</b>			29-61	7-21	17-26	17	24	41	20	82	16	12	3	7	200		

FG % 1st Half: 15-33 45.5% 2nd half: 14-28 50.0% Game: 29-61 47.5% Deadball Rebounds 3  
 3FG % 1st Half: 5-13 38.5% 2nd half: 2-8 25.0% Game: 7-21 33.3%  
 FT % 1st Half: 10-12 83.3% 2nd half: 7-14 50.0% Game: 17-26 65.4%

Officials: Klaus Endrissat, Horace Shields, Jimmy Casas  
 Technical fouls: BYU-None. Saint Mary's (CA)-None.  
 Attendance: 3500

Score by periods	1st	2nd	Total
BYU	37	40	77
Saint Mary's (CA)	45	37	82

	In	Off	2nd	Fast	Bench
Points	Paint	T/O	Chance	Break	
BYU	26	18	6	0	8
SMC	42	17	12	6	15

Last FG - BYU 2nd-00:46, SMC 2nd-01:26.  
 Largest lead - BYU by 6 1st-05:40, SMC by 11 2nd-12:31.  
 BYU led for 06:51. SMC led for 28:08. Game was tied for 05:01.

Score tied - 5 times.  
 Lead changed - 6 times.

**Official Basketball Box Score -- Game Totals -- Final Statistics**  
**BYU vs Saint Mary's (CA)**  
**01/24/15 1:00 pm at Jenny Craig Pavilion**

**BYU 74 • 15-7, 5-4**

#	Player	Total			3-Ptr			Rebounds			PF	TP	A	TO	Blk	Stl	Min
		FG	FGA	FT	FTA	FG	FGA	FT	FTA	Off							
41	WORTHINGTON, Luke	r	1-1	0-0	2-2	0	2	2	4	4	0	0	0	0	0	14	
01	FISCHER, Chase	g	3-8	0-3	0-0	0	1	1	2	6	1	2	0	0	1	25	
03	HAWS, Tyler	g	5-13	0-2	10-11	0	2	2	2	20	3	2	0	0	0	34	
05	COLLINSWORTH, Kyle	g	6-14	0-1	1-2	1	8	9	1	13	3	2	0	0	0	29	
20	WINDER, Anson	g	4-12	1-4	0-0	1	3	4	3	9	1	1	0	2	35		
23	HALFORD, Skyler	g	4-7	2-5	2-2	1	2	3	1	12	4	3	0	2	29		
24	BARTLEY IV, Frank	g	0-0	0-0	0-0	0	1	1	2	0	0	0	0	0	1		
30	NIXON, Dalton	g	4-4	0-0	0-0	0	3	3	5	8	0	1	0	1	13		
35	NEILSON, Isaac	g	0-1	0-0	0-0	1	1	2	1	0	0	0	0	0	5		
44	KAUFUSI, Corbin	g	1-3	0-0	0-0	2	2	4	3	2	0	0	0	2	15		
	Team					4	4	8									
<b>Totals</b>			28-63	3-15	15-17	10	29	39	24	74	12	11	2	6	200		

FG % 1st Half: 16-30 53.3% 2nd half: 12-33 36.4% Game: 28-63 44.4% Deadball Rebounds 1  
 3FG % 1st Half: 3-9 33.3% 2nd half: 0-6 0.0% Game: 3-15 20.0%  
 FT % 1st Half: 3-3 100.0 2nd half: 12-14 85.7% Game: 15-17 88.2%

**San Diego 77 • 10-11, 3-6**

#	Player	Total			3-Ptr			Rebounds			PF	TP	A	TO	Blk	Stl	Min
		FG	FGA	FT	FTA	FG	FGA	FT	FTA	Off							
32	BAILEY, Brett	r	0-1	0-0	1-2	0	3	3	0	1	1	3	0	0	11		
25	FAJEMISIN, Simi	c	1-1	0-0	1-3	0	2	2	2	3	0	0	1	0	14		
00	ANDERSON, Chris	g	1-6	0-3	3-4	1	2	3	5	5	7	3	1	2	24		
01	DEE, Johnny	g	7-16	4-8	0-0	0	4	4	1	18	0	2	0	2	34		
10	SANADZE, Duda	g	2-9	0-4	0-0	1	2	3	1	4	0	1	0	1	19		
02	PERRY, Brandon	g	3-5	0-0	2-3	3	2	5	1	8	1	0	1	0	13		
05	SARBAUGH, Chris	g	2-6	0-1	1-2	0	1	1	4	5	1	0	0	0	17		
11	HARRIS, Marcus	g	0-0	0-0	2-2	0	0	0	0	2	1	0	0	0	8		
13	PUSICA, Vasa	g	3-4	1-1	2-3	0	0	0	2	9	2	1	0	1	21		
15	JACOBS, Thomas	g	6-10	0-1	7-11	6	7	13	0	19	1	0	0	0	25		
33	KOK, Jito	g	1-2	0-0	1-2	0	2	2	1	3	0	0	3	1	14		
	Team					2	1	3									
<b>Totals</b>			26-60	5-18	20-32	13	26	39	17	77	14	12	6	7	200		

FG % 1st Half: 11-30 36.7% 2nd half: 15-30 50.0% Game: 26-60 43.3% Deadball Rebounds 4  
 3FG % 1st Half: 3-8 37.5% 2nd half: 2-10 20.0% Game: 5-18 27.8%  
 FT % 1st Half: 8-14 57.1% 2nd half: 12-18 66.7% Game: 20-32 62.5%

Officials: Glen Mayberry, Dennis Flannery, Scott Harris  
 Technical fouls: BYU-None. San Diego-None.  
 Attendance: 2463

Score by periods	1st	2nd	Total
BYU	38	36	74
San Diego	33	44	77

	In	Off	2nd	Fast	Bench
Points	Paint	T/O	Chance	Break	
BYU	14	15	16	0	22
USD	20	11	16	0	46

Last FG - BYU 2nd-00:11, USD 2nd-02:00.  
 Largest lead - BYU by 9 2nd-13:41, USD by 7 1st-11:04.  
 BYU led for 24:32. USD led for 11:25. Game was tied for 04:02.

Score tied - 5 times.  
 Lead changed - 8 times.

**Official Basketball Box Score -- Game Totals -- Final Statistics**  
**San Francisco vs BYU**  
**01/29/15 9:05 pm at Provo, Utah, Marriott Center**

**San Francisco 74 • 9-13, 3-7**

#	Player	Total			3-Ptr			Rebounds			PF	TP	A	TO	Blk	Stl	Min
		FG	FGA	FT	FTA	FG	FGA	FT	FTA	Off							
05	GLOVER, Matt	*	1-3	0-2	0-0	0	10	10	5	2	7	4	0	1	33		
15	PINKINS, Kruize	*	1-6	0-0	6-8	0	1	1	2	8	1	2	1	0	28		
21	WATSON, Devin	*	4-8	2-4	0-1	1	1	2	5	10	1	3	0	0	18		
23	TOLLEFSEN, Mark	*	10-14	1-3	1-2	3	4	7	3	22	0	1	0	0	32		
22	DERKSEN, Tim	*	2-7	0-4	5-7	0	8	8	4	9	5	3	0	2	27		
02	OFOEGBU, Uche	g	0-0	0-0	0-0	0	0	0	3	0	0	0	0	0	6		
03	CHRISTIANSEN, Matt	g	6-8	0-0	1-4	2	2	4	2	13	0	2	1	0	22		
10	ADAMS, Chris	g	3-10	2-8	2-2	0	3	3	4	10	1	2	0	0	28		
13	FERRARI, Frankie	g	0-0	0-0	0-0	0	0	0	0	0	0	0	0	0	1		
22	FOSTER, Chase	g	0-0	0-0	0-0	0	1	1	0	0	0	0	0	0	5		
	Team					1	4	5									
<b>Totals</b>			27-56	5-21	15-24	7	34	41	28	74	15	17	2	3	200		

FG % 1st Half: 11-25 44.0% 2nd half: 16-31 51.6% Game: 27-56 48.2% Deadball Rebounds 4  
 3FG % 1st Half: 1-9 11

**Official Basketball Box Score -- Game Totals -- Final Statistics**  
**BYU vs Pepperdine**  
**02/05/15 8:03 p.m. at Malibu, Calif. (Firestone Fieldhouse)**

**BYU 74 • 17-8, 7-5 WCC**

#	Player	Total			3-Ptr			Rebounds			PF	TP	A	TO	Blk	Stl	Min
		FG-FGA	FG-FGA	FT-FTA	FG-FGA	FG-FGA	FT-FTA	Off	Def	Tot							
30	NIXON, Dalton	f	0-2	0-1	0-0	0	1	1	2	0	2	0	0	0	0	20	
44	KAUFUSI, Corbin	c	0-1	0-0	0-0	1	1	2	4	0	0	0	0	0	0	10	
03	HAWS, Tyler	g	7-16	1-5	7-9	2	2	4	1	22	0	4	0	1	36		
05	COLLINSWORTH, Kyle	g	6-9	0-1	1-3	4	6	10	3	13	2	4	0	0	32		
20	WINDER, Anson	g	4-12	1-6	11-13	1	1	2	4	20	1	1	0	2	31		
02	ELLIS, Jordan		0-0	0-0	0-0	0	0	0	0	0	0	0	0	0	0+		
10	ANDRUS, Ryan		1-2	0-1	0-0	1	2	3	3	2	1	0	1	0	13		
15	TOOLSON, Jake		0-0	0-0	0-0	0	0	0	0	0	1	0	0	0	2		
23	HALFORD, Skyler		4-5	2-3	1-2	0	1	1	2	11	3	1	0	1	23		
24	BARTLEY IV, Frank		1-3	0-0	0-0	0	1	1	0	2	1	2	0	2	13		
35	NEILSON, Isaac		2-3	0-0	0-0	3	0	3	2	4	1	0	1	0	20		
	Team					0	4	4	1								
<b>Totals</b>			<b>25-53</b>	<b>4-17</b>	<b>20-27</b>	<b>12</b>	<b>19</b>	<b>31</b>	<b>22</b>	<b>74</b>	<b>12</b>	<b>12</b>	<b>2</b>	<b>6</b>	<b>200</b>		

FG % 1st Half: 14-25 56.0% 2nd half: 11-28 39.3% Game: 25-53 47.2% Deadball  
 3FG % 1st Half: 2-8 25.0% 2nd half: 2-9 22.2% Game: 4-17 23.5% Rebounds  
 FT % 1st Half: 8-11 72.7% 2nd half: 12-16 75.0% Game: 20-27 74.1% 2

**Pepperdine 80 • 15-8, 8-4 WCC**

#	Player	Total			3-Ptr			Rebounds			PF	TP	A	TO	Blk	Stl	Min
		FG-FGA	FG-FGA	FT-FTA	FG-FGA	FG-FGA	FT-FTA	Off	Def	Tot							
05	DAVIS, Stacy	f	5-7	0-0	12-16	5	2	7	4	22	0	3	3	2	24		
45	RAINES, Jett	f	3-4	0-1	8-8	0	4	4	4	14	0	1	1	0	32		
00	UDENYI, Amadi	g	3-6	1-3	1-2	0	3	3	1	8	9	3	0	1	29		
20	LAPRAY, A.J.	g	0-4	0-4	0-0	0	0	0	3	0	1	0	0	1	14		
21	OLDEN, Shawn	g	2-8	2-5	0-0	1	2	3	3	6	0	3	0	2	27		
03	MAJOR, Jeremy		2-5	2-4	2-2	1	1	2	3	8	3	1	1	3	23		
11	RUSSELL, Atif		0-1	0-1	0-0	0	0	0	1	0	0	0	0	0	3		
12	JESPERSON, David		2-3	0-0	0-0	1	1	2	1	4	1	0	1	0	17		
30	MURRAY JR., Lamond		8-13	0-2	2-3	2	5	7	2	18	1	1	0	1	31		
	Team					0	3	3									
<b>Totals</b>			<b>25-51</b>	<b>5-20</b>	<b>25-31</b>	<b>10</b>	<b>21</b>	<b>31</b>	<b>22</b>	<b>80</b>	<b>15</b>	<b>12</b>	<b>6</b>	<b>10</b>	<b>200</b>		

FG % 1st Half: 9-26 34.6% 2nd half: 16-25 64.0% Game: 25-51 49.0% Deadball  
 3FG % 1st Half: 3-11 27.3% 2nd half: 2-9 22.2% Game: 5-20 25.0% Rebounds  
 FT % 1st Half: 4-6 66.7% 2nd half: 21-25 84.0% Game: 25-31 80.6% 3

Officials: Ken Ditty, Ronald Brokenbrough, Donald McAllister  
 Technical fouls: BYU-TEAM. Pepperdine-None.  
 Attendance: 2630

Score by periods	1st	2nd	Total
BYU	38	36	74
Pepperdine	25	55	80

Points	In Paint	Off T/O	2nd Chance	Fast Break	Bench
BYU	36	11	19	4	19
PEP	30	11	11	8	30

Last FG - BYU 2nd-00:11, PEP 2nd-01:52. Score tied - 3 times.  
 Largest lead - BYU by 16 1st-00:31, PEP by 9 2nd-01:52. Lead changed - 10 times.  
 BYU led for 30:43. PEP led for 07:55. Game was tied for 01:22.

**THE STAT CREW SYSTEM**  
**BYU Combined Team Statistics (as of Feb 05, 2015)**  
**All games**

<b>RECORD:</b>	<b>OVERALL</b>	<b>HOME</b>	<b>AWAY</b>	<b>NEUTRAL</b>
ALL GAMES	17-8	10-3	5-3	2-2
CONFERENCE	7-5	4-2	3-3	0-0
NON-CONFERENCE	10-3	6-1	2-0	2-2

#	Player	gp-gs	min	Total		3-Point		F-Throw		Rebounds				pf	dq	a	to	blk	stl	pts	avg		
				fg-fga	fg%	3fg-fga	3fg%	ft-fa	ft%	off	def	tot	avg										
03	HAWS, Tyler	25-25	806	32.2	182-381	.478	39-107	.364	161-182	.885	32	77	109	4.4	31	0	60	44	7	24	564	22.6	
20	WINDER, Anson	23-9	638	27.7	115-235	.489	40-107	.374	63-87	.724	12	77	89	3.9	52	0	45	28	6	32	333	14.5	
01	FISCHER, Chase	24-23	659	27.5	109-248	.440	75-178	.421	36-45	.800	7	43	50	2.1	42	0	57	40	2	19	329	13.7	
05	COLLINSWORTH, Kyl	23-23	691	30.0	103-216	.477	5-19	.263	78-108	.722	50	141	191	8.3	52	0	128	69	8	46	289	12.6	
23	HALFORD, Skyler	24-4	393	16.4	47-109	.431	30-68	.441	43-50	.860	8	34	42	1.8	39	0	59	36	0	17	167	7.0	
35	NEILSON, Isaac	25-5	263	10.5	33-72	.458	7-22	.318	19-28	.679	31	39	70	2.8	45	0	5	12	10	10	92	3.7	
33	AUSTIN, Nate	10-10	197	19.7	9-18	.500	1-5	.200	11-14	.786	15	41	56	5.6	22	2	9	3	2	7	30	3.0	
44	KAUFUSI, Corbin	24-3	336	14.0	21-40	.525	0-0	.000	28-50	.560	36	41	77	3.2	77	2	2	22	16	7	70	2.9	
15	TOOLSON, Jake	20-0	181	9.1	20-49	.408	16-40	.400	2-2	1.000	3	31	34	1.7	16	0	12	5	0	7	58	2.9	
30	NIXON, Dalton	22-2	254	11.5	19-45	.422	3-17	.176	11-11	1.000	12	33	45	2.0	31	1	21	10	4	3	52	2.4	
41	WORTHINGTON, Luke	24-21	355	14.8	19-43	.442	0-0	.000	18-27	.667	20	26	46	1.9	70	2	5	14	1	9	56	2.3	
24	BARTLEY IV, Frank	23-0	151	6.6	14-27	.519	2-11	.182	13-20	.650	5	30	35	1.5	12	0	23	14	4	8	43	1.9	
10	ANDRUS, Ryan	11-0	65	5.9	6-12	.500	1-4	.250	6-8	.750	9	8	17	1.5	8	0	2	3	1	0	19	1.7	
12	SHARP, Josh	13-0	77	5.9	7-11	.636	1-2	.500	2-4	.500	7	9	16	1.2	12	0	3	2	3	3	17	1.3	
02	ELLIS, Jordan	10-0	34	3.4	1-2	.500	0-0	.000	0-2	.000	0	3	3	0.3	3	0	3	1	0	1	2	0.2	
Team											49	34	83		1		3						
Total.....		25	5100		705-1508	.468	220-580	.379	491-638	.770	296	667	963	38.5	513	7	434	306	64	193	2121	84.8	
Opponents.....		25	5100		641-1481	.433	157-493	.318	403-570	.707	268	593	861	34.4	534	11	360	348	87	167	1842	73.7	

<b>TEAM STATISTICS</b>	<b>BYU</b>	<b>OPP</b>	<b>Date</b>	<b>Opponent</b>	<b>Score</b>	<b>Att.</b>
SCORING	2121	1842	11/14/14	LONG BEACH STATE	w 95-90	16778
Points per game	84.8	73.7	11/18/14	ARKANSAS-LITTLE ROCK	w 91-62	12469
Scoring margin	+11.2	-	11/19/14	SOUTHERN VIRGINIA	w 101-48	13099
FIELD GOALS-ATT	705-1508	641-1481	11-24-14	vs SAN DIEGO STATE	Lo2 87-92	2400
Field goal pct	.468	.433	11-25-14	vs Chaminade	w 121-85	2400
3 POINT FG-ATT	220-580	157-493	11-26-14	vs PURDUE	Lot 85-87	2400
3-point FG pct	.379	.318	11/29/14	EASTERN KENTUCKY	w 90-76	16770
3-pt FG made per game	8.8	6.3	12/02/14	at Utah State	w 91-81	10270
FREE THROWS-ATT	491-638	403-570	12/06/14	vs Hawaii	w 90-70	13623
Free throw pct	.770	.707	12/10/14	UTAH	L 61-65	20900
F-Throws made per game	19.6	16.1	12/13/14	at Weber State	w 76-60	10122
REBOUNDS	963	861	12/20/14	STANFORD	w 79-77	13247
Rebounds per game	38.5	34.4	12/23/14	UMASS	Wot 77-71	15789
Rebounding margin	+4.1	-	* 12/27/14	GONZAGA	L 80-87	20900
ASSISTS	434	360	* 12/29/14	PORTLAND	w 97-88	17452
Assists per game	17.4	14.4	* 01/01/15	at Santa Clara	w 81-46	2375
TURNOVERS	306	348	* 01/03/15	at University of San Francisco	w 99-68	2585
Turnovers per game	12.2	13.9	* 01/08/15	PEPPERDINE	L 61-67	15852
Turnover margin	+1.7	-	* 01/10/15	LOYOLA MARYMOUNT	w 85-72	16912
Assist/turnover ratio	1.4	1.0	* 01/15/15	at Pacific	w 93-80	3626
STEALS	193	167	* 01/17/15	at Saint Mary's (CA)	L 77-82	3500
Steals per game	7.7	6.7	* 01/24/15	at San Diego	L 74-77	2463
BLOCKS	64	87	* 01/29/15	SAN FRANCISCO	w 78-74	12452
Blocks per game	2.6	3.5	* 01/31/15	SANTA CLARA	w 78-57	17771
ATTENDANCE	210391	58394	* 02/05/15	at Pepperdine	L 74-80	2630
Home games-Avg/Game	13-16184	8-4696				
Neutral site-Avg/Game	-	4-5206	* - Conference game			

<b>Score by Periods</b>	<b>1st</b>	<b>2nd</b>	<b>OT</b>	<b>OT2</b>	<b>Totals</b>
BYU	989	1093	28	11	2121
Opponents	835	967	24	16	1842

**THE STAT CREW SYSTEM**  
**BYU Combined Team Statistics (as of Feb 05, 2015)**  
**Conference games**

<b>RECORD:</b>	<b>OVERALL</b>	<b>HOME</b>	<b>AWAY</b>	<b>NEUTRAL</b>
ALL GAMES	7-5	4-2	3-3	0-0
CONFERENCE	7-5	4-2	3-3	0-0
NON-CONFERENCE	0-0	0-0	0-0	0-0

#	Player	gp-gs	min	avg	Total		3-Point		F-Throw		Rebounds				pf	dq	a	to	blk	stl	pts	avg
					fg-fga	fg%	3fg-fga	3fg%	ft-fa	ft%	off	def	tot	avg								
03	HAWS, Tyler	12-12	395	32.9	89-190	.468	13-44	.295	83-93	.892	17	36	53	4.4	12	0	28	20	2	15	274	22.8
20	WINDER, Anson	10-9	291	29.1	49-113	.434	17-54	.315	33-44	.750	3	30	33	3.3	21	0	20	14	2	16	148	14.8
01	FISCHER, Chase	11-10	284	25.8	50-109	.459	34-78	.436	18-21	.857	4	21	25	2.3	18	0	23	16	1	6	152	13.8
05	COLLINSWORTH, Kyl	11-11	334	30.4	49-99	.495	1-8	.125	33-46	.717	25	75	100	9.1	22	0	64	25	3	18	132	12.0
23	HALFORD, Skyler	12-3	237	19.8	32-66	.485	23-46	.500	25-32	.781	4	21	25	2.1	22	0	32	20	0	10	112	9.3
15	TOOLSON, Jake	11-0	111	10.1	11-29	.379	8-25	.320	2-2	1.000	1	16	17	1.5	11	0	5	3	0	2	32	2.9
44	KAUFUSI, Corbin	12-3	194	16.2	9-17	.529	0-0	.000	11-21	.524	19	23	42	3.5	46	2	1	9	10	2	29	2.4
10	ANDRUS, Ryan	7-0	44	6.3	5-9	.556	1-3	.333	5-6	.833	7	5	12	1.7	7	0	1	2	1	0	16	2.3
24	BARTLEY IV, Frank	11-0	70	6.4	7-13	.538	2-6	.333	7-10	.700	1	16	17	1.5	7	0	6	6	2	3	23	2.1
30	NIXON, Dalton	11-2	162	14.7	7-17	.412	1-8	.125	8-8	1.000	5	19	24	2.2	18	1	12	7	3	1	23	2.1
35	NEILSON, Isaac	12-1	97	8.1	7-16	.438	0-3	.000	5-8	.625	11	15	26	2.2	22	0	1	5	2	3	19	1.6
41	WORTHINGTON, Luke	11-9	147	13.4	3-8	.375	0-0	.000	6-8	.750	5	10	15	1.4	34	1	2	3	0	2	12	1.1
12	SHARP, Josh	5-0	22	4.4	2-4	.500	1-2	.500	0-0	.000	1	5	6	1.2	3	0	1	1	1	0	5	1.0
02	ELLIS, Jordan	5-0	12	2.4	0-1	.000	0-0	.000	0-2	.000	0	1	1	0.2	2	0	1	0	0	1	0	0.0
Team											24	20	44		1		2					
Total.....		12	2400		320-691	.463	101-277	.365	236-301	.784	127	313	440	36.7	246	4	197	133	27	79	977	81.4
Opponents.....		12	2400		308-704	.438	73-242	.302	189-269	.703	134	284	418	34.8	254	7	190	144	35	74	878	73.2

<b>TEAM STATISTICS</b>	<b>BYU</b>	<b>OPP</b>	<b>Date</b>	<b>Opponent</b>	<b>Score</b>	<b>Att.</b>
SCORING	977	878	* 12/27/14	GONZAGA	L 80-87	20900
Points per game	81.4	73.2	* 12/29/14	PORTLAND	W 97-88	17452
Scoring margin	+8.3	-	* 01/01/15	at Santa Clara	W 81-46	2375
FIELD GOALS-ATT	320-691	308-704	* 01/03/15	at University of San Francisco	W 99-68	2585
Field goal pct	.463	.438	* 01/08/15	PEPPERDINE	L 61-67	15852
3 POINT FG-ATT	101-277	73-242	* 01/10/15	LOYOLA MARYMOUNT	W 85-72	16912
3-point FG pct	.365	.302	* 01/15/15	at Pacific	W 93-80	3626
3-pt FG made per game	8.4	6.1	* 01/17/15	at Saint Mary's (CA)	L 77-82	3500
FREE THROWS-ATT	236-301	189-269	* 01/24/15	at San Diego	L 74-77	2463
Free throw pct	.784	.703	* 01/29/15	SAN FRANCISCO	W 78-74	12452
F-Throws made per game	19.7	15.8	* 01/31/15	SANTA CLARA	W 78-57	17771
REBOUNDS	440	418	* 02/05/15	at Pepperdine	L 74-80	2630
Rebounds per game	36.7	34.8				
Rebounding margin	+1.8	-				
ASSISTS	197	190				
Assists per game	16.4	15.8				
TURNOVERS	133	144				
Turnovers per game	11.1	12.0				
Turnover margin	+0.9	-				
Assist/turnover ratio	1.5	1.3				
STEALS	79	74				
Steals per game	6.6	6.2				
BLOCKS	27	35				
Blocks per game	2.3	2.9				
ATTENDANCE	101339	17179				
Home games-Avg/Game	6-16890	6-2863				
Neutral site-Avg/Game	-	0-0				

\* - Conference game

<b>Score by Periods</b>	<b>1st</b>	<b>2nd</b>	<b>Totals</b>
BYU	485	492	977
Opponents	402	476	878

## Individual Career History vs Loyola Marymount

### AUSTIN, Nate

Season	gp-gs	min/avg	Total		3-Point		F-Throws		Rebounds				pf	fo	ast	to	blk	stl	Scoring	
			fg-fga	pct	fg-fga	pct	ft-fa	pct	off	def	tot	avg							pts	avg
2011-12	2-0	25/12.5	4-7	.571	0-2	.000	2-4	.500	4	4	8	4.0	3	0	0	0	0	0	10	5.0
2012-13	2-0	28/14.0	2-5	.400	0-1	.000	1-2	.500	4	5	9	4.5	4	0	1	0	0	1	5	2.5
2013-14	3-3	79/26.3	3-6	.500	0-0	.000	0-1	.000	8	13	21	7.0	11	2	3	1	1	0	6	2.0
TOTAL	7-3	132/18.9	9-18	.500	0-3	.000	3-7	.429	16	22	38	5.4	18	2	4	1	1	1	21	3.0

### BARTLEY IV, Frank

Season	gp-gs	min/avg	Total		3-Point		F-Throws		Rebounds				pf	fo	ast	to	blk	stl	Scoring	
			fg-fga	pct	fg-fga	pct	ft-fa	pct	off	def	tot	avg							pts	avg
2013-14	3-0	22/7.3	3-7	.429	0-2	.000	1-5	.200	2	7	9	3.0	0	0	4	1	0	0	7	2.3
TOTAL	3-0	22/7.3	3-7	.429	0-2	.000	1-5	.200	2	7	9	3.0	0	0	4	1	0	0	7	2.3

### COLLINSWORTH, Kyle

Season	gp-gs	min/avg	Total		3-Point		F-Throws		Rebounds				pf	fo	ast	to	blk	stl	Scoring	
			fg-fga	pct	fg-fga	pct	ft-fa	pct	off	def	tot	avg							pts	avg
2013-14	3-3	101/33.7	24-37	.649	0-1	.000	13-21	.619	15	18	33	11.0	8	0	10	11	4	6	61	20.3
2014-15	1-1	30/30.0	4-5	.800	0-0	.000	5-8	.625	4	6	10	10.0	2	0	8	2	0	4	13	13.0
TOTAL	4-4	131/32.8	28-42	.667	0-1	.000	18-29	.621	19	24	43	10.8	10	0	18	13	4	10	74	18.5

### FISCHER, Chase

Season	gp-gs	min/avg	Total		3-Point		F-Throws		Rebounds				pf	fo	ast	to	blk	stl	Scoring	
			fg-fga	pct	fg-fga	pct	ft-fa	pct	off	def	tot	avg							pts	avg
2014-15	1-1	30/30.0	6-9	.667	5-8	.625	2-2	1.000	1	2	3	3.0	2	0	4	0	1	1	19	19.0
TOTAL	1-1	30/30.0	6-9	.667	5-8	.625	2-2	1.000	1	2	3	3.0	2	0	4	0	1	1	19	19.0

### HALFORD, Skyler

Season	gp-gs	min/avg	Total		3-Point		F-Throws		Rebounds				pf	fo	ast	to	blk	stl	Scoring	
			fg-fga	pct	fg-fga	pct	ft-fa	pct	off	def	tot	avg							pts	avg
2013-14	3-1	35/11.7	2-7	.286	1-4	.250	2-2	1.000	0	4	4	1.3	2	0	2	2	0	2	7	2.3
2014-15	1-0	19/19.0	3-6	.500	3-6	.500	0-0	.000	0	1	1	1.0	1	0	4	1	0	2	9	9.0
TOTAL	4-1	54/13.5	5-13	.385	4-10	.400	2-2	1.000	0	5	5	1.3	3	0	6	3	0	4	16	4.0

### HAWS, Tyler

Season	gp-gs	min/avg	Total		3-Point		F-Throws		Rebounds				pf	fo	ast	to	blk	stl	Scoring	
			fg-fga	pct	fg-fga	pct	ft-fa	pct	off	def	tot	avg							pts	avg
2012-13	2-2	63/31.5	10-25	.400	4-8	.500	20-20	1.000	4	11	15	7.5	1	0	1	4	0	1	44	22.0
2013-14	3-3	106/35.3	22-56	.393	1-8	.125	19-21	.905	6	10	16	5.3	6	0	4	10	2	4	64	21.3
2014-15	1-1	31/31.0	9-16	.563	1-4	.250	7-7	1.000	2	2	4	4.0	0	0	3	3	0	1	26	26.0
TOTAL	6-6	200/33.3	41-97	.423	6-20	.300	46-48	.958	12	23	35	5.8	7	0	8	17	2	6	134	22.3

### KAUFUSI, Corbin

Season	gp-gs	min/avg	Total		3-Point		F-Throws		Rebounds				pf	fo	ast	to	blk	stl	Scoring	
			fg-fga	pct	fg-fga	pct	ft-fa	pct	off	def	tot	avg							pts	avg
2014-15	1-0	21/21.0	0-3	.000	0-0	.000	0-2	.000	2	2	4	4.0	3	0	0	2	1	0	0	0.0
TOTAL	1-0	21/21.0	0-3	.000	0-0	.000	0-2	.000	2	2	4	4.0	3	0	0	2	1	0	0	0.0

### NEILSON, Isaac

Season	gp-gs	min/avg	Total		3-Point		F-Throws		Rebounds				pf	fo	ast	to	blk	stl	Scoring	
			fg-fga	pct	fg-fga	pct	ft-fa	pct	off	def	tot	avg							pts	avg
2014-15	1-0	3/3.0	0-0	.000	0-0	.000	0-0	.000	0	0	0	0.0	2	0	0	1	0	0	0	0.0
TOTAL	1-0	3/3.0	0-0	.000	0-0	.000	0-0	.000	0	0	0	0.0	2	0	0	1	0	0	0	0.0

## Individual Career History vs Loyola Marymount

### NIXON, Dalton

Season	gp-gs	min/avg	Total		3-Point		F-Throws		Rebounds				pf	fo	ast	to	blk	stl	Scoring	
			fg-fga	pct	fg-fga	pct	ft-fta	pct	off	def	tot	avg							pts	avg
2014-15	1-0	2/2.0	0-0	.000	0-0	.000	0-0	.000	0	1	1	1.0	1	0	0	0	0	0	0	0.0
TOTAL	1-0	2/2.0	0-0	.000	0-0	.000	0-0	.000	0	1	1	1.0	1	0	0	0	0	0	0	0.0

### SHARP, Josh

Season	gp-gs	min/avg	Total		3-Point		F-Throws		Rebounds				pf	fo	ast	to	blk	stl	Scoring	
			fg-fga	pct	fg-fga	pct	ft-fta	pct	off	def	tot	avg							pts	avg
2011-12	1-0	2/2.0	0-0	.000	0-0	.000	0-0	.000	0	1	1	1.0	0	0	0	1	0	0	0	0.0
2012-13	2-1	46/23.0	4-7	.571	0-0	.000	3-4	.750	9	7	16	8.0	5	0	3	3	0	3	11	5.5
2013-14	3-1	39/13.0	3-4	.750	0-0	.000	4-5	.800	1	5	6	2.0	4	0	1	0	0	2	10	3.3
2014-15	1-0	5/5.0	0-0	.000	0-0	.000	0-0	.000	0	1	1	1.0	0	0	0	0	0	0	0	0.0
TOTAL	7-2	92/13.1	7-11	.636	0-0	.000	7-9	.778	10	14	24	3.4	9	0	4	4	0	5	21	3.0

### TOOLSON, Jake

Season	gp-gs	min/avg	Total		3-Point		F-Throws		Rebounds				pf	fo	ast	to	blk	stl	Scoring	
			fg-fga	pct	fg-fga	pct	ft-fta	pct	off	def	tot	avg							pts	avg
2014-15	1-0	6/6.0	1-2	.500	1-2	.500	0-0	.000	0	1	1	1.0	1	0	0	1	0	0	3	3.0
TOTAL	1-0	6/6.0	1-2	.500	1-2	.500	0-0	.000	0	1	1	1.0	1	0	0	1	0	0	3	3.0

### WINDER, Anson

Season	gp-gs	min/avg	Total		3-Point		F-Throws		Rebounds				pf	fo	ast	to	blk	stl	Scoring	
			fg-fga	pct	fg-fga	pct	ft-fta	pct	off	def	tot	avg							pts	avg
2011-12	2-0	18/9.0	1-7	.143	0-6	.000	2-2	1.000	0	1	1	0.5	1	0	0	1	0	4	4	2.0
2012-13	2-0	6/3.0	2-2	1.000	0-0	.000	0-1	.000	0	0	0	0.0	1	0	0	1	0	2	4	2.0
2013-14	3-1	69/23.0	9-16	.563	0-4	.000	8-11	.727	1	4	5	1.7	10	0	6	4	0	9	26	8.7
2014-15	1-1	37/37.0	5-14	.357	3-9	.333	2-2	1.000	0	3	3	3.0	1	0	5	1	1	2	15	15.0
TOTAL	8-2	130/16.3	17-39	.436	3-19	.158	12-16	.750	1	8	9	1.1	13	0	11	7	1	17	49	6.1

### WORTHINGTON, Luke

Season	gp-gs	min/avg	Total		3-Point		F-Throws		Rebounds				pf	fo	ast	to	blk	stl	Scoring	
			fg-fga	pct	fg-fga	pct	ft-fta	pct	off	def	tot	avg							pts	avg
2013-14	3-1	22/7.3	1-1	1.000	0-0	.000	3-4	.750	0	2	2	0.7	4	0	0	0	0	0	5	1.7
2014-15	1-1	16/16.0	0-0	.000	0-0	.000	0-0	.000	1	1	2	2.0	3	0	1	2	0	0	0	0.0
TOTAL	4-2	38/9.5	1-1	1.000	0-0	.000	3-4	.750	1	3	4	1.0	7	0	1	2	0	0	5	1.3