

BYU BASKETBALL

Kyle Chilton, BYU Athletic Communications | O: (801) 422-4909 | C: (801) 372-2080 | kyle_chilton@byu.edu | 30 Smith Fieldhouse • Provo, UT • 84602

BYU 2014-15 SCHEDULE

O29	Wed	Cougar Tipoff	BYUtv	
N1	Sat	Colorado School of Mines (Exh)	BYUtv	W, 82-64
N8	Sat	Seattle Pacific (Exh)	BYUtv	W, 75-44
N14	Fri	Long Beach State	BYUtv	W, 95-90
N18	Tue	Arkansas-Little Rock*	BYUtv	W, 91-62
N19	Wed	Southern Virginia	BYUtv	W, 101-48
N24	Mon	vs. San Diego State*	ESPN2 L, 87-92 (20T)	
N25	Tue	vs. Chaminade*	ESPN2	W, 121-85
N26	Wed	vs. Purdue*	ESPN2	12 p.m.
N29	Sat	Eastern Kentucky	BYUtv	7:30 p.m.
D2	Tue	at Utah State	CBS SN	7 p.m.
D6	Sat	vs. Hawaii#	BYUtv	4 p.m.
D10	Wed	Utah	ESPNU	7 p.m.
D13	Sat	at Weber State	KJZZ	7 p.m.
D20	Sat	Stanford	ESPNU	9 p.m.
D23	Tue	UMass	BYUtv	7 p.m.
D27	Sat	Gonzaga	ESPN2	4 p.m.
D29	Mon	Portland	BYUtv	7 p.m.
J1	Thu	at Santa Clara	BYUtv	2 p.m.
J3	Sat	at San Francisco	CSN Bay Area	8 p.m.
J8	Thu	Pepperdine	ESPNU	9 p.m.
J10	Sat	Loyola Marymount	BYUtv	7 p.m.
J15	Thu	at Pacific	ESPNU	8 p.m.
J17	Sat	at Saint Mary's	ESPN2	8 p.m.
J24	Sat	at San Diego	TWC/Root/CSN CA	1 p.m.
J29	Thu	San Francisco	ESPNU	9 p.m.
J31	Sat	Santa Clara	BYUtv	7 p.m.
F5	Thu	at Pepperdine	TWC	8 p.m.
F7	Sat	at Loyola Marymount	TWC/Root/CSN CA	1 p.m.
F12	Thu	Saint Mary's	ESPN or ESPN2	7 p.m.
F14	Sat	Pacific	BYUtv	7 p.m.
F19	Thu	San Diego	ESPNU	8 p.m.
F26	Thu	at Portland	Root	7 p.m.
F28	Sat	at Gonzaga	ESPN or ESPN 2	TBA

^ Exhibition
 * EA SPORTS Maui Invitational
 # at EnergySolutions Arena
 All times local to site

SOCIAL MEDIA



Website: www.BYUcougars.com
 Facebook: /BYUbasketball | /BYUcougars
 Twitter: @BYUbasketball | @BYUcougars
 Instagram: BYUcougars
 Vine: BYUcougars
 Hashtag: #BYUhoops



Purdue (4-1, 0-0 Big 10) BOILERMAKERS

Head Coach Matt Painter
 Alma Mater Purdue, 1994
 Division I Career Record . . . 220-118 (11th)
 Record at Purdue 195-113 (10th)

GAME INFORMATION

TV ESPN2
 TV Talent Jon Sciambi (play-by-play)
 Miles Simon (analyst)
 Live Video WatchESPN.com
 Radio Cougar IMG Sports Network
 KSL 102.7 FM / 1160 AM
 Radio Talent . . . Greg Wrubell (play-by-play)
 Mark Durrant (analyst)
 Live Stats BYUcougars.com

SERIES INFORMATION

Series Record BYU leads 1-0
 Last Meeting BYU won 76-54, 12/9/78
 H/A/N 1-0/0-0/0-0



BYU (4-1, 0-0 WCC) COUGARS

Head Coach Dave Rose
 Alma Mater Houston, 1983
 Division I Career Record . . . 236-78 (10th)
 Record at BYU Same

BYU IN THE MAUI INVITATIONAL

BYU continues play in the 2014 EA SPORTS Maui Invitational on Wednesday against Purdue at 12 p.m. HST in the Lahaina Civic Center on the Island of Maui. See how BYU fared in its other two appearances in the Maui Invitational below:

1992		2004		
Dec. 21	vs. No. 9 Oklahoma	W, 76-75	Nov. 22 vs. No. 4 North Carolina	L, 50-86
Dec. 22	vs. Memphis State (OT)	W, 73-67	Nov. 23 vs. Stanford	L, 53-62
Dec. 23	vs. No. 1 Duke	L, 66-89	Nov. 24 vs. Chaminade	W, 77-56



BYU'S PROJECTED STARTING LINEUP



#5 | Kyle Collinsworth
 Guard
 6-6 | 210 | Jr.
 Provo, Utah
 Provo HS

GP/GS	MPG	Pts	Reb	Ast	Stl	FG%	3PT%	FT%
4/4	24.0	11.5	6.3	4.8	2.0	.457	.333	.684

Last Game: Had 14 points, 8 rebounds, 6 assists and 3 steals vs. Chaminade
Notes: Averaging 17.5 points, 7.5 rebounds, 6.0 assists and 3.0 steals at the Maui Invitational ... named All-WCC First Team in 2013-14 ... led BYU in rebounding and assists and was second on the team in steals and scoring last season ... a team captain



#1 | Chase Fischer
 Guard
 6-3 | 195 | Jr.
 Ripley, West Virginia
 Wake Forest

GP/GS	MPG	Pts	Reb	Ast	Stl	FG%	3PT%	FT%
5/5	28.0	17.4	1.8	2.8	0.8	.509	.512	.800


Last Game: Set a BYU record with 10 threes against Chaminade for a career-best 30 points
Notes: Has scored in double figures in all five games to start the season ... has hit a team-high 21 3-pointers ... averaging 20.5 points and 6.5 3-pointers during the Maui Invitational



#3 | Tyler Haws
 Guard
 6-5 | 195 | Sr.
 Alpine, Utah
 Lone Peak HS

GP/GS	MPG	Pts	Reb	Ast	Stl	FG%	3PT%	FT%
5/5	28.8	19.4	2.6	2.2	1.2	.477	.409	.897

Last Game: Totaled 19 points on 6 of 7 shooting from the field and added 3 assists against Chaminade
Notes: A preseason AP All-America honorable mention ... a team captain ... has scored in double figures in 53-consecutive games ... averaging 22.5 points in Maui



#33 | Nate Austin
 Forward
 6-11 | 230 | Sr.
 Alpine, Utah
 Utah

GP/GS	MPG	Pts	Reb	Ast	Blk	FG%	3PT%	FT%
5/5	22.0	3.6	7.0	1.2	0.4	.500	.333	.833

Last Game: Totaled 4 points, 7 rebounds and 3 assists vs. Chaminade
Notes: Has started BYU's last 45 games, dating back to the last five games of the 2012-13 season ... had a season-high 11 rebounds against UALR



#41 | Luke Worthington
 Forward
 6-10 | 235 | So.
 Mequon, Wisconsin
 Homestead HS

GP/GS	MPG	Pts	Reb	Ast	Stl	FG%	3PT%	FT%
5/5	11.6	5.0	2.4	0.0	0.6	.600	.000	.333

Last Game: Had 4 points and 1 rebound vs. Chaminade
Notes: Has started BYU's first five games this season after starting three games in 2013-14

OFF THE BYU BENCH

No.	Name	Pos.	Ht.	Wt.	Yr.	Pts.	Reb.	Hometown (Previous School)	Notes
2	Jordan Ellis	G	6-1	180	Jr.	1.0	1.0	Medford, Ore. (Portland State)	Had 2 boards and 1 assist vs. Chaminade
10	Ryan Andrus	F	6-11	215	Fr.	1.0	1.3	American Fork, Utah (American Fork HS)	Had 1 rebounds vs. Chaminade
12	Josh Sharp	F	6-7	190	Sr.	2.0	1.8	Highland, Utah (Utah)	Posted 1 point, 2 rebounds and 2 steals vs. Chaminade
15	Jake Toolson	G	6-5	215	Fr.	5.2	2.8	Gilbert, Ariz. (Highland HS)	Hit 2 threes and had 8 points vs. Chaminade
20	Anson Winder	G	6-3	190	Sr.	12.6	4.8	Las Vegas, Nev. (Bishop Gorman HS)	Had 18 points, 8 boards, 3 assists, 1 block and 2 steals vs. Chaminade
23	Skyler Halford	G	6-1	175	Sr.	6.3	3.8 (agg)	Orem, Utah (SLCC)	Totaled 3 points, 4 assists and 2 steals vs. Chaminade
24	Frank Bartley IV	G	6-3	200	So.	1.8	2.0	Baton Rouge, La. (Future College Prep)	Had 3 assists and 2 boards vs. Chaminade
25	Jordan Chatman	G	6-5	190	Fr.	0.0	0.0	Vancouver, Wash. (Union HS)	Gatorade state player of the year as a HS senior ... averaged 21 points, 6 rebounds
30	Dalton Nixon	F	6-7	215	Fr.	4.2	2.0	Orem, Utah (Orem HS)	Had 7 points and 3 boards vs. Chaminade
35	Isaac Neilson	C	6-11	225	Fr.	8.8	3.8	Mission Viejo, Calif. (Mission Viejo HS)	Had 5 points and 5 boards vs. Chaminade
44	Corbin Kaufusi	C	6-10	245	Fr.	4.2	3.8	Provo, Utah (Timpview HS)	Scored 8 points, hit 4 of 5 free throws and added 6 boards vs. Chaminade

CAREER HIGHLIGHTS

- 236-79 overall record (second all-time at BYU in wins) for a BYU record .749 winning percentage
- Currently 10th among active coaches in the NCAA in career winning percentage (as of Nov. 21, 2014)
- Reached 200 career victories in his 259th game as a head coach, 15th fastest in NCAA history
- With 232 victories through nine seasons is fifth all-time for best career starts by wins in NCAA history
- With 209 victories through first eight seasons is fourth all-time for best career starts by wins in NCAA history
- With 185 victories through first seven seasons is fourth all-time for best career starts by wins in NCAA history
- With 159 victories through first six seasons is tied for third all-time for best career starts by wins in NCAA history
- With 127 victories through five seasons is sixth all-time for best career starts by wins in NCAA history
- Streak of nine-consecutive 20-win seasons is tied for 20th all-time in NCAA history and tied for the 10th longest current streak
- Four Mountain West Conference regular season titles, a BYU and MWC record
- Three-time MWC Coach of the Year (2006, 2007, 2011)
- Two-time USBWA District VIII Coach of the Year (2006, 2011)
- Naismith Coach of the Year Finalist in 2011
- Honorable Mention for National Coach of the Year by Scout.com (2006)
- Seven trips to the NCAA tournament (a BYU record), including six-consecutive trips from 2007 to 2012 (a BYU record)
- Six-consecutive 25-win seasons (2006-11), and nine-consecutive 20-win seasons, both BYU records
- Holds top two spots for wins in a season in BYU history with 32 in 2010-11 and 30 in 2009-10
- Only BYU coach to win at least 20 games in each of his first nine seasons
- Took BYU to the Sweet 16 in 2011 for the first time since 1981
- Coached Jimmer Fredette, the 2011 Consensus National Player of the Year
- Inducted into the Dixie State Athletics Hall of Fame on Sept. 14, 2013

COACHING EXPERIENCE

- BYU Head Coach (2005-present)
- BYU Associate Head Coach (2000-2005)
- BYU Assistant Coach (1997-2000)
- Dixie State Head Coach (1990-1997)
- Dixie State Assistant Coach (1987-1990)
- Assistant coach at Pine View High School (1986-87)
- Head coach at Millard High School (1983-86)

SERVICE

- A member of the National Coaches vs. Cancer Council
- Assisting with the Hope Lodge, a facility to be constructed in Salt Lake City to house families of cancer patients
- NABC Game Pillar Award for Service in 2008
- 63rd recipient of the Dale Rex Memorial Award
- Honorary Chair of the Children with Cancer Christmas Foundation
- Was the first coach in the state of Utah to participate in the American Cancer Society's nationwide Coaches vs. Cancer campaign
- Lobbied before Congress for more funding for cancer research in September 2010

EDUCATION

- Houston (1983, B.A.)

PLAYING CAREER


- Played baseball and basketball at Dixie State College
- Played for Houston from 1980-83 (played in 1980-81 and 82-83, redshirted in 1981-82)
- Co-Captain on the famous "Phi-Slamma Jamma" team that featured Hakeem (then Akeem) Olajuwon and Clyde Drexler
- Helped Houston achieve a No. 1 ranking and reach the national championship game in 1983

MISSION

- Manchester England (1977-79)

PERSONAL/FAMILY

- Wife: Cheryl
- Children: Daughter Chanell and husband Brock Reichner, son Garrett and wife Brooke, daughter Taylor
- Dave and Cheryl Rose have seven grandchildren



TOP CAREER START BASED ON CURRENT NUMBER OF YEARS (THROUGH 2013-14)

Coch, School	Yrs.	W	L	Pct.
Brad Underwood, Stephen F. Austin	1	32	3	.914
Kevin Ollie, UConn	2	52	18	.743
Steve Prohm, Murray State	3	75	23	.765
Fred Hoiberg, Iowa State	4	90	47	.657
Andy Toole, Robert Morris	4	90	50	.643
Shaka Smart, VCU	5	137	46	.749
John Groce, Illinois	6	128	84	.604
Buzz Williams, Virginia Tech	7	153	86	.640
Tim Cluess, Iona	8	190	68	.736
Dave Rose, BYU	9	232	78	.748
Sean Miller, Arizona	10	249	95	.724
Jamie Dixon, Pittsburgh	11	288	96	.750
Mike Anderson, Arkansas	12	259	137	.654
Randy Bennett, Saint Mary's	13	286	137	.676
Thad Matta, Ohio State	14	377	114	.768
Mark Few, Gonzaga	15	403	100	.801

BEST CAREER STARTS BY WINS, 9 SEASONS

Coch, School	Date	W	L	Pct.
Roy Williams, Kansas	1989-97	247	58	.810
Everett Case, NC State	1947-55	241	56	.811
Jamie Dixon, Pittsburgh	2004-12	238	77	.756
Mark Few, Gonzaga	2000-08	236	60	.797
Dave Rose, BYU	2006-14	232	78	.748
Thad Matta, Butler, Xavier, OSU	2001-09	229	77	.748
Denny Crum, Louisville	1972-80	219	55	.799
Jerry Tarkanian, LBSU, UNLV	1969-76	218	33	.869
Sean Miller, Xavier, Arizona	2005-13	216	90	.706
Bruce Weber, S. Ill., Illinois	1999-07	215	82	.724

ROSE'S BYU COACHING LEDGER

Season	Overall	Pct.	Home	Pct.	Away	Pct.	Neutral	Pct.	Conf.	Pct.	Tourney	NCAA/NIT
05-06	20-9	.690	14-1	.933	5-7	.417	1-2	.500	12-4	.750	0-1	0-1 NIT
06-07	25-9	.735	17-0	1.000	6-7	.462	2-2	.500	13-3	.813	2-1	0-1 NCAA
07-08	27-8	.771	16-0	1.000	9-3	.615	3-3	.500	14-2	.875	2-1	0-1 NCAA
08-09	25-8	.758	14-2	.875	8-5	.750	2-3	.400	12-4	.750	1-1	0-1 NCAA
09-10	30-6	.833	15-1	.938	10-4	.714	5-1	.833	13-3	.813	1-1	1-1 NCAA
10-11	32-5	.865	13-1	.929	10-1	.909	9-3	.750	14-2	.875	2-1	2-1 NCAA
11-12	26-9	.743	13-3	.813	8-3	.727	5-3	.625	12-4	.750	1-1	1-1 NCAA
12-13	24-12	.667	15-3	.833	7-5	.583	2-4	.333	10-6	.625	0-1	3-1 NIT
13-14	23-12	.657	14-1	.933	5-8	.385	4-3	.571	13-5	.722	2-1	0-1 NCAA
14-15	4-1	.800	3-0	1.000	0-0	.000	1-1	.500	0-0	.000	0-0	0-0
Totals	236-79	.749	134-12	.918	68-43	.613	34-24	.586	113-33	.774	11-9	7-9

ROSE'S MILESTONE VICTORIES

Win	Date	Opponent	Score	Record
25	12/06/06	San Jose State	81-69	25-11 (.694)
50	11/23/07	vs. No. 6 Louisville	78-76	50-18 (.735)
75	11/20/08	North Florida	74-41	75-26 (.743)
100	11/20/09	at Hawaii	83-65	100-34 (.746)
125	03/06/10	at TCU	107-77	125-38 (.767)
150	02/09/11	at Air Force	90-52	150-42 (.781)
175	01/16/12	at San Diego	82-63	175-49 (.781)
200	01/19/13	San Diego	74-57	200-59 (.772)
225	02/06/14	Santa Clara	89-76	225-75 (.750)

BYU VS. PURDUE

Overall Series Record: BYU leads 1-0
 BYU Record in Provo: 1-0
 BYU Record at Purdue: 0-0
 BYU Record at Neutral Sites: 0-0
 BYU Record Under Dave Rose: 0-0

Series vs. Purdue

12-9-78 vs. Chaminade 76-64 W

Purdue's projected starting lineup

No.	Name	Ht.	Pos.	Ppg	Rpg
21	Kendall Stephens	6-6	G	14.0	2.4
35	Rapheal Davis	6-5	G	9.2	1.8
0	Jon Octeus	6-4	G	7.4	3.4
12	Vince Edwards	6-7	F	10.2	6.2
20	A.J. Hammonds	7-0	C	7.0	4.4

Purdue's last game

W, 82-61 vs. Missouri, 11/25/14

BYU	CATEGORY	PURDUE
4-1, 0-0	W-L	4-1, 0-0
7-3	Last 10	4-6
4-1	Last 5	4-1
99.0	PPG	80.0
75.4	Opp PPG	55.2
+23.6	Margin	+24.8
.504	FG%	.512
.407	FG% Def	.358
.427	3FG%	.404
10.6	3FG/Game	8.0
.363	Opp 3FG%	.303
.716	FT%	.676
43.8	RPG	36.8
36.2	Opp RPG	29.8
+7.6	Margin	+7.0
21.2	Assist/Game	18.0
14.2	TO/Game	14.6
17.8	Opp TO/Game	16.8
+3.6	Margin	+2.2
10.0	Steals/Game	7.0
3.2	Blocks/Game	6.6

BY THE NUMBERS

1 Tyler Haws is the only player in BYU history to surpass 1,700, 1,800 or 1,900 career points during his junior season. The previous record holder for points through a junior season by a Cougar was Danny Ainge, who scored 1,685 in his first three years at BYU. Haws and Ainge are the only Cougars to reach 1,000 career points as sophomores.

2 The number of players in the NCAA ranked in the top 100 in the country in rebounds, assists and steals in 2013-14: Kyle Collinsworth and UCLA's Kyle Anderson. Collinsworth averaged 8.1 boards, 4.6 assists and 1.7 steals to rank 86th, 83rd and 89th in each category, respectively.

4 The number of conference players of the year for BYU since Dave Rose became head coach in 2005. Keena Young (2007), Lee Cumard (2008) and Jimmer Fredette all earned Mountain West Conference Player of the Year honors. Tyler Haws became BYU's first West Coast Conference Player of the Year in 2014.

7 The number of times a player in the West Coast Conference has scored 35 points or more in a single game since BYU joined the league in 2011. Five of the seven instances have been achieved by Tyler Haws: 42 vs. Virginia Tech on 12/29/12, 37 vs. Washington on 3/19/13, 35 vs. Pepperdine on 1/9/14, 48 at Portland on 1/23/14 and 38 vs. Pacific on 1/30/14. The other two players to reach 35 are Stephen Holt of Saint Mary's (35 on 2/22/14) and Jared Brownridge of Santa Clara (38 on 3/1/14).

The number of players who scored in double figures vs. Southern Virginia on Nov. 19, at 101-48 BYU win.

7 Jake Toolson led the way with 15 points, Tyler Haws and Isaac Neilson added 13 apiece, Luke Worthington had 12 and Chase Fischer, Anson Winder and Dalton Nixon each had 10. It was the first time since Jan. 25, 1975 – and only the second time in program history – that seven players reached double digits. That night, Grig Clawson (16), Jay Cheesman (13), Mark Handy (12), Troy Jones (12), Brian Frishman (10), Greg Snow (10) and Veryl Law (10) led the Cougars to a 96-78 win at New Mexico.

The number of career games for Tyler Haws shooting 100 percent from the free throw line with a minimum of 10 attempts, a BYU record. He hit 10 of 10 at Wyoming on Feb. 20, 2010, 12 of 12 vs. Cal State Northridge on Nov. 24, 2012, 10 of 10 vs. Utah on Dec. 8, 2012, 10 of 10 at Weber State on Dec. 15, 2012, 14 of 14 at Loyola Marymount on March 2, 2013, 11 of 11 vs. Wichita State on Nov. 26, 2013, 14 of 14 vs. San Francisco on March 10, 2014 and 11 of 11 vs. Gonzaga on March 11, 2014.

9 Including an at-large bid to the 2014 NCAA Tournament, BYU has reached the postseason in nine-straight years under BYU coach Dave Rose. In his first season on the job, he took the Cougars to the 2006 NIT. That was followed by six-straight trips to the NCAA tournament (2007 to 2012) and a bid to the 2013 NIT.

9 Prior to this season, the number of seasons Dave Rose has been BYU's head coach and the number of consecutive seasons BYU has won at least 20 games, the longest streak in program history.

53 The number of consecutive games Tyler Haws has scored in double figures, a career-best streak and tied for the 3rd-best streak in BYU history.

88.7 Tyler Haws' career free-throw percentage, first all-time in BYU history. He has hit 544 of 613 from the line in his career.

90.0 BYU's winning percentage in home openers under Dave Rose (9-1). The Cougars opened this season with a 95-90 win over Long Beach State on Nov. 14. Last year, BYU defeated Weber State 81-72 in the season/home opener. Rose lost his first home opener (also the season opener in 2005) but has since won the last nine home openers.

236 Dave Rose (2005 to present) is second all-time in BYU basketball history with 236 career victories, behind only the great Stan Watts, who coached the Cougars to 371 wins from 1949 to 1972 and was inducted into the Naismith Memorial Basketball Hall of Fame in 1986. Rose and Watts are the only BYU coaches to coach at least 300 career games.

2,041 The number of points Tyler Haws has scored in his career, good for 5th all-time and 248 from tying Devin Durrant for 4th. He is one of five Cougars all-time to reach 2,000 career points.

LAST TIME OUT – FISCHER, COUGARS BREAK 3-POINT RECORDS IN WIN OVER CHAMINADE

LAHAINA, Hawaii – Junior Chase Fischer and BYU men's basketball broke the individual and team records for most 3-pointers in a single game to defeat Chaminade 121-85 Tuesday in the EA SPORTS Maui Invitational at the Lahaina Civic Center.

"I couldn't be more pleased or really impressed with our guys today," BYU coach Dave Rose said. "We fought hard and we competed well last night and didn't come up with the win. With a quick turnaround, you wonder what you're going to get from your guys. I was just really impressed with how focused they were, how dialed in they were."

Fischer finished with a game-high 30 points, 10 of 13 from deep, and three assists. Fischer's 10 threes broke the team record of nine, set by Jimmer Fredette in 2009 at Arizona. Tyler Haws followed with 19 points and three assists, while Anson Winder contributed 18 points, eight rebounds, three assist, two steals and a block. Kyle Collinsworth added 14 points, eight rebounds, six assists and three steals.

BYU finished the game shooting 55.4 percent from the field and 58.6 percent from 3-point range, making a total of 17 3-pointers on the day to break the previous school record of 15 that had been set three times. The Cougars also outrebounded Chaminade 50-38 and assisted on 28 of 41 field goals.

Collinsworth opened the game with a spin move for a 2-0 start 11 seconds into the game. The Cougars caught fire from beyond the arc making 12 of 12 with eight of them coming from Fischer. Fischer's eighth 3-pointer of the game at the 10:45 mark put BYU up 40-28.

With less than eight minutes left in the half, Chaminade cut its deficit to 44-37 before BYU went on a 16-0 run to extend the lead to 23 at 60-37 at the 2:39 mark. Winder's bucket on the break gave the Cougars their largest lead

of the half at 26 points with 1:28 remaining. BYU went into the half up 66-43 while shooting 62.2 percent from the field and 77.8 percent from deep. The 66 points are tied for the most points in a first half in BYU history.

Fischer led all scorers with 27 points, going 9 of 10 from 3-point range, with Winder and Collinsworth complimenting Fischer's efforts with 12 and 10 points, respectively.

Haws scored the first points of the second half and followed it up with a three-point play two minutes in to push BYU's lead to 71-48. With 13:08 remaining in the game, Fischer made his 10th 3-pointer to pass Jimmer Fredette for BYU's record for most 3-pointers made in a single game. His 10 threes also tied the Maui record for threes by an individual, a total that had been reached twice at the tournament before today.

"My junior and senior in high school I watched Jimmer all the time, and never really knew I'd end up at BYU," Fischer said. "It's awesome to break the record of such a good player. But I think I'm more excited about the win and bouncing back from yesterday."

Winder's layup with 12:05 left tied BYU's largest lead of the game at 35 points up 95-60. Jake Toolson's first 3-pointer, BYU's 16th make from beyond the arc, broke the school's record for most 3-pointers in a game and also maintained a 108-75 lead with 5:54 remaining. Dalton Nixon's three-point play with less than one minute left ended the scoring for a final tally of 121-85.

QUICK FACTS

University Information

Location: Provo, Utah 84602
 Elevation: 4,553 feet
 Enrollment: 33,336 (Daytime)
 Founded: October 15, 1875
 Owned: The Church of Jesus Christ of Latter-day Saints
 Nickname: Cougars
 Mascot: Cosmo
 Colors: Blue and White
 Arena (capacity): Marriott Center (20,900)
 Conference: West Coast Conference
 President: Kevin J Worthen (BYU, 1979)
 Athletic Director: Tom Holmoe (BYU, 1983)
 Athletic Website: BYUCougars.com
 Tickets: (801) 422-BYU1 or (800) 322-BYU1

2014-15 Preview

Lettermen Returning/Lost: 8/4
 Newcomers: 6
 Starters Returning/Lost: 4/1
 Returning Scoring: 70.3% (2,061 of 2,931 pts)
 Returning Rebounding: 67.9% (972 of 1,432 reb)
 Returning Assists: 66.4% (361 of 544 ast)
 Returning Blocks: 71.8% (74 of 103)
 Returning Minutes: 74.6% (5,317 of 7,125)

2013-14 Review

Overall Record: 23-12
 Conference Record/Finish: 13-5 (2nd)
 2014 Postseason: (0-1 in the NCAA tournament)
 2nd Round: Oregon – L, 68-87
 2014 Final National Ranking: NR/NR

BYU Coaching Staff

Head Coach: Dave Rose
 Alma Mater (year): Houston (1983)
 Record at School (years): 236-79 (10th year)
 Career Division I Record (years): same
 Basketball Office Fax: (801) 422-5965
 Assistant Coaches (Alma Mater, year)
 Terry Nashif (BYU, 2005)
 Tim LaComb (Utah, 2006)
 Mark Pope (Kentucky, 1996)
 Dir. of Basketball Operations: Cody Fueger (Utah, 2006)

BYU History

First Year of Basketball: 1903
 All-Time Record: 1717-1039 (.623)
 Winning Seasons: 87 (last 2014)
 Regular Season Conf. Championships: 29 (last 2011)
 Postseason Appearances (record): 39 (30-40)
 Total NCAA Appearances (record): 28 (15-31)
 Last NCAA Appearance: 2014
 Second Round: L vs. No. 7 seed Oregon, 68-87
 Total NIT Appearances (Record): 11 (15-9)
 Last NIT Appearance: 2013
 Result: Advanced to the semifinals

2014-15 BYU STARTING LINEUPS

Opponent	(1)	(2)	(3)	(4)	(5)
Long Beach State	Collinsworth	Fischer	Haws	Austin	Worthington
Arkansas-Little Rock	Collinsworth	Fischer	Haws	Austin	Worthington
Southern Virginia	Halford	Fischer	Haws	Austin	Worthington
vs. San Diego State	Collinsworth	Fischer	Haws	Austin	Worthington
vs. Chaminade	Collinsworth	Fischer	Haws	Austin	Worthington
vs. Purdue					
Eastern Kentucky					
at Utah State					
vs. Hawai'i					
Utah					
at Weber State					
Stanford					
UMass					
Gonzaga					
Portland					
at Santa Clara					
at San Francisco					
Pepperdine					
Loyola Marymount					
at Pacific					
at Saint Mary's					
at San Diego					
San Francisco					
Santa Clara					
at Pepperdine					
at Loyola Marymount					
Saint Mary's					
Pacific					
San Diego					
at Portland					
at Gonzaga					
Won-Loss Records	(1)	(2)	(3)	(4)	(5)
3-1	Collinsworth	Fischer	Haws	Austin	Worthington
1-0	Halford	Fischer	Haws	Austin	Worthington

GAMES PLAYED (RECORD)

	2014-15	Career
Tyler Haws	5 (4-1)	109 (79-30)
Nate Austin	5 (4-1)	111 (77-34)
Anson Winder	5 (4-1)	105 (74-31)
Josh Sharp	4 (4-0)	96 (66-30)
Kyle Collinsworth	4 (3-1)	74 (57-17)
Skyler Halford	4 (4-0)	39 (27-12)
Frank Bartley IV	5 (4-1)	39 (27-12)
Luke Worthington	5 (4-1)	36 (25-11)
Ryan Andrus	3 (3-0)	same
Jordan Ellis	2 (2-0)	same
Chase Fischer	5 (4-1)	same
Corbin Kaufusi	5 (4-1)	same
Isaac Neilson	5 (4-1)	same
Dalton Nixon	5 (4-1)	same
Jake Toolson	5 (4-1)	same

GAMES STARTED (RECORD)

	2014-15	Career
Tyler Haws	5 (4-1)	107 (77-30)
Kyle Collinsworth	4 (3-1)	65 (49-16)
Anson Winder	0 (0-0)	25 (20-5)
Nate Austin	5 (4-1)	48 (32-16)
Josh Sharp	0 (0-0)	25 (18-7)
Skyler Halford	1 (1-0)	14 (11-3)
Luke Worthington	5 (4-1)	8 (7-1)
Chase Fischer	5 (4-1)	same

STREAKS

Streak	2014-15	Overall
Current won/loss streak	1 win	same
At home	3 wins	14 wins
On the road	—	2 wins
On a neutral floor	1 win	same
At home vs. Nonconference	3 wins	5 wins
At home vs. WCC	—	9 wins
On the road vs. Nonconference	—	3 losses
On the road vs. WCC	—	2 wins
On a neutral floor vs. Nonconference	1 win	same
On a neutral floor vs. WCC	—	1 loss
At regular season tournament	1 loss	same
At WCC Tournament	—	1 loss
NCAA Tournament	—	2 losses
At NIT	—	1 loss
Games with a 3-point make	5 games	8 games
Vs. In-state teams	—	1 loss
At home vs. in-state teams	—	17 wins
On the road vs. in-state teams	—	1 loss

LEADS AND DEFICITS, BYU'S BIGGEST...

Lead/Deficit	Count
Halftime lead	27 (49-22 vs. SVU)
Halftime lead lost in defeat	—
Halftime deficit	8 (33-41 vs. San Diego State)
Halftime deficit erased in victory	1 (46-47 vs. Long Beach State)
Overall lead	56 (97-41 vs. SVU)
Margin of victory	53 (101-48 vs. SVU)
Margin of defeat	5 (87-92 vs. San Diego State)
Lead lost in defeat	5 (76-71 vs. San Diego State)
Overall deficit	11 (0-11 vs. San Diego State)
Deficit overcome in victory	5 (30-35 vs. Long Beach State)

HONORS CANDIDATES

Tyler Haws • All-America Candidate

- Named to the Wooden Award Preseason Top 50
- Named preseason All-America honorable mention by the Associated Press
- Selected to the preseason All-WCC team by the league's coaches
- Named All-America Honorable Mention, WCC Player of the Year, All-WCC First Team, USBWA All-District VIII First Team, WCC All-Tournament and the Colleg-eSportsMadness.com All-High Major First Team
- Season averages of 23.2 ppg, 3.8 rpg, 1.5 apg and 1.0 spg and season shooting percentages of .463 from the field, .404 from three and .881 from the free throw line
- Had season highs of 48 points, 13 rebounds, 5 assists, 3 steals and 4 made 3-pointers
- Scored in double figures in all 33 games played, 20-plus points 21 times, 30-plus points 7 times and 40-plus points once
- In all games was: 1st in the WCC in scoring in scoring, 3rd in free throw percentage, 13th in 3-point field goal percentage, 4th in minutes played, T-15th in steals
- Named to the All-Junior Team by ESPN's Rece Davis
- Named USBWA and NABC All-District

Kyle Collinsworth • All-WCC, All-District Candidate

- Named All-WCC First Team
- Season averages of 14.0 ppg, 8.1 rpg, 4.6 apg and 1.7 spg and season shooting percentages of .497 from the field and .364 from three
- Had season highs of 20 points, 13 rebounds, 9 assists, 3 blocks and 5 steals
- Scored in double figures in 30 games, including a streak of 20-straight games
- Had 7 double-doubles
- In all games was: 14th in the WCC in scoring, 2nd in rebounding, 13th in field goal percentage, 3rd in assists, 3rd in steals, 11th in assist/turnover ratio, 5th in offensive rebounds, 3rd in defensive rebounds and 6th in minutes played (as of 3/12/14)
- In league games was: 13th in scoring, T-5th in rebounding, 9th in field goal percentage, 4th in assists, 1st in steals, 10th in assist/turnover ratio, 3rd in offensive rebounds, T-9th in defensive rebounds

Preseason Projections

Lindy's Sports College Basketball Preview

- Senior guard Tyler Haws ranked No. 1 in the nation among shooting guards
- Junior guard Kyle Collinsworth ranked No. 20 in the nation among small forwards (even though he plays the point)
- BYU picked to finish second in the WCC
- Tyler Haws named the preseason player of the year and to the five-man All-WCC first-team
- Kyle Collinsworth named to the five-man All-WCC second-team

Sporting News College Basketball Year Book

- Senior guard Tyler Haws and junior guard Kyle Collinsworth named to the 10-man all-conference team
- Chase Fischer named to the five-man all-newcomer team
- The Marriott Center named the top venue in the WCC
- BYU picked to finish second in the WCC

Athlon Sports College Basketball Preview

- Senior guard Tyler Haws ranked the second-best scorer in the country
- Senior guard Tyler Haws named the WCC preseason player of the year and to the five-man All-WCC first-team

Online Previews

- Yahoo! Sports named Tyler Haws and Kyle Collinsworth to its five-man All-WCC team and selected Haws as the preseason player of the year
- SI.com projects Tyler Haws to lead the nation in scoring in 2014-15
- CampusInsiders.com projects Tyler Haws to lead the nation in scoring in 2014-15

2014-15 STORYLINES AND NOTES

Dave Rose

BYU head coach Dave Rose has led BYU to one of the most successful runs in program history since taking over in 2005. His career record of 236-79 ranks him second in BYU history in total victories and first in winning percentage (.749). Rose has been named conference coach of the year three times, district coach of the year twice, led the Cougars to four conference titles, seven NCAA tournament appearances, two NIT appearances, six 25-win seasons and nine 20-win seasons. In 2010, he led BYU to its first NCAA tournament win in 17 years and the Cougars won at least one postseason game in the next three seasons, including a spot in the Sweet 16 in 2011, a win in the 2012 NCAA tournament and a trip to the NIT semifinals in 2013.

Record streaks

The Cougars will be looking to keep several program-record streaks intact during 2014-15. Coming into the season, Dave Rose has led the Cougars to nine-straight 20-win seasons, nine-straight postseason appearances and nine-straight seasons with 10-plus conference victories.

Rose vs. the state

BYU basketball coach Dave Rose has compiled a record of 29-7 vs. in-state opponents since taking over in 2005-06. He has the best winning percentage (.806) of any coach vs. in-state teams during that time and is second in wins (Utah State's Stew Morrill is 30-10 vs. in-state teams since 2005-06, a .750 winning percentage). BYU plays at Utah State on Dec. 2, hosts Utah on Dec. 10 and plays at Weber State on Dec. 13.

Opponent	W	L	Opponent	W	L
Utah	12	4	Weber State	9	0
Utah State	5	3	Southern Utah	3	0

Cougars leading the league

In each of BYU's three seasons in the WCC, the Cougars have had the leading scorer in all games (Noah Hartsock in 2011-12, Tyler Haws in 2012-13 and 2013-14) and in league games (Brandon Davies in 2011-12, Haws in 2012-13 and 2013-14). Only one other school (Loyola Marymount from 1988-89 to 1991-92) has had the league's leading scorer in at least three-straight seasons in all games. In league games, a school has had the league's leading scorer in at least three-straight seasons three other times (San Francisco from 2006-07 to 2008-09, Loyola Marymount from 1982-83 to 1985-86 and Loyola Marymount from 1987-88 to 1991-92).

Rose among the nation's best

Dave Rose is 10th in career winning percentage among active NCAA Division I head coaches (as of Nov. 21, 2014).

Rk	Coach	Yrs.	W	L	Pct.	Rk	Coach	Yrs.	W	L	Pct.
1	Mark Few, Gonzaga	16	406	100	.8024	7	Bo Ryan, Wisconsin	31	707	224	.7594
2	Roy Williams, UNC	27	726	190	.7926	8	Bill Self, Kansas	22	533	175	.7528
3	Thad Matta, Ohio State	15	379	114	.7688	9	Shaka Smart, VCU	6	140	46	.7527
4	Mike Krzyzewski, Duke	40	987	306	.7633	10	Dave Rose, BYU	10	235	78	.7508
5	John Calipari, Kentucky	23	559	175	.7616	11	Jamie Dixon, Pittsburgh	12	290	97	.7494
6	Bruce Pearl, Auburn	20	464	146	.7607	12	Jim Boeheim, Syracuse	39	951	321	.7476

Number of games to...

See the table below for the number of games it has taken BYU's best scorers to reach various milestones.

1,000 Points		1,100 Points		1,200 Points		1,300 Points		1,400 Points	
John Fairchild - 48	John Fairchild - 53	Danny Ainge - 61	Danny Ainge - 66	Danny Ainge - 70	Danny Ainge - 70	Danny Ainge - 66	Danny Ainge - 66	Danny Ainge - 70	Danny Ainge - 70
Danny Ainge - 49	Danny Ainge - 56	Kresimir Cosic - 64	Kresimir Cosic - 69	Kresimir Cosic - 73	Kresimir Cosic - 69	Kresimir Cosic - 69	Kresimir Cosic - 69	Kresimir Cosic - 73	Kresimir Cosic - 73
Bernie Fryer - 53	Kresimir Cosic - 58	Tyler Haws - 72	Tyler Haws - 77	Tyler Haws - 81	Tyler Haws - 77	Tyler Haws - 77	Tyler Haws - 77	Tyler Haws - 81	Tyler Haws - 81
Kresimir Cosic - 54	Terrell Lyday - 66	Dick Nemelka - 75	Devin Durrant - 81	Devin Durrant - 85	Dick Nemelka - 75	Devin Durrant - 81	Devin Durrant - 81	Devin Durrant - 85	Devin Durrant - 85
Terrell Lyday - 61	Tyler Haws - 68	Michael Smith - 76	Michael Smith - 81	Michael Smith - 86	Terrell Lyday - 61	Tyler Haws - 68	Michael Smith - 81	Michael Smith - 86	Michael Smith - 86
Tyler Haws - 64	Dick Nemelka - 70	Devin Durrant - 76	Fred Roberts - 85	Fred Roberts - 91	Tyler Haws - 64	Dick Nemelka - 70	Devin Durrant - 76	Fred Roberts - 85	Fred Roberts - 91
1,500 Points		1,600 Points		1,700 Points		1,800 Points		1,900 Points	
Danny Ainge - 77	Danny Ainge - 82	Danny Ainge - 87	Danny Ainge - 91	Danny Ainge - 96	Danny Ainge - 77	Danny Ainge - 82	Danny Ainge - 87	Danny Ainge - 91	Danny Ainge - 96
Kresimir Cosic - 79	Tyler Haws - 90	Tyler Haws - 93	Tyler Haws - 97	Tyler Haws - 102	Kresimir Cosic - 79	Tyler Haws - 90	Tyler Haws - 93	Tyler Haws - 97	Devin Durrant - 102
Tyler Haws - 86	Devin Durrant - 93	Devin Durrant - 96	Devin Durrant - 99	Tyler Haws - 102	Tyler Haws - 86	Devin Durrant - 93	Devin Durrant - 96	Devin Durrant - 99	Tyler Haws - 102
Devin Durrant - 89	Michael Smith - 95	Michael Smith - 99	Michael Smith - 103	Michael Smith - 107	Devin Durrant - 89	Michael Smith - 95	Michael Smith - 99	Michael Smith - 103	Michael Smith - 107
Michael Smith - 91	Fred Roberts - 103	Jimmer Fredette - 110	Jimmer Fredette - 114	Jimmer Fredette - 118	Michael Smith - 91	Fred Roberts - 103	Jimmer Fredette - 110	Jimmer Fredette - 114	Jimmer Fredette - 118
Fred Roberts - 98	Jimmer Fredette - 105	Fred Roberts - 111	Fred Roberts - 118		Fred Roberts - 98	Jimmer Fredette - 105	Fred Roberts - 111	Fred Roberts - 118	
2,000 Points		2,100 Points		2,200		2,300		2,400	
Danny Ainge - 99	Danny Ainge - 102	Danny Ainge - 107	Danny Ainge - 112	Danny Ainge - 115	Danny Ainge - 99	Danny Ainge - 102	Danny Ainge - 107	Danny Ainge - 112	Danny Ainge - 115
Devin Durrant - 106	Devin Durrant - 111	Devin Durrant - 114	Michael Smith - 122	Jimmer Fredette - 134	Devin Durrant - 106	Devin Durrant - 111	Devin Durrant - 114	Michael Smith - 122	Jimmer Fredette - 134
Tyler Haws - 108	Michael Smith - 115	Michael Smith - 119	Jimmer Fredette - 131		Tyler Haws - 108	Michael Smith - 115	Michael Smith - 119	Jimmer Fredette - 131	
Michael Smith - 110	Jimmer Fredette - 123	Jimmer Fredette - 127			Michael Smith - 110	Jimmer Fredette - 123	Jimmer Fredette - 127		
Jimmer Fredette - 120					Jimmer Fredette - 120				

Fischer and Cougars set 3-point records

Junior guard Chase Fischer and his teammates set several BYU records in the Cougars' 121-85 win over Chaminade in the EA Sports Maui Invitational. See the list below:

Team Records

- Single-game record for 3-pointers in a game: 17 (previous record was 15, set three times)
- Record for most 3-pointers in a half: 14 in the first half (previous record was 10, set at Arizona in 2009)
- Tied most points in a first half: 66 (set previously set vs. Hofstra in 1983)
- Tied for fourth most points in a game with 121 (also the most points scored in the Dave Rose era)

Individual Records

- Chase Fischer set the BYU record for most threes in a single game: 10
- Chase Fischer set the BYU record for most threes in a half: 9 in the first
- Chase Fischer set the BYU record for most made threes without a miss to start a game: 8

BYU'S RECORD WHEN ...

Venue	14-15	H	A	N	Under Rose
Overall	4-1	3-0	0-0	1-1	236-79
Home	3-0	—	—	—	134-12
Away	0-0	—	—	—	68-43
Neutral	1-1	—	—	—	34-24
Lead at the half/end of game...	14-15	H	A	N	Under Rose
BYU leads at the half	3-0	2-0	0-0	1-0	196-23
Opponent leads at the half	1-1	1-0	0-0	0-1	35-52
Score tied at the half	0-0	0-0	0-0	0-0	6-4
BYU leads w/5 min left	4-0	3-0	0-0	1-0	223-8
Opponent leads w/5 min left	0-1	0-0	0-0	0-1	11-70
Score tied w/5 min left	0-0	0-0	0-0	0-0	2-1
BYU leads w/1 min left	4-0	3-0	0-0	1-0	230-1
Opponent leads w/1 min left	0-0	0-0	0-0	0-0	3-73
Score tied w/1 min left	0-1	0-0	0-0	0-1	3-5
Game goes into overtime	0-1	0-0	0-0	0-1	7-6
BYU scores...	14-15	H	A	N	Under Rose
100-plus points	2-0	1-0	0-0	1-0	14-1
90-99 points	2-0	2-0	0-0	0-0	41-2
80-89 points	0-1	0-0	0-0	0-1	79-10
70-79 points	0-0	0-0	0-0	0-0	78-23
60-69 points	0-0	0-0	0-0	0-0	20-37
60 or less points	0-0	0-0	0-0	0-0	4-6
Opponent scores...	14-15	H	A	N	Under Rose
100-plus points	0-0	0-0	0-0	0-0	2-3
90-99 points	1-1	1-0	0-0	0-1	3-8
80-89 points	1-0	0-0	0-0	1-0	12-28
70-79 points	0-0	0-0	0-0	0-0	51-34
60-69 points	1-0	1-0	0-0	0-0	99-6
50-59 points	0-0	0-0	0-0	0-0	50-0
50 or less points	1-0	0-0	0-0	0-0	19-0
BYU double figure scorers	14-15	H	A	N	Under Rose
One player in double figures	0-0	0-0	0-0	0-0	1-4
Two players in double figures	1-0	1-0	0-0	0-0	27-19
Three players in double figures	0-0	0-0	0-0	0-0	85-34
Four players in double figures	1-0	0-0	0-0	1-0	81-17
Five players in double figures	1-1	1-0	0-0	0-1	31-5
Six players in double figures	0-0	0-0	0-0	0-0	10-0
Seven players in double figures	1-0	1-0	0-0	0-0	1-0
Shooting, rebounding and TOs	14-15	H	A	N	Under Rose
BYU shoots 50% or better	4-0	3-0	0-0	1-0	105-9
Opponent shoots 50% or better	1-0	1-0	0-0	0-0	15-31
BYU outshoots opponent	3-0	2-0	0-0	1-0	193-15
Opponent outshoots BYU	1-1	1-0	0-0	0-1	42-62
Teams shoot equal FG%	0-0	0-0	0-0	0-0	1-2
BYU outrebounds opponent	4-0	3-0	0-0	1-0	180-23
Opponent outrebounds BYU	0-1	0-0	0-0	0-1	45-53
BYU, opponent tie in rebounds	0-0	0-0	0-0	0-0	11-3
BYU has a positive TO margin	3-1	3-0	0-0	0-1	151-31
BYU has a negative TO margin	0-0	0-0	0-0	0-0	61-41
BYU, opponent tie in TOs	1-0	0-0	0-0	1-0	24-7
Wins, losses and rest	14-15	H	A	N	Under Rose
Coming off a win	2-1	2-0	0-0	0-1	173-62
Coming off a loss	2-0	1-0	0-0	1-0	63-17
Two-plus days between games	2-1	2-0	0-0	0-1	196-61
One day between games	0-0	0-0	0-0	0-0	28-6
Playing the next day	2-0	1-0	0-0	1-0	12-12
Days	14-15	H	A	N	Under Rose
Monday	0-1	0-0	0-0	0-1	6-2
Tuesday	2-0	1-0	0-0	1-0	35-6
Wednesday	1-0	1-0	0-0	0-0	50-12
Thursday	0-0	0-0	0-0	0-0	26-18
Friday	1-0	1-0	0-0	0-0	24-7
Saturday	0-0	0-0	0-0	0-0	95-34

DUNKS

	2014-15	Career
Nate Austin	0	16
Tyler Haws	2	16
Josh Sharp	1	13
Anson Winder	1	3
Matt Carlino	0	2
Kyle Collinsworth	0	28
Frank Bartley IV	0	2
Luke Worthington	3	3
Dalton Nixon	3	3
BYU	10	
Opponents	2	

BYU'S RECORD WHEN ...

On television	14-15	H	A	N	Under Rose
All games on TV	4-1	3-0	0-0	1-1	200-73
On BYUtv	3-0	3-0	0-0	0-0	66-6
On ESPN	0-0	0-0	0-0	0-0	1-2
On ESPN2	1-1	0-0	0-0	1-1	8-14
On ESPNU	0-0	0-0	0-0	0-0	12-4
On ESPNEWS	0-0	0-0	0-0	0-0	1-0
On TWC/ROOT Sports	0-0	0-0	0-0	0-0	4-4
On truTV	0-0	0-0	0-0	0-0	1-3
On CBS	0-0	0-0	0-0	0-0	4-5
On CBS Sports Network	0-0	0-0	0-0	0-0	14-7
On Pac-12 Network	0-0	0-0	0-0	0-0	0-2
Top 25	14-15	H	A	N	Under Rose
vs. a top 25 opponent	0-1	0-0	0-0	0-1	9-25
as a top 25 team	0-0	0-0	0-0	0-0	57-16
Months	14-15	H	A	N	Under Rose
November	4-1	3-0	0-0	1-1	48-11
December	0-0	0-0	0-0	0-0	51-18
January	0-0	0-0	0-0	0-0	55-19
February	0-0	0-0	0-0	0-0	51-12
March	0-0	0-0	0-0	0-0	31-18
April	0-0	0-0	0-0	0-0	0-1
Margin of victory/defeat	14-15	H	A	N	Under Rose
1-4 points	0-0	0-0	0-0	0-0	24-17
5-9 points	1-1	1-0	0-0	0-1	42-21
10-15 points	0-0	0-0	0-0	0-0	58-24
16-19 points	0-0	0-0	0-0	0-0	28-12
20-29 points	1-0	1-0	0-0	0-0	49-5
30-39 points	1-0	0-0	0-0	1-0	22-0
40-49 points	0-0	0-0	0-0	0-0	8-0
50+ points	1-0	1-0	0-0	0-0	5-0

FREE THROW STREAKS

Haws	31	3/8/14 - 11/14/14
Halford	12	2/13/14 - present

LATE GAME FREE THROWS, 5:00-2:00

Player	Season	Career
Nate Austin	0-0 (.000)	3-8 (.375)
Kyle Collinsworth	2-2 (1.000)	18-32 (.563)
Tyler Haws	8-8 (1.000)	71-78 (.910)
Josh Sharp	1-2 (.500)	5-10 (.500)
Anson Winder	2-2 (1.000)	11-15 (.733)
Skyler Halford	0-0 (.000)	7-8 (.875)
Frank Bartley IV	0-0 (.000)	1-2 (.500)
Luke Worthington	0-0 (.000)	1-2 (.500)
Isaac Neilson	1-2 (.500)	1-2 (.500)
Corbin Kaufusi	2-3 (.667)	2-3 (.667)
Totals	16-18 (.889)	
Under Rose	579-797 (.726)	

LATE GAME FREE THROWS, 2:00-0:00

Player	Season	Career
Nate Austin	1-2 (.500)	12-18 (.667)
Kyle Collinsworth	0-0 (.000)	15-32 (.469)
Tyler Haws	0-0 (.000)	71-77 (.922)
Josh Sharp	0-0 (.000)	8-12 (.667)
Anson Winder	1-2 (.500)	19-29 (.655)
Luke Worthington	0-0 (.000)	2-4 (.500)
Frank Bartley IV	0-1 (.000)	1-8 (.125)
Skyler Halford	2-2 (1.000)	14-14 (1.000)
Chase Fischer	2-2 (1.000)	2-2 (1.000)
Isaac Neilson	1-2 (.500)	1-2 (.500)
Dalton Nixon	1-1 (1.000)	1-1 (1.000)
Totals	8-12 (.667)	
Under Rose	738-991 (.745)	

2014-15 SCORING BY HALF (BYU-OPPONENT)

Opponent	1st half	Margin	FG %	2nd half	Margin	FG %	OT	Margin	FG %	Final	Margin	FG %
Long Beach State	46-47	-1	53.8 -50.0	49-43	+6	50.0-58.6	—	—	—	95-90	+5	51.9-54.1
Arkansas-Little Rock	37-28	+9	46.7-25.8	54-34	+20	59.0-43.3	—	—	—	91-62	+29	53.6-34.4
Southern Virginia	49-22	+27	47.2-28.6	52-26	+26	62.5 -29.6	—	—	—	101-48	+53	54.4 -29.0
vs. San Diego State	33-41	-8	39.9-48.5	34-26	+8	43.3-47.6	20 -25	-5	30.0 -50.0	87-92	-5	38.5-48.5
vs. Chaminade	66 -43	+23	62.2-38.9	55 -42	+13	48.6-36.1	—	—	—	121 -85	+36	55.4-37.5
vs. Purdue												
Eastern Kentucky												
at Utah State												
vs. Hawai'i												
Utah												
at Weber State												
Stanford												
UMass												
Gonzaga												
Portland												
at Santa Clara												
at San Francisco												
Pepperdine												
Loyola Marymount												
at Pacific												
at Saint Mary's												
at San Diego												
San Francisco												
Santa Clara												
at Pepperdine												
at Loyola Marymount												
Saint Mary's												
Pacific												
San Diego												
at Portland												
at Gonzaga												
Season Totals	46.2-36.2	+10.0	50.3-38.3	48.8-34.2	+14.6	53.0-42.7	20-25	-5	30.0-50.0	99.0-75.4	+23.6	50.4-40.7

* Superlatives in bold

2014-15 Offensive Trends (BYU-Opponent)

Opponent	Points/Paint		Points Off TO		2nd Chance Points		Fastbreak Points		Bench Points		Big Run	Big Lead
Long Beach State	24	34	19	15	4	13	9	7	43	26	9-0/6-0	10/5
Arkansas-Little Rock	52	20	24	7	10	13	14	0	34	21	14-0/8-0	31/3
Southern Virginia	54	16	35	8	20	12	24	2	66	26	16-0/7-0	56/-
vs. San Diego State	28	40	15	13	15	22	4	8	29	30	8-0/11-0	5/11
vs. Chaminade	34	32	27	8	17	17	11	9	50	29	16-0/8-0	36/-
vs. Purdue												
Eastern Kentucky												
at Utah State												
vs. Hawai'i												
Utah												
at Weber State												
Stanford												
UMass												
Gonzaga												
Portland												
at Santa Clara												
at San Francisco												
Pepperdine												
Loyola Marymount												
at Pacific												
at Saint Mary's												
at San Diego												
San Francisco												
Santa Clara												
at Pepperdine												
at Loyola Marymount												
Saint Mary's												
Pacific												
San Diego												
at Portland												
at Gonzaga												
Season Totals	192	142	120	51	66	77	62	26	222	132		
Times Led, Record (W/L/T)	3-0/0-1/1-0		4-1/0-0/0-0		1-0/0-1/3-0		4-0/0-1/0-0		4-0/0-1/0-0			
Under Rose (W/L/T)	153-28/68-49/15-2		186-29/43-47/7-3		148-32/72-44/16-3		170-41/41-26/24-12		135-32/95-44/6-3			

* Superlatives in bold



2014-15 WCC Standings (as of 11/25/14)

	Overall	Pct	WCC	Pct
Gonzaga	4-0	1.000	0-0	.000
Saint Mary's	4-0	1.000	0-0	.000
Portland	3-0	1.000	0-0	.000
BYU	4-1	.800	0-0	.000
Pepperdine	3-1	.750	0-0	.000
San Diego	3-1	.750	0-0	.000
San Francisco	3-1	.750	0-0	.000
Loyola Marymount	2-2	.500	0-0	.000
Pacific	2-2	.500	0-0	.000
Santa Clara	2-2	.500	0-0	.000

2014-15 WCC Players of the Week

Nov. 17 Brandon Clark, Santa Clara
 Nov. 24 Brad Waldow, Saint Mary's

2014-15 Preseason All-WCC Team

Player	School	Yr.	Pos.
Jared Brownridge	Santa Clara	So.	G
<i>Kyle Collinsworth</i>	<i>BYU</i>	<i>Jr.</i>	<i>G</i>
Stacy Davis	Pepperdine	Jr.	F
Johnny Dee	San Diego	Sr.	G
<i>Tyler Haws</i>	<i>BYU</i>	<i>Sr.</i>	<i>G</i>
Przemek Karnowski	Gonzaga	Jr.	C
Kevin Pangos	Gonzaga	Sr.	G
Kriuze Pinkins	San Francisco	Sr.	F
Thomas van der Mars	Portland	Sr.	C
Brad Waldow	Saint Mary's	Sr.	C

2014-15 WCC Preseason Poll

Team (First Place Votes)	Points
1. Gonzaga (9)	81
2. BYU (1)	69
3. Saint Mary's	62
4. San Francisco	59
5. San Diego	47
6. Portland	45
7. Pepperdine	29
7. Santa Clara	29
9. Loyola Marymount	19
10. Pacific	10

TEAM	All	Conf
WCC Stats		
Scoring Offense		
Scoring Defense		
Scoring Margin		
FT Percentage		
FG Percentage		
FG Percentage Defense		
3FG Percentage		
3FG Percentage Defense		
3-Point FG Made/Game		
Rebounding Offense		
Rebounding Defense		
Rebounding Margin		
Blocked Shots		
Assists		
Steals		
Turnover Margin		
Assist/Turnover Ratio		
Offensive Rebounds		
Defensive Rebounds		
Defensive Reb Pct		
Offensive Reb Pct		
NCAA Stats	Rank	Actual
Won-Lost Percentage		
Scoring Offense		
Scoring Defense		
Scoring Margin		
Field-Goal Percentage		
Field-Goal Pct Defense		
3-Point Field Goals/Game		
3-Point Field-Goal Pct		
3-Point FG Defense		
Free-Throw Percentage		
Rebound Margin		
Assists Per Game		
Assist Turnover Ratio		
Blocked Shots Per Game		
Steals Per Game		
Turnovers Per Game		
Turnover Margin		
Personal Fouls Per Game		

INDIVIDUAL	Top BYU player - All	Rank	Top BYU player - Conf	Rank
WCC				
Scoring				
Rebounding				
FG Percentage				
Assists				
FT Percentage				
Steals				
3FG Percentage				
3FG Made/Game				
Blocked Shots				
Assist/TO Ratio				
Offensive Rebounds				
Defensive Rebounds				
Minutes Played				
NCAA Stats	BYU Player	Rank	Actual	
Assist Turnover Ratio				
Assists Per Game				
Field Goal Percentage				
Free Throw Percentage				
Points Per Game				
Rebounds Per Game				
Steals Per Game				

BYU BASKETBALL

ROSTER AND CAREER HIGHS

No.	Name	Pos.	Ht.	Wt.	Yr.	Hometown (Previous School)	Pronunciations
1	Chase Fischer	G	6-3	195	Jr.	Ripley, W.Va. (Wake Forest)	JAMAL AYTES ATE-s or 8's
2	Jordan Ellis	G	6-1	185	Jr.	Medford, Ore. (North Medford HS)	BOB MEDINA meh-DEE-nuh
3	Tyler Haws	G	6-5	200	Sr.	Alpine, Utah (Lone Peak HS)	SKYLER HALFORD HAL-ford
5	Kyle Collinsworth	G	6-6	215	Jr.	Provo, Utah (Provo HS)	TERRY NASHIF NASH-if
10	Ryan Andrus	G	6-10	220	Fr.	American Fork, Utah (American Fork HS)	CORBIN KAUFUSI KAW-foo-see
12	Josh Sharp	F	6-7	185	Sr.	Highland, Utah (Utah)	ROBERT RAMOS RAY-mus
15	Jake Toolson	G	6-5	210	Fr.	Gilbert, Ariz. (Highland HS)	ANSON WINDER AN-sun WINE-der
20	Anson Winder	G	6-3	195	Sr.	Las Vegas, Nev. (Bishop Gorman HS)	
21	Kyle Davis*	F	6-7	225	Jr.	Draper, Utah (Utah State)	
23	Skyler Halford	G	6-1	180	Sr.	Orem, Utah (SLCC)	
24	Frank Bartley IV	G	6-3	200	So.	Baton Rouge, La. (Future College Prep)	
25	Jordan Chatman	G	6-4	195	Fr.	Vancouver, Wash. (Union HS)	
30	Dalton Nixon	F	6-8	230	Fr.	Orem, Utah (Orem HS)	
33	Nate Austin	F	7-0	230	Sr.	Alpine, Utah (Lone Peak HS)	
35	Isaac Neilson	C	6-10	230	Fr.	Mission Viejo, Calif. (Mission Viejo HS)	
40	Jamal Aytes	F	6-6	230	So.	San Diego, Calif. (JSerra Catholic HS)	
41	Luke Worthington	F	6-10	245	So.	Mequon, Wis. (Homestead HS)	
44	Corbin Kaufusi	C	6-10	260	Fr.	Provo, Utah (Timpview HS)	

Head Coach: Dave Rose, 10th year (Houston, 1983)

Assistant Coaches: Terry Nashif (BYU, 2005); Tim LaComb (Utah, 2006); Mark Pope (Kentucky, 1996)

Director of Basketball Operations: Cody Fueger (Utah, 2006)

Coordinator of Player Development: Garrett Faucette (BYU, 2008)

Team Trainer: Robert Ramos (BYU, 1995)

Strength and Conditioning Coach: Bob Medina (UNLV, 1988)

2014-15 SEASON AND CAREER HIGHS

#	Player		Points	Rebounds	Assists
1	Chase Fischer	Season	30 vs. Chaminade	3, 2 times, last vs. Southern Virginia	5 vs. Long Beach State
		Career	same	same	same
3	Tyler Haws	Season	26 vs. San Diego State	4 vs. Arkansas-Little Rock	5 vs. Arkansas-Little Rock
		Career	48 at Portland (13-14)	13 vs. Weber State (13-14)	6 vs. Idaho State (09-10)
5	Kyle Collinsworth	Season	21 vs. San Diego State	8 vs. UALR, vs. Chaminade	6 vs. UALR, vs. SDSU, vs. Chaminade
		Career	23 vs. Loyola Marymount (13-14)	16 vs. Loyola Marymount (13-14)	9 at Stanford (13-14), vs. Pepperdine (13-14)
12	Josh Sharp	Season	4 vs. Southern Virginia	4 vs. Southern Virginia	1 vs. Southern Virginia
		Career	14 at Gonzaga (12-13), vs. SCU (12-13)	12 vs. LMU (12-13)	3, 3 times, last vs. Oregon (13-14)
15	Jake Toolson	Season	15 vs. Southern Virginia	7 vs. Southern Virginia	4 vs. Southern Virginia
		Career	same	same	same
20	Anson Winder	Season	18 vs. Chaminade	8 vs. Chaminade	3 vs. Chaminade
		Career	22 vs. Mount St. Mary's (13-14)	same	9 vs. Northern Arizona (11-12)
23	Skyler Halford	Season	18 vs. Long Beach State	1 vs. Chaminade	7 vs. Long Beach State
		Career	28 vs. San Diego (13-14)	same	same
24	Frank Bartley IV	Season	4 vs. Southern Virginia	6 vs. Southern Virginia	7 vs. Southern Virginia
		Career	16 vs. Mount St. Mary's (13-14)	7 vs. Mount St. Mary's, at LMU (13-14)	same
30	Dalton Nixon	Season	10 vs. Southern Virginia	3 vs. SVU, vs. SDSU, vs. Chaminade	2 vs. Southern Virginia, vs. San Diego State
		Career	same	same	same
33	Nate Austin	Season	8 vs. Arkansas-Little Rock	11 vs. Arkansas-Little Rock	3 vs. Long Beach State, vs. Chaminade
		Career	15 vs. Weber State (11-12)	16 vs. San Francisco (13-14)	4 vs. ENMU (12-13), vs. PVAMU (13-14)
35	Isaac Neilson	Season	13 vs. Southern Virginia	7 vs. Southern Virginia	2 vs. Southern Virginia
		Career	same	same	same
41	Luke Worthington	Season	12 vs. Southern Virginia	4, 2 times, vs. UALR, vs. SVU	1, 4 times, last vs. Portland
		Career	same	4, 3 times, last vs. Southern Virginia (14-15)	same
44	Corbin Kaufusi	Season	8 vs. Chaminade	6 vs. Chaminade	1 vs. Southern Virginia
		Career	same	same	same

GEOGRAPHIC BREAKDOWN

Arizona	Jake Toolson
California	Jamal Aytes, Isaac Neilson
Louisiana	Frank Bartley IV
Nevada	Anson Winder
Oregon	Jordan Ellis
Utah	Ryan Andrus, Nate Austin, Kyle Collinsworth, Kyle Davis, Skyler Halford, Tyler Haws, Corbin Kaufusi, Dalton Nixon, Josh Sharp
Washington	Jordan Chatman
West Virginia	Chase Fischer
Wisconsin	Luke Worthington

CLASS BREAKDOWN

Seniors	Juniors	Sophomores	Freshmen
Nate Austin Skyler Halford Tyler Haws Josh Sharp Anson Winder	Kyle Collinsworth Kyle Davis* Jordan Ellis Chase Fischer	Jamal Aytes Frank Bartley IV Luke Worthington	Ryan Andrus Jake Toolson Jordan Chatman Dalton Nixon Isaac Neilson Corbin Kaufusi
*Sitting out in 2014-15 due to NCAA transfer rules			

#1 • CHASE FISCHER
6-3 • 195 • JR • GUARD



RIPLEY, WEST VIRGINIA
WAKE FOREST

2014-15 SEASON HIGHS

PTS	30 vs. Chaminade – 11/25/14
1st H	27 vs. Chaminade – 11/25/14
2nd H	10 vs. UALR – 11/18/14
REB	3, twice, last vs. SVU – 11/19/14
AST	5 vs. LBSU – 11/14/14
STL	1, 4 times, last vs. Chaminade – 11/25/14
BLK	1 vs. SDSU – 11/24/14
FGM	10 vs. Chaminade – 11/25/14
FGA	14 vs. Chaminade – 11/25/14
3PM	10 vs. Chaminade – 11/25/14
3PA	13 vs. Chaminade – 11/25/14
FTM	5 vs. LBSU – 11/14/14
FTA	5 vs. LBSU – 11/14/14

MISCELLANEOUS

	14-15	Career
Double-Figure Points	4 (4-1)	same
20-plus Points	1 (1-0)	same
Double-Figure Reb	0 (0-0)	same
Double-Doubles	0 (0-0)	same
3-plus Steals	0 (0-0)	same
3-plus Blocks	0 (0-0)	same
3-plus 3-point FG	4 (3-1)	same
Scoring Leader	2 (2-0)	same
Rebound Leader	0 (0-0)	same
Assist Leader	0 (0-0)	same

2014-15 SEASON — PPG: 17.4 RPG: 1.8 APG: 2.8 SPG: 0.8 BPG: 0.2 FG%: .509 3FG%: .512 FT%: .800

Last Time Out

- Set a BYU record with 10 threes vs. Chaminade for a career-high 30 points

In 2014-15 • Junior

- A team captain
- Set a BYU record with 10 threes vs. Chaminade for a career-high 30 points
- Scored 17 points on 4 of 8 3-point shooting and 5 of 5 from the free throw line ... also had 5 assists, 3 rebounds and 1 steal vs. Long Beach State
- Totaled 19 points on 7 of 12 shooting, 4 of 7 from three, vs. UALR

Before BYU

- Played in 62 games and started six times for the Wake Forest Demon Deacons in 2011-12 and 2012-13
- A team captain as a sophomore in 2012-13
- As a freshman in 2011-12 averaged 4.5 points and 1.1 rebounds in 14.2 minutes per game while shooting .395 from the field, .422 from three and .600 from the free-throw line
- Scored a career-high 15 points while hitting a career-best 5 of 8 from three vs. High Point on Dec. 5, 2012
- Scored in double figures five times and hit two-plus threes 10 times
- As a freshman in 2011-12 averaged 6.3 points, 2.2 rebounds and 1.5 assists in 26.1 minutes per game and shot .350 from the field, .320 from three and .821 from the free-throw line
- Scored in double figures nine times and hit two-plus threes 12 times
- Prepped at Ripley High School

- A 2011 first-team Parade All-American
- 2011 Gatorade Boys Basketball Player of the Year for the state of West Virginia and a McDonald's All-America nominee
- Two-time first team all-state selection in 2009-10 and 2010-11
- Received the 2011 Bill Evans Award, which goes to the state's player of the year (was second in the voting as a junior)

Personal

- Parents are John and Robin Fischer
- Older brother Noah played college basketball at Marshall and University of Charleston
- Before committing to Wake Forest was also recruited by Marshall, Ohio, UCF and VCU

2014-15 GAME-BY-GAME

Opponent	Date	GS	Min	FG	FGA	Pct	3FG	FGA	Pct	FT	FTA	Pct	Off	Def	TR	Avg	PF	FO	A	TO	Blk	Stl	Pts	Avg	
Long Beach State	11/14/14	*	31	4	9	.444	4	8	.500	5	5	1.000	0	3	3	3.0	3	0	5	2	0	1	17	17.0	
Arkansas-Little Rock	11/18/14	*	28	7	12	.583	4	7	.571	1	1	1.000	0	2	2	2.5	1	0	1	2	0	1	19	18.0	
Southern Virginia	11/19/14	*	16	4	9	.444	0	4	.000	2	4	.500	0	3	3	2.7	1	0	3	2	0	0	10	15.3	
vs. San Diego State	11/24/14	*	42	4	13	.308	3	9	.333	0	0	.000	0	1	1	2.3	2	0	2	3	1	1	11	14.3	
vs. Chaminade	11/25/14	*	23	10	14	.714	10	13	.769	0	0	.000	0	0	0	1.8	2	0	3	0	0	1	30	17.4	
vs. Purdue	11/26/14																								
Eastern Kentucky	11/29/14																								
at Utah State	12/02/14																								
vs. Hawai'i	12/06/14																								
Utah	12/10/14																								
at Weber State	12/13/14																								
Stanford	12/20/14																								
UMass	12/23/14																								
Gonzaga	12/27/14																								
Portland	12/29/14																								
at Santa Clara	01/01/15																								
at San Francisco	01/03/15																								
Pepperdine	01/08/15																								
Loyola Marymount	01/10/15																								
at Pacific	01/15/15																								
at Saint Mary's	01/17/15																								
at San Diego	01/24/15																								
San Francisco	01/29/15																								
Santa Clara	01/31/15																								
at Pepperdine	02/05/15																								
at Loyola Marymount	02/07/15																								
Saint Mary's	02/12/15																								
Pacific	02/14/15																								
San Diego	02/19/15																								
at Portland	02/26/15																								
at Gonzaga	02/28/15																								
Totals			5	140	29	57	.509	21	41	.512	8	10	.800	0	9	9	1.8	9	0	14	9	1	4	87	17.4

CAREER STATISTICS (ALL GAMES)

Year	GP	GS	Min	Avg	FG	FGA	Pct	3FG	FGA	Pct	FT	FTA	Pct	Off	Def	TR	Avg	PF	FO	A	TO	Blk	Stl	Pts	Avg
2014-15	5	5	140	28.0	29	57	.509	21	41	.512	8	10	.800	0	9	9	1.8	9	0	14	9	1	4	87	17.4
TOTAL	5	5	140	28.0	29	57	.509	21	41	.512	8	10	.800	0	9	9	1.8	9	0	14	9	1	4	87	17.4

CAREER STATISTICS (CONFERENCE GAMES)

Year	GP	GS	Min	Avg	FG	FGA	Pct	3FG	FGA	Pct	FT	FTA	Pct	Off	Def	TR	Avg	PF	FO	A	TO	Blk	Stl	Pts	Avg
2014-15																									
TOTAL																									

#2 • JORDAN ELLIS
6-1 • 180 • JR • GUARD



MEDFORD, OREGON
PORTLAND STATE

2014-15 SEASON — PPG: 1.0 RPG: 1.0 APG: 0.5 SPG: 0.0 BPG: 0.0 FG%: 1.000 3FG%: .000 FT%: .000

Last Time Out

- Had 2 rebounds and an assist vs. Chaminade

In 2014-15 • Junior

- Scored 2 points in 16 minutes during his BYU debut against SVU

Before BYU

- A three-time letterwinner at North Medford High School
- A three-time first-team all-conference honoree
- North Medford's all-time leading scorer
- Lettered in football and track
- Also attended Grayson County College in Texas and Portland State prior to BYU

Personal

- Parents are Jerry and Dee Ellis
- Has two brothers and one sister
- Served a two-year mission for The Church of Jesus Christ of Latter-day Saints in Boston, Massachusetts

2014-15 SEASON HIGHS

PTS	2 vs. SVU – 11/19/14
1st H	—
2nd H	2 vs. SVU – 11/19/14
REB	2 vs. Chaminade – 11/25/14
AST	1 vs. Chaminade – 11/25/14
STL	—
BLK	—
FGM	1 vs. SVU – 11/19/14
FGA	1 vs. SVU – 11/19/14
3PM	—
3PA	—
FTM	—
FTA	—

MISCELLANEOUS

	14-15	Career
Double-Figure Points	0 (0-0)	same
20-plus Points	0 (0-0)	same
Double-Figure Reb	0 (0-0)	same
Double-Doubles	0 (0-0)	same
3-plus Steals	0 (0-0)	same
3-plus Blocks	0 (0-0)	same
3-plus 3-point FG	0 (0-0)	same
Scoring Leader	0 (0-0)	same
Rebound Leader	0 (0-0)	same
Assist Leader	0 (0-0)	same

2014-15 GAME-BY-GAME

Opponent	Date	GS	Min	FG	FGA	Pct	3FG	FGA	Pct	FT	FTA	Pct	Off	Def	TR	Avg	PF	FO	A	TO	Blk	Stl	Pts	Avg
Long Beach State	11/14/14																							
Arkansas-Little Rock	11/18/14																							
Southern Virginia	11/19/14	16	1	1	1.000	0	0	.000	0	0	.000	0	0	0	0.0	1	0	0	0	0	0	2	2.0	
vs. San Diego State	11/24/14																							
vs. Chaminade	11/25/14		5	0	0	.000	0	0	.000	0	0	.000	0	2	2	1.0	0	0	1	0	0	0	1.0	
vs. Purdue	11/26/14																							
Eastern Kentucky	11/29/14																							
at Utah State	12/02/14																							
vs. Hawai'i	12/06/14																							
Utah	12/10/14																							
at Weber State	12/13/14																							
Stanford	12/20/14																							
UMass	12/23/14																							
Gonzaga	12/27/14																							
Portland	12/29/14																							
at Santa Clara	01/01/15																							
at San Francisco	01/03/15																							
Pepperdine	01/08/15																							
Loyola Marymount	01/10/15																							
at Pacific	01/15/15																							
at Saint Mary's	01/17/15																							
at San Diego	01/24/15																							
San Francisco	01/29/15																							
Santa Clara	01/31/15																							
at Pepperdine	02/05/15																							
at Loyola Marymount	02/07/15																							
Saint Mary's	02/12/15																							
Pacific	02/14/15																							
San Diego	02/19/15																							
at Portland	02/26/15																							
at Gonzaga	02/28/15																							
Totals		0	21	1	1	1.000	0	0	.000	0	0	.000	0	2	2	1.0	1	0	1	0	0	2	1.0	

CAREER STATISTICS (ALL GAMES)

Year	GP	GS	Min	Avg	FG	FGA	Pct	3FG	FGA	Pct	FT	FTA	Pct	Off	Def	TR	Avg	PF	FO	A	TO	Blk	Stl	Pts	Avg
2014-15	2	0	21	10.5	1	1	1.000	0	0	.000	0	0	.000	0	2	2	1.0	1	0	1	0	0	2	1.0	
TOTAL	2	0	21	10.5	1	1	1.000	0	0	.000	0	0	.000	0	2	2	1.0	1	0	1	0	0	2	1.0	

CAREER STATISTICS (CONFERENCE GAMES)

Year	GP	GS	Min	Avg	FG	FGA	Pct	3FG	FGA	Pct	FT	FTA	Pct	Off	Def	TR	Avg	PF	FO	A	TO	Blk	Stl	Pts	Avg
2014-15																									
TOTAL																									

#10 • RYAN ANDRUS
6-11 • 215 • FR • FORWARD



AMERICAN FORK, UTAH
AMERICAN FORK HS

2014-15 SEASON — PPG: 1.0 RPG: 1.3 APG: 0.3 SPG: 0.0 BPG: 0.0 FG%: .500 3FG%: .000 FT%: .500

Last Time Out

- Played 3 minutes and had 1 minute vs. Chaminade

- Parents are David and Yvonne Andrus
- Has two brothers and one sister
- Also recruited by Utah and Utah State

In 2014-15

- Scored 3 points, grabbed 3 rebounds and made an assist in 16 minutes against Southern Virginia

Before BYU

- A four-year letterman playing for Doug Meacham at American Fork High School
- As a senior averaged 14.9 points, 7.7 rebounds and 1.7 assists as American Fork finished 17-9 overall and 8-4 in region play and advanced to the 5A state semifinals
- Named first-team all-state by the Deseret News and the Salt Lake Tribune
- As a junior averaged 19.4 points, 6.5 rebounds, 1.5 assists and 1.1 steals as American Fork finished 17-9 overall and 7-3 in region play and advanced to the 5A state semifinals
- Named first-team all-state by the Deseret News, second-team all-state by the Salt Lake Tribune, All-Valley by the Daily Herald
- As a sophomore averaged 5.8 points and 3.8 rebounds as American Fork finished 19-3 overall and 9-1 in region play
- Played for DreamVision during the AAU season

2014-15 SEASON HIGHS

PTS	3 vs. SVU – 11/19/14
1st H	1 vs. SVU – 11/19/14
2nd H	2 vs. SVU – 11/19/14
REB	3 vs. SVU – 11/19/14
AST	1 vs. SVU – 11/19/14
STL	—
BLK	—
FGM	1 vs. SVU – 11/19/14
FGA	2 vs. SVU – 11/19/14
3PM	—
3PA	—
FTM	1 vs. SVU – 11/19/14
FTA	2 vs. SVU – 11/19/14

MISCELLANEOUS

	14-15	Career
Double-Figure Points	0 (0-0)	same
20-plus Points	0 (0-0)	same
Double-Figure Reb	0 (0-0)	same
Double-Doubles	0 (0-0)	same
3-plus Steals	0 (0-0)	same
3-plus Blocks	0 (0-0)	same
3-plus 3-point FG	0 (0-0)	same
Scoring Leader	0 (0-0)	same
Rebound Leader	0 (0-0)	same
Assist Leader	0 (0-0)	same

Personal

2014-15 GAME-BY-GAME

Opponent	Date	GS	Min	FG	FGA	Pct	3FG	FGA	Pct	FT	FTA	Pct	Off	Def	TR	Avg	PF	FO	A	TO	Blk	Stl	Pts	Avg
Long Beach State	11/14/14																							
Arkansas-Little Rock	11/18/14		1	0	0	.000	0	0	.000	0	0	.000	0	0	0	0	0	0	0	0	0	0	0	0.0
Southern Virginia	11/19/14		16	1	2	.500	0	1	.000	1	2	.500	1	2	3	1.5	1	0	1	0	0	0	3	1.5
vs. San Diego State	11/24/14																							
vs. Chaminade	11/25/14		3	0	0	.000	0	0	.000	0	0	.000	0	1	1	1.3	0	0	0	1	0	0	1.0	
vs. Purdue	11/26/14																							
Eastern Kentucky	11/29/14																							
at Utah State	12/02/14																							
vs. Hawai'i	12/06/14																							
Utah	12/10/14																							
at Weber State	12/13/14																							
Stanford	12/20/14																							
UMass	12/23/14																							
Gonzaga	12/27/14																							
Portland	12/29/14																							
at Santa Clara	01/01/15																							
at San Francisco	01/03/15																							
Pepperdine	01/08/15																							
Loyola Marymount	01/10/15																							
at Pacific	01/15/15																							
at Saint Mary's	01/17/15																							
at San Diego	01/24/15																							
San Francisco	01/29/15																							
Santa Clara	01/31/15																							
at Pepperdine	02/05/15																							
at Loyola Marymount	02/07/15																							
Saint Mary's	02/12/15																							
Pacific	02/14/15																							
San Diego	02/19/15																							
at Portland	02/26/15																							
at Gonzaga	02/28/15																							
Totals		0	20	1	2	.500	0	1	.000	1	2	.500	1	3	4	1.3	1	0	1	1	0	0	3	1.0

CAREER STATISTICS (ALL GAMES)

Year	GP	GS	Min	Avg	FG	FGA	Pct	3FG	FGA	Pct	FT	FTA	Pct	Off	Def	TR	Avg	PF	FO	A	TO	Blk	Stl	Pts	Avg
2014-15	3	0	20	6.7	1	2	.500	0	1	.000	1	2	.500	1	3	4	1.3	1	0	1	1	0	0	3	1.0
TOTAL	3	0	20	6.7	1	2	.500	0	1	.000	1	2	.500	1	3	4	1.3	1	0	1	1	0	0	3	1.0

CAREER STATISTICS (CONFERENCE GAMES)

Year	GP	GS	Min	Avg	FG	FGA	Pct	3FG	FGA	Pct	FT	FTA	Pct	Off	Def	TR	Avg	PF	FO	A	TO	Blk	Stl	Pts	Avg
2014-15																									
TOTAL																									

#15 • JAKE TOOLSON
6-5 • 215 • FR • GUARD



GILBERT, ARIZONA
HIGHLAND HS

2014-15 SEASON — PPG: 5.2 RPG: 2.8 APG: 1.2 SPG: 1.0 BPG: 0.0 FG%: .474 3FG%: .571 FT%: .000

Last Time Out

- Had 8 points, hit 2 threes and added 2 rebounds and an assist vs. Chaminade

In 2014-15 • Freshman

- Scored 3 points, grabbed 3 rebounds and added an assist and a steal in 10 minutes of playing time against Arkansas-Little Rock
- Led the team with 15 points, also set a team season high with 5 3-pointers against SVU ... added 7 boards, 4 assists and 4 steals

Before BYU

- A four-year letterman and two-time first-team all-state honoree playing for Derrick Donaldson at Highland High School
- Scored 2,007 career points at Highland and averaged 19.1 points per game
- As a senior averaged 27.3 points, 12.1 rebounds, 3.5 assists and 1.6 steals per game and hit 59 threes
- Shot .522 from the field, .380 from three and .838 from the free-throw line
- Named first-team Division I All-Arizona by AZcentral.com and first-team All-Tribune by the East Valley Tribune
- As a junior averaged 18.9 points, 8.0 rebounds, 4.0 assists, 1.6 steals and 1.0 blocks and hit 34 threes while Highland finish 18-10 overall and 11-6 in league play
- Named first-team Division I All-Arizona by AZcentral.com and first-team All-Tribune by the East Valley Tribune
- As a sophomore averaged 18.4 points, 6.3 rebounds, 1.6 assists and 1.5 steals and hit 49 threes

- Named All-Tribune honorable mention by the East Valley Tribune
- As a freshman averaged 10.2 points, 7.2 rebounds, 1.7 assists and 1.4 steals and hit 47 threes
- Played for Nevada Select during the AAU season
- Played for the Arizona Power during the AAU season

Personal

- Parents are Troy and Sheila Toolson
- Has one brother and two sisters
- Also recruited by Arizona State, Boston College, Utah State and Saint Mary's
- Nephew of former BYU great Danny Ainge

2014-15 SEASON HIGHS

PTS	15 vs. SVU – 11/19/14
1st H	9 vs. SVU – 11/19/14
2nd H	8 vs. Chaminade – 11/25/14
REB	7 vs. SVU – 11/19/14
AST	4 vs. SVU – 11/19/14
STL	4 vs. SVU – 11/19/14
BLK	—
FGM	5 vs. SVU – 11/19/14
FGA	9 vs. SVU – 11/19/14
3PM	5 vs. SVU – 11/19/14
3PA	8 vs. SVU – 11/19/14
FTM	—
FTA	—

MISCELLANEOUS

	14-15	Career
Double-Figure Points	1 (1-0)	same
20-plus Points	0 (0-0)	same
Double-Figure Reb	0 (0-0)	same
Double-Doubles	0 (0-0)	same
3-plus Steals	1 (1-0)	same
3-plus Blocks	0 (0-0)	same
3-plus 3-point FG	1 (1-0)	same
Scoring Leader	1 (1-0)	same
Rebound Leader	1 (1-0)	same
Assist Leader	0 (0-0)	same

2014-15 GAME-BY-GAME

Opponent	Date	GS	Min	FG	FGA	Pct	3FG	FGA	Pct	FT	FTA	Pct	Off	Def	TR	Avg	PF	FO	A	TO	Blk	Stl	Pts	Avg	
Long Beach State	11/14/14		4	0	0	.000	0	0	.000	0	0	.000	0	2	2	2.0	0	0	0	0	0	0	0	0.0	
Arkansas-Little Rock	11/18/14		10	1	1	1.000	1	1	1.000	0	0	.000	1	2	3	2.5	0	0	1	1	0	1	3	1.5	
Southern Virginia	11/19/14		25	5	9	.556	5	8	.625	0	0	.000	0	7	7	4.0	2	0	4	1	0	4	15	6.0	
vs. San Diego State	11/24/14		1	0	0	.000	0	0	.000	0	0	.000	0	0	0	3.0	1	0	0	0	0	0	0	4.5	
vs. Chaminade	11/25/14		12	3	9	.333	2	5	.400	0	0	.000	0	2	2	2.8	0	0	1	0	0	0	8	5.2	
vs. Purdue	11/26/14																								
Eastern Kentucky	11/29/14																								
at Utah State	12/02/14																								
vs. Hawai'i	12/06/14																								
Utah	12/10/14																								
at Weber State	12/13/14																								
Stanford	12/20/14																								
UMass	12/23/14																								
Gonzaga	12/27/14																								
Portland	12/29/14																								
at Santa Clara	01/01/15																								
at San Francisco	01/03/15																								
Pepperdine	01/08/15																								
Loyola Marymount	01/10/15																								
at Pacific	01/15/15																								
at Saint Mary's	01/17/15																								
at San Diego	01/24/15																								
San Francisco	01/29/15																								
Santa Clara	01/31/15																								
at Pepperdine	02/05/15																								
at Loyola Marymount	02/07/15																								
Saint Mary's	02/12/15																								
Pacific	02/14/15																								
San Diego	02/19/15																								
at Portland	02/26/15																								
at Gonzaga	02/28/15																								
Totals			0	52	9	19	.474	8	14	.571	0	0	.000	1	13	14	2.8	3	0	6	2	0	5	26	5.2

CAREER STATISTICS (ALL GAMES)

Year	GP	GS	Min	Avg	FG	FGA	Pct	3FG	FGA	Pct	FT	FTA	Pct	Off	Def	TR	Avg	PF	FO	A	TO	Blk	Stl	Pts	Avg
2014-15	5	0	52	10.4	9	19	.474	8	14	.571	0	0	.000	1	13	14	2.8	3	0	6	2	0	5	26	5.2
TOTAL	5	0	52	10.4	9	19	.474	8	14	.571	0	0	.000	1	13	14	2.8	3	0	6	2	0	5	26	5.2

CAREER STATISTICS (CONFERENCE GAMES)

Year	GP	GS	Min	Avg	FG	FGA	Pct	3FG	FGA	Pct	FT	FTA	Pct	Off	Def	TR	Avg	PF	FO	A	TO	Blk	Stl	Pts	Avg	
2014-15																										
TOTAL																										

#23 • SKYLER HALFORD
6-1 • 175 • SR. • GUARDOREM, UTAH
SALT LAKE CC**2014-15 SEASON HIGHS**

PTS	18 vs. LBSU – 11/14/14
1st H	7 vs. LBSU – 11/14/14
2nd H	11 vs. LBSU – 11/14/14
REB	1 vs. Chaminade – 11/25/14
AST	7 vs. LBSU – 11/14/14
STL	2 vs. Chaminade – 11/25/14
BLK	—
FGM	5 vs. LBSU – 11/14/14
FGA	7 vs. LBSU – 11/14/14
3PM	2 vs. LBSU – 11/14/14
3PA	3, twice, last vs. UALR – 11/18/14
FTM	6 vs. LBSU – 11/14/14
FTA	6 vs. LBSU – 11/14/14

CAREER HIGHS

PTS	28 vs. San Diego – 1/04/14
1st H	15 vs. San Diego – 1/04/14
2nd H	14 at USF – 1/16/14
REB	6, twice, last vs. Santa Clara – 2/6/14
AST	7, vs. LBSU – 11/14/14
STL	3 at San Francisco – 1/16/14
BLK	1 at Pacific – 2/13/14
FGM	11 vs. San Diego – 1/04/14
FGA	16 vs. San Diego – 1/04/14
3PM	4 vs. San Diego – 1/04/14
3PA	9 vs. Pacific – 1/30/14
FTM	11 at USF – 1/16/14
FTA	12 at USF – 1/16/14

MISCELLANEOUS

	14-15	Career
Double-Figure Points	1 (1-0)	14 (10-4)
20-plus Points	0 (0-0)	1 (1-0)
Double-Figure Reb	0 (0-0)	0 (0-0)
Double-Doubles	0 (0-0)	0 (0-0)
3-plus Steals	0 (0-0)	1 (1-0)
3-plus Blocks	0 (0-0)	0 (0-0)
3-plus 3-point FG	0 (0-0)	3 (3-0)
Scoring Leader	0 (0-0)	1 (1-0)
Rebound Leader	0 (0-0)	0 (0-0)
Assist Leader	1 (1-0)	3 (3-0)

2014-15 SEASON — PPG: 6.3 RPG: 0.3 APG: 3.8 SPG: 0.5 BPG: 0.0 FG%: .444 3FG%: .333 FT%: 1.000**Last Time Out**

- Posted 3 points, 4 assists and 2 steals vs. Chaminade

In 2014-15 • Senior

- Scored 18 points coming off the bench and led the team with a career-best 7 assists vs. Long Beach State

In 2013-14 • Junior

- Named WCC Player of the Week Jan. 6 for scoring 28 points on 11 of 16 shooting against San Diego while adding 3 assists, 2 rebounds and 1 steal
- Posted season highs of 28 points (San Diego), 6 rebounds (twice), 4 assists (Santa Clara), 3 steals (at San Francisco), 11 field goals made (San Diego), 4 made threes (San Diego) and 11 free throws made (at San Francisco)
- Scored 28 points and had 3 assists against San Diego on Jan. 4
- Scored 18 points against Pepperdine and grabbed 6 rebounds on Jan. 9
- Scored 12 points, grabbed 6 rebounds and had 4 assists against Santa Clara on Feb. 6
- Scored in double figures 13 times, had 20-plus points once and 3-plus threes 3 times
- Averaged 7.0 points, 1.4 rebounds and 1.0 assists and shot .431 from the field, .312 from three and .845 from the free throw line

Before BYU

- Named an NJCAA All-America First Team honoree as a sophomore at Salt Lake CC

- Region 18 MVP and Scenic West Athletic Conference Player of the Year
- Led SLCC to a record of 29-5 overall and 14-1 in the SWAC
- Led SLCC to the SWAC and Region 18 titles and to the round of 16 in the NJCAA Tournament
- Averaged 17.4 points, 4.5 rebounds, 4.0 assists and 1.6 steals
- Shot .461 from the field, .393 from three and .908 from the free throw line
- Averaged 10.6 points, 3.1 rebounds, 1.8 assists and 1.1 steals as a freshman
- Shot .452 from the field, .450 from three and .819 from the free throw line
- Earned second-team all-region honors
- Led SLCC to a record of 22-9 overall and 9-6 in the SWAC
- As a senior at Timpanogos High School was second in 5A in scoring at 23.6 points per game
- Also averaged 5.0 rebounds and 4.5 assists as a senior and led the Timberwolves to the state tournament
- Averaged 19.8 points per game as a junior
- Averaged 13.2 points per game as sophomore

Personal

- Parents are Rod and Jill
- Has four siblings
- Served a mission for The Church of Jesus Christ of Latter-day Saints in Brazil

2014-15 GAME-BY-GAME

Opponent	Date	GS	Min	FG	FGA	Pct	3FG	FGA	Pct	FT	FTA	Pct	Off	Def	TR	Avg	PF	FO	A	TO	Blk	Stl	Pts	Avg	
Long Beach State	11/14/14		24	5	7	.714	2	3	.667	6	6	1.000	0	0	0	0.0	3	0	7	2	0	0	18	18.0	
Arkansas-Little Rock	11/18/14		16	2	6	.333	0	3	.000	0	0	.000	0	0	0	0.0	0	0	3	2	0	0	4	11.0	
Southern Virginia	11/19/14	*	2	0	1	.000	0	1	.000	0	0	.000	0	0	0	0.0	0	0	1	1	0	0	0	7.3	
vs. San Diego State	11/24/14																								
vs. Chaminade	11/25/14		10	1	4	.250	1	2	.500	0	0	.000	1	0	1	0.3	2	0	4	3	0	2	3	6.3	
vs. Purdue	11/26/14																								
Eastern Kentucky	11/29/14																								
at Utah State	12/02/14																								
vs. Hawai'i	12/06/14																								
Utah	12/10/14																								
at Weber State	12/13/14																								
Stanford	12/20/14																								
UMass	12/23/14																								
Gonzaga	12/27/14																								
Portland	12/29/14																								
at Santa Clara	01/01/15																								
at San Francisco	01/03/15																								
Pepperdine	01/08/15																								
Loyola Marymount	01/10/15																								
at Pacific	01/15/15																								
at Saint Mary's	01/17/15																								
at San Diego	01/24/15																								
San Francisco	01/29/15																								
Santa Clara	01/31/15																								
at Pepperdine	02/05/15																								
at Loyola Marymount	02/07/15																								
Saint Mary's	02/12/15																								
Pacific	02/14/15																								
San Diego	02/19/15																								
at Portland	02/26/15																								
at Gonzaga	02/28/15																								
Totals			1	52	8	18	.444	3	9	.333	6	6	1.000	1	0	1	0.3	5	0	15	8	0	2	25	6.3

CAREER STATISTICS (ALL GAMES)

Year	GP	GS	Min	Avg	FG	FGA	Pct	3FG	FGA	Pct	FT	FTA	Pct	Off	Def	TR	Avg	PF	FO	A	TO	Blk	Stl	Pts	Avg
2013-14	35	13	528	15.1	84	195	.431	29	93	.312	49	58	.845	6	44	50	1.4	49	0	35	29	1	15	246	7.0
2014-15	4	1	52	13.0	8	18	.444	3	9	.333	6	6	1.000	1	0	1	0.3	5	0	15	8	0	2	25	6.3
TOTAL	39	14	580	14.9	92	213	.432	32	102	.314	55	64	.859	7	44	51	1.3	54	0	50	37	1	17	271	6.9

CAREER STATISTICS (CONFERENCE GAMES)

Year	GP	GS	Min	Avg	FG	FGA	Pct	3FG	FGA	Pct	FT	FTA	Pct	Off	Def	TR	Avg	PF	FO	A	TO	Blk	Stl	Pts	Avg	
2013-14	18	13	346	19.2	52	130	.400	19	64	.297	35	40	.875	5	32	37	2.1	25	0	23	21	1	7	158	8.8	
2014-15																										
TOTAL	18	13	346	19.2	52	130	.400	19	64	.297	35	40	.875	5	32	37	2.1	25	0	23	21	1	7	158	8.8	

#24 • FRANK BARTLEY IV
6-3 • 200 • SO • GUARD



BATON ROUGE, LOUISIANA
FUTURE COLLEGE PREP

2014-15 SEASON — PPG: 1.8 RPG: 2.0 APG: 2.4 SPG: 0.8 BPG: 0.4 FG%: .571 3FG%: .000 FT%: .333

Last Time Out

- Had 2 rebounds and 3 assists vs. Chaminade

In 2014-15 • Sophomore

- Scored 3 points and grabbed 1 rebound in 4 minutes vs. Long Beach State
- Set career-high with 7 assists and added 6 rebounds, 4 points, 4 steals and a career-high 2 blocks against Southern Virginia

In 2013-14 • Freshman

- Posted season highs of 16 points (Mount St. Mary's), 7 rebounds (twice), 6 assists (Prairie View A&M), 2 steals (twice), 6 field goals made (Mount St. Mary's), 3 3-pointers made (Texas), 6 free throws made (twice)
- Scored 14 points and grabbed five rebounds against Utah State on Nov. 30
- Scored 5 points and had 6 assists to go along with 4 rebounds against Prairie View A&M on Dec. 11
- Scored 6 points, grabbed 7 rebounds and had 4 assists against Loyola Marymount on Dec. 28
- Scored in double figures 5 times, hit 3 threes once and led the team in assists twice
- Averaged 3.9 points and 2.1 rebounds and totaled 25 assists and 13 steals

Before BYU

- Played in 2012-13 at Future College Prep for Les Bean

2014-15 GAME-BY-GAME

Opponent	Date	GS	Min	FG	FGA	Pct	3FG	FGA	Pct	FT	FTA	Pct	Off	Def	TR	Avg	PF	FO	A	TO	Blk	Stl	Pts	Avg	
Long Beach State	11/14/14		4	1	2	.500	0	1	.000	1	2	.500	0	1	1	1.0	0	0	0	1	0	0	3	3.0	
Arkansas-Little Rock	11/18/14		4	1	1	1.000	0	0	.000	0	1	.000	0	1	1	1.0	0	0	2	0	0	0	2	2.5	
Southern Virginia	11/19/14		16	2	3	.667	0	0	.000	0	0	.000	0	6	6	2.7	0	0	7	3	2	4	4	3.0	
vs. San Diego State	11/24/14		0	0	0	.000	0	0	.000	0	0	.000	0	0	0	2.0	0	0	0	0	0	0	0	2.3	
vs. Chaminade	11/25/14		11	0	1	.000	0	1	.000	0	0	.000	0	2	2	2.0	2	0	3	1	0	0	0	1.8	
vs. Purdue	11/26/14																								
Eastern Kentucky	11/29/14																								
at Utah State	12/02/14																								
vs. Hawai'i	12/06/14																								
Utah	12/10/14																								
at Weber State	12/13/14																								
Stanford	12/20/14																								
UMass	12/23/14																								
Gonzaga	12/27/14																								
Portland	12/29/14																								
at Santa Clara	01/01/15																								
at San Francisco	01/03/15																								
Pepperdine	01/08/15																								
Loyola Marymount	01/10/15																								
at Pacific	01/15/15																								
at Saint Mary's	01/17/15																								
at San Diego	01/24/15																								
San Francisco	01/29/15																								
Santa Clara	01/31/15																								
at Pepperdine	02/05/15																								
at Loyola Marymount	02/07/15																								
Saint Mary's	02/12/15																								
Pacific	02/14/15																								
San Diego	02/19/15																								
at Portland	02/26/15																								
at Gonzaga	02/28/15																								
Totals			0	35	4	7	.571	0	2	.000	1	3	.333	0	10	10	2.0	2	0	12	5	2	4	9	1.8

CAREER HIGHS

PTS	16 vs. Mount St. Mary's – 11/15/13
1st H	10 vs. Mount St. Mary's – 11/15/13
2nd H	11 vs. Utah State – 11/30/13
REB	7, twice, last vs. LMU – 12/28/13
AST	7 vs. SVU – 11/19/14
STL	2, twice, last vs. North Texas – 12/3/13
BLK	1, 6 times, last vs. Portland – 2/24/14
FGM	6 vs. Mount St. Mary's – 11/15/13
FGA	11 vs. Utah State – 11/30/13
3PM	3 vs. Texas – 11/25/13
3PA	5 vs. Wichita State – 11/26/13
FTM	6, twice, last at UMass – 12/7/13
FTA	8, twice, last at UMass – 12/7/13

MISCELLANEOUS


	14-15	Career
Double-Figure Points	0 (0-0)	6 (4-2)
20-plus Points	0 (0-0)	0 (0-0)
Double-Figure Reb	0 (0-0)	0 (0-0)
Double-Doubles	0 (0-0)	0 (0-0)
3-plus Steals	0 (0-0)	0 (0-0)
3-plus Blocks	0 (0-0)	0 (0-0)
3-plus 3-point FG	0 (0-0)	1 (1-0)
Scoring Leader	0 (0-0)	0 (0-0)
Rebound Leader	0 (0-0)	0 (0-0)
Assist Leader	1 (1-0)	2 (1-1)

CAREER STATISTICS (ALL GAMES)

Year	GP	GS	Min	Avg	FG	FGA	Pct	3FG	FGA	Pct	FT	FTA	Pct	Off	Def	TR	Avg	PF	FO	A	TO	Blk	Stl	Pts	Avg
2013-14	34	0	370	10.9	44	119	.370	12	36	.333	32	62	.516	21	51	72	2.1	26	0	25	15	6	13	132	3.9
2014-15	5	0	35	7.0	4	7	.571	0	2	.000	1	3	.333	0	10	10	2.0	2	0	12	5	2	4	9	1.8
TOTAL	39	0	405	10.4	48	126	.381	12	38	.316	33	65	.508	21	61	82	2.1	28	0	37	20	8	17	141	3.6

CAREER STATISTICS (CONFERENCE GAMES)

Year	GP	GS	Min	Avg	FG	FGA	Pct	3FG	FGA	Pct	FT	FTA	Pct	Off	Def	TR	Avg	PF	FO	A	TO	Blk	Stl	Pts	Avg	
2013-14	17	0	99	5.8	8	33	.242	0	7	.000	2	13	.154	8	13	21	1.2	3	0	11	2	1	3	18	1.1	
2014-15																										
TOTAL	17	0	99	5.8	8	33	.242	0	7	.000	2	13	.154	8	13	21	1.2	3	0	11	2	1	3	18	1.1	

#30 • DALTON NIXON
6-7 • 215 • FR • FORWARDOREM, UTAH
OREM HS

2014-15 SEASON HIGHS

PTS	10 vs. SVU – 11/19/14
1st H	4, twice, last vs. Chaminade – 11/25/14
2nd H	6 vs. SVU – 11/19/14
REB	3, 3 times, last vs. Chaminade – 11/25/14
AST	2, twice, last vs. SDSU – 11/24/14
STL	1 vs. SVU – 11/19/14
BLK	1 vs. Chaminade – 11/25/14
FGM	4 vs. SVU – 11/19/14
FGA	9 vs. SVU – 11/19/14
3PM	—
3PA	2, twice, last vs. Chaminade – 11/25/14
FTM	2 vs. SVU – 11/19/14
FTA	2 vs. SVU – 11/19/14

MISCELLANEOUS

	14-15	Career
Double-Figure Points	1 (1-0)	same
20-plus Points	0 (0-0)	same
Double-Figure Reb	0 (0-0)	same
Double-Doubles	0 (0-0)	same
3-plus Steals	0 (0-0)	same
3-plus Blocks	0 (0-0)	same
3-plus 3-point FG	0 (0-0)	same
Scoring Leader	0 (0-0)	same
Rebound Leader	0 (0-0)	same
Assist Leader	0 (0-0)	same

2014-15 SEASON — PPG: 4.2 RPG: 2.0 APG: 1.2 SPG: 0.2 BPG: 0.2 FG%: .500 3FG%: .000 FT%: 1.000

Last Time Out

- Had 7 points, 3 rebounds, 1 assist and 1 block vs. Chaminade

In 2014-15 • Freshman

- Had 4 points, the first points of his BYU career, against UALR
- Scored 10 points, grabbed 3 boards, 2 assists and a steal vs. SVU

Before BYU

- A four-year letterman playing for Golden Holt at Orem High School
- Orem's all-time leading scorer with 1,367 points and a three-time first-team all-state honoree
- As a senior averaged 20.2 points, 8.9 rebounds, 1.7 assists and 1.1 steals as Orem finished 18-9 overall, 10-2 in region play and advanced to the 4A state championship game
- Named first-team all-state by the Deseret News and the Salt Lake Tribune
- As a junior averaged 17.5 points, 8.2 rebounds, 1.7 assists and 1.3 steals and hit 21 threes as Orem finished 20-4 overall and 13-1 in region play
- Named first-team all-state by the Deseret News and the Salt Lake Tribune, All-Valley by the Daily Herald
- As a sophomore averaged 12.5 points and 5.5 rebounds and hit 33 threes as Orem finished 24-1 overall, 14-0 in region play and won the 4A Utah state title
- Named first-team all-state by the Deseret News and the Salt Lake Tribune and All-Valley by the Daily Herald
- Named the 4A Tournament MVP as a sophomore
- National position recruiting rankings: 51st by ESPN

- Played for the Utah Prospects during the AAU season

Personal

- Parents are Kevin and Stephanie Nixon
- Has two sisters
- His father Kevin Nixon played at BYU from 1991-93
- Also recruited by Arizona State, Creighton, Hawaii, San Diego, San Francisco, Utah, Utah State and Weber State

2014-15 GAME-BY-GAME

Opponent	Date	GS	Min	FG	FGA	Pct	3FG	FGA	Pct	FT	FTA	Pct	Off	Def	TR	Avg	PF	FO	A	TO	Blk	Stl	Pts	Avg
Long Beach State	11/14/14		7	0	1	.000	0	1	.000	0	0	.000	0	1	1	1.0	2	0	0	0	0	0	0	0.0
Arkansas-Little Rock	11/18/14		7	2	3	.667	0	0	.000	0	0	.000	0	0	0	0.5	1	0	1	0	0	0	4	2.0
Southern Virginia	11/19/14		17	4	9	.444	0	2	.000	2	2	1.000	1	2	3	1.3	0	0	2	1	0	1	10	4.7
vs. San Diego State	11/24/14		6	0	0	.000	0	0	.000	0	0	.000	1	2	3	1.8	0	0	2	0	0	0	0	3.5
vs. Chaminade	11/25/14		16	3	5	.600	0	2	.000	1	1	1.000	0	3	3	2.0	3	0	1	1	1	0	7	4.2
vs. Purdue	11/26/14																							
Eastern Kentucky	11/29/14																							
at Utah State	12/02/14																							
vs. Hawai'i	12/06/14																							
Utah	12/10/14																							
at Weber State	12/13/14																							
Stanford	12/20/14																							
UMass	12/23/14																							
Gonzaga	12/27/14																							
Portland	12/29/14																							
at Santa Clara	01/01/15																							
at San Francisco	01/03/15																							
Pepperdine	01/08/15																							
Loyola Marymount	01/10/15																							
at Pacific	01/15/15																							
at Saint Mary's	01/17/15																							
at San Diego	01/24/15																							
San Francisco	01/29/15																							
Santa Clara	01/31/15																							
at Pepperdine	02/05/15																							
at Loyola Marymount	02/07/15																							
Saint Mary's	02/12/15																							
Pacific	02/14/15																							
San Diego	02/19/15																							
at Portland	02/26/15																							
at Gonzaga	02/28/15																							
Totals			0	53	9	18	.500	0	5	.000	3	3	1.000	2	8	10	2.0	6	0	6	2	1	21	4.2

CAREER STATISTICS (ALL GAMES)

Year	GP	GS	Min	Avg	FG	FGA	Pct	3FG	FGA	Pct	FT	FTA	Pct	Off	Def	TR	Avg	PF	FO	A	TO	Blk	Stl	Pts	Avg
2014-15	5	0	53	10.6	9	18	.500	0	5	.000	3	3	1.000	2	8	10	2.0	6	0	6	2	1	1	21	4.2
TOTAL	5	0	53	10.6	9	18	.500	0	5	.000	3	3	1.000	2	8	10	2.0	6	0	6	2	1	1	21	4.2

CAREER STATISTICS (CONFERENCE GAMES)

Year	GP	GS	Min	Avg	FG	FGA	Pct	3FG	FGA	Pct	FT	FTA	Pct	Off	Def	TR	Avg	PF	FO	A	TO	Blk	Stl	Pts	Avg	
2014-15																										
TOTAL																										

#35 • ISAAC NEILSON
6-11 • 225 • FR • FORWARD



MISSION VIEJO, CALIFORNIA
MISSION VIEJO HS

2014-15 SEASON — PPG: 8.8 RPG: 3.8 APG: 0.8 SPG: 0.8 BPG: 0.4 FG%: .536 3FG%: .375 FT%: .688

Last Time Out

- Had 5 points and 5 rebounds vs. Chaminade

- Has three brothers and two sisters

In 2014-15 • Freshman

- Became the first freshman since 2005 to score in double digits in the season opener with 10 points, also grabbed 1 rebound vs. Long Beach State
- Scored 13 points and added 7 rebounds, 2 assists and 4 steals against Southern Virginia
- Totaled 12 points, hit 2 threes and added 4 rebounds, 1 assist and 2 blocks vs. San Diego State

Before BYU

- Played for Troy Roelen at Mission Viejo
- As a senior averaged 15.3 points, 11.3 rebounds and 5.0 blocks while Mission Viejo finished 29-3 overall and 7-1 in league play
- Posted season highs of 29 points, 25 rebounds and 11 blocks
- Named MaxPreps All-State Division II Second Team, All-CIF Southern Section Team Division 2AA, Orange County Register All-County Team
- Named MVP of the 2010 Diablo Inferno Tournament where he averaged 14 points, 12 rebounds and 8 blocks
- As a junior averaged 9.0 points, 9.0 rebounds and 4.5 blocks
- Named first-team All-South Coast Conference

Personal

- Served a two-year mission for The Church of Jesus Christ of Latter-day Saints in Alabama
- Parents are Jim and Janice

2014-15 GAME-BY-GAME

Opponent	Date	GS	Min	FG	FGA	Pct	3FG	FGA	Pct	FT	FTA	Pct	Off	Def	TR	Avg	PF	FO	A	TO	Blk	Stl	Pts	Avg	
Long Beach State	11/14/14		11	2	3	.667	0	0	.000	6	7	.857	1	0	1	1.0	0	0	0	0	0	0	10	10.0	
Arkansas-Little Rock	11/18/14		6	2	5	.400	0	1	.000	0	1	.000	1	1	2	1.5	2	0	1	0	0	0	4	7.0	
Southern Virginia	11/19/14		16	5	8	.625	0	1	.000	3	6	.500	5	2	7	3.3	4	0	2	1	0	4	13	9.0	
vs. San Diego State	11/24/14		22	4	7	.571	2	5	.400	2	2	1.000	1	3	4	3.5	1	0	1	0	2	0	12	9.8	
vs. Chaminade	11/25/14		15	2	5	.400	1	1	1.000	0	0	.000	2	3	5	3.8	2	0	0	0	0	0	5	8.8	
vs. Purdue	11/26/14																								
Eastern Kentucky	11/29/14																								
at Utah State	12/02/14																								
vs. Hawai'i	12/06/14																								
Utah	12/10/14																								
at Weber State	12/13/14																								
Stanford	12/20/14																								
UMass	12/23/14																								
Gonzaga	12/27/14																								
Portland	12/29/14																								
at Santa Clara	01/01/15																								
at San Francisco	01/03/15																								
Pepperdine	01/08/15																								
Loyola Marymount	01/10/15																								
at Pacific	01/15/15																								
at Saint Mary's	01/17/15																								
at San Diego	01/24/15																								
San Francisco	01/29/15																								
Santa Clara	01/31/15																								
at Pepperdine	02/05/15																								
at Loyola Marymount	02/07/15																								
Saint Mary's	02/12/15																								
Pacific	02/14/15																								
San Diego	02/19/15																								
at Portland	02/26/15																								
at Gonzaga	02/28/15																								
Totals			0	70	15	28	.536	3	8	.375	11	16	.688	10	9	19	3.8	9	0	4	1	2	4	44	8.8

CAREER STATISTICS (ALL GAMES)

Year	GP	GS	Min	Avg	FG	FGA	Pct	3FG	FGA	Pct	FT	FTA	Pct	Off	Def	TR	Avg	PF	FO	A	TO	Blk	Stl	Pts	Avg
2014-15	5	0	70	14.0	15	28	.536	3	8	.375	11	16	.688	10	9	19	3.8	9	0	4	1	2	4	44	8.8
TOTAL	5	0	70	14.0	15	28	.536	3	8	.375	11	16	.688	10	9	19	3.8	9	0	4	1	2	4	44	8.8

CAREER STATISTICS (CONFERENCE GAMES)

Year	GP	GS	Min	Avg	FG	FGA	Pct	3FG	FGA	Pct	FT	FTA	Pct	Off	Def	TR	Avg	PF	FO	A	TO	Blk	Stl	Pts	Avg
2014-15																									
TOTAL																									

#41 • LUKE WORTHINGTON
6-10 • 235 • SO • FORWARD



MEQUON, WISCONSIN
HOMESTEAD HS

2014-15 SEASON — PPG: 5.0 RPG: 2.4 APG: 0.0 SPG: 0.6 BPG: 0.0 FG%: .600 3FG%: .000 FT%: .333

Last Time Out

- Had 4 points and 1 board vs. Chaminade

In 2014-15 • Sophomore

- Had 7 points, 4 rebounds and a steal vs. UALR
- Set a career-high in points with 12 and steals with 2, while tying a career-high with 4 rebounds against Southern Virginia

In 2013-14 • Freshman

- Posted season highs of 7 points (Santa Clara), 4 rebounds (at Saint Mary's), 2 field goals made (twice), 3 free throws made (Santa Clara).
- Hit 2 of 3 from the field and 3 of 4 from the free throw line to score 7 points against Santa Clara on Feb. 6
- Grabbed 4 rebounds, including 3 on the offensive end, and scored a point against Saint Mary's on Feb. 15
- Started in games against Portland, San Diego and Loyola Marymount from Feb. 22 until March 8
- Scored 5 points against Portland on Feb. 22
- Scored 4 points against Mount St. Mary's
- Averaged 1.0 points and 0.9 rebounds and shot .462 from the field

Before BYU

- Played for Kevin McKenna at Homestead High School
- Ranked the No. 7 prospect in the class of 2013 in the state of Wisconsin and No. 43 among power forwards nationally by ESPN.com
- One of seven Wisconsin players nominated for the McDonald's All-America Game

- As a senior was a team captain and averaged 13.6 points and 10.0 rebounds per game
- Led Homestead to a record of 13-7 overall and 8-4 in league play
- Named Wisconsin Basketball Coaches Association Division I All-State Honorable Mention
- Named third-team All-Area by the Milwaukee Wisconsin Journal Sentinel
- Named first-team All-North Shore Conference
- As a junior, averaged 12 points, 9 rebounds and 2 blocks
- Led Homestead to a record of 15-5 overall and 10-3 in league play
- Named first-team All-North Shore Conference
- Played for Wisconsin Playground Elite coached by Duane "Ike" Wilson
- Played football at Homestead, was a team captain and helped lead team to the 2012 Wisconsin state title
- Received all-conference, all-region and all-state honors in football
- Recruited by BYU and Wisconsin to play football
- Maintained a GPA above 4.0 and was a member of the National Honor Society

Personal

- Parents are John and Kris Worthington
- Has one brother and two sisters
- Also recruited by Butler, Princeton, Penn, Davidson, Yale, DePaul, Lehigh, Bucknell, Utah State and Saint Louis

2014-15 SEASON HIGHS

PTS	12 vs. SVU – 11/19/14
1st H	8 vs. SVU – 11/19/14
2nd H	4 vs. SVU – 11/19/14
REB	4, twice, last vs. SVU – 11/19/14
AST	—
STL	2 vs. SVU – 11/19/14
BLK	—
FGM	6 vs. SVU – 11/19/14
FGA	7, twice, last vs. SVU – 11/19/14
3PM	—
3PA	—
FTM	1 vs. UALR – 11/18/14
FTA	2 vs. UALR – 11/18/14

CAREER HIGHS

PTS	12 vs. Southern Virginia – 11/19/14
1st H	8 vs. Southern Virginia – 11/19/14
2nd H	4 vs. Southern Virginia – 11/19/14
REB	4, 3x, last vs. SVU – 11/19/14
AST	1, 3 times, last vs. San Diego – 1/4/14
STL	2 vs. Southern Virginia – 11/19/14
BLK	1, twice, last at San Diego – 3/1/14
FGM	6 vs. Southern Virginia – 11/19/14
FGA	7, twice, last vs. SVU – 11/19/14
3PM	—
3PA	—
FTM	3 vs. Santa Clara – 2/6/14
FTA	4 vs. Santa Clara – 2/6/14

MISCELLANEOUS

	14-15	Career
Double-Figure Points	1 (1-0)	1 (1-0)
20-plus Points	0 (0-0)	0 (0-0)
Double-Figure Reb	0 (0-0)	0 (0-0)
Double-Doubles	0 (0-0)	0 (0-0)
3-plus Steals	0 (0-0)	0 (0-0)
3-plus Blocks	0 (0-0)	0 (0-0)
3-plus 3-point FG	0 (0-0)	0 (0-0)
Scoring Leader	0 (0-0)	0 (0-0)
Rebound Leader	0 (0-0)	0 (0-0)
Assist Leader	0 (0-0)	0 (0-0)

2014-15 GAME-BY-GAME

Opponent	Date	GS	Min	FG	FGA	Pct	3FG	FGA	Pct	FT	FTA	Pct	Off	Def	TR	Avg	PF	FO	A	TO	Blk	Stl	Pts	Avg	
Long Beach State	11/14/14	*	13	1	2	.500	0	0	.000	0	0	.000	1	1	2	2.0	2	0	0	1	0	0	2	2.0	
Arkansas-Little Rock	11/18/14	*	16	3	7	.429	0	0	.000	1	2	.500	1	3	4	3.0	2	0	0	0	0	1	7	4.5	
Southern Virginia	11/19/14	*	13	6	7	.857	0	0	.000	0	1	.000	4	0	4	3.3	2	0	0	3	0	2	12	7.0	
vs. San Diego State	11/24/14	*	8	0	1	.000	0	0	.000	0	0	.000	0	1	1	2.8	3	0	0	1	0	0	0	5.3	
vs. Chaminade	11/25/14	*	8	2	3	.667	0	0	.000	0	0	.000	1	0	1	2.4	1	0	0	1	0	0	4	5.0	
vs. Purdue	11/26/14																								
Eastern Kentucky	11/29/14																								
at Utah State	12/02/14																								
vs. Hawai'i	12/06/14																								
Utah	12/10/14																								
at Weber State	12/13/14																								
Stanford	12/20/14																								
UMass	12/23/14																								
Gonzaga	12/27/14																								
Portland	12/29/14																								
at Santa Clara	01/01/15																								
at San Francisco	01/03/15																								
Pepperdine	01/08/15																								
Loyola Marymount	01/10/15																								
at Pacific	01/15/15																								
at Saint Mary's	01/17/15																								
at San Diego	01/24/15																								
San Francisco	01/29/15																								
Santa Clara	01/31/15																								
at Pepperdine	02/05/15																								
at Loyola Marymount	02/07/15																								
Saint Mary's	02/12/15																								
Pacific	02/14/15																								
San Diego	02/19/15																								
at Portland	02/26/15																								
at Gonzaga	02/28/15																								
Totals			5	58	12	20	.600	0	0	.000	1	3	.333	7	5	12	2.4	10	0	0	6	0	3	25	5.0

CAREER STATISTICS (ALL GAMES)

Year	GP	GS	Min	Avg	FG	FGA	Pct	3FG	FGA	Pct	FT	FTA	Pct	Off	Def	TR	Avg	PF	FO	A	TO	Blk	Stl	Pts	Avg
2013-14	31	3	251	8.1	12	26	.462	0	0	.000	8	20	.400	13	16	29	0.9	56	2	4	14	2	4	32	1.0
2014-15	5	5	58	11.6	12	20	.600	0	0	.000	1	3	.333	7	5	12	2.4	10	0	0	6	0	3	25	5.0
TOTAL	36	8	309	8.6	24	46	.522	0	0	.000	9	23	.391	20	21	41	1.1	66	2	4	20	2	7	57	1.6

CAREER STATISTICS (CONFERENCE GAMES)

Year	GP	GS	Min	Avg	FG	FGA	Pct	3FG	FGA	Pct	FT	FTA	Pct	Off	Def	TR	Avg	PF	FO	A	TO	Blk	Stl	Pts	Avg	
2013-14	16	2	147	9.2	5	10	.500	0	0	.000	7	12	.583	11	8	19	1.2	33	2	2	7	2	4	17	1.1	
2014-15																										
TOTAL	16	2	147	9.2	5	10	.500	0	0	.000	7	12	.583	11	8	19	1.2	33	2	2	7	2	4	17	1.1	

#44 • CORBIN KAUFUSI
6-10 • 245 • FR • CENTER



PROVO, UTAH
TIMPVIEW HS

2014-15 SEASON — PPG: 4.2 RPG: 3.8 APG: 0.2 SPG: 0.0 BPG: 0.6 FG%: .417 3FG%: .000 FT%: .524

Last Time Out

- Had career-bests of 8 points, 6 rebounds and 2 blocks vs. Chaminade

• An Eagle Scout

In 2014-15 • Freshman

- Had 5 points and 4 boards vs. UALR
- Tied his season-high with 5 points, 4 rebounds and 1 assist vs. SVU

Before BYU

- Coached by Perry Wildeboer at Timpview High School
- As a junior averaged 11.6 points while helping Timpview to a record of 19-6
- As a sophomore helped Timpview win the 4A state title and finish with a record of 19-7
- Played in the 2011 All-Valley Basketball All-Star Classic
- Played football and helped Timpview win state titles in 2008 and 2009
- Second-team all-state in football in 2011
- A member of the National Honors Society and a four-year academic honoree
- Also recruited by Stanford to play football

Personal

- Parents are Steve (an assistant coach on the BYU football team) and Michelle and has four siblings
- Brother Bronson plays football at BYU and played basketball for the Cougars in 2012-13
- Served a two-year mission for The Church of Jesus Christ of Latter-day Saints in South Korea

2014-15 SEASON HIGHS

PTS	8 vs. Chaminade – 11/25/14
1st H	3, twice, last vs. SDSU – 11/24/14
2nd H	8 vs. Chaminade – 11/25/14
REB	6 vs. Chaminade – 11/25/14
AST	1 vs. SVU – 11/19/14
STL	—
BLK	2 vs. Chaminade – 11/25/14
FGM	2, twice, last vs. Chaminade – 11/25/14
FGA	5 vs. Chaminade – 11/25/14
3PM	—
3PA	—
FTM	5 vs. SVU – 11/19/14
FTA	9 vs. SVU – 11/19/14

MISCELLANEOUS

	14-15	Career
Double-Figure Points	0 (0-0)	same
20-plus Points	0 (0-0)	same
Double-Figure Reb	0 (0-0)	same
Double-Doubles	0 (0-0)	same
3-plus Steals	0 (0-0)	same
3-plus Blocks	0 (0-0)	same
3-plus 3-point FG	0 (0-0)	same
Scoring Leader	0 (0-0)	same
Rebound Leader	0 (0-0)	same
Assist Leader	0 (0-0)	same

2014-15 GAME-BY-GAME

Opponent	Date	GS	Min	FG	FGA	Pct	3FG	FGA	Pct	FT	FTA	Pct	Off	Def	TR	Avg	PF	FO	A	TO	Blk	Stl	Pts	Avg	
Long Beach State	11/14/14		6	0	1	.000	0	0	.000	0	0	.000	1	0	1	1.0	3	0	0	1	0	0	0	0.0	
Arkansas-Little Rock	11/18/14		12	2	4	.500	0	0	.000	1	3	.333	3	1	4	2.5	2	0	0	1	0	0	5	2.5	
Southern Virginia	11/19/14		10	0	0	.000	0	0	.000	5	9	.556	0	4	4	3.0	1	0	1	2	0	0	5	3.3	
vs. San Diego State	11/24/14		15	1	3	.333	0	0	.000	1	4	.250	2	2	4	3.3	4	0	0	0	1	0	3	3.3	
vs. Chaminade	11/25/14		12	2	4	.500	0	0	.000	4	5	.800	4	2	6	3.8	2	0	0	3	2	0	8	4.2	
vs. Purdue	11/26/14																								
Eastern Kentucky	11/29/14																								
at Utah State	12/02/14																								
vs. Hawai'i	12/06/14																								
Utah	12/10/14																								
at Weber State	12/13/14																								
Stanford	12/20/14																								
UMass	12/23/14																								
Gonzaga	12/27/14																								
Portland	12/29/14																								
at Santa Clara	01/01/15																								
at San Francisco	01/03/15																								
Pepperdine	01/08/15																								
Loyola Marymount	01/10/15																								
at Pacific	01/15/15																								
at Saint Mary's	01/17/15																								
at San Diego	01/24/15																								
San Francisco	01/29/15																								
Santa Clara	01/31/15																								
at Pepperdine	02/05/15																								
at Loyola Marymount	02/07/15																								
Saint Mary's	02/12/15																								
Pacific	02/14/15																								
San Diego	02/19/15																								
at Portland	02/26/15																								
at Gonzaga	02/28/15																								
Totals			0	55	5	12	.417	0	0	.000	11	21	.524	10	9	19	3.8	12	0	1	7	3	0	21	4.2

CAREER STATISTICS (ALL GAMES)

Year	GP	GS	Min	Avg	FG	FGA	Pct	3FG	FGA	Pct	FT	FTA	Pct	Off	Def	TR	Avg	PF	FO	A	TO	Blk	Stl	Pts	Avg
2014-15	5	0	55	11.0	5	12	.417	0	0	.000	11	21	.524	10	9	19	3.8	12	0	1	7	3	0	21	4.2
TOTAL	5	0	55	11.0	5	12	.417	0	0	.000	11	21	.524	10	9	19	3.8	12	0	1	7	3	0	21	4.2

CAREER STATISTICS (CONFERENCE GAMES)

Year	GP	GS	Min	Avg	FG	FGA	Pct	3FG	FGA	Pct	FT	FTA	Pct	Off	Def	TR	Avg	PF	FO	A	TO	Blk	Stl	Pts	Avg	
2014-15																										
TOTAL																										

Official Basketball Box Score -- Game Totals -- Final Statistics
BYU vs Chaminade
11-25-14 11:30 a.m. at Lahaina Civic Center, Maui, Hawaii

BYU 121 • 4-1

#	Player	Total		3-Ptr	FT-FTA	Rebounds			PF	TP	A	TO	Blk	Stl	Min
		FG-FGA	FG-FGA			Off	Def	Tot							
33	AUSTIN, Nate	f	1-1	0-0	2-2	1	6	7	1	4	3	0	0	0	17
41	WORTHINGTON, Luke	f	2-3	0-0	0-0	1	0	1	1	4	0	1	0	0	8
01	FISCHER, Chase	g	10-14	10-13	0-0	0	0	0	2	30	3	0	0	1	23
03	HAWS, Tyler	g	6-7	1-2	6-6	1	0	1	2	19	3	0	0	0	16
05	COLLINSWORTH, Kyle	g	4-10	0-0	6-7	3	5	8	1	14	6	3	0	3	21
02	ELLIS, Jordan	g	0-0	0-0	0-0	0	2	2	0	0	1	0	0	0	5
10	ANDRUS, Ryan	g	0-0	0-0	0-0	0	1	1	0	0	0	1	0	0	3
12	SHARP, Josh	g	0-0	0-0	1-2	1	1	2	2	1	0	0	0	2	7
15	TOOLSON, Jake	g	3-9	2-5	0-0	0	2	2	0	8	1	0	0	0	12
20	WINDER, Anson	g	7-11	2-3	2-3	1	7	8	3	18	3	2	1	2	24
23	HALFORD, Skyler	g	1-4	1-2	0-0	1	0	1	2	3	4	3	0	2	10
24	BARTLEY IV, Frank	g	0-1	0-1	0-0	0	2	2	2	0	3	1	0	0	11
30	NIXON, Dalton	g	3-5	0-2	1-1	0	3	3	3	7	1	1	1	0	16
35	NEILSON, Isaac	g	2-5	1-1	0-0	2	3	5	2	5	0	0	0	0	15
44	KAUFUSI, Corbin	g	2-4	0-0	4-5	4	2	6	2	8	0	3	2	0	12
	Team					0	1	1							
Totals			41-74	17-29	22-26	15	35	50	23	121	28	15	4	10	200

FG % 1st Half: 23-37 62.2% 2nd half: 18-37 48.6% Game: 41-74 55.4% Deadball
 3FG % 1st Half: 14-18 77.8% 2nd half: 3-11 27.3% Game: 17-29 58.6% Rebounds
 FT % 1st Half: 6-8 75.0% 2nd half: 16-18 88.9% Game: 22-26 84.6% 0

Chaminade 85 • 2-2

#	Player	Total		3-Ptr	FT-FTA	Rebounds			PF	TP	A	TO	Blk	Stl	Min
		FG-FGA	FG-FGA			Off	Def	Tot							
25	Eteuati, Frankie	f	3-8	0-1	2-4	1	4	5	2	8	1	0	2	0	19
05	Bailey, Lee	g	2-6	1-1	5-6	0	4	4	2	10	2	5	0	2	25
14	Kuany, Kuany	g	5-13	1-3	3-4	1	3	4	3	14	2	2	1	0	29
23	Hu, Kevin	g	2-5	1-2	3-5	0	0	0	4	8	0	2	0	1	14
33	Shastri, Kiran	g	4-11	3-10	5-6	0	2	2	1	16	1	2	1	2	26
01	Boyd, De'Von	g	1-3	0-1	2-2	0	0	0	0	4	0	0	1	0	6
02	Pu'ulei-Auld, Kahanu	g	2-5	0-1	0-0	1	1	2	2	4	1	1	0	2	11
03	Harper, James	g	2-6	1-1	1-3	2	2	4	1	6	1	1	0	0	15
10	Mathew, AJ	g	0-1	0-0	0-0	0	0	0	0	0	1	0	0	1	8
11	Ware, David	g	6-7	3-3	0-0	1	1	2	3	15	1	1	0	1	18
12	Rosen, Arnu	g	0-0	0-0	0-0	0	1	1	2	0	0	0	0	0	4
15	Sakazaki, Michael	g	0-2	0-0	0-0	0	1	1	1	0	0	0	0	0	4
22	Louder, Michael	g	0-2	0-0	0-0	2	0	2	3	0	0	1	1	0	16
24	Pedroso, Oscar	g	0-3	0-2	0-0	0	0	0	0	0	0	0	0	1	5
	Team					8	3	11							
Totals			27-72	10-25	21-30	16	22	38	24	85	10	15	6	10	200

FG % 1st Half: 14-36 38.9% 2nd half: 13-36 36.1% Game: 27-72 37.5% Deadball
 3FG % 1st Half: 7-13 53.8% 2nd half: 3-12 25.0% Game: 10-25 40.0% Rebounds
 FT % 1st Half: 8-16 50.0% 2nd half: 13-14 92.9% Game: 21-30 70.0% 3

Officials: Dick Cartnell, Wally Rutecki, Sean Hull
 Technical fouls: BYU-None. Chaminade-None.

Attendance: 2400

Chase Fischer's 10 3 pointers ties EA Sports Maui Invitational record, tying Notre Dame's Kyle McAlarney (2008) and Chaminade's Christophe Varidel (2013)
 Fischer's 10 3 pointers also breaks BYU school record of 9 (Jimmer Fredette)

Score by periods	1st	2nd	Total
BYU	66	55	121
Chaminade	43	42	85

THE STAT CREW SYSTEM
BYU Combined Team Statistics (as of Nov 25, 2014)
All games

RECORD:	OVERALL	HOME	AWAY	NEUTRAL
ALL GAMES	4-1	3-0	0-0	1-1
CONFERENCE	0-0	0-0	0-0	0-0
NON-CONFERENCE	4-1	3-0	0-0	1-1

#	Player	gp-gs	min	avg	Total		3-Point		F-Throw		Rebounds				pf	dq	a	to	blk	stl	pts	avg
					fg-fga	fg%	3fg-fga	3fg%	ft-fa	ft%	off	def	tot	avg								
03	HAWS, Tyler	5-5	144	28.8	31-65	.477	9-22	.409	26-29	.897	4	9	13	2.6	8	0	11	11	1	6	97	19.4
01	FISCHER, Chase	5-5	140	28.0	29-57	.509	21-41	.512	8-10	.800	0	9	9	1.8	9	0	14	9	1	4	87	17.4
20	WINDER, Anson	5-0	118	23.6	24-46	.522	7-16	.438	8-12	.667	3	21	24	4.8	11	0	9	3	3	6	63	12.6
05	COLLINSWORTH, Kyl	4-4	96	24.0	16-35	.457	1-3	.333	13-19	.684	8	17	25	6.3	11	0	19	14	0	8	46	11.5
35	NEILSON, Isaac	5-0	70	14.0	15-28	.536	3-8	.375	11-16	.688	10	9	19	3.8	9	0	4	1	2	4	44	8.8
23	HALFORD, Skyler	4-1	52	13.0	8-18	.444	3-9	.333	6-6	1.000	1	0	1	0.3	5	0	15	8	0	2	25	6.3
15	TOOLSON, Jake	5-0	52	10.4	9-19	.474	8-14	.571	0-0	.000	1	13	14	2.8	3	0	6	2	0	5	26	5.2
41	WORTHINGTON, Luke	5-5	58	11.6	12-20	.600	0-0	.000	1-3	.333	7	5	12	2.4	10	0	0	6	0	3	25	5.0
44	KAUFUSI, Corbin	5-0	55	11.0	5-12	.417	0-0	.000	11-21	.524	10	9	19	3.8	12	0	1	7	3	0	21	4.2
30	NIXON, Dalton	5-0	53	10.6	9-18	.500	0-5	.000	3-3	1.000	2	8	10	2.0	6	0	6	2	1	1	21	4.2
33	AUSTIN, Nate	5-5	110	22.0	6-12	.500	1-3	.333	5-6	.833	9	26	35	7.0	12	1	6	1	2	4	18	3.6
12	SHARP, Josh	4-0	26	6.5	3-3	1.000	0-0	.000	2-4	.500	5	2	7	1.8	5	0	1	0	1	3	8	2.0
24	BARTLEY IV, Frank	5-0	35	7.0	4-7	.571	0-2	.000	1-3	.333	0	10	10	2.0	2	0	12	5	2	4	9	1.8
10	ANDRUS, Ryan	3-0	20	6.7	1-2	.500	0-1	.000	1-2	.500	1	3	4	1.3	1	0	1	1	0	0	3	1.0
02	ELLIS, Jordan	2-0	21	10.5	1-1	1.000	0-0	.000	0-0	.000	0	2	2	1.0	1	0	1	0	0	0	2	1.0
Team											11	4	15				1					
Total.....		5	1050		173-343	.504	53-124	.427	96-134	.716	72	147	219	43.8	105	1	106	71	16	50	495	99.0
Opponents.....		5	1050		131-322	.407	41-113	.363	74-111	.667	64	117	181	36.2	111	1	60	89	23	38	377	75.4

TEAM STATISTICS	BYU	OPP	Date	Opponent	Score	Att.
SCORING	495	377	11/14/14	LONG BEACH STATE	w 95-90	16778
Points per game	99.0	75.4	11/18/14	ARKANSAS-LITTLE ROCK	w 91-62	12469
Scoring margin	+23.6	-	11/19/14	SOUTHERN VIRGINIA	w 101-48	13099
FIELD GOALS-ATT	173-343	131-322	11-24-14	vs SAN DIEGO STATE	Lo2 87-92	2400
Field goal pct	.504	.407	11-25-14	vs Chaminade	w 121-85	2400
3 POINT FG-ATT	53-124	41-113				
3-point FG pct	.427	.363				
3-pt FG made per game	10.6	8.2				
FREE THROWS-ATT	96-134	74-111				
Free throw pct	.716	.667				
F-Throws made per game	19.2	14.8				
REBOUNDS	219	181				
Rebounds per game	43.8	36.2				
Rebounding margin	+7.6	-				
ASSISTS	106	60				
Assists per game	21.2	12.0				
TURNOVERS	71	89				
Turnovers per game	14.2	17.8				
Turnover margin	+3.6	-				
Assist/turnover ratio	1.5	0.7				
STEALS	50	38				
Steals per game	10.0	7.6				
BLOCKS	16	23				
Blocks per game	3.2	4.6				
ATTENDANCE	42346	4800				
Home games-Avg/Game	3-14115	0-0				
Neutral site-Avg/Game	-	2-2400				

* - Conference game

Score by Periods	1st	2nd	OT	OT2	Totals
BYU	231	244	9	11	495
Opponents	181	171	9	16	377