

BYU BASKETBALL

Kyle Chilton, BYU Athletic Communications | O: (801) 422-4909 | C: (801) 372-2080 | kyle_chilton@byu.edu | 30 Smith Fieldhouse • Provo, UT • 84602

BYU 2014-15 SCHEDULE

O29	Wed	Cougar Tipoff	BYUtv		
N1	Sat	Colorado School of Mines (Exh)	BYUtv	W, 82-64	
N8	Sat	Seattle Pacific (Exh)	BYUtv	W, 75-44	
N14	Fri	Long Beach State	BYUtv	W, 95-90	
N18	Tue	Arkansas-Little Rock*	BYUtv	W, 91-62	
N19	Wed	Southern Virginia	BYUtv	W, 101-48	
N24	Mon	vs. No. 15 San Diego State*	ESPN2 L, 87-92 (20T)		
N25	Tue	vs. Chaminade*	ESPN2 W, 121-85		
N26	Wed	vs. Purdue*	ESPN2 L, 85-87 (OT)		
N29	Sat	Eastern Kentucky	BYUtv	W, 90-76	
D2	Tue	at Utah State	CBS SN	W, 91-81	
D6	Sat	vs. Hawai'i#	BYUtv	W, 90-70	
D10	Wed	No. 13 Utah	ESPNU L, 61-65		
D13	Sat	at Weber State	KJZZ	W, 76-60	
D20	Sat	Stanford	ESPNU W, 79-77		
D23	Tue	UMass	BYUtv W, 77-71 (OT)		
D27	Sat	No. 8 Gonzaga	ESPN2 L, 80-87		
D29	Mon	Portland	BYUtv	W, 97-88	
J1	Thu	at Santa Clara	BYUtv	W, 81-46	
J3	Sat	at San Francisco	ROOT/CSN BA W, 99-68		
J8	Thu	Pepperdine	ESPNU L, 61-67		
J10	Sat	Loyola Marymount	BYUtv	W, 85-72	
J15	Thu	at Pacific	ESPNU W, 93-80		
J17	Sat	at Saint Mary's	ESPN2 L, 77-82		
J24	Sat	at San Diego	TWC/Root L, 74-77		
J29	Thu	San Francisco	ESPNU W, 78-74		
J31	Sat	Santa Clara	BYUtv	7 p.m.	
F5	Thu	at Pepperdine	TWC	8 p.m.	
F7	Sat	at Loyola Marymount	TWC/Root/CSN CA	1 p.m.	
F12	Thu	Saint Mary's	ESPN or ESPN2	7 p.m.	
F14	Sat	Pacific	BYUtv	7 p.m.	
F19	Thu	San Diego	ESPNU	8 p.m.	
F26	Thu	at Portland	Root	7 p.m.	
F28	Sat	at Gonzaga	ESPN or ESPN 2	TBA	

^ Exhibition
 * EA SPORTS Maui Invitational
 # at EnergySolutions Arena
 All times local to site

SOCIAL MEDIA

Website: www.BYUcougars.com
 Facebook: [/BYUbasketball](https://www.facebook.com/BYUbasketball) | [/BYUcougars](https://www.facebook.com/BYUcougars)
 Twitter: [@BYUbasketball](https://twitter.com/BYUbasketball) | [@BYUcougars](https://twitter.com/BYUcougars)
 Instagram: [BYUcougars](https://www.instagram.com/BYUcougars)
 Vine: [BYUcougars](https://vine.co/BYUcougars)
 Hashtag: [#BYUhoops](https://twitter.com/BYUhoops)

Follow @BYUgamenotes on Twitter for in-game Cougar achievements, milestones and notes.



Santa Clara (11-11, 5-5 WCC) BRONCOS

Head Coach: Kerry Keating
 Alma Mater: Seton Hall, 1993
 Division I Career Record: 125-132 (8th)
 Record at Santa Clara: Same

GAME INFORMATION

TV: BYUtv
 TV Talent: Dave McCann (play-by-play), Blaine Fowler (analyst), Spencer Linton (sideline)
 Live Video: BYUtvSports.com
 Radio: Cougar IMG Sports Network, KSL 102.7 FM / 1160 AM
 Radio Talent: Greg Wrubell (play-by-play), Mark Durrant (analyst)
 Live Stats: BYUcougars.com

SERIES INFORMATION

Series Record: BYU leads 22-5
 Last Meeting: BYU won 81-46, 1/1/15
 H/A/N: 12-2/9-3/1-0




BYU (16-7, 6-4 WCC) COUGARS

Head Coach: Dave Rose
 Alma Mater: Houston, 1983
 Division I Career Record: 248-85 (10th)
 Record at BYU: Same

BYU STORYLINES

- BYU is 16-7 in Dave Rose's 10th season. Rose is BYU's all-time leader in winning percentage at 74.5 percent and second in career wins at 248. He has led the Cougars to nine-straight 20-win seasons and nine-straight postseason appearances (7 NCAA tournament appearances and 2 NITs).
- Tyler Haws, the 2013-14 West Coast Conference Player of the Year, has been named preseason All-WCC, to the Wooden Award Midseason Top 25, the Naismith Trophy preseason Top 50 and a candidate for the Senior CLASS Award. He is currently first in the WCC and second nationally in scoring at 22.7 ppg.
- Kyle Collinsworth has tied the NCAA record for triple-doubles in a season with four (against Hawai'i, Gonzaga, at San Francisco and at Pacific). He also has eight double-doubles on the year.

BYU'S PROJECTED STARTING LINEUP (BASED ON PREVIOUS GAME)



#5 | Kyle Collinsworth
 Guard
 6-6 | 210 | Jr.
 Provo, Utah
 Provo HS

GP/GS	MPG	Pts	Reb	Ast	Stl	FG%	3PT%	FT%
22/22	30.0	12.5	8.2	5.7	2.1	.469	.278	.733

Last Game: Finished with 8 points, 6 rebounds, 5 assists and 2 steals vs. San Francisco
Notes: Preseason All-WCC ... named WCC Player of the Week on Dec. 8 ... has eight double-doubles, four triple-doubles on the season ... top 60 in the nation in rebounds, assists and steals



#1 | Chase Fischer
 Guard
 6-3 | 195 | Jr.
 Ripley, West Virginia
 Wake Forest

GP/GS	MPG	Pts	Reb	Ast	Stl	FG%	3PT%	FT%
23/23	27.6	13.5	2.1	2.4	0.8	.436	.414	.795

Last Game: Totaled 6 points, 3 assists, 2 rebounds and 1 steal vs. San Francisco
Notes: Has scored in double figures 15 times this season ... made a BYU record 10 3s against Chaminade ... leads the team with 70 made threes, 9th all-time at BYU in a single season



#3 | Tyler Haws
 Guard
 6-5 | 195 | Sr.
 Alpine, Utah
 Lone Peak HS

GP/GS	MPG	Pts	Reb	Ast	Stl	FG%	3PT%	FT%
23/23	32.2	22.7	4.4	2.4	1.0	.483	.367	.886

Last Game: Totaled 28 points, 4 rebounds, 3 steals and an assist vs. San Francisco
Notes: First in the WCC, second in the nation in scoring ... has 3 30-point games this season ... has scored 20-plus points 16 times ... third all-time in scoring at BYU ... has scored 20-plus points in 7-straight games



#20 | Anson Winder
 Guard
 6-3 | 190 | Sr.
 Las Vegas, Nevada
 Bishop Gorman HS

GP/GS	MPG	Pts	Reb	Ast	Stl	FG%	3PT%	FT%
21/7	27.8	14.3	4.0	2.1	1.3	.498	.371	.725

Last Game: Totaled 11 points, 4 rebounds and 2 steals vs. San Francisco
Notes: Has scored in double figures 14 times and reached 20 points twice ... second on the team in scoring and steals



#44 | Corbin Kaufusi
 Center
 6-10 | 245 | Fr.
 Provo, Utah
 Timpview HS

GP/GS	MPG	Pts	Reb	Ast	Stl	FG%	3PT%	FT%
22/1	14.1	3.2	3.3	0.1	0.3	.553	.000	.560


Last Game: Posted 5 points, 5 rebounds and 2 blocks in his first career start vs. San Francisco
Notes: Leads BYU in field goal percentage and blocked shots

OFF THE BYU BENCH

No.	Name	Pos.	Ht.	Wt.	Yr.	Pts.	Reb.	Hometown (Previous School)	Notes
2	Jordan Ellis	G	6-1	180	Jr.	0.3	0.4	Medford, Ore. (Portland State)	Did not play vs. San Francisco
10	Ryan Andrus	F	6-11	215	Fr.	1.3	0.7	American Fork, Utah (American Fork HS)	Had 2 points and 1 rebound vs. San Francisco
12	Josh Sharp	F	6-7	190	Sr.	1.2	1.3	Highland, Utah (Utah)	Did not play vs. San Francisco
15	Jake Toolson	G	6-5	215	Fr.	3.1	1.8	Gilbert, Ariz. (Highland HS)	Finished with 2 points and 2 rebounds vs. San Francisco
23	Skyler Halford	G	6-1	175	Sr.	6.5	1.6	Orem, Utah (SLCC)	Totaled 8 points, 2 assists and 1 rebound vs. San Francisco
24	Frank Bartley IV	G	6-3	200	So.	1.8	1.5	Baton Rouge, La. (Future College Prep)	Had 3 points and 3 rebounds vs. San Francisco
30	Dalton Nixon	F	6-7	215	Fr.	2.6	2.1	Orem, Utah (Orem HS)	Posted 3 rebounds and 2 assists vs. San Francisco
33	Nate Austin	F	6-11	230	Sr.	3.0	5.6	Alpine, Utah (Lone Peak HS)	Out with a torn right hamstring since Dec. 10
35	Isaac Neilson	C	6-11	225	Fr.	3.8	2.5	Mission Viejo, Calif. (Mission Viejo HS)	Posted 4 points and 2 rebounds vs. San Francisco
41	Luke Worthington	F	6-10	235	So.	2.4	2.0	Mequon, Wis. (Homestead HS)	Totaled 2 rebounds and 1 point vs. San Francisco

CAREER HIGHLIGHTS

- 248-85 overall record (second all-time at BYU in wins) for a BYU record .745 winning percentage
- Currently 11th among active coaches in the NCAA in career winning percentage (as of Jan. 29, 2015)
- Reached 200 career victories in his 259th game as a head coach, 15th fastest in NCAA history
- With 232 victories through nine seasons is fifth all-time for best career starts by wins in NCAA history
- With 209 victories through first eight seasons is fourth all-time for best career starts by wins in NCAA history
- With 185 victories through first seven seasons is fourth all-time for best career starts by wins in NCAA history
- With 159 victories through first six seasons is tied for third all-time for best career starts by wins in NCAA history
- With 127 victories through five seasons is sixth all-time for best career starts by wins in NCAA history
- Streak of nine-consecutive 20-win seasons is tied for 20th all-time in NCAA history and tied for the 10th longest current streak
- Four Mountain West Conference regular season titles, a BYU and MWC record
- Three-time MWC Coach of the Year (2006, 2007, 2011)
- Two-time USBWA District VIII Coach of the Year (2006, 2011)
- Naismith Coach of the Year Finalist in 2011
- Honorable Mention for National Coach of the Year by Scout.com (2006)
- Seven trips to the NCAA tournament (a BYU record), including six-consecutive trips from 2007 to 2012 (a BYU record)
- Six-consecutive 25-win seasons (2006-11), and nine-consecutive 20-win seasons, both BYU records
- Holds top two spots for wins in a season in BYU history with 32 in 2010-11 and 30 in 2009-10
- Only BYU coach to win at least 20 games in each of his first nine seasons
- Took BYU to the Sweet 16 in 2011 for the first time since 1981
- Coached Jimmer Fredette, the 2011 Consensus National Player of the Year
- Inducted into the Dixie State Athletics Hall of Fame on Sept. 14, 2013



COACHING EXPERIENCE

- BYU Head Coach (2005-present)
- BYU Associate Head Coach (2000-2005)
- BYU Assistant Coach (1997-2000)
- Dixie State Head Coach (1990-1997)
- Dixie State Assistant Coach (1987-1990)
- Assistant coach at Pine View High School (1986-87)
- Head coach at Millard High School (1983-86)

SERVICE

- A member of the National Coaches vs. Cancer Council
- Assisting with the Hope Lodge, a facility to be constructed in Salt Lake City to house families of cancer patients
- NABC Game Pillar Award for Service in 2008
- 63rd recipient of the Dale Rex Memorial Award
- Honorary Chair of the Children with Cancer Christmas Foundation
- Was the first coach in the state of Utah to participate in the American Cancer Society's nationwide Coaches vs. Cancer campaign
- Lobbied before Congress for more funding for cancer research in September 2010

EDUCATION

- Houston (1983, B.A.)

PLAYING CAREER

- Played baseball and basketball at Dixie State College
- Played for Houston from 1980-83 (played in 1980-81 and 82-83, redshirted in 1981-82)
- Co-Captain on the famous "Phi-Slamma Jamma" team that featured Hakeem (then Akeem) Olajuwon and Clyde Drexler
- Helped Houston achieve a No. 1 ranking and reach the national championship game in 1983

MISSION

- Manchester England (1977-79)

PERSONAL/FAMILY

- Wife: Cheryl
- Children: Daughter Chanell and husband Brock Reichner, son Garrett and wife Brooke, daughter Taylor
- Dave and Cheryl Rose have seven grandchildren

ROSE'S BYU COACHING LEDGER

Season	Overall	Pct.	Home	Pct.	Away	Pct.	Neutral	Pct.	Conf.	Pct.	Tourney	NCAA/NIT
05-06	20-9	.690	14-1	.933	5-7	.417	1-2	.500	12-4	.750	0-1	0-1 NIT
06-07	25-9	.735	17-0	1.000	6-7	.462	2-2	.500	13-3	.813	2-1	0-1 NCAA
07-08	27-8	.771	16-0	1.000	9-3	.615	3-3	.500	14-2	.875	2-1	0-1 NCAA
08-09	25-8	.758	14-2	.875	8-5	.750	2-3	.400	12-4	.750	1-1	0-1 NCAA
09-10	30-6	.833	15-1	.938	10-4	.714	5-1	.833	13-3	.813	1-1	1-1 NCAA
10-11	32-5	.865	13-1	.929	10-1	.909	9-3	.750	14-2	.875	2-1	2-1 NCAA
11-12	26-9	.743	13-3	.813	8-3	.727	5-3	.625	12-4	.750	1-1	1-1 NCAA
12-13	24-12	.667	15-3	.833	7-5	.583	2-4	.333	10-6	.625	0-1	3-1 NIT
13-14	23-12	.657	14-1	.933	5-8	.385	4-3	.571	13-5	.722	2-1	0-1 NCAA
14-15	16-7	.696	9-3	.750	5-2	.714	2-2	.500	6-4	.600	0-0	0-0
Totals	248-85	.745	140-15	.903	73-45	.619	35-25	.583	119-37	.763	11-9	7-9

TOP CAREER START BASED ON CURRENT NUMBER OF YEARS (THROUGH 2013-14)

Coch, School	Yrs.	W	L	Pct.
Brad Underwood, Stephen F. Austin	1	32	3	.914
Kevin Ollie, UConn	2	52	18	.743
Steve Prohm, Murray State	3	75	23	.765
Fred Hoiberg, Iowa State	4	90	47	.657
Andy Toole, Robert Morris	4	90	50	.643
Shaka Smart, VCU	5	137	46	.749
John Groce, Illinois	6	128	84	.604
Buzz Williams, Virginia Tech	7	153	86	.640
Tim Cluess, Iona	8	190	68	.736
Dave Rose, BYU	9	232	78	.748
Sean Miller, Arizona	10	249	95	.724
Jamie Dixon, Pittsburgh	11	288	96	.750
Mike Anderson, Arkansas	12	259	137	.654
Randy Bennett, Saint Mary's	13	286	137	.676
Thad Matta, Ohio State	14	377	114	.768
Mark Few, Gonzaga	15	403	100	.801

BEST CAREER STARTS BY WINS, 9 SEASONS

Coch, School	Date	W	L	Pct.
Roy Williams, Kansas	1989-97	247	58	.810
Everett Case, NC State	1947-55	241	56	.811
Jamie Dixon, Pittsburgh	2004-12	238	77	.756
Mark Few, Gonzaga	2000-08	236	60	.797
Dave Rose, BYU	2006-14	232	78	.748
Thad Matta, Butler, Xavier, OSU	2001-09	229	77	.748
Denny Crum, Louisville	1972-80	219	55	.799
Jerry Tarkanian, LBSU, UNLV	1969-76	218	33	.869
Sean Miller, Xavier, Arizona	2005-13	216	90	.706
Bruce Weber, S. Ill., Illinois	1999-07	215	82	.724

ROSE'S MILESTONE VICTORIES

Win	Date	Opponent	Score	Record
25	12/06/06	San Jose State	81-69	25-11 (.694)
50	11/23/07	vs. No. 6 Louisville	78-76	50-18 (.735)
75	11/20/08	North Florida	74-41	75-26 (.743)
100	11/20/09	at Hawaii	83-65	100-34 (.746)
125	03/06/10	at TCU	107-77	125-38 (.767)
150	02/09/11	at Air Force	90-52	150-42 (.781)
175	01/16/12	at San Diego	82-63	175-49 (.781)
200	01/19/13	San Diego	74-57	200-59 (.772)
225	02/06/14	Santa Clara	89-76	225-75 (.750)

BYU VS. SANTA CLARA

Overall Series Record: BYU leads 22-5
 BYU Record in Provo: 12-2
 BYU Record at Santa Clara: 9-3
 BYU Record at Neutral Sites: 1-0
 BYU Record Under Dave Rose: 7-0

Last 10 games vs. Santa Clara

12-30-94	vs. Santa Clara	76-55	W
12-30-03	at Santa Clara	68-66	W
12-31-04	Santa Clara	87-74	W
1-14-12	Santa Clara	95-78	W
2-18-12	at Santa Clara	82-67	W
1-12-13	at Santa Clara	82-64	W
2-2-13	Santa Clara	96-79	W
1-18-14	at Santa Clara	91-81	W
2-6-14	Santa Clara	89-76	W
1-1-15	at Santa Clara	81-46	W

Santa Clara's projected starting lineup

No.	Name	Ht.	Pos.	Ppg	Rpg
22	Matt Hubbard	6-9	F	7.6	4.6
43	Nate Kratch	6-6	F	5.3	4.8
3	Brandon Clark	6-0	G	16.3	3.9
20	Denzel Johnson	6-4	G	8.2	2.9
23	Jared Brownridge	6-2	G	14.3	3.2

Santa Clara's last game

L, 64-69 at San Diego, 1/29/15

BYU	CATEGORY	SCU
16-7, 6-4	W-L	11-11, 5-5
6-4	Last 10	6-4
3-2	Last 5	4-1
85.6	PPG	62.6
74.1	Opp PPG	65.7
+11.5	Margin	-3.1
.470	FG%	.422
.435	FG% Def	.451
.376	3FG%	.364
8.7	3FG/Game	7.1
.328	Opp 3FG%	.368
.775	FT%	.653
38.6	RPG	29.7
34.5	Opp RPG	33.1
+4.1	Margin	-3.5
17.6	Assist/Game	11.8
12.3	TO/Game	11.1
14.3	Opp TO/Game	10.9
+2.0	Margin	-0.2
7.9	Steals/Game	5.1
2.5	Blocks/Game	1.9

BY THE NUMBERS

- 1** Kyle Collinworth is the only player in the country in the top 100 in rebounds (50th), assists (21st) and steals (34th).
- 1** Tyler Haws is the only player in BYU history to surpass 1,700, 1,800 or 1,900 career points during his junior season. The previous record holder for points through a junior season by a Cougar was Danny Ainge, who scored 1,685 in his first three years at BYU. Haws and Ainge are the only Cougars to reach 1,000 career points as sophomores.
- 4** The number of triple-doubles by Kyle Collinworth this season, the most by a single player in BYU history and tied for the most in a season in NCAA history. Collinworth's triple-doubles have come against Hawai'i, Gonzaga, at San Francisco and at Pacific.
- 4** The number of conference players of the year for BYU since Dave Rose became head coach in 2005. Keena Young (2007), Lee Cummard (2008) and Jimmer Fredette (2011) all earned Mountain West Conference Player of the Year honors. Tyler Haws became BYU's first West Coast Conference Player of the Year in 2014.
- 7** The number of players who scored in double figures vs. Southern Virginia on Nov. 19, a 101-48 BYU win. Jake Toolson led the way with 15 points, Tyler Haws and Isaac Neilson added 13 apiece, Luke Worthington had 12 and Chase Fischer, Anson Winder and Dalton Nixon each had 10. It was the first time since Jan. 25, 1975 – and only the second time in program history – that seven players reached double digits. That night, Grig Clawson (16), Jay Cheesman (13), Mark Handy (12), Troy Jones (12), Brian Frishman (10), Greg Snow (10) and Veryl Law (10) led the Cougars to a 96-78 win at New Mexico.
- 8** The number of triple-doubles recorded in BYU history, with the last four belonging to Kyle Collinworth. The last Cougar before Collinworth to record a triple-double was Michael Smith on Feb. 13, 1988. Fred Roberts, Danny Ainge and Kresimir Cosic also recorded triple-doubles.
- 8** The number of times a player in the West Coast Conference has scored 35 points or more in a single game since BYU joined the league in 2011. Six of the eight instances have been achieved by Tyler Haws: 42 vs. Virginia Tech on 12/29/12, 37 vs. Washington on 3/19/13, 35 vs. Pepperdine on 1/9/14, 48 at Portland on 1/23/14, 38 vs. Pacific on 1/30/14 and 35 at Utah State on 12/2/14. The other two players to reach 35 are Stephen Holt of Saint Mary's (35 on 2/22/14) and Jared Brownridge of Santa Clara (38 on 3/1/14).
- 9** The number of career games for Tyler Haws shooting 100 percent from the free throw line with a minimum of 10 attempts, a BYU record. He hit 10 of 10 at Wyoming on Feb. 20, 2010, 12 of 12 vs. Cal State Northridge on Nov. 24, 2012, 10 of 10 vs. Utah on Dec. 8, 2012, 10 of 10 at Weber State on Dec. 15, 2012, 14 of 14 at Loyola Marymount on March 2, 2013, 11 of 11 vs. Wichita State on Nov. 26, 2013, 14 of 14 vs. San Francisco on March 10, 2014, 11 of 11 vs. Gonzaga on March 11, 2014 and 10 of 10 vs. Hawaii on Dec. 6, 2014.
- 9** The number of consecutive seasons BYU has won at least 20 games and reached the postseason. Both streaks are program records.
- 17** The number of 3s BYU hit vs. Chaminade at the Maui Invitational on Nov. 25, a program record. The previous record was 15.
- 60** The number of consecutive games Tyler Haws scored in double figures dating back to his sophomore season, a career-best streak and the 3rd-best streak in BYU history. The streak ended on Dec. 23, 2014, against UMass.
- 88.7** Tyler Haws' career free-throw percentage, first all-time in BYU history. He has hit 665 of 750 from the line in his career.
- 248** Dave Rose (2005 to present) is second all-time in BYU basketball history with 248 career victories, behind only the great Stan Watts, who coached the Cougars to 371 wins from 1949 to 1972 and was inducted into the Naismith Memorial Basketball Hall of Fame in 1986. Rose and Watts are the only BYU coaches to coach at least 300 career games.
- 2,465** The number of points Tyler Haws has scored in his career, good for 3rd all-time and two from tying Danny Ainge for 2nd. He is one of five Cougars all-time to reach 2,000 career points.

LAST TIME OUT – HAWS AND BYU EDGE SAN FRANCISCO AT HOME, 78-74

PROVO, Utah – Senior Tyler Haws led BYU men's basketball past San Francisco 78-74 in a close battle Thursday night at the Marriott Center.

"I'm pleased with the response of our guys," BYU head coach Dave Rose said. "I thought we played with a lot of urgency tonight and a lot of emotion in a game that was really tough because we didn't have a lot of things going right for us. We were good defensively and turned them over, but we were having a hard time getting shots, especially 3-pointers. I told the guys that we found another way to win it, and we'll take it and move on."

Haws led the Cougars with 28 points, including going 9 of 10 from the free-throw line, and a team-high three steals. Kyle Collinworth led BYU in rebounds and assists with six in each category while contributing eight points. Anson Winder was the only other Cougar to score in double figures, adding 11 points in the win.

BYU (16-7, 6-4 West Coast Conference) got the first bucket of the game from a Winder transition layup. San Francisco (9-13, 3-7 WCC) followed with an 8-2 run to take an early 8-4 edge. The Cougars quickly countered, however, with an 8-0 rally of their own to go back up by four at 12-8.

The teams traded points back and forth until five-straight points from Haws extended BYU's advantage to seven at 22-15 with just under nine minutes remaining in the half. The Dons stayed in the game, scoring the next five points amidst a near-four minute Cougar scoring drought to cut the lead to two, 22-20.

Chase Fischer made his first 3-pointer of the game with two minutes left in the half, putting BYU back up by six at 30-24. San Francisco later scored with under five seconds on the clock to cut into the Cougar advantage, making it 34-30 at the break.

Coming out of halftime, the Dons tied up the score at 38 apiece until an inbounds 3-point play from Fischer gave BYU seven-consecutive points and a 45-38 lead. With a one-point Cougar lead, 46-45, Skyler Halford, Collinworth and Haws scored consecutive buckets to put BYU back up by seven at 52-45.

The Cougars struggled on offense from there, going 1 for 8 from the floor before Haws hit a turn-around jumper to extend BYU's advantage back to seven, 60-53. The Dons rallied back within a point at 61-60 following a made 3-pointer, but Isaac Neilson took a charge to stop San Francisco's momentum.

The teams then traded points with a Winder steal and lay-in giving BYU a five-point 69-64 lead. Following a made free throw from Winder, the score remained 72-70 in favor of the Cougars. Combined made shots from the charity stripe by Halford and Frank Bartley IV then extended BYU's advantage to four at 76-72 with under 10 seconds remaining.

The Dons ran the court to make a quick bucket and had an opportunity for a 3-point play, but Winder recovered the missed shot, getting fouled in the process. After a made pair of free throws, San Francisco failed to score, giving the Cougars the 78-74 victory.

QUICK FACTS

University Information

Location: Provo, Utah 84602
 Elevation: 4,553 feet
 Enrollment: 33,336 (Daytime)
 Founded: October 15, 1875
 Owned: The Church of Jesus Christ of Latter-day Saints
 Nickname: Cougars
 Mascot: Cosmo
 Colors: Blue and White
 Arena (capacity): Marriott Center (20,900)
 Conference: West Coast Conference
 President: Kevin J Worthen (BYU, 1979)
 Athletic Director: Tom Holmoe (BYU, 1983)
 Athletic Website: BYUcougars.com
 Tickets: (801) 422-BYU1 or (800) 322-BYU1

2014-15 Preview

Lettermen Returning/Lost: 8/4
 Newcomers: 6
 Starters Returning/Lost: 4/1
 Returning Scoring: 70.3% (2,061 of 2,931 pts)
 Returning Rebounding: 67.9% (972 of 1,432 reb)
 Returning Assists: 66.4% (361 of 544 ast)
 Returning Blocks: 71.8% (74 of 103)
 Returning Minutes: 74.6% (5,317 of 7,125)

2013-14 Review

Overall Record: 23-12
 Conference Record/Finish: 13-5 (2nd)
 2014 Postseason: (0-1 in the NCAA tournament)
 2nd Round: Oregon – L, 68-87
 2014 Final National Ranking: NR/NR

BYU Coaching Staff

Head Coach: Dave Rose
 Alma Mater (year): Houston (1983)
 Record at School (years): 248-85 (10th year)
 Career Division I Record (years): same
 Basketball Office Fax: (801) 422-5965
 Assistant Coaches (Alma Mater, year)
 Terry Nashif (BYU, 2005)
 Tim LaComb (Utah, 2006)
 Mark Pope (Kentucky, 1996)
 Dir. of Basketball Operations: Cody Fueger (Utah, 2006)

BYU History

First Year of Basketball: 1903
 All-Time Record: 1729-1045 (.623)
 Winning Seasons: 87 (last 2014)
 Regular Season Conf. Championships: 29 (last 2011)
 Postseason Appearances (record): 39 (30-40)
 Total NCAA Appearances (record): 28 (15-31)
 Last NCAA Appearance: 2014
 Second Round: L vs. No. 7 seed Oregon, 68-87
 Total NIT Appearances (Record): 11 (15-9)
 Last NIT Appearance: 2013
 Result: Advanced to the semifinals

2014-15 BYU STARTING LINEUPS

Opponent	(1)	(2)	(3)	(4)	(5)
Long Beach State	Collinsworth	Fischer	Haws	Austin	Worthington
Arkansas-Little Rock	Collinsworth	Fischer	Haws	Austin	Worthington
Southern Virginia	Halford	Fischer	Haws	Austin	Worthington
vs. San Diego State	Collinsworth	Fischer	Haws	Austin	Worthington
vs. Chaminade	Collinsworth	Fischer	Haws	Austin	Worthington
vs. Purdue	Collinsworth	Fischer	Haws	Austin	Worthington
Eastern Kentucky	Collinsworth	Fischer	Haws	Austin	Neilson
at Utah State	Collinsworth	Fischer	Haws	Austin	Worthington
vs. Hawai'i	Collinsworth	Fischer	Haws	Austin	Worthington
Utah	Collinsworth	Fischer	Haws	Austin	Worthington
at Weber State	Collinsworth	Fischer	Haws	Neilson	Worthington
Stanford	Collinsworth	Fischer	Haws	Neilson	Worthington
UMass	Collinsworth	Fischer	Haws	Neilson	Worthington
Gonzaga	Collinsworth	Fischer	Haws	Neilson	Worthington
Portland	Collinsworth	Fischer	Haws	Winder	Worthington
at Santa Clara	Collinsworth	Fischer	Haws	Winder	Worthington
at San Francisco	Collinsworth	Fischer	Haws	Winder	Worthington
Pepperdine	Collinsworth	Fischer	Haws	Winder	Worthington
Loyola Marymount	Collinsworth	Fischer	Haws	Winder	Worthington
at Pacific	Collinsworth	Fischer	Haws	Halford	Worthington
at Saint Mary's	Collinsworth	Fischer	Haws	Halford	Worthington
at San Diego	Collinsworth	Fischer	Haws	Winder	Worthington
San Francisco	Collinsworth	Fischer	Haws	Winder	Kaufusi
Santa Clara					
at Pepperdine					
at Loyola Marymount					
Saint Mary's					
Pacific					
San Diego					
at Portland					
at Gonzaga					
Won-Loss Records	(1)	(2)	(3)	(4)	(5)
5-3	Collinsworth	Fischer	Haws	Austin	Worthington
1-0	Halford	Fischer	Haws	Austin	Worthington
1-0	Collinsworth	Fischer	Haws	Austin	Neilson
3-1	Collinsworth	Fischer	Haws	Neilson	Worthington
4-2	Collinsworth	Fischer	Haws	Winder	Worthington
1-1	Collinsworth	Fischer	Haws	Halford	Worthington
1-0	Collinsworth	Fischer	Haws	Winder	Kaufusi

GAMES PLAYED (RECORD)

	2014-15	Career
Tyler Haws	23 (16-7)	127 (91-36)
Nate Austin	10 (7-3)	116 (80-36)
Anson Winder	21 (15-6)	121 (85-36)
Josh Sharp	12 (11-1)	104 (73-31)
Kyle Collinsworth	22 (15-7)	92 (69-23)
Skyler Halford	22 (16-6)	57 (39-18)
Frank Bartley IV	21 (14-7)	55 (37-18)
Luke Worthington	23 (16-7)	54 (37-17)
Ryan Andrus	9 (8-1)	same
Jordan Ellis	8 (8-0)	same
Chase Fischer	23 (16-7)	same
Corbin Kaufusi	22 (15-7)	same
Isaac Neilson	23 (16-7)	same
Dalton Nixon	20 (15-5)	same
Jake Toolson	18 (14-4)	same

GAMES STARTED (RECORD)

	2014-15	Career
Tyler Haws	23 (16-7)	125 (89-36)
Kyle Collinsworth	22 (15-7)	83 (61-22)
Anson Winder	7 (5-2)	33 (25-7)
Nate Austin	10 (7-3)	53 (35-18)
Josh Sharp	0 (0-0)	25 (18-7)
Skyler Halford	3 (2-1)	16 (12-4)
Luke Worthington	21 (14-7)	24 (17-7)
Chase Fischer	23 (16-7)	same
Isaac Neilson	5 (4-1)	same
Corbin Kaufusi	1 (1-0)	same

STREAKS

Streak	2014-15	Overall
Current won/loss streak	1 win	same
At home	2 wins	same
On the road	2 losses	same
On a neutral floor	1 win	same
At home vs. Nonconference	2 wins	same
At home vs. WCC	2 wins	same
On the road vs. Nonconference	2 wins	same
On the road vs. WCC	2 losses	same
On a neutral floor vs. Nonconference	1 win	same
On a neutral floor vs. WCC	—	1 loss
At regular season tournament	1 loss	same
At WCC Tournament	—	1 loss
NCAA Tournament	—	2 losses
At NIT	—	1 loss
Games with a 3-point make	23 games	26 games
Vs. In-state teams	1 win	same
At home vs. in-state teams	1 loss	same
On the road vs. in-state teams	2 wins	same

LEADS AND DEFICITS, BYU'S BIGGEST...

Halftime lead	28 (57-29 at San Francisco)
Halftime lead lost in defeat	5 (38-33 at San Diego)
Halftime deficit	10 (29-39 vs. Pepperdine)
Halftime deficit erased in victory	1 (46-47 vs. Long Beach State) 1 (31-32 at Utah State)
Overall lead	56 (97-41 vs. SVU)
Margin of victory	53 (101-48 vs. SVU)
Margin of defeat	7 (80-87 vs. Gonzaga)
Lead lost in defeat	9 (50-41 at San Diego)
Overall deficit	16 (15-31 vs. Gonzaga)
Deficit overcome in victory	9 (17-26 vs. Hawaii)

Collinsworth in good company

Junior guard Kyle Collinsworth has registered four triple-doubles this season, tied for the most in NCAA history. The career record of six is held by Michael Anderson (Drexel, 1985-88) and Shaquille O'Neal (LSU, 1990-92). See the list below for the most triple-doubles in a single season:

Player, Team	Class	Season	T-D
Michael Anderson, Drexel	So.	1985-86	4
Brian Shaw, UC Santa Barbara	Sr.	1987-88	4
Jason Kidd, California	So.	1993-94	4
Stephane Lasme, UMass	Sr.	2006-07	4
Kyle Collinsworth, BYU	Jr.	2014-15	4
David Robinson, Navy	Jr.	1985-86	3
Shaquille O'Neal, LSU	Jr.	1991-92	3
Gerald Lewis, SMU	Sr.	1992-93	3
Andre Iguodala, Arizona	So.	2003-04	3
Hassan Whiteside, Marshall	Fr.	2009-10	3

HONORS CANDIDATES

Tyler Haws • All-America Candidate

- Ranks second in the nation in scoring at 22.7 points per game and 23rd in free throw percentage at 88.5
- Has three games with 30-plus points, including a season high of 35 points at Utah State
- Has scored 20-plus points 16 times
- Has season highs of 35 points, 5 threes, 8 rebounds, 6 assists, 3 steals and 3 blocks
- A candidate for the Senior CLASS Award
- Named to the Wooden Award Midseason Top 25
- Named to the Wooden Award Preseason Top 50
- Named to the Naismith Trophy Men's 50 Watch List
- Named preseason All-America honorable mention by the Associated Press
- Selected to the preseason All-WCC team by the league's coaches
- Named All-America Honorable Mention, WCC Player of the Year, All-WCC First Team, USBWA All-District VIII First Team, WCC All-Tournament and the CollegeSportsMadness.com All-High Major First Team in 2013-14
- 2013-14 season averages of 23.2 ppg, 3.8 rpg, 1.5 apg and 1.0 spg and season shooting percentages of .463 from the field, .404 from three and .881 from the free throw line
- Scored in double figures in all 33 games played, 20-plus points 21 times, 30-plus points 7 times and 40-plus points once

Kyle Collinsworth • All-WCC, All-District Candidate

- Ranks 21st in the nation in assists, 33rd in steals and 57th in rebounds
- Tied the NCAA record for triple-doubles in a season with four (against Hawaii, Gonzaga, at San Francisco, at Pacific)
- Has 8 double-doubles
- Has season highs of 21 points, 15 rebounds, 11 assists, 6 steals and 2 blocks
- Named preseason All-WCC
- Named All-WCC First Team in 2013-14
- 2013-14 season averages of 14.0 ppg, 8.1 rpg, 4.6 apg and 1.7 spg and season shooting percentages of .497 from the field and .364 from three
- Had season highs of 20 points, 13 rebounds, 9 assists, 3 blocks and 5 steals
- In all games was: 14th in the WCC in scoring, 2nd in rebounding, 13th in field goal percentage, 3rd in assists, 3rd in steals, 11th in assist/turnover ratio, 5th in offensive rebounds, 3rd in defensive rebounds and 6th in minutes played (as of 3/12/14)

2014-15 STORYLINES AND NOTES

Dave Rose

BYU head coach Dave Rose has led the Cougars to one of the most successful runs in program history since taking over in 2005. His career record of 248-85 ranks him second in BYU history in total victories and first in winning percentage (.745). Rose has been named conference coach of the year three times, district coach of the year twice, led the Cougars to four conference titles, seven NCAA tournament appearances, two NIT appearances, six 25-win seasons and nine 20-win seasons. In 2010, he led BYU to its first NCAA tournament win in 17 years and the Cougars won at least one postseason game in the next three seasons, including a spot in the Sweet 16 in 2011, a win in the 2012 NCAA tournament and a trip to the NIT semifinals in 2013.

Hot shooting from downtown

BYU is hitting threes at a record-setting pace in 2014-15. Through 21 games, the Cougars have already surpassed last season's output and are on pace to break the records for made threes and threes per game set in 2010-11. See below for more data on BYU's 3-point shooting during the Dave Rose era.

Season	Games Played	Games w/10-plus 3s	Total 3s	3s/Game	Season	Games Played	Games w/10-plus 3s	Total 3s	3s/Game
2005-06	29	5	202	7.0	2010-11	37	11	312	8.4
2006-07	34	7	256	7.5	2011-12	35	8	233	6.7
2007-08	35	11	285	8.1	2012-13	36	4	213	5.9
2008-09	33	8	238	6.8	2013-14	35	3	177	5.1
2009-10	36	9	292	8.1	2014-15	23	9	201	8.7

Rose vs. the state

BYU basketball coach Dave Rose has compiled a record of 31-8 vs. in-state opponents since taking over in 2005-06. He has the best winning percentage (.795) of any coach vs. in-state teams during that time and is second in wins (Utah State's Stew Morrill is 32-11 vs. in-state teams since 2005-06, a .743 winning percentage). BYU won at Utah State 91-81 on Dec. 2, lost to Utah 65-61 on Dec. 10 and won at Weber State 76-60 on Dec. 13.

Opponent	W	L	Opponent	W	L
Utah	12	5	Weber State	10	0
Utah State	6	3	Southern Utah	3	0

Cougars leading the league

In each of BYU's three seasons in the WCC, the Cougars have had the leading scorer in all games (Noah Hartsock in 2011-12, Tyler Haws in 2012-13 and 2013-14) and in league games (Brandon Davies in 2011-12, Haws in 2012-13 and 2013-14). Only one other school (Loyola Marymount from 1988-89 to 1991-92) has had the league's leading scorer in at least three-straight seasons in all games. In league games, a school has had the league's leading scorer in at least three-straight seasons three other times. Haws could become the first player in league history to lead the league in scoring in three-straight seasons.

Rose among the nation's best

Dave Rose is 11th in career winning percentage among active NCAA Division I head coaches (as of Jan. 29, 2015).

Rk	Coach	Yrs.	W	L	Pct.	Rk	Coach	Yrs.	W	L	Pct.
1	Mark Few, Gonzaga	16	424	101	.8076	7	Shaka Smart, VCU	6	154	49	.7586
2	Roy Williams, UNC	27	741	194	.7925	8	Bill Self, Kansas	22	549	177	.7562
3	Thad Matta, Ohio State	15	394	119	.7680	9	Bruce Pearl, Auburn	20	472	155	.7528
4	John Calipari, Kentucky	23	575	175	.7667	10	Jim Boeheim, Syracuse	39	962	327	.7463
5	Mike Krzyzewski, Duke	40	1000	309	.7639	11	Dave Rose, BYU	10	248	85	.7447
6	Bo Ryan, Wisconsin	31	722	226	.7616	12	Jamie Dixon, Pittsburgh	12	301	104	.7432

Number of games to...

See the table below for the number of games it has taken BYU's best scorers to reach various milestones.

1,500 Points	1,600 Points	1,700 Points	1,800 Points	1,900 Points
Danny Ainge - 77	Danny Ainge - 82	Danny Ainge - 87	Danny Ainge - 91	Danny Ainge - 96
Kresimir Cosic - 79	Tyler Haws - 90	Tyler Haws - 93	Tyler Haws - 97	Devin Durrant - 102
Tyler Haws - 86	Devin Durrant - 93	Devin Durrant - 96	Devin Durrant - 99	Tyler Haws - 102
Devin Durrant - 89	Michael Smith - 95	Michael Smith - 99	Michael Smith - 103	Michael Smith - 107
Michael Smith - 91	Fred Roberts - 103	Jimmer Fredette - 110	Jimmer Fredette - 114	Jimmer Fredette - 118
Fred Roberts - 98	Jimmer Fredette - 105	Fred Roberts - 111	Fred Roberts - 118	
2,000 Points	2,100 Points	2,200	2,300	2,400
Danny Ainge - 99	Danny Ainge - 102	Danny Ainge - 107	Danny Ainge - 112	Danny Ainge - 115
Devin Durrant - 106	Devin Durrant - 111	Devin Durrant - 114	Tyler Haws - 121	Tyler Haws - 125
Tyler Haws - 108	Tyler Haws - 112	Tyler Haws - 115	Michael Smith - 122	Jimmer Fredette - 134
Michael Smith - 110	Michael Smith - 115	Michael Smith - 119	Jimmer Fredette - 131	
Jimmer Fredette - 120	Jimmer Fredette - 123	Jimmer Fredette - 127		

ESPN's Seth Greenberg names Collinsworth a nightmare matchup

Seth Greenberg of ESPN.com named Kyle Collinsworth one of the top 10 matchup nightmares in college basketball in an article for ESPN.com Insider. See what he had to say below:

5. Kyle Collinsworth, BYU Cougars

2014-15 per game stats: 13.2 points, 8.5 rebounds, 5.9 assists



Collinsworth is one of the most complete players in college basketball; he has three triple-doubles already this season. A 6-6, 210-pound guard, he sees the floor, rebounds his position and attacks the basket while shooting 38.5 percent from 3-point range. Collinsworth is a hard cutter and a downhill driver who gets to the line more than five times per game. He's an alert defender on and off the ball, and plays with a reckless abandon. He and **Tyler Haws** form one of the most dynamic wing tandems in the nation.

CAREER

Rk	Name, Years	Pts
1	Jimmer Fredette, 2007-11	2,599
2	Danny Ainge, 1977-81	2,467
3	<i>Tyler Haws, 2009-10, 12-present</i>	2,465
4	Michael Smith, 1983-84, 86-89	2,319
5	Devin Durrant, 1978-80, 82-84	2,285
6	Russell Larson, 1991-95	1,885
7	Fred Roberts, 1978-82	1,841
8	Jeff Chatman, 1984-88	1,824
9	Mekeli Wesley, 1997-01	1,740
10	Mark Bigelow, 1998-99, 01-04	1,715
11	Brandon Davies, 2009-13	1,680
12	Ken Roberts, 1990-91, 93-96	1,652
13	Lee Cumppard, 2005-09	1,569
14	Jonathan Tavemari, 2006-10	1,519
15	Kresimir Cosic, 1970-73	1,513
16	Joe Nelson, 1947-50	1,494
17	Jay Cheesman, 1973-77	1,408
18	Roland Minson, 1948-51	1,407
19	Andy Toolson, 1984-85, 87-90	1,388
20	Trent Plaisted, 2004-08	1,372
21	Marty Haws, 1986-90	1,327
22	Dick Nemeika, 1963-66	1,299
23	Alan Taylor, 1976-80	1,284
24	Jackson Emery, 2005-06, 08-11	1,235
25	Doug Richards, 1971-74	1,218
26	Gary Fryer, 1987-88, 90-93	1,205
27	Matt Carlino, 2011-14	1,201
28	Eldon Brinley, 1927-31	1,195
29	Noah Hartssock, 2008-12	1,191
30	Joe Richey, 1950-53	1,177

Points Per Game

Rk	Name, Years	G	Pts	Avg
1	John Fairchild, 1963-65	53	1,109	20.92
2	Danny Ainge, 1977-81	118	2,467	20.91
3	Devin Durrant, 1978-80, 82-84	117	2,285	19.5
4	<i>Tyler Haws, 2009-10, 12-present</i>	126	2,465	19.4
5	Kresimir Cosic, 1970-73	79	1,513	19.2
6	Michael Smith, 1983-84, 86-89	122	2,319	19.0
7	Bernie Fryer, 1970-72	55	1,030	18.73
8	Jimmer Fredette, 2007-11	139	2,599	18.70
9	Terrell Lyday, 1999-01	66	1,105	16.74
10	Dick Nemeika, 1963-66	78	1,299	16.65

Field Goals Made

Rk	Name, Years	FG
1	Danny Ainge, 1977-81	987
2	Michael Smith, 1983-84, 86-89	886
3	Jimmer Fredette, 2007-11	838
4	Devin Durrant, 1978-80, 82-84	832
5	<i>Tyler Haws, 2009-10, 12-present</i>	828

Field Goal Attempts

Rk	Name, Years	FG
1	Danny Ainge, 1977-81	1,875
2	Jimmer Fredette, 2007-11	1,843
3	Michael Smith, 1983-84, 86-89	1,749
4	<i>Tyler Haws, 2009-10, 12-present</i>	1,728
5	Devin Durrant, 1978-80, 82-84	1,527

Free Throws Made

Rk	Name, Years	FT
1	<i>Tyler Haws, 2009-10, 12-present</i>	665
2	Jimmer Fredette, 2007-11	627
3	Devin Durrant, 1978-80, 82-84	621
4	Russell Larson, 1991-95	541
5	Ken Roberts, 1990-91, 93-96	511

Free Throw Attempts

Rk	Name, Years	FT
1	Devin Durrant, 1978-80, 82-84	820
2	<i>Tyler Haws, 2009-10, 12-present</i>	750
3	Jimmer Fredette, 2007-11	711
4	Brandon Davies, 2009-13	691
5	Russell Larson, 1991-95	673

Free Throw Percentage*

Rk	Name, Years	FT	FTA	Pct
1	<i>Tyler Haws, 2009-10, 12-present</i>	665	750	.887
2	Jimmer Fredette, 2007-11	627	711	.882
3	Michael Smith, 1983-84, 86-89	431	491	.878
4	Lee Cumppard, 2005-09	294	349	.842
5	Randy Reid, 1992-96	338	407	.830
6	Brian Taylor, 1982-84, 86-88	229	277	.827
7	Gary Batchelor, 1960-63	251	304	.826
8	Noah Hartssock, 2008-12	230	281	.819
9	Danny Ainge, 1977-81	493	604	.816
10	Doug Howard, 1967-70	287	353	.813

*Minimum 200 FT Made

6 #BYUhoops

3-Point Field Goals Made

Rk	Name, Years	3FG
1	Jimmer Fredette, 2007-11	296
2	Jonathan Tavemari, 2006-10	260
3	Jackson Emery, 2005-06, 08-11	235
4	Mark Bigelow, 1998-99, 01-04	213
5	Mike Rose, 2003-07	163
6	Matt Carlino, 2011-14	157
7	Lee Cumppard, 2005-09	153
8	<i>Tyler Haws, 09-10, 12-present</i>	144
9	Andy Toolson, 1984-85, 87-90	141
10	Nick Sanderson, 1991-93	129
11	Terrell Lyday, 1999-01	127
12	Mark Heslop, 1988-92	126
13	Michael Smith, 1983-84, 86-89	116
14	Randy Reid, 1992-96	114
15	Austin Ainge, 2003-07	113
16	Nathan Call, 1986-88, 90-92	110
17	Jimmy Balderson, 2001-02, 04-07	109
18	Todd Christensen, 1995-96, 98-00	104
19	Brook Zylstra, 2009-13	102
20	Robbie Reid, 1993-95	96
	Anson Winder, 2011-present	91

Steals

Rk	Name, Years	G	Stl	Avg
1	Jackson Emery, 2005-06, 08-11	133	249	1.9
2	Danny Ainge, 1977-81	118	195	1.7
3	Marty Haws, 1986-90	123	182	1.5
4	Jimmer Fredette, 2007-11	139	167	1.2
5	Jonathan Tavemari, 2006-10	132	165	1.3
6	Matt Carlino, 2011-14	96	161	1.7
7	<i>Kyle Collinsworth, 2010-11, 12-present</i>	92	142	1.5
8	Scott Sinek, 1981-85	115	140	1.2
9	Nathan Call, 1986-88, 90-92	129	138	1.1
10	Brandon Davies, 2009-13	135	132	1.0
11	Russell Larson, 1991-95	129	131	1.0
12	Lee Cumppard, 2005-09	131	129	1.0
13	<i>Tyler Haws, 2009-10, 12-present</i>	127	127	1.0
14	Matt Montague, 1996-97, 99-02	122	124	1.0
15	Randy Reid, 1992-96	125	118	0.9
16	Mark Bigelow, 1998-99, 01-04	120	116	1.0
17	Ken Roberts, 1990-91, 93-96	126	104	0.8
18	Justin Weidauer, 1991-92, 95-98	85	102	1.2
19	Terrell Lyday, 1999-01	66	99	1.5
20	Mekeli Wesley, 1997-01	115	97	0.8
	Anson Winder, 2011-present	119	92	0.8

Steals Per Game

Rk	Name, Years	G	Stl	Avg
1	Jackson Emery, 2005-06, 08-11	133	249	1.87
2	Matt Carlino, 2011-present	96	161	1.677
3	Danny Ainge, 1977-81	118	195	1.652
4	<i>Kyle Collinsworth, 2010-11, 12-present</i>	92	142	1.54
5	Terrell Lyday, 1999-01	66	99	1.50
6	Mike Hall, 2003-05	60	89	1.48
7	Marty Haws, 1986-90	123	182	1.48
8	Robbie Reid, 1993-95	64	94	1.47
9	Rafael Araujo, 2002-04	62	88	1.42
10	Jonathan Tavemari, 2006-10	132	165	1.25
11	Brett Applegate, 1982-84	60	74	1.23
12	Scott Sinek, 1981-85	115	140	1.22
13	Jimmer Fredette, 2007-11	139	167	1.20
14	Justin Weidauer, 1991-92, 95-98	85	102	1.20
15	Michael Vranes, 1996-97, 98-00	63	71	1.13
16	Nathan Call, 1986-88, 90-92	129	138	1.07
17	Kevin Woodberry, 2002-04	62	65	1.05
18	Kevin Santiago, 1988-90	59	61	1.034
19	Matt Montague, 1996-97, 99-02	122	124	1.0164
20	Russell Larson, 1991-95	129	131	1.0155
21	<i>Tyler Haws, 2009-10, 12-present</i>	127	127	1.0

Blocks

Rk	Name, Years	G	Blk	Avg
1	Greg Kite, 1979-83	112	208	1.9
2	Noah Hartssock, 2008-12	134	177	1.3
3	Shawn Bradley, 1990-91	34	177	5.2
4	Russell Larson, 1991-95	129	166	1.3
5	Brandon Davies, 2009-13	135	123	0.9
6	Alan Taylor, 1976-80	110	119	1.1
7	Trent Plaisted, 2004-08	103	107	1.0
8	Jeff Chatman, 1984-88	122	107	0.9
9	Lee Cumppard, 2005-09	131	106	0.8
10	Chris Miles, 2004-05, 07-10	131	89	0.7
11	Jim Usevitch, 1982-84, 86-88	107	84	0.8
12	Mekeli Wesley, 1997-01	115	82	0.7
13	Fred Roberts, 1978-82	119	75	0.6
14	Eric Nielsen, 1996-97, 99-02	122	74	0.6
15	Ken Roberts, 1990-91, 93-96	126	73	0.6
16	<i>Nate Austin, 2011-present</i>	116	71	0.6
17	Alan Pollard, 1984-86	60	62	1.0
18	Jared Miller, 1990-93	88	60	0.7

Offensive Rebounds

Rk	Name, Years	G	Stl	Avg
1	Ken Roberts, 1990-91, 93-96	126	268	2.13
2	Brandon Davies, 2009-13	135	246	1.82
3	Russell Larson, 1991-95	129	245	1.90
4	<i>Nate Austin, 2011-present</i>	116	235	2.03
5	Trent Plaisted, 2004-08	103	231	2.24
6	Gary Trost, 1987-88, 90-93	114	210	1.84
7	Lee Cumppard, 2005-09	131	202	1.54
8	Keena Young, 2004-07	88	201	2.28
9	Noah Hartssock, 2008-12	134	194	1.45
10	<i>Kyle Collinsworth, 2010-11, 13-present</i>	92	186	2.02
11	Mekeli Wesley, 1997-01	115	182	1.58
12	Rafael Araujo, 2002-04	62	178	2.87
13	Charles Abouo, 2008-12	141	177	1.26
14	Justin Weidauer, 1991-92, 95-98	85	176	2.07
15	Nathan Cooper, 1995-96, 98-01	122	172	1.41
16	Jared Miller, 1990-93	88	166	1.89
17	Jared Jensen, 2001-2005	118	161	1.36
18	Eric Nielsen, 1996-97, 99-02	122	151	1.24
19	Mark Durrant, 1989-90, 92-95	128	150	1.17
20	Chris Miles, 2004-05, 07-10	131	134	1.02

Minutes Played

Rk	Name, Years	G	Stl	Avg
1	Danny Ainge, 1977-81	118	4,259	36.1
2	Jimmer Fredette, 2007-11	139	4,119	29.6
3	Fred Roberts, 1978-82	119	4,058	34.1
4	<i>Tyler Haws, 2009-10, 12-present</i>	127	4,043	31.8
5	Devin Durrant, 1978-80, 82-84	117	3,949	33.8
6	Ken Roberts, 1990-91, 93-96	126	3,910	31.0
7	Michael Smith, 1983-84, 86-89	122	3,877	31.8
8	Mark Bigelow, 1998-99, 01-04	120	3,842	32.0
9	Randy Reid, 1992-96	125	3,672	29.4
10	Lee Cumppard, 2005-09	131	3,602	27.5

Games Started

Rk	Name, Years	GS
1	<i>Tyler Haws, 2009-10, 12-present</i>	125
2	Randy Reid, 1992-96	123
3	Jeff Chatman, 1984-88	122
4	Ken Roberts, 1990-91, 93-96	121
5	Mark Bigelow, 1998-99, 01-04	119
	Fred Roberts, 1978-82	119

Most 20-Point Games

Rk	Name, Years	#
1	Michael Smith, 1983-84, 86-89	67
2	<i>Tyler Haws, 2009-10, 12-present</i>	66
3	Danny Ainge, 1977-81	65
4	Jimmer Fredette, 2007-11	63
5	Devin Durrant, 1978-80, 82-84	57
6	Kresimir Cosic, 1970-73	38
7	Jeff Chatman, 1984-88	36
8	Russell Larson, 1991-95	34
9	Fred Roberts, 1978-82	33
10	Ken Roberts, 1990-91, 93-96	31

Consecutive 20-Point Games

Rk	Name, Years	Pts
1	Jimmer Fredette, 1/5/11 to 3/24/11	22
2	Danny Ainge, 12/19/80 to 1/24/81	12
	Michael Smith, 12/17/88 to 2/2/89	12
4	Devin Durrant, 12/28/83 to 2/8/84	11
	<i>Tyler Haws, 3/2/13 to 11/25/13</i>	11
6	Michael Smith, 2/9/89 to 3/10/89	10
7	Timo Saarelainen, 1/17/85 to 2/9/85	8
	Michael Smith, 3/1/88 to 12/9/88	8
9	Devin Durrant, 11/26/83 to 12/21/83	7
	Devin Durrant, 2/25/84 to 3/17/84	7
	Jimmer Fredette, 3/11/10 to 11/20/10	7
	<i>Tyler Haws, 12/29/12 to 1/19/13</</i>	

INDIVIDUAL SEASON RECORDS

Points Per Game*

Rk	Name, Years	G	Pts	Avg
1	Jimmer Fredette, 2010-11	37	1,068	28.9
2	Devin Durrant, 1983-84	31	866	27.9
3	Michael Smith, 1988-89	29	765	26.4
4	Danny Ainge, 1980-81	32	782	24.4
5	Dick Nemelka, 1965-66	25	599	24.0
6	Tyler Haws, 2013-14	33	767	23.2
7	Devin Durrant, 1982-83	29	662	22.8
8	Tyler Haws, 2014-15	23	521	22.7
9	Kresimir Cosic, 1971-72	26	581	22.4
10	Jimmer Fredette, 2009-10	34	751	22.1
11	Timo Saarelainen, 1984-85	29	639	22.0
12	Tyler Haws, 2012-13	36	780	21.7
13	John Fairchild, 1964-65	28	602	21.5
14	Michael Smith, 1987-88	32	679	21.2
15	Danny Ainge, 1977-78	30	632	21.1
16	John Fairchild, 1963-64	25	507	20.28
17	Doug Richards, 1973-74	26	527	20.27
18	Kresimir Cosic, 1972-73	26	525	20.19
19	Dave Eastis, 1959-60	24	483	20.13
20	Michael Smith, 1986-87	32	643	20.09

*Minimum 20 Games Played

3-Point Field Goals

Rk	Name, Years	3FG
1	Jimmer Fredette, 2010-11	124
2	Jackson Emery, 2010-11	92
3	Jonathan Tavemari, 2007-08	88
4	Jackson Emery, 2009-10	85
	Jonathan Tavemari, 2008-09	85
6	Jimmer Fredette, 2009-10	77
7	Andy Toolson, 1989-90	74
8	Nick Sanderson, 1992-93	73
9	Chase Fischer, 2014-15	70
10	Danny Bower, 1997-98	68
11	Terrill Lyday, 1999-00	67
12	Mark Bigelow, 2001-02	65
13	Mark Bigelow, 2002-03	63
	Jonathan Tavemari, 2009-10	63
15	Mike Rose, 2006-07	61
	Robbie Reid, 1994-95	61
17	Lee Cummond, 2007-08	60
	Bob Capener, 1986-87	60
	Matt Carlino, 2013-14	60
	Terrill Lyday, 2000-01	60

3-Point Field Goal Percentage*

Rk	Name, Years	3FG	3FGA	Pct
1	Nathan Call, 1991-92	45	85	.529
2	Andy Toolson, 1989-90	74	151	.490
3	Brock Reichner, 2005-06	53	110	.482
4	Austin Ainge, 2006-07	56	117	.479
5	Lee Cummond, 2007-08	60	127	.472
6	Mike Rose, 2006-07	61	131	.466
7	Mark Heslop, 1991-92	58	127	.457
8	Jimmer Fredette, 2009-10	77	175	.440
9	Lee Cummond, 2006-07	40	92	.435
10	Michael Smith, 1987-88	49	113	.434
11	Jackson Emery, 2009-10	85	197	.431
12	Sam Burgess, 2007-08	56	132	.424
13	Luiz Lemes, 2003-04	36	85	.4235
14	Mark Bigelow, 2001-02	65	154	.4220
15	Travis Hansen, 2001-02	35	83	.4216
16	Todd Christensen, 1999-00	39	93	.419
17	Mark Bigelow, 2002-03	63	151	.4172
18	Michael Vranes, 1998-99	40	96	.4166
19	Chase Fischer, 2014-15	70	169	.414
20	Mike Rose, 2004-05	56	138	.406

*Minimum 35 3FG Made

3-Point Field Goals Per Game*

Rk	Name, Years	G	3FGA	Pct
1	Jimmer Fredette, 2010-11	37	124	3.4
2	Chase Fischer, 2014-15	23	70	3.0
3	Jonathan Tavemari, 2008-09	33	85	2.6
4	Jonathan Tavemari, 2007-08	35	88	2.51
5	Jackson Emery, 2010-11	37	92	2.49
6	Andy Toolson, 1989-90	30	74	2.47
7	Jackson Emery, 2009-10	35	85	2.43
8	Danny Bower, 1997-98	30	68	2.267
9	Jimmer Fredette, 2009-10	34	77	2.265
10	Mark Bigelow, 2001-02	30	65	2.167
11	Nick Sanderson, 1992-93	34	73	2.147
12	Trent Whiting, 2001-02	26	55	2.115
13	Terrill Lyday, 1999-00	33	67	2.03
14	Mark Bigelow, 2002-03	32	63	1.97
15	Robbie Reid, 1994-95	32	61	1.91
	Mike Rose, 2006-07	32	61	1.91
17	Bob Capener, 1986-87	32	60	1.88
18	Mike Rose, 2004-05	30	56	1.87
19	Brock Reichner, 2005-06	29	53	1.83
20	Terrill Lyday, 2000-01	33	60	1.82

*Minimum 20 Games Played

Free Throw Percentage*

Rk	Name, Years	FT	FTA	Pct
1	Michael Smith, 1988-89	160	173	.925
2	Tyler Haws, 2009-10	110	120	.917
3	Michael Smith, 1986-87	103	114	.904
4	Bob Quinney, 1964-65	55	61	.902
	Chris Nikchevich, 1983-84	55	61	.902
6	Jimmer Fredette, 2010-11	252	282	.894
7	Jimmer Fredette, 2009-10	224	251	.892
8	Tyler Haws, 2014-15	147	166	.886
9	Tyler Haws, 2013-14	223	253	.881
10	Scott Runia, 1978-79	50	57	.8772
11	Tyler Haws, 2012-13	185	211	.8770
12	Gary Batchelor, 1962-63	104	119	.8739
13	Brian Taylor, 1987-88	97	111	.8738
14	Lee Cummond, 2008-09	122	140	.871
15	Danny Ainge, 1977-78	146	169	.864
16	Lee Cummond, 2007-08	96	112	.857
17	Randy Reid, 1992-93	71	83	.855
18	Doug Howard, 1969-70	122	143	.853
19	Randy Reid, 1994-95	86	101	.8515
20	Nick Sanderson, 1992-93	103	121	.8512

*Minimum 50 FT Made

Assists Per Game*

Rk	Name, Year	G	Ast	Avg
1	Matt Montague, 2001-02	30	217	7.2
2	Nathan Call, 1991-92	32	204	6.4
3	Kyle Collinsworth, 2014-15	22	126	5.7
4	Danny Ainge, 1977-78	30	158	5.3
5	Marty Haws, 1988-89	29	149	5.14
6	Randy Reid, 1995-96	28	142	5.07
7	Matt Montague, 1996-97	26	131	5.0
8	Robbie Reid, 1994-95	32	157	4.9
9	Scott Runia, 1977-78	30	145	4.83
10	Nathan Call, 1990-91	34	164	4.82
11	Matt Carlino, 2012-13	36	171	4.75
12	Brian Taylor, 1987-88	32	151	4.72
13	Jimmer Fredette, 2009-10	34	159	4.67
14	Matt Carlino, 2011-12	25	115	4.60
15	Kyle Collinsworth, 2013-14	34	156	4.59
16	Danny Ainge, 1979-80	29	132	4.55
17	Luiz Lemes, 2003-04	30	136	4.53
18	Danny Ainge, 1978-79	27	122	4.52
19	Austin Ainge, 2006-07	34	150	4.4
20	Jimmer Fredette, 2010-11	37	160	4.324

*Minimum 20 Games Played

Steals Per Game*

Rk	Name, Year	G	Stl	Avg
1	Jackson Emery, 2010-11	37	101	2.7
2	Jackson Emery, 2009-10	35	91	2.6
3	Marty Haws, 1989-90	30	66	2.2
4	Kyle Collinsworth, 2014-15	22	46	2.1
5	Danny Ainge, 1977-78	30	60	2.0
6	Robbie Reid, 1994-95	32	61	1.906
7	Terrill Lyday, 1999-00	33	62	1.879
8	Matt Carlino, 2012-13	36	64	1.8
9	Matt Carlino, 2013-14	35	61	1.743
10	Danny Ainge, 1978-79	27	46	1.704
11	Marty Haws, 1988-89	29	48	1.655
12	Kyle Collinsworth, 2013-14	34	57	1.676
13	Brett Applegate, 1983-84	31	51	1.645
14	Mike Hall, 2004-05	30	47	1.567
15	Scott Sinek, 1984-85	27	41	1.519
16	Jimmer Fredette, 2008-09	33	50	1.515
17	Jonathan Tavemari, 2008-09	33	49	1.485
18	Danny Ainge, 1979-80	29	43	1.483
19	Lee Cummond, 2006-07	34	50	1.471
20	Randy Reid, 1995-96	28	41	1.464

*Minimum 20 Games Played

Most 10 Assist Games

Rk	Name, Years	#
1	Matt Montague, 2000-01	7
2	Nathan Call, 1991-92	5
3	Mike May, 1976-77	4
	Kyle Collinsworth, 2010-11, 12-present	4
5	Randy Reid, 1992-93	3
6	Kresimir Cosic, 1972-73	2
	Danny Ainge, 1979-80	2
	Danny Ainge, 1977-78	2
	Marty Haws, 1988-89	2
	Scott Runia, 1977-78	2
	Randy Reid, 1995-96	2
	Robbie Reid, 1994-95	2
	Matt Montague, 1996-97	2
	Averian Parrish, 1985-86	2

Triple-Doubles

Rk	Name, Years	T-D
1	Kyle Collinsworth, 2010-11, 12-present	4
2	Danny Ainge	1
	Fred Roberts	1
	Kresimir Cosic	1
	Michael Smith	1

Most 5 3-Pointers Games

Rk	Name, Years	G
1	Jimmer Fredette, 2010-11	10
2	Jackson Emery, 2010-11	6
3	Jackson Emery, 2009-10	5
	Jonathan Tavemari, 2007-08	5
	Chase Fischer, 2014-15	5
6	Jonathan Tavemari, 2008-09	4

Consecutive Games with a Three

Rk	Name, Years	G
1	Jimmer Fredette, 2010-11	28
2	Jonathan Tavemari, 2008-09	22
3	Terrill Lyday, 1999-00	21
4	Chase Fischer, 2014-15	18
5	Andy Toolson, 1989-90	16
	Jonathan Tavemari, 2007-08	16
7	Mark Bigelow, 2001-02	15
	Jackson Emery, 2009-10	15

INDIVIDUAL SINGLE GAME

3-Point Field Goals

Rk	Name, Years	3FG
1	Chase Fischer (Jr.) vs. Chaminade, 11/25/2014*	10
2	Jimmer Fredette (Jr.) at Arizona, 12/28/2009	9
3	Mike Rose (Sr.) vs. UNLV, 02/03/2007	8
	Matt Carlino (Jr.) vs. Portland, 02/22/2014	8
	Mike Rose (Fr.) vs. Southern Utah, 11/21/2003	8
6	Nick Sanderson (Sr.) at Utah State, 12/04/1992	7
	Jimmer Fredette (Sr.) vs. New Mexico, 03/11/2011	7
	Jimmer Fredette (Sr.) vs. Gonzaga, 03/19/2011	7
	Jimmer Fredette (Sr.) at UNLV, 01/05/2011	7
	Danny Bower (Jr.) vs. Ohio State, 12/30/1997	7

*Also set the BYU records for most threes in a half (9) and the most made threes without a miss (8)

3-Point Field Goal Percentage (Freshman*)

Rk	Name, Years	FG	FGA	Pct
1	Jonathan Tavemari vs. TCU, 01/10/2007	6	7	.857
	Anson Winder vs. Buffalo, 12/20/2011	6	7	.857
3	Jimmer Fredette vs. Hartford, 11/20/2007	4	5	.800
	Tyler Haws vs. Wyoming, 01/20/2010	4	5	.800
	Mike Rose vs. Western Oregon, 12/10/2003	4	5	.800
	Isaac Neilson at Weber State, 12/13/2014	4	5	.800
6	Michael Vranes vs. TCU, 03/02/1999	5	7	.714
7	Michael Vranes at UC-Irvine, 12/22/1998	6	9	.667
	Mark Bigelow vs. UTEP, 02/27/1999	4	6	.667
	Robbie Reid at Utah, 01/08/1994	4	6	.667

*Minimum 5 3-Point FG Attempts

TEAM SINGLE GAME

Most Points

Rk	Name, Years	Pts
1	vs. Sacramento State, 02/25/1993	128
2	at Americas, 12/10/1965	123
	at San Diego State, 01/24/1980	123
4	vs. Utah State, 12/19/1987	121
	vs. Chaminade, 11/25/2014	121
6	vs. Oral Roberts, 12/23/1978	120
7	vs. Hofstra, 11/30/1983	119
8	at Utah State, 02/01/1968	118
9	vs. Xavier , 12/30/1964	115
	vs. Utah State, 01/22/1966	115
	vs. Utah, 03/05/1966	115

Most Points, 1st Half

Rk	Name, Years	Pts
1	vs. Hofstra, 11/30/1983	66
	vs. Chaminade, 11/25/2014	66
3	vs. Utah, 03/05/1966	64
4	vs. Sacramento State, 02/25/199	

BYU'S RECORD WHEN ...

Venue	14-15	H	A	N	Under Rose
Overall	16-7	9-3	5-2	2-2	248-85
Home	9-3	—	—	—	140-15
Away	5-1	—	—	—	73-45
Neutral	2-2	—	—	—	35-25
Lead at the half/end of game...	14-15	H	A	N	Under Rose
BYU leads at the half	14-2	8-1	4-1	2-0	206-25
Opponent leads at the half	2-4	1-1	1-1	0-2	36-55
Score tied at the half	0-1	0-1	0-0	0-0	6-5
BYU leads w/5 min left	15-1	8-0	5-1	2-0	234-9
Opponent leads w/5 min left	0-5	0-3	0-1	0-1	11-74
Score tied w/5 min left	1-1	1-0	0-0	0-1	3-2
BYU leads w/1 min left	16-1	9-0	5-0	2-1	242-2
Opponent leads w/1 min left	0-5	0-3	0-2	0-0	3-78
Score tied w/1 min left	0-1	0-0	0-0	0-1	3-5
Game goes into overtime	1-2	1-0	0-0	0-2	8-7
BYU scores...	14-15	H	A	N	Under Rose
100-plus points	2-0	1-0	0-0	1-0	14-1
90-99 points	8-0	4-0	3-0	1-0	47-2
80-89 points	2-3	1-1	1-0	0-2	81-12
70-79 points	4-2	3-0	1-2	0-0	82-25
60-69 points	0-2	0-2	0-0	0-0	20-39
60 or less points	0-0	0-0	0-0	0-0	4-6
Opponent scores...	14-15	H	A	N	Under Rose
100-plus points	0-0	0-0	0-0	0-0	2-3
90-99 points	1-1	1-0	0-0	0-1	3-8
80-89 points	4-3	1-1	2-1	1-1	15-31
70-79 points	6-1	5-0	0-1	1-0	57-35
60-69 points	3-2	2-2	1-0	0-0	101-8
50-59 points	0-0	0-0	0-0	0-0	50-0
50 or less points	2-0	0-0	1-0	0-0	20-0
BYU double figure scorers	14-15	H	A	N	Under Rose
One player in double figures	0-0	0-0	0-0	0-0	1-4
Two players in double figures	4-2	3-1	1-0	0-1	30-21
Three players in double figures	2-3	0-2	2-1	0-0	87-37
Four players in double figures	6-1	3-0	1-1	2-0	86-18
Five players in double figures	3-1	2-0	1-0	0-1	33-5
Six players in double figures	0-0	0-0	0-0	0-0	10-0
Seven players in double figures	1-0	1-0	0-0	0-0	1-0
Shooting, rebounding and TOs	14-15	H	A	N	Under Rose
BYU shoots 50% or better	10-0	6-0	3-0	1-0	111-9
Opponent shoots 50% or better	1-0	1-0	0-0	0-0	15-31
BYU outshoots opponent	11-1	5-0	4-1	2-0	201-16
Opponent outshoots BYU	5-6	4-3	1-1	0-2	46-67
Teams shoot equal FG%	0-0	0-0	0-0	0-0	1-2
BYU outrebounds opponent	13-0	6-0	5-0	2-0	189-23
Opponent outrebounds BYU	3-5	3-2	0-1	0-2	48-57
BYU, opponent tie in rebounds	0-2	0-1	0-1	0-0	11-5
BYU has a positive TO margin	10-4	8-1	2-1	0-2	158-34
BYU has a negative TO margin	5-2	1-2	3-0	1-0	66-43
BYU, opponent tie in TOs	1-1	0-0	0-1	1-0	24-8
Wins, losses and rest	14-15	H	A	N	Under Rose
Coming off a win	9-6	4-3	4-1	1-2	180-67
Coming off a loss	7-1	5-0	1-1	1-0	68-18
Two-plus days between games	9-4	5-3	3-0	1-1	204-63
One day between games	4-1	3-0	1-1	0-0	32-7
Playing the next day	2-1	1-0	0-0	1-1	12-13
Days	14-15	H	A	N	Under Rose
Monday	0-1	0-0	0-0	0-1	6-2
Tuesday	4-0	2-0	1-0	1-0	37-6
Wednesday	1-2	1-1	0-0	0-1	50-14
Thursday	3-1	1-1	2-0	0-0	29-19
Friday	1-0	1-0	0-0	0-0	24-7
Saturday	7-3	4-1	2-2	1-0	102-37

DUNKS

	2014-15	Career
Nate Austin	0	16
Tyler Haws	4	18
Josh Sharp	1	13
Anson Winder	1	3
Kyle Collinsworth	14	42
Frank Bartley IV	0	2
Luke Worthington	3	3
Dalton Nixon	4	4
Corbin Kaufusi	7	7
Ryan Andrus	1	1
Isaac Neilson	1	1
BYU	36	
Opponents	21	

BYU'S RECORD WHEN ...

On television	14-15	H	A	N	Under Rose
All games on TV	16-7	9-3	5-2	2-2	211-79
On BYUtv	9-0	7-0	1-0	1-0	72-6
On ESPN	0-0	0-0	0-0	0-0	1-2
On ESPN2	1-4	0-1	0-1	1-2	8-17
On ESPNU	3-2	2-2	1-0	0-0	15-6
On ESPNEWS	0-0	0-0	0-0	0-0	1-0
On TWC/ROOT Sports	1-1	0-0	1-1	0-0	5-5
On truTV	0-0	0-0	0-0	0-0	1-3
On CBS	0-0	0-0	0-0	0-0	4-5
On CBS Sports Network	1-0	0-0	1-0	0-0	15-7
On Pac-12 Network	0-0	0-0	0-0	0-0	0-2
On KJZZ	1-0	0-0	1-0	0-0	1-0
Top 25	14-15	H	A	N	Under Rose
vs. a top 25 opponent	0-3	0-2	0-0	0-1	9-27
as a top 25 team	0-0	0-0	0-0	0-0	57-16
Months	14-15	H	A	N	Under Rose
November	5-2	4-0	0-0	1-2	49-12
December	6-2	3-2	2-0	1-0	57-20
January	5-3	2-1	3-2	0-0	60-22
February	0-0	0-0	0-0	0-0	51-12
March	0-0	0-0	0-0	0-0	31-18
April	0-0	0-0	0-0	0-0	0-1
Margin of victory/defeat	14-15	H	A	N	Under Rose
1-4 points	2-3	2-1	0-1	0-1	26-20
5-9 points	3-4	3-2	0-1	0-1	44-24
10-15 points	4-0	2-0	2-0	0-0	62-24
16-19 points	1-0	0-0	1-0	0-0	29-12
20-29 points	2-0	1-0	0-0	1-0	50-5
30-39 points	3-0	0-0	2-0	1-0	24-0
40-49 points	0-0	0-0	0-0	0-0	8-0
50+ points	1-0	1-0	0-0	0-0	5-0

FREE THROW STREAKS

Haws	31	3/8/14 - 11/14/14
Halford	25	2/13/14 - 12/29/14
Haws	24	12/2/14 - 12/10/14
Haws	16	12/27/14 - 12/29/14
Haws	14	11/26/14 - 12/2/14
Haws	14	1/15/15 - 1/17/15
Collinsworth	12	11/29/14 - 12/6/14
Fischer	12	12/27/14 - 1/15/15
Halford	12	1/15/15 - 1/29/15
Haws	12	1/24/15 - 1/29/15
Nixon	11	11/19/14 - present
Winder	10	12/23/14 - 12/27/14
Bartley	10	12/6/14 - 1/3/15
Haws	10	1/8/15 - 1/15/15

LATE GAME FREE THROWS, 5:00-2:00

Player	Season	Career
Nate Austin	2-2 (.000)	5-10 (.500)
Kyle Collinsworth	12-15 (.800)	28-45 (.622)
Tyler Haws	20-21 (.952)	83-91 (.912)
Josh Sharp	1-2 (.500)	5-10 (.500)
Anson Winder	6-6 (1.000)	15-19 (.789)
Skyler Halford	4-4 (1.000)	11-12 (.917)
Frank Bartley IV	4-4 (1.000)	5-6 (.750)
Luke Worthington	0-0 (.000)	1-2 (.500)
Isaac Neilson	3-6 (.500)	3-6 (.500)
Corbin Kaufusi	3-5 (.600)	3-5 (.600)
Chase Fischer	2-2 (1.000)	2-2 (1.000)
Totals	59-69 (.855)	
Under Rose	624-850 (.734)	

LATE GAME FREE THROWS, 2:00-0:00

Player	Season	Career
Nate Austin	1-2 (.500)	12-18 (.667)
Kyle Collinsworth	14-16 (.875)	29-48 (.630)
Tyler Haws	19-20 (.950)	90-97 (.928)
Josh Sharp	0-0 (.000)	8-12 (.667)
Anson Winder	17-25 (.680)	36-54 (.667)
Luke Worthington	0-0 (.000)	2-4 (.500)
Frank Bartley IV	4-7 (.571)	5-14 (.357)
Skyler Halford	16-18 (.889)	28-30 (.933)
Chase Fischer	2-2 (1.000)	2-2 (1.000)
Isaac Neilson	1-2 (.500)	1-2 (.500)
Dalton Nixon	1-1 (1.000)	1-1 (1.000)
Corbin Kaufusi	2-3 (.667)	2-3 (.667)
Jordan Ellis	0-2 (.000)	0-2 (.000)
Totals	77-98 (.786)	
Under Rose	807-1077 (.749)	

2014-15 SCORING BY HALF (BYU-OPPONENT)

Opponent	1st half	Margin	FG %	2nd half	Margin	FG %	OT	Margin	FG %	Final	Margin	FG %
Long Beach State	46-47	-1	53.8-50.0	49-43	+6	50.0-58.6	---	---	---	95-90	+5	51.9-54.1
Arkansas-Little Rock	37-28	+9	46.7-25.8	54-34	+20	59.0-43.3	---	---	---	91-62	+29	53.6-34.4
Southern Virginia	49-22	+27	47.2-28.6	52-26	+26	62.5-29.6	---	---	---	101-48	+53	54.4-29.0
vs. San Diego State	33-41	-8	39.9-48.5	34-26	+8	43.3-47.6	20-25	-5	30.0-50.0	87-92	-5	38.5-48.5
vs. Chaminade	66-43	+23	62.2-38.9	55-42	+13	48.6-36.1	---	---	---	121-85	+36	55.4-37.5
vs. Purdue	35-40	-5	37.9-50.0	46-41	+5	53.6-41.7	4-6	-2	20.0-42.9	85-87	-2	43.5-45.8
Eastern Kentucky	32-30	+2	50.0-52.4	58-46	+12	64.5-46.4	---	---	---	90-76	+14	58.2-49.0
at Utah State	31-32	-1	33.3-46.4	60-49	+11	45.5-44.8	---	---	---	91-81	+10	39.4-45.6
vs. Hawai'i	37-30	+7	41.2-37.5	53-40	+13	57.7-38.2	---	---	---	90-70	+20	48.3-37.9
Utah	31-30	+1	42.9-40.7	30-35	-5	32.4-52.4	---	---	---	61-65	-4	36.9-45.8
at Weber State	39-25	+14	57.1-36.0	37-35	+2	54.3-37.3	---	---	---	76-60	+16	54.3-37.3
Stanford	36-35	+1	43.8-48.5	43-42	+1	41.4-48.5	---	---	---	79-77	+2	42.6-48.5
UMass	32-30	+2	38.2-37.0	30-32	-2	36.4-63.6	15-9	+6	66.7-30.0	77-71	+6	39.0-45.8
Gonzaga	43-43	0	46.7-50.0	37-44	-7	32.1-48.4	---	---	---	80-87	-7	39.7-49.2
Portland	43-37	+6	45.2-40.7	54-51	+3	55.9-52.8	---	---	---	97-88	+9	50.8-47.6
at Santa Clara	41-22	+19	53.6-28.6	40-24	+16	40.0-32.1	---	---	---	81-46	+35	47.2-30.4
at San Francisco	57-29	+28	74.1-38.5	42-39	+3	46.4-43.8	---	---	---	99-68	+31	60.0-41.4
Pepperdine	29-39	-10	36.4-46.7	32-28	+4	40.0-37.5	---	---	---	61-67	-6	38.1-42.6
Loyola Marymount	47-36	+11	50.0-43.8	38-36	+2	52.0-46.4	---	---	---	85-72	+13	50.9-45.0
at Pacific	43-34	+9	53.3-50.0	50-46	+4	54.5-41.9	---	---	---	93-80	+13	53.8-45.8
at Saint Mary's	37-45	-8	44.0-45.5	40-37	+3	46.7-50.0	---	---	---	77-82	-5	45.5-47.5
at San Diego	38-33	+5	53.3-36.7	36-44	-8	36.4-50.0	---	---	---	74-77	-3	44.4-43.3
San Francisco	34-30	+4	37.5-44.0	44-44	0	42.4-51.6	---	---	---	78-74	+4	40.0-48.2
Santa Clara												
at Pepperdine												
at Loyola Marymount												
Saint Mary's												
Pacific												
San Diego												
at Portland												
at Gonzaga												
Season Totals	39.8-34.0	+5.9	46.0-41.9	44.1-38.4	+5.7	47.6-45.2	13.0-13.3	-0.3	32.1-41.4	85.6-74.1	+11.5	47.0-43.5

* Superlatives in bold

2014-15 Offensive Trends (BYU-Opponent)

Opponent	Points/Paint	Points Off TO	2nd Chance Points	Fastbreak Points	Bench Points	Big Run	Big Lead					
Long Beach State	24	34	19	15	4	13	9	7	43	26	9-0/6-0	10/5
Arkansas-Little Rock	52	20	24	7	10	13	14	0	34	21	14-0/8-0	31/3
Southern Virginia	54	16	35	8	20	12	24	2	66	26	16-0/7-0	56/-
vs. San Diego State	28	40	15	13	15	22	4	8	29	30	8-0/11-0	5/11
vs. Chaminade	34	32	27	8	17	17	11	9	50	29	16-0/8-0	36/-
vs. Purdue	28	38	17	9	16	7	14	2	27	20	7-0/11-0	4/8
Eastern Kentucky	30	26	22	17	12	5	10	2	33	15	9-0/6-0	25/3
at Utah State	26	26	18	4	18	8	11	2	24	4	12-0/6-0	14/5
vs. Hawai'i	34	38	12	22	14	11	16	4	21	7	13-0/13-0	24/9
Utah	26	32	24	13	10	7	8	6	16	27	14-0/10-0	4/13
at Weber State	14	30	21	15	7	7	0	0	25	10	10-0/7-0	20/-
Stanford	30	28	22	13	25	13	9	5	13	12	8-0/11-0	13/2
UMass	28	32	18	15	14	14	6	10	41	17	10-0/12-0	7/7
Gonzaga	24	36	11	13	9	13	6	6	40	15	9-0/12-0	6/16
Portland	44	22	22	6	12	6	16	0	14	14	13-0/9-0	22/5
at Santa Clara	22	16	20	5	6	0	6	2	33	7	17-0/6-0	38/-
at San Francisco	28	26	11	10	18	4	2	2	28	10	11-0/6-0	35/3
Pepperdine	30	22	9	9	16	8	6	4	6	31	7-0/6-0	-/14
Loyola Marymount	20	26	27	11	10	19	9	2	12	17	13-0/8-0	17/-
at Pacific	26	40	17	20	12	7	7	8	17	37	10-0/5-0	16/-
at Saint Mary's	26	42	18	17	6	12	0	6	8	15	11-0/10-0	6/11
at San Diego	14	20	15	11	16	16	0	0	22	46	7-0/8-0	9/7
San Francisco	34	34	27	8	12	7	10	4	20	23	8-0/5-0	8/4
Santa Clara												
at Pepperdine												
at Loyola Marymount												
Saint Mary's												
Pacific												
San Diego												
at Portland												
at Gonzaga												
Season Totals	676	676	451	269	299	241	198	91	622	459		
Times Led, Record (W/L/T)	8-1/6-6/2-0		14-5/2-1/0-1		10-3/3-3/3-1		12-3/2-2/2-2		12-2/3-5/1-0			
Under Rose (W/L/T)	158-29/74-54/16-2		196-33/45-48/7-4		157-35/75-46/16-4		179-44/43-27/26-14		143-34/98-48/7-3			

* Superlatives in bold



2014-15 WCC Standings (as of 1/29/15)

	Overall	Pct	WCC	Pct
Gonzaga	21-1	.955	10-0	1.000
Saint Mary's	17-4	.810	9-1	.900
BYU	16-7	.696	6-4	.600
Pepperdine	13-8	.619	6-4	.600
Santa Clara	11-11	.500	5-5	.500
San Diego	11-11	.500	4-6	.400
Portland	12-10	.545	3-7	.300
San Francisco	9-13	.409	3-7	.300
Pacific	10-12	.455	2-8	.200
Loyola Marymount	6-16	.273	2-8	.200

2014-15 WCC Players of the Week

Nov. 17	Brandon Clark, Santa Clara
Nov. 24	Brad Waldow, Saint Mary's
Dec. 1	Kevin Pangos, Gonzaga
Dec. 8	Kyle Collinworth, BYU
Dec. 15	Kyle Wiltjer, Gonzaga
Dec. 22	Dulani Robinson, Pacific
Dec. 29	Kyle Collinworth, BYU
Jan. 5	Przemek Karnowski, Gonzaga
Jan. 12	Stacy Davis, Pepperdine
Jan. 19	Brad Waldow, Saint Mary's
Jan. 26	Brandon Clark, Santa Clara

2014-15 Preseason All-WCC Team

Player	School	Yr.	Pos.
Jared Brownridge	Santa Clara	So.	G
<i>Kyle Collinworth</i>	<i>BYU</i>	<i>Jr.</i>	<i>G</i>
Stacy Davis	Pepperdine	Jr.	F
Johnny Dee	San Diego	Sr.	G
<i>Tyler Haws</i>	<i>BYU</i>	<i>Sr.</i>	<i>G</i>
Przemek Karnowski	Gonzaga	Jr.	C
Kevin Pangos	Gonzaga	Sr.	G
Kruize Pinkins	San Francisco	Sr.	F
Thomas van der Mars	Portland	Sr.	C
Brad Waldow	Saint Mary's	Sr.	C

2014-15 WCC Preseason Poll Team (First Place Votes)

Team	Points
1. Gonzaga (9)	81
2. BYU (1)	69
3. Saint Mary's	62
4. San Francisco	59
5. San Diego	47
6. Portland	45
7. Pepperdine	29
7. Santa Clara	29
9. Loyola Marymount	19
10. Pacific	10

TEAM	All	Conf
WCC Stats (as of 1/29/15)		
Scoring Offense	1	1
Scoring Defense	10	9
Scoring Margin	2	2
FT Percentage	1	1
FG Percentage	2	2
FG Percentage Defense	8	6
3FG Percentage	3	6
3FG Percentage Defense	4	3
3-Point FG Made/Game	1	1
Rebounding Offense	1	2
Rebounding Defense	10	8
Rebounding Margin	4	3
Blocked Shots	7	10
Assists	1	1
Steals	1	2
Turnover Margin	2	3
Assist/Turnover Ratio	2	2
Offensive Rebounds	3	6
Defensive Rebounds	2	2
Defensive Reb Pct	3	3
Offensive Reb Pct	6	7
NCAA Stats (as of 1/29/15)	Rank	Actual
Won-Lost Percentage	72	69.6
Scoring Offense	1	85.6
Scoring Defense	328	74.1
Scoring Margin	26	11.5
Field-Goal Percentage	40	47.0
Field-Goal Pct Defense	216	43.5
3-Point Field Goals/Game	20	8.7
3-Point Field-Goal Pct	50	37.6
3-Point FG Defense	128	32.8
Free-Throw Percentage	3	77.5
Rebound Margin	66	4.1
Assists Per Game	3	17.6
Assist Turnover Ratio	16	1.43
Blocked Shots Per Game	279	2.5
Steals Per Game	43	7.9
Turnovers Per Game	120	12.3
Turnover Margin	58	2.0
Personal Fouls Per Game	298	20.5
Total Blocks	245	57
Total Assists	1	405
Total Rebounds	5	887
Free Throw Attempts	1	583
Free Throws Made	1	452
3-Point Field Attempts	7	534
Total 3-Point FGs Made	7	201
Total Steals	18	181
Few Turnovers	246	283
Fewest Fouls	337	471
Offensive Rebounds/Game	101	11.74
Defensive Rebounds/Game	23	26.83
Total Rebounds/Game	31	38.57

INDIVIDUAL	WCC (as of 1/29/15)	Top BYU player - All	Rank	Top BYU player - Conf	Rank
Scoring	Tyler Haws		1	Tyler Haws	1
Rebounding	Kyle Collinworth		2	Kyle Collinworth	2
FG Percentage	Anson Winder		12	Tyler Haws	12
Assists	Kyle Collinworth		2	Kyle Collinworth	1
FT Percentage	Tyler Haws		2	Skyler Halford	4
Steals	Kyle Collinworth		1	Kyle Collinworth	2
3FG Percentage	Skyler Halford		7	Skyler Halford	6
3FG Made/Game	Chase Fischer		1	Chase Fischer	T1
Blocked Shots	Corbin Kaufusi		T12	Corbin Kaufusi	10
Assist/TO Ratio	Kyle Collinworth		7	Kyle Collinworth	T3
Offensive Rebounds	Kyle Collinworth		T11	Kyle Collinworth	10
Defensive Rebounds	Kyle Collinworth		2	Kyle Collinworth	1
Minutes Played	Tyler Haws		5	Tyler Haws	T4
NCAA Stats (as of 1/29/15)	BYU Player	Rank	Actual		
Points Per Game	Tyler Haws	2	22.7		
Field Goal Percentage	Anson Winder	83	49.8		
	Tyler Haws	100	48.3		
3-Point FGs Per Game	Chase Fischer	20	3.04		
3-Point FG Percentage	Chase Fischer	36	41.4		
Free-Throw Percentage	Tyler Haws	23	88.6		
Rebounds Per Game	Kyle Collinworth	57	8.2		
Assists Per Game	Kyle Collinworth	21	5.8		
Steals Per Game	Kyle Collinworth	33	2.09		
Total Points	Tyler Haws	1	521		
	Chase Fischer	168	311		
Total Rebounds	Kyle Collinworth	41	181		
Double-Doubles	Kyle Collinworth	31	8		
Triple-Doubles	Kyle Collinworth	1	4		
Total Assists	Kyle Collinworth	14	127		
Total Field Goals Made	Tyler Haws	1	169		
Total Minutes	Tyler Haws	49	741		
Total 3-Point FG Attempts	Chase Fischer	11	169		
Total 3-Point FGs Made	Chase Fischer	6	70		
Total Steals	Kyle Collinworth	19	46		
Total FG Attempts	Tyler Haws	2	350		
Free Throws Made	Tyler Haws	1	147		
	Kyle Collinworth	143	77		
Free Throw Attempts	Tyler Haws	4	166		
	Kyle Collinworth	133	105		
Defensive Rebounds/Game	Kyle Collinworth	37	6.14		

BYU BASKETBALL

ROSTER AND CAREER HIGHS

No.	Name	Pos.	Ht.	Wt.	Yr.	Hometown (Previous School)	Pronunciations
1	Chase Fischer	G	6-3	195	Jr.	Ripley, W.Va. (Wake Forest)	JAMAL AYTES ATE-s or 8's
2	Jordan Ellis	G	6-1	185	Jr.	Medford, Ore. (North Medford HS)	BOB MEDINA meh-DEE-nuh
3	Tyler Haws	G	6-5	200	Sr.	Alpine, Utah (Lone Peak HS)	
5	Kyle Collinsworth	G	6-6	215	Jr.	Provo, Utah (Provo HS)	SKYLER HALFORD HAL-ford
10	Ryan Andrus	G	6-10	220	Fr.	American Fork, Utah (American Fork HS)	TERRY NASHIF NASH-if
12	Josh Sharp	F	6-7	185	Sr.	Highland, Utah (Utah)	
15	Jake Toolson	G	6-5	210	Fr.	Gilbert, Ariz. (Highland HS)	CORBIN KAUFUSI KAW-foo-see
20	Anson Winder	G	6-3	195	Sr.	Las Vegas, Nev. (Bishop Gorman HS)	ROBERT RAMOS RAY-mus
21	Kyle Davis*	F	6-7	225	Jr.	Draper, Utah (Utah State)	
23	Skyler Halford	G	6-1	180	Sr.	Orem, Utah (SLCC)	ANSON WINDER AN-sun WINE-der
24	Frank Bartley IV	G	6-3	200	So.	Baton Rouge, La. (Future College Prep)	
25	Jordan Chatman	G	6-4	195	Fr.	Vancouver, Wash. (Union HS)	
30	Dalton Nixon	F	6-8	230	Fr.	Orem, Utah (Orem HS)	
33	Nate Austin	F	7-0	230	Sr.	Alpine, Utah (Lone Peak HS)	
35	Isaac Neilson	C	6-10	230	Fr.	Mission Viejo, Calif. (Mission Viejo HS)	
40	Jamal Aytes	F	6-6	230	So.	San Diego, Calif. (JSerra Catholic HS)	
41	Luke Worthington	F	6-10	245	So.	Mequon, Wis. (Homestead HS)	
44	Corbin Kaufusi	C	6-10	260	Fr.	Provo, Utah (Timpview HS)	

Head Coach: Dave Rose, 10th year (Houston, 1983)

Assistant Coaches: Terry Nashif (BYU, 2005); Tim LaComb (Utah, 2006); Mark Pope (Kentucky, 1996)

Director of Basketball Operations: Cody Fueger (Utah, 2006)

Coordinator of Player Development: Garrett Faucette (BYU, 2008)

Team Trainer: Robert Ramos (BYU, 1995)

Strength and Conditioning Coach: Bob Medina (UNLV, 1988)

2014-15 SEASON AND CAREER HIGHS

#	Player		Points	Rebounds	Assists
1	Chase Fischer	Season	30 vs. Chaminade	5 vs. Hawaii, at Saint Mary's	5, twice, last vs. Hawaii
		Career	same	same	same
2	Jordan Ellis	Season	2 vs. SVU	2 vs. Chaminade	1, twice, last vs. Hawaii
		Career	same	same	same
3	Tyler Haws	Season	35 at Utah State	8 vs. Utah	6 vs. Portland
		Career	48 at Portland (13-14)	13 vs. Weber State (13-14)	6 vs. Idaho State (09-10), vs. Portland (14-15)
5	Kyle Collinsworth	Season	21, twice, last vs. Portland	15 vs. UMass, at Santa Clara	11 at Pacific
		Career	23 vs. Loyola Marymount (13-14)	16 vs. Loyola Marymount (13-14)	same
12	Josh Sharp	Season	4 vs. Southern Virginia	4 vs. Southern Virginia	1, 3 times, last at Santa Clara
		Career	14 at Gonzaga (12-13), vs. SCU (12-13)	12 vs. LMU (12-13)	3, 3 times, last vs. Oregon (13-14)
15	Jake Toolson	Season	15 vs. Southern Virginia	7 vs. Southern Virginia	4 vs. Southern Virginia
		Career	same	same	same
20	Anson Winder	Season	25 vs. UMass	8 vs. Chaminade	6 vs. Hawaii
		Career	same	same	9 vs. Northern Arizona (11-12)
23	Skyler Halford	Season	18 vs. Long Beach State	5 vs. Portland	7 vs. Long Beach State
		Career	28 vs. San Diego (13-14)	6, twice, last vs. Santa Clara (13-14)	same
24	Frank Bartley IV	Season	6 vs. Gonzaga, at Santa Clara	6 vs. Southern Virginia	7 vs. Southern Virginia
		Career	16 vs. Mount St. Mary's (13-14)	7 vs. Mount St. Mary's, at LMU (13-14)	same
30	Dalton Nixon	Season	10 vs. Southern Virginia	4, 4 times, last at Saint Mary's	4 at San Francisco
		Career	same	same	same
33	Nate Austin	Season	8 vs. Arkansas-Little Rock	11 vs. Arkansas-Little Rock	3 vs. Long Beach State, vs. Chaminade
		Career	15 vs. Weber State (11-12)	16 vs. San Francisco (13-14)	4 vs. ENMU (12-13), vs. PVAMU (13-14)
35	Isaac Neilson	Season	15 at Weber State	7 vs. Southern Virginia	2 vs. Southern Virginia
		Career	same	same	same
41	Luke Worthington	Season	12 vs. Southern Virginia	6 at Utah State	1, 5 times, last Pacific
		Career	same	same	1, 9 times, last Pacific
44	Corbin Kaufusi	Season	8 vs. Chaminade	6 vs. Chaminade, at Santa Clara	1, twice, last vs. Portland
		Career	same	same	same

GEOGRAPHIC BREAKDOWN

Arizona	Jake Toolson
California	Jamal Aytes, Isaac Neilson
Louisiana	Frank Bartley IV
Nevada	Anson Winder
Oregon	Jordan Ellis
Utah	Ryan Andrus, Nate Austin, Kyle Collinsworth, Kyle Davis, Skyler Halford, Tyler Haws, Corbin Kaufusi, Dalton Nixon, Josh Sharp
Washington	Jordan Chatman
West Virginia	Chase Fischer
Wisconsin	Luke Worthington

CLASS BREAKDOWN

Seniors	Juniors	Sophomores	Freshmen
Nate Austin Skyler Halford Tyler Haws Josh Sharp Anson Winder	Kyle Collinsworth Kyle Davis* Jordan Ellis Chase Fischer	Jamal Aytes Frank Bartley IV Luke Worthington	Ryan Andrus Jake Toolson Jordan Chatman Dalton Nixon Isaac Neilson Corbin Kaufusi
*Sitting out in 2014-15 due to NCAA transfer rules			

#1 • CHASE FISCHER
6-3 • 195 • JR • GUARD



RIPLEY, WEST VIRGINIA
WAKE FOREST

2014-15 SEASON HIGHS

PTS	30 vs. Chaminade – 11/25/14
1st H	27 vs. Chaminade – 11/25/14
2nd H	12 vs. Hawai'i – 12/6/14
REB	5, twice, last at Saint Mary's – 1/17/15
AST	5, twice, last vs. Hawai'i – 12/6/14
STL	3 vs. Hawai'i – 12/6/14
BLK	1, twice, last vs. LMU – 1/10/15
FGM	10 vs. Chaminade – 11/25/14
FGA	14, twice, last vs. Stanford – 12/20/14
3PM	10 vs. Chaminade – 11/25/14
3PA	13 vs. Chaminade – 11/25/14
FTM	5 vs. LBSU – 11/14/14
FTA	5, twice, last vs. Hawai'i – 12/6/14

MISCELLANEOUS

	14-15	Career
Double-Figure Points	15 (13-2)	same
20-plus Points	4 (4-0)	same
Double-Figure Reb	0 (0-0)	same
Double-Doubles	0 (0-0)	same
3-plus Steals	2 (2-0)	same
3-plus Blocks	0 (0-0)	same
3-plus 3-point FG	11 (9-2)	same
Scoring Leader	3 (3-0)	same
Rebound Leader	0 (0-0)	same
Assist Leader	0 (0-0)	same

2014-15 SEASON — PPG: 13.5 RPG: 2.1 APG: 2.4 SPG: 0.8 BPG: 0.1 FG%: .436 3FG%: .414 FT%: .795

Last Time Out

- Totalled 6 points, 3 assists, 2 rebounds and 1 steal vs. San Francisco

In 2014-15 • Junior

- A team captain
- Set a BYU record with 10 threes vs. Chaminade for a career-high 30 points
- Scored 17 points on 4 of 8 3-point shooting and 5 of 5 from the free throw line ... also had 5 assists, 3 rebounds and 1 steal vs. Long Beach State
- Totalled 19 points on 7 of 12 shooting, 4 of 7 from three, vs. UALR
- Had 20 points, hit 4 of 8 threes, added 3 rebounds and 2 assists vs. EKU
- Totalled 20 points, 5 boards, 5 assists and 3 steals vs. Hawai'i
- Totalled 16 points, 3 rebounds, 2 assists and 2 steals vs. Portland
- Had 20 points and was 6 of 9 from 3-point range ... added 2 assists, 1 steal and 1 rebound at San Francisco
- Had 19 points and was 5 of 8 from 3-point range plus 4 assists, 3 rebounds, 1 block and 1 steal against LMU
- Hit 5 of 9 from three and 18 points and added 2 boards and 1 assist at Pacific

Before BYU

- Played in 62 games and started six times for the Wake Forest Demon Deacons in 2011-12 and 2012-13
- A team captain as a sophomore in 2012-13

- As a sophomore averaged 4.5 points and 1.1 rebounds in 14.2 minutes per game while shooting .395 from the field, .422 from three and .600 from the free-throw line
- Scored a career-high 15 points while hitting a career-best 5 of 8 from three vs. High Point on Dec. 5, 2012
- Scored in double figures five times and hit two-plus threes 10 times
- As a freshman in 2011-12 averaged 6.3 points, 2.2 rebounds and 1.5 assists in 26.1 minutes per game and shot .350 from the field, .320 from three and .821 from the free-throw line
- Scored in double figures nine times and hit two-plus threes 12 times
- Prepped at Ripley High School
- A 2011 first-team Parade All-American
- 2011 Gatorade Boys Basketball Player of the Year for the state of West Virginia and a McDonald's All-America nominee
- Two-time first team all-state selection in 2009-10 and 2010-11
- Received the 2011 Bill Evans Award, which goes to the state's player of the year (was second in the voting as a junior)

Personal

- Parents are John and Robin Fischer
- Older brother Noah played college basketball at Marshall and University of Charleston
- Before committing to Wake Forest was also recruited by Marshall, Ohio, UCF and VCU

2014-15 GAME-BY-GAME

Opponent	Date	GS	Min	FG	FGA	Pct	3FG	FGA	Pct	FT	FTA	Pct	Off	Def	TR	Avg	PF	FO	A	TO	Blk	Stl	Pts	Avg	
Long Beach State	11/14/14	*	31	4	9	.444	4	8	.500	5	5	1.000	0	3	3	3.0	3	0	5	2	0	1	17	17.0	
Arkansas-Little Rock	11/18/14	*	28	7	12	.583	4	7	.571	1	1	1.000	0	2	2	2.5	1	0	1	2	0	1	19	18.0	
Southern Virginia	11/19/14	*	16	4	9	.444	0	4	.000	2	4	.500	0	3	3	2.7	1	0	3	2	0	0	10	15.3	
vs. San Diego State	11/24/14	*	42	4	13	.308	3	9	.333	0	0	.000	0	1	1	2.3	2	0	2	3	1	1	11	14.3	
vs. Chaminade	11/25/14	*	23	10	14	.714	10	13	.769	0	0	.000	0	0	0	1.8	2	0	3	0	0	1	30	17.4	
vs. Purdue	11/26/14	*	38	2	11	.182	2	11	.182	1	2	.500	0	3	3	2.0	1	0	2	3	0	1	7	15.7	
Eastern Kentucky	11/29/14	*	27	7	12	.583	4	8	.500	2	3	.667	0	3	3	2.1	2	0	2	3	0	0	20	16.3	
at Utah State	12/02/14	*	17	1	9	.111	1	5	.200	0	0	.000	1	2	3	2.3	1	0	1	0	0	1	3	14.6	
vs. Hawai'i	12/06/14	*	32	6	11	.545	4	9	.444	4	5	.800	1	4	5	2.6	2	0	5	3	0	3	20	15.2	
Utah	12/10/14	*	22	1	5	.200	1	5	.200	0	0	.000	0	0	0	2.3	4	0	1	1	0	0	3	14.0	
at Weber State	12/13/14	*	33	4	8	.500	4	7	.571	1	2	.500	0	0	0	2.1	3	0	4	1	0	0	13	13.9	
Stanford	12/20/14	*	31	6	14	.429	2	6	.333	2	2	1.000	1	0	1	2.0	1	0	3	3	0	2	16	14.1	
UMass	12/23/14	*	35	3	12	.250	2	8	.250	0	0	.000	0	1	1	1.9	1	0	2	1	0	2	8	13.6	
Gonzaga	12/27/14	*	19	2	7	.286	1	6	.167	3	4	.750	1	1	2	1.9	2	0	1	2	0	0	8	13.2	
Portland	12/29/14	*	27	5	7	.714	2	3	.667	4	4	1.000	1	2	3	2.0	2	0	2	2	0	2	16	13.4	
at Santa Clara	01/01/15	*	27	4	9	.444	2	5	.400	4	4	1.000	0	3	3	2.1	1	0	3	3	0	0	14	13.4	
at San Francisco	01/03/15	*	23	7	12	.583	6	9	.667	0	0	.000	0	1	1	2.0	0	0	2	0	0	1	20	13.8	
Pepperdine	01/08/15	*	29	3	9	.333	2	6	.333	0	0	.000	0	1	1	1.9	2	0	2	1	0	0	8	13.5	
Loyola Marymount	01/10/15	*	30	6	9	.667	5	8	.625	2	2	1.000	1	2	3	2.0	2	0	4	0	1	1	19	13.8	
at Pacific	01/15/15	*	23	6	11	.545	5	9	.556	1	2	.500	0	2	2	2.0	3	0	1	2	0	0	18	14.0	
at Saint Mary's	01/17/15	*	31	6	15	.400	5	12	.417	2	3	.667	1	4	5	2.1	2	0	2	1	0	0	19	14.2	
at San Diego	01/24/15	*	25	3	8	.375	0	3	.000	0	0	.000	0	1	1	2.1	2	0	1	2	0	1	6	13.9	
San Francisco	01/29/15	*	26	2	10	.200	1	8	.125	1	1	1.000	0	2	2	2.1	1	0	4	1	0	1	6	13.5	
Santa Clara	01/31/15																								
at Pepperdine	02/05/15																								
at Loyola Marymount	02/07/15																								
Saint Mary's	02/12/15																								
Pacific	02/14/15																								
San Diego	02/19/15																								
at Portland	02/26/15																								
at Gonzaga	02/28/15																								
Totals			23	635	103	.236	.436	70	.169	.414	35	.44	.795	7	41	48	2.1	41	0	56	38	2	19	311	13.5


CAREER STATISTICS (ALL GAMES)

Year	GP	GS	Min	Avg	FG	FGA	Pct	3FG	FGA	Pct	FT	FTA	Pct	Off	Def	TR	Avg	PF	FO	A	TO	Blk	Stl	Pts	Avg
2014-15	23	23	635	27.6	103	236	.436	70	169	.414	35	44	.795	7	41	48	2.1	41	0	56	38	2	19	311	13.5
TOTAL	23	23	635	27.6	103	236	.436	70	169	.414	35	44	.795	7	41	48	2.1	41	0	56	38	2	19	311	13.5

CAREER STATISTICS (CONFERENCE GAMES)

Year	GP	GS	Min	Avg	FG	FGA	Pct	3FG	FGA	Pct	FT	FTA	Pct	Off	Def	TR	Avg	PF	FO	A	TO	Blk	Stl	Pts	Avg
2014-15	10	10	260	26.0	44	97	.454	29	69	.420	17	20	.850	4	19	23	2.3	17	0	22	14	1	6	134	13.4
TOTAL	10	10	260	26.0	44	97	.454	29	69	.420	17	20	.850	4	19	23	2.3	17	0	22	14	1	6	134	13.4

#2 • JORDAN ELLIS
6-1 • 180 • JR • GUARD



MEDFORD, OREGON
PORTLAND STATE

2014-15 SEASON — PPG: 0.3 RPG: 0.4 APG: 0.4 SPG: 0.1 BPG: 0.0 FG%: .500 3FG%: .000 FT%: .000

Last Time Out

- Did not play at San Francisco

In 2014-15 • Junior

- Scored 2 points in 16 minutes during his BYU debut against SVU

Before BYU

- A three-time letterwinner at North Medford High School
- A three-time first-team all-conference honoree
- North Medford's all-time leading scorer
- Lettered in football and track
- Also attended Grayson County College in Texas and Portland State prior to BYU

Personal

- Parents are Jerry and Dee Ellis
- Has two brothers and one sister
- Served a two-year mission for The Church of Jesus Christ of Latter-day Saints in Boston, Massachusetts

2014-15 SEASON HIGHS

PTS	2 vs. SVU – 11/19/14
1st H	—
2nd H	2 vs. SVU – 11/19/14
REB	2 vs. Chaminade – 11/25/14
AST	1, 3 times, last at Santa Clara – 1/1/15
STL	1 at Santa Clara – 1/1/15
BLK	—
FGM	1 vs. SVU – 11/19/14
FGA	1, twice, last at San Francisco – 1/3/15
3PM	—
3PA	—
FTM	—
FTA	—

MISCELLANEOUS

	14-15	Career
Double-Figure Points	0 (0-0)	same
20-plus Points	0 (0-0)	same
Double-Figure Reb	0 (0-0)	same
Double-Doubles	0 (0-0)	same
3-plus Steals	0 (0-0)	same
3-plus Blocks	0 (0-0)	same
3-plus 3-point FG	0 (0-0)	same
Scoring Leader	0 (0-0)	same
Rebound Leader	0 (0-0)	same
Assist Leader	0 (0-0)	same

2014-15 GAME-BY-GAME

Opponent	Date	GS	Min	FG	FGA	Pct	3FG	FGA	Pct	FT	FTA	Pct	Off	Def	TR	Avg	PF	FO	A	TO	Blk	Stl	Pts	Avg
Long Beach State	11/14/14																							
Arkansas-Little Rock	11/18/14																							
Southern Virginia	11/19/14		16	1	1	1.000	0	0	.000	0	0	.000	0	0	0.0	1	0	0	0	0	0	2	2.0	
vs. San Diego State	11/24/14																							
vs. Chaminade	11/25/14		5	0	0	.000	0	0	.000	0	0	.000	0	2	2	1.0	0	0	1	0	0	0	1.0	
vs. Purdue	11/26/14																							
Eastern Kentucky	11/29/14		0+	0	0	.000	0	0	.000	0	0	.000	0	0	0	0.7	0	0	0	0	0	0	0.7	
at Utah State	12/02/14																							
vs. Hawai'i	12/06/14		1	0	0	.000	0	0	.000	0	0	.000	0	0	0.5	0	0	1	1	0	0	0	0.5	
Utah	12/10/14																							
at Weber State	12/13/14																							
Stanford	12/20/14																							
UMass	12/23/14		0+	0	0	.000	0	0	.000	0	0	.000	0	0	0.4	0	0	0	0	0	0	0	0.4	
Gonzaga	12/27/14																							
Portland	12/29/14																							
at Santa Clara	01/01/15		4	0	0	.000	0	0	.000	0	0	.000	0	0	0.3	0	0	1	0	0	1	0	0.3	
at San Francisco	01/03/15		3	0	1	.000	0	0	.000	0	0	.000	0	0	0.3	1	0	0	0	0	0	0	0.3	
Pepperdine	01/08/15																							
Loyola Marymount	01/10/15																							
at Pacific	01/15/15		1	0	0	.000	0	0	.000	0	2	.000	0	1	1	0.4	0	0	0	0	0	0	0.3	
at Saint Mary's	01/17/15																							
at San Diego	01/24/15																							
San Francisco	01/29/15																							
Santa Clara	01/31/15																							
at Pepperdine	02/05/15																							
at Loyola Marymount	02/07/15																							
Saint Mary's	02/12/15																							
Pacific	02/14/15																							
San Diego	02/19/15																							
at Portland	02/26/15																							
at Gonzaga	02/28/15																							
Totals		0	30	1	2	.500	0	0	.000	0	2	.000	0	3	3	0.4	2	0	3	1	0	1	2	0.3

CAREER STATISTICS (ALL GAMES)

Year	GP	GS	Min	Avg	FG	FGA	Pct	3FG	FGA	Pct	FT	FTA	Pct	Off	Def	TR	Avg	PF	FO	A	TO	Blk	Stl	Pts	Avg
2014-15	8	0	30	3.8	1	2	.500	0	0	.000	0	2	.000	0	3	3	0.4	2	0	3	1	0	1	2	0.3
TOTAL	8	0	30	3.8	1	2	.500	0	0	.000	0	2	.000	0	3	3	0.4	2	0	3	1	0	1	2	0.3

CAREER STATISTICS (CONFERENCE GAMES)

Year	GP	GS	Min	Avg	FG	FGA	Pct	3FG	FGA	Pct	FT	FTA	Pct	Off	Def	TR	Avg	PF	FO	A	TO	Blk	Stl	Pts	Avg
2014-15	3	0	8	2.7	0	1	.000	0	0	.000	0	2	.000	0	1	1	0.3	1	0	1	0	0	1	0	0.0
TOTAL	3	0	8	2.7	0	1	.000	0	0	.000	0	2	.000	0	1	1	0.3	1	0	1	0	0	1	0	0.0

#3 • TYLER HAWS
6-5 • 195 • SR • GUARD



ALPINE, UTAH
LONE PEAK HS

2014-15 SEASON — PPG: 22.7 RPG: 4.4 APG: 2.4 SPG: 1.0 BPG: 0.3 FG%: .483 3FG%: .367 FT%: .886

Last Time Out

- Totaled 28 points, 4 rebounds, 3 steals and an assist vs. San Francisco

In 2014-15 • Senior

- A team captain
- Named Preseason All-WCC as voted on by the league's coaches
- Scored a season-high 32 points, hit 13 of 14 from the free throw line and added a career-best 3 blocks against Purdue
- Scored a season-high 26 points and hit a season-best 5 threes vs. SDSU
- Scored a season-high 35 points on 10 of 19 shooting from the field, 12 of 13 from the free throw line vs. Utah State ... added 6 rebounds, 2 assists and 1 steal
- Totaled 22 points, 7 rebounds and 1 steal at San Francisco ... broke the 2,300 point mark
- Scored 26 points and added 4 rebounds, 3 assists and 1 steal against LMU ... set BYU career record for free throws made with 628
- Scored 26 points and added 5 boards, 3 assists and 2 steals at Pacific
- Had a streak of 60-consecutive games scoring in double figures

In 2013-14 • Junior

- Named an Honorable Mention All-American by the Associated Press
- Named WCC Player of the Year, to the All-WCC Team and the WCC All-Tournament Team
- Named to the USBWA All-District VIII First Team, the NABC All-District 9 First Team and the Basketball Times All-District Team (Rockies)
- Named to the All-High Major First Team, the WCC Player of the Year and to the All-WCC First Team by CollegeSportsMadness.com
- Two-time WCC Player of the Week (Jan. 13, Feb. 1)
- Named the Co-Male Athlete of the Year and received the Floyd Johnson Service Award at the 2014 Y Awards

- Ranked 6th in the nation in points per game at 23.2 (6th all-time at BYU for a single season), 5th in total points, 6th in field goal attempts and field goals made, 5th in free throws made, 27th in attempts and 19th in free throw percentage

In 2012-13 • Sophomore

- Named to All-West Coast Conference Team, USBWA All-District VIII First Team and NABC All-District 9 First Team
- Ranked 7th in the NCAA in scoring (the only BYU sophomore to finish in the top 10 and only the fifth Cougar to do so), 102nd in field goal percentage and 17th in free throw percentage

In 2011-12 • Freshman

- Named to All-MWC Third Team, Academic All-MWC and the HoopTV Las Vegas Classic All-Tournament Team
- Averaged 11.3 points and 4.2 rebounds and shot .498 from the field, .368 from three and .917 from the free throw line

Before BYU

- Played for Quincy Lewis at Lone Peak High School
- Named Deseret News Mr. Basketball as a junior and senior
- Led Lone Peak to state titles as a sophomore and junior
- Participated in the NBA Top 100 camp in Charlottesville, Va., and the Reebok All-America camp in Philadelphia in summer of 2008

Personal

- Parents are Marty and Tiffanie Haws
- Served a mission for The Church of Jesus Christ of Latter-day Saints in the Philippines
- Was born in Belgium

2014-15 SEASON HIGHS

PTS	35 at Utah State – 12/2/14
1st H	17 vs. LMU – 1/10/14
2nd H	26 at Utah State – 12/2/14
REB	8 vs. Utah – 12/10/14
AST	6 vs. Portland – 12/29/14
STL	3, twice, last vs. USF – 1/29/15
BLK	3 vs. Purdue – 11/26/14
FGM	11 vs. Pepperdine – 1/8/15
FGA	24 vs. SDSU – 11/24/14
3PM	5 vs. SDSU – 11/24/14
3PA	9 vs. SDSU – 11/24/14
FTM	13 vs. Purdue – 11/26/14
FTA	14 vs. Purdue – 11/26/14

CAREER HIGHS

PTS	48 at Portland – 1/23/14
1st H	29, vs. Virginia Tech – 12/29/12
2nd H	32 at Portland – 1/23/14 (includes OT)
REB	13 vs. Weber State – 11/08/13
AST	6, twice, last vs. Portland – 12/29/14
STL	4 vs. Air Force – 2/13/10
BLK	3 vs. Purdue – 11/26/14
FGM	17 at Portland – 1/23/14
FGA	34 at Portland – 1/23/14
3PM	6 vs. Virginia Tech – 12/29/12
3PA	9 vs. San Diego State – 11/24/14
FTM	14, twice, last vs. USF – 3/10/14
FTA	14, 5 times, last vs. Purdue – 11/26/14

MISCELLANEOUS

	14-15	Career
Double-Figure Points	22 (15-7)	110 (79-31)
20-plus Points	16 (10-6)	67 (46-21)
Double-Figure Reb	0 (0-0)	3 (3-0)
Double-Doubles	0 (0-0)	3 (3-0)
3-plus Steals	1 (1-0)	12 (10-2)
3-plus Blocks	1 (0-1)	1 (0-1)
3-plus 3-point FG	6 (4-2)	18 (14-4)
Scoring Leader	19 (12-7)	68 (45-23)
Rebound Leader	3 (1-2)	16 (11-5)
Assist Leader	3 (2-1)	15 (9-6)

2014-15 GAME-BY-GAME

Opponent	Date	GS	Min	FG	FGA	Pct	3FG	FGA	Pct	FT	FTA	Pct	Off	Def	TR	Avg	PF	FO	A	TO	Blk	Stl	Pts	Avg	
Long Beach State	11/14/14	*	33	7	13	.538	2	5	.400	5	6	.833	0	3	3	3.0	3	0	1	4	1	3	21	21.0	
Arkansas-Little Rock	11/18/14	*	30	6	11	.545	1	4	.250	5	6	.833	0	4	4	3.5	0	0	5	1	0	2	18	19.5	
Southern Virginia	11/19/14	*	17	3	10	.300	0	2	.000	7	7	1.000	1	2	3	3.3	2	0	1	2	0	0	13	17.3	
vs. San Diego State	11/24/14	*	48	9	24	.375	5	9	.556	3	4	.750	2	0	2	3.0	1	0	1	4	0	1	26	19.5	
vs. Chaminade	11/25/14	*	16	6	7	.857	1	2	.500	6	6	1.000	1	0	1	2.6	2	0	3	0	0	0	19	19.4	
vs. Purdue	11/26/14	*	40	9	19	.474	1	3	.333	13	14	.929	0	5	5	3.0	0	0	2	2	3	0	32	21.5	
Eastern Kentucky	11/29/14	*	31	10	15	.667	4	8	.500	2	2	1.000	2	2	4	3.1	1	0	4	2	0	0	26	22.1	
at Utah State	12/02/14	*	32	10	19	.526	3	8	.375	12	13	.923	2	4	6	3.5	3	0	2	2	0	1	35	23.8	
vs. Hawai'i	12/06/14	*	34	9	17	.529	2	5	.400	10	10	1.000	2	5	7	3.9	2	0	1	1	0	1	30	24.4	
Utah	12/10/14	*	39	9	22	.409	3	5	.600	2	3	.667	2	6	8	4.3	3	0	1	2	1	0	23	24.3	
at Weber State	12/13/14	*	31	5	10	.500	1	2	.500	8	10	.800	2	5	7	4.5	1	0	5	4	0	1	19	23.8	
Stanford	12/20/14	*	33	8	15	.533	3	7	.429	5	7	.714	1	2	3	4.4	1	0	4	0	0	0	24	23.8	
UMass	12/23/14	*	27	2	9	.222	0	3	.000	0	1	.000	0	3	3	4.3	0	0	2	0	0	0	4	22.3	
Gonzaga	12/27/14	*	33	4	12	.333	0	3	.000	9	9	1.000	0	4	4	4.3	1	0	1	0	0	0	17	21.9	
Portland	12/29/14	*	35	8	20	.400	1	5	.200	7	8	.875	1	4	5	4.3	2	0	6	1	0	2	24	22.1	
at Santa Clara	01/01/15	*	24	5	9	.556	0	2	.000	4	5	.800	1	2	3	4.3	0	0	3	1	0	1	14	21.6	
vs. San Francisco	01/03/15	*	28	8	12	.667	3	4	.750	3	4	.750	3	4	7	4.4	1	0	0	0	0	1	22	21.6	
Pepperdine	01/08/15	*	38	11	22	.500	2	5	.400	2	2	1.000	2	4	6	4.5	0	0	1	1	2	1	26	21.8	
Loyola Marymount	01/10/15	*	31	9	16	.563	1	4	.250	7	7	1.000	2	2	4	4.5	0	0	3	3	0	1	26	22.1	
at Pacific	01/15/15	*	35	8	16	.500	1	1	1.000	9	10	.900	1	4	5	4.5	2	0	3	2	0	2	26	22.3	
at Saint Mary's	01/17/15	*	36	9	19	.474	1	4	.250	9	11	.818	4	2	6	4.6	2	0	3	3	0	2	28	22.5	
at San Diego	01/24/15	*	34	5	13	.385	0	2	.000	10	11	.909	0	2	2	4.5	2	0	3	2	0	0	20	22.4	
San Francisco	01/29/15	*	36	9	20	.450	1	5	.200	9	10	.900	0	4	4	4.4	0	0	1	2	0	3	28	22.7	
Santa Clara	01/31/15																								
at Pepperdine	02/05/15																								
at Loyola Marymount	02/07/15																								
Saint Mary's	02/12/15																								
Pacific	02/14/15																								
San Diego	02/19/15																								
at Portland	02/26/15																								
at Gonzaga	02/28/15																								
Totals			23	741	169	350	.483	36	98	.367	147	166	.886	29	73	102	4.4	29	0	56	39	7	22	521	22.7

CAREER STATISTICS (ALL GAMES)

Year	GP	GS	Min	Avg	FG	FGA	Pct	3FG	FGA	Pct	FT	FTA	Pct	Off	Def	TR	Avg	PF	FO	A	TO	Blk	Stl	Pts	Avg
2009-10	35	33	924	26.4	131	263	.498	25	68	.368	110	120	.917	49	97	146	4.2	53	0	54	41	5	26	397	11.3
2012-13	36	36	1235	34.3	276	571	.483	43	113	.381	185	211	.877	49	116	165	4.6	54	0	71	71	5	45	780	21.7
2013-14	33	33	1143	34.6	252	544	.463	40	99	.404	223	253	.881	33	93	126	3.8	75	1	49	63	9	34	767	23.2
2014-15	23	23	741	32.2	169	350	.483	36	98	.367	147	166	.886	29	73	102	4.4	29	0	56	39	7	22	521	22.7
TOTAL	127	125	4043	31.8	828	1728	.479	144	378	.381	665	750	.887	160	379	539	4.2	211	1	230	214	26	127	2465	19.4

CAREER STATISTICS (CONFERENCE GAMES)

Year	GP	GS	Min	Avg	FG	FGA	Pct	3FG	FGA	Pct	FT	FTA	Pct	Off	Def	TR	Avg	PF	FO	A	TO	Blk	Stl	Pts	Avg
2009-10	16	16	424	26.5	57	129	.442	14	37	.378	51	55	.927	24	40	64	4.0	18	0	28	18	2	13	179	11.2
2012-13	16	16	562	35.1	117	247	.474	15	41	.366	80	98	.816	18	55	73	4.6	24	0	24	26	0	18	329	20.6
2013-14	18	18	617	34.3	143	298	.480	23	50	.460	114	131	.870	13	40	53	2.9	40	1	29	34	7	19	423	23.5
2014-15	10	10	330	33.0	76	159	.478	10	35	.286	69	77	.896	14	32	46	4.6	10	0	24	15	2	13	231	23.1
TOTAL	60	60	1933	32.2	393	833	.472	62	163	.380	314	361	.870	69	167	236	3.9	92	1	105	93	11	63	1162	19.4

#5 • KYLE COLLINSWORTH
6-6 • 210 • JR • GUARD



PROVO, UTAH
PROVO HS

2014-15 SEASON — PPG: 12.5 RPG: 8.2 APG: 5.7 SPG: 2.1 BPG: 0.4 FG%: .469 3FG%: .278 FT%: .733

Last Time Out

- Finished with 8 points, 6 rebounds, 5 assists and 2 steals vs. San Francisco

In 2014-15 • Junior

- The only player in the country with three triple-doubles this season
- A team captain
- Named Preseason All-WCC as voted on by the league's coaches
- Posted a season-high 21 points and added 7 rebounds, 6 assists and 3 steals vs. San Diego State
- Posted a double-double with 20 points and 10 rebounds to go with 4 assists, 1 block and 3 steals vs. Utah State ... hit a career-best 10 of 10 from the free throw line
- Recorded BYU's first triple-double since 1988 with 19 points, 12 rebounds and 10 assists vs. Hawai'i
- Recorded a double-double against UMass with 18 points, 15 rebounds, 4 assists and 3 steals
- Recorded his third triple-double of the season with 12 points, 12 rebounds and 10 assists ... added 1 steal against San Francisco
- Recorded his NCAA single-season record-tying fourth triple-double at Pacific with 17 points, 11 rebounds, 11 assists, 1 block and 3 steals

- Ranked 2nd in the WCC in rebounding, 3rd in steals, 3rd in assists, 3rd in defensive rebounds, 5th in offensive rebounds, 7th in minutes played, 11th in assist/turnover ratio
- One of four players in the NCAA ranked in the top 100 in rebounds and assists

In 2010-11 • Freshman

- Averaged 5.8 points, 5.1 rebounds, 2.1 assists and 1.1 steals while shooting .481 from the field, .259 from three and .568 from the free throw line

Before BYU

- Played for Craig Drury and helped Provo High to state titles as a freshman and sophomore, a second-place state finish as a junior and a trip to the state semifinals as a senior
- Participated in the NBA Players' Association Top 100 camp in Virginia in the summer of 2009
- Named Deseret News Mr. Basketball, Salt Lake Tribune Male Athlete of the Year and Utah Gatorade Player of the Year as a senior and earned first-team all-state honors from the Deseret News and the Salt Lake Tribune and was the Daily Herald's All-Valley Player of the Year

Personal

- Parents are Jeff and Alisa
- Has two sisters and two brothers
- Brother is Chris Collinsworth, a former forward for the Cougars
- Served a mission for The Church of Jesus Christ of Latter-day Saints in Russia

2014-15 SEASON HIGHS

PTS	21, twice, last vs. Portland – 12/29/14
1st H	12, twice, last at Pacific – 1/15/15
2nd H	16, twice, last vs. Portland – 12/29/14
REB	15, twice, last at Santa Clara – 1/1/15
AST	11 at Pacific – 1/15/15
STL	6 vs. Purdue – 11/26/14
BLK	2, twice, last vs. Portland – 12/29/14
FGM	8 vs. Hawai'i – 12/6/14
FGA	15 vs. Utah – 12/10/14
3PM	1, 5 times, last vs. Gonzaga – 12/27/14
3PA	2, 5 times, last vs. Gonzaga – 12/27/14
FTM	10 at Utah State – 12/2/14
FTA	13 vs. Portland – 12/29/14

CAREER HIGHS

PTS	23 vs. LMU – 3/8/14
1st H	16 vs. LMU – 3/8/14
2nd H	16 vs. SDSU – 11/24/14
REB	16 vs. LMU – 3/8/14
AST	11 at Pacific – 1/15/15
STL	6 vs. Purdue – 11/26/14
BLK	3, twice, last vs. LMU – 1/11/14
FGM	10 vs. LMU – 3/8/14
FGA	16 vs. San Francisco – 3/10/14
3PM	2, twice, last at UMass – 1/1/11
3PA	5 vs. Fresno Pacific – 1/1/11
FTM	10 at Utah State – 12/2/14
FTA	13 vs. Portland – 12/29/14

MISCELLANEOUS

	14-15	Career
Double-Figure Points	16 (10-6)	56 (40-16)
20-plus Points	3 (2-1)	6 (5-1)
Double-Figure Reb	9 (8-1)	22 (18-4)
Double-Doubles	8 (7-1)	16 (13-3)
3-plus Steals	9 (7-2)	22 (18-4)
3-plus Blocks	0 (0-0)	1 (1-0)
3-plus 3-point FG	0 (0-0)	0 (0-0)
Scoring Leader	0 (0-0)	6 (5-1)
Rebound Leader	16 (11-5)	41 (31-10)
Assist Leader	17 (12-5)	39 (26-13)

In 2013-14 • Sophomore

- A team captain
- Named to the All-WCC Team and the WCC All-Tournament Team
- Ranked 83rd in the nation in assists per game, 89th in steals per game, 86th in rebounds per game, 60th in total assists and 58th in total rebounds

2014-15 GAME-BY-GAME

Opponent	Date	GS	Min	FG	FGA	Pct	3FG	FGA	Pct	FT	FTA	Pct	Off	Def	TR	Avg	PF	FO	A	TO	Blk	Stl	Pts	Avg	
Long Beach State	11/14/14	*	13	3	6	.500	0	1	.000	0	0	.000	1	1	2	2.0	3	0	1	5	0	1	6	6.0	
Arkansas-Little Rock	11/18/14	*	17	2	5	.400	0	0	.000	1	4	.250	3	5	8	5.0	3	0	6	4	0	1	5	5.5	
Southern Virginia	11/19/14												DNP												
vs. San Diego State	11/24/14	*	45	7	14	.500	1	2	.500	6	8	.750	1	6	7	5.7	4	0	6	2	0	3	21	10.7	
vs. Chaminade	11/25/14	*	21	4	10	.400	0	0	.000	6	7	.857	3	5	8	6.3	1	0	6	3	0	3	14	11.5	
vs. Purdue	11/26/14	*	40	3	10	.300	0	1	.000	3	4	.750	1	3	4	5.8	4	0	8	4	1	6	9	11.0	
Eastern Kentucky	11/29/14	*	23	3	5	.600	1	1	1.000	4	5	.800	1	3	4	5.5	2	0	5	4	0	3	11	11.0	
at Utah State	12/02/14	*	33	5	12	.417	0	2	.000	10	10	1.000	4	6	10	6.1	1	0	4	2	1	3	20	12.3	
vs. Hawai'i	12/06/14	*	35	8	14	.571	1	2	.500	2	4	.500	2	10	12	6.9	1	0	10	6	2	1	19	13.1	
Utah	12/10/14	*	38	7	15	.467	1	2	.500	2	5	.400	1	8	9	7.1	2	0	5	2	1	1	17	13.6	
at Weber State	12/13/14	*	19	1	2	.500	0	0	.000	0	0	.000	0	2	2	6.6	4	0	2	4	0	1	2	12.4	
Stanford	12/20/14	*	34	6	12	.500	0	0	.000	3	4	.750	3	7	10	6.9	3	0	7	5	0	2	15	12.6	
UMass	12/23/14	*	39	5	12	.417	0	0	.000	8	11	.727	5	10	15	7.6	2	0	4	3	0	3	18	13.1	
Gonzaga	12/27/14	*	31	5	11	.455	1	2	.500	2	3	.667	2	8	10	7.8	1	0	10	4	0	1	13	13.1	
Portland	12/29/14	*	32	6	8	.750	0	0	.000	9	13	.692	4	4	8	7.8	2	0	4	2	2	2	21	13.6	
at Santa Clara	01/01/15	*	29	3	9	.333	0	0	.000	2	2	1.000	4	11	15	8.3	1	0	6	2	0	3	8	13.3	
at San Francisco	01/03/15	*	27	5	7	.714	0	0	.000	2	2	1.000	0	12	12	8.5	2	0	10	2	0	1	12	13.2	
Pepperdine	01/08/15	*	25	1	8	.125	0	3	.000	2	2	1.000	1	2	3	8.2	3	0	2	3	0	2	4	12.6	
Loyola Marymount	01/10/15	*	30	4	5	.800	0	0	.000	5	8	.625	4	6	10	8.3	2	0	8	2	0	4	13	12.7	
at Pacific	01/15/15	*	38	6	10	.600	0	1	.000	5	6	.833	3	8	11	8.4	1	0	11	2	1	3	17	12.9	
at Saint Mary's	01/17/15	*	28	3	7	.429	0	0	.000	4	4	1.000	0	6	6	8.3	4	0	3	1	0	0	10	12.8	
at San Diego	01/24/15	*	29	6	14	.429	0	1	.000	1	2	.500	1	8	9	8.3	1	0	3	2	0	0	13	12.8	
San Francisco	01/29/15	*	33	4	11	.364	0	0	.000	0	1	.000	2	4	6	8.2	2	0	5	1	0	2	8	12.5	
Santa Clara	01/31/15																								
at Pepperdine	02/05/15																								
at Loyola Marymount	02/07/15																								
Saint Mary's	02/12/15																								
Pacific	02/14/15																								
San Diego	02/19/15																								
at Portland	02/26/15																								
at Gonzaga	02/28/15																								
Totals			22	659	97	207	.469	5	18	.278	77	105	.733	46	135	181	8.2	49	0	126	65	8	46	276	12.5


CAREER STATISTICS (ALL GAMES)

Year	GP	GS	Min	Avg	FG	FGA	Pct	3FG	FGA	Pct	FT	FTA	Pct	Off	Def	TR	Avg	PF	FO	A	TO	Blk	Stl	Pts	Avg
2010-11	36	27	926	25.7	78	162	.481	7	27	.259	46	81	.568	55	128	183	5.1	73	1	75	56	16	39	209	5.8
2013-14	34	34	1136	33.4	175	352	.497	8	22	.364	117	203	.576	85	190	275	8.1	82	1	156	89	15	57	475	14.0
2014-15	22	22	659	30.0	97	207	.469	5	18	.278	77	105	.733	46	135	181	8.2	49	0	126	65	8	46	276	12.5
TOTAL	92	83	2721	29.6	350	721	.485	20	67	.299	240	389	.617	186	453	639	6.9	204	2	357	210	39	142	960	10.4

CAREER STATISTICS (CONFERENCE GAMES)

Year	GP	GS	Min	Avg	FG	FGA	Pct	3FG	FGA	Pct	FT	FTA	Pct	Off	Def	TR	Avg	PF	FO	A	TO	Blk	Stl	Pts	Avg
2010-11	15	10	365	24.3	26	57	.456	3	8	.375	23	31	.742	20	59	79	5.3	31	1	32	26	8	10	78	5.2
2013-14	18	18	583	32.4	93	181	.514	3	8	.375	65	112	.580	51	86	137	7.6	43	1	82	48	6	37	254	14.1
2014-15	10	10	302	30.2	43	90	.478	1	7	.143	32	43	.744	21	69	90	9.0	19	0	62	21	3	18	119	11.9
TOTAL	43	38	1250	29.1	162	328	.494	7	23	.304	120	186	.645	92	214	306	7.1	93	2	176	95	17	65	451	10.5

#10 • RYAN ANDRUS
6-11 • 215 • FR • FORWARD



AMERICAN FORK, UTAH
AMERICAN FORK HS

2014-15 SEASON — PPG: 1.3 RPG: 0.7 APG: 0.1 SPG: 0.0 BPG: 0.0 FG%: .556 3FG%: .333 FT%: .500

Last Time Out

- Had 2 points and 1 rebound vs. San Francisco

• Also recruited by Utah and Utah State

In 2014-15

- Scored 3 points, grabbed 3 rebounds and had an assist in 16 minutes against Southern Virginia
- Scored a career-best 5 points and hit his first career three at Pacific

Before BYU

- A four-year letterman playing for Doug Meacham at American Fork High School
- As a senior averaged 14.9 points, 7.7 rebounds and 1.7 assists as American Fork finished 17-9 overall and 8-4 in region play and advanced to the 5A state semifinals
- Named first-team all-state by the Deseret News and the Salt Lake Tribune
- As a junior averaged 19.4 points, 6.5 rebounds, 1.5 assists and 1.1 steals as American Fork finished 17-9 overall and 7-3 in region play and advanced to the 5A state semifinals
- Named first-team all-state by the Deseret News, second-team all-state by the Salt Lake Tribune, All-Valley by the Daily Herald
- As a sophomore averaged 5.8 points and 3.8 rebounds as American Fork finished 19-3 overall and 9-1 in region play
- Played for DreamVision during the AAU season

Personal

- Parents are David and Yvonne Andrus
- Has two brothers and one sister

2014-15 SEASON HIGHS

PTS	5 at Pacific – 1/15/15
1st H	5 at Pacific – 1/15/15
2nd H	2, twice, last at Santa Clara – 1/1/15
REB	3 vs. SVU – 11/19/14
AST	1 vs. SVU – 11/19/14
STL	—
BLK	—
FGM	2 at Pacific – 1/15/15
FGA	2, 3 times, last at Pacific – 1/15/15
3PM	1 at Pacific – 1/15/15
3PA	1, twice, last at Pacific – 1/15/15
FTM	1 vs. SVU – 11/19/14
FTA	2 vs. SVU – 11/19/14

MISCELLANEOUS

	14-15	Career
Double-Figure Points	0 (0-0)	same
20-plus Points	0 (0-0)	same
Double-Figure Reb	0 (0-0)	same
Double-Doubles	0 (0-0)	same
3-plus Steals	0 (0-0)	same
3-plus Blocks	0 (0-0)	same
3-plus 3-point FG	0 (0-0)	same
Scoring Leader	0 (0-0)	same
Rebound Leader	0 (0-0)	same
Assist Leader	0 (0-0)	same

2014-15 GAME-BY-GAME

Opponent	Date	GS	Min	FG	FGA	Pct	3FG	FGA	Pct	FT	FTA	Pct	Off	Def	TR	Avg	PF	FO	A	TO	Blk	Stl	Pts	Avg
Long Beach State	11/14/14																							
Arkansas-Little Rock	11/18/14		1	0	0	.000	0	0	.000	0	0	.000	0	0	0	0.0	0	0	0	0	0	0	0.0	
Southern Virginia	11/19/14		16	1	2	.500	0	1	.000	1	2	.500	1	2	3	1.5	1	0	1	0	0	3	1.5	
vs. San Diego State	11/24/14																							
vs. Chaminade	11/25/14		3	0	0	.000	0	0	.000	0	0	.000	0	1	1	1.3	0	0	0	1	0	0	1.0	
vs. Purdue	11/26/14																							
Eastern Kentucky	11/29/14																							
at Utah State	12/02/14																							
vs. Hawai'i	12/06/14		1	0	1	.000	0	0	.000	0	0	.000	1	0	1	1.3	0	0	0	0	0	0	0.8	
Utah	12/10/14																							
at Weber State	12/13/14																							
Stanford	12/20/14																							
UMass	12/23/14																							
Gonzaga	12/27/14																							
Portland	12/29/14																							
at Santa Clara	01/01/15		3	1	2	.500	0	0	.000	0	0	.000	0	0	0	1.0	0	0	0	0	0	2	1.0	
at San Francisco	01/03/15		3	0	0	.000	0	0	.000	0	0	.000	0	0	0	0.8	0	0	0	0	0	0	0.8	
Pepperdine	01/08/15																							
Loyola Marymount	01/10/15																							
at Pacific	01/15/15		7	2	2	1.000	1	1	1.000	0	0	.000	0	0	0	0.7	1	0	0	0	0	5	1.4	
at Saint Mary's	01/17/15		1	0	1	.000	0	1	.000	0	0	.000	0	0	0	0.6	0	0	0	0	0	0	1.3	
at San Diego	01/24/15																							
San Francisco	01/29/15		5	1	1	1.000	0	0	.000	0	0	.000	1	0	1	0.7	2	0	0	0	0	2	1.3	
Santa Clara	01/31/15																							
at Pepperdine	02/05/15																							
at Loyola Marymount	02/07/15																							
Saint Mary's	02/12/15																							
Pacific	02/14/15																							
San Diego	02/19/15																							
at Portland	02/26/15																							
at Gonzaga	02/28/15																							
Totals			0	40	5	9	.556	1	3	.333	1	2	.500	3	3	6	0.7	4	0	1	1	0	12	1.3

CAREER STATISTICS (ALL GAMES)

Year	GP	GS	Min	Avg	FG	FGA	Pct	3FG	FGA	Pct	FT	FTA	Pct	Off	Def	TR	Avg	PF	FO	A	TO	Blk	Stl	Pts	Avg
2014-15	9	0	40	4.4	5	9	.556	1	3	.333	1	2	.500	3	3	6	0.7	4	0	1	1	0	0	12	1.3
TOTAL	9	0	40	4.4	5	9	.556	1	3	.333	1	2	.500	3	3	6	0.7	4	0	1	1	0	0	12	1.3

CAREER STATISTICS (CONFERENCE GAMES)

Year	GP	GS	Min	Avg	FG	FGA	Pct	3FG	FGA	Pct	FT	FTA	Pct	Off	Def	TR	Avg	PF	FO	A	TO	Blk	Stl	Pts	Avg
2014-15	5	0	19	3.8	4	6	.667	1	2	.500	0	0	.000	1	0	1	0.2	3	0	0	0	0	0	9	1.8
TOTAL	5	0	19	3.8	4	6	.667	1	2	.500	0	0	.000	1	0	1	0.2	3	0	0	0	0	0	9	1.8

#12 • JOSH SHARP
6-7 • 190 • SR • FORWARD



HIGHLAND, UTAH
UTAH

2014-15 SEASON — PPG: 1.2 RPG: 1.3 APG: 0.3 SPG: 0.3 BPG: 0.3 FG%: .667 3FG%: .000 FT%: .500

Last Time Out

- Did not play at San Francisco

In 2014-15 • Senior

- Scored 3 points and grabbed 1 rebound against Arkansas-Little Rock
- Scored 4 points, grabbed 4 rebounds and added an assist, a steal and a block against Southern Virginia
- Posted 2 points, 2 boards and 1 block at Pacific

In 2013-14 • Junior

- Posted season highs of 10 points (Loyola Marymount), 7 rebounds (Pacific), 3 assists (San Diego), 2 steals (at San Diego), 3 field goals made (Loyola Marymount), 4 free throws made (Loyola Marymount)
- Scored 10 points and grabbed four rebounds against Loyola Marymount on Jan. 11
- Grabbed seven rebounds and had 2 assists against Pacific on Jan. 30
- Averaged 1.4 points and 2.4 rebounds and shot .630 from the field and .579 from the free throw line

In 2012-13 • Sophomore

- Was 15th in the WCC in all games in offensive rebounds and 9th in the WCC in conference games
- Played in 32 games, started 22, recorded double-figure points 4 times, double-figure rebounds 3 times ... did not play in the last four games of the season due to a strained Achilles
- Had 3 or more offensive rebounds 11 times

- Tied for second all-time at BYU with 9 offensive rebounds against Loyola Marymount in Provo
- Led team in scoring once against No. 10 Gonzaga and in rebounding 4 times
- Posted season highs of 14 points (at Gonzaga, vs. Santa Clara), 12 rebounds (vs. LMU), 2 assists (5 times), 2 steals (three times) and 2 blocks (twice)
- Averaged 4.4 points, 3.9 rebounds, 0.7 assists and 0.4 steals, shot .567 from the field and .718 from the free throw line

In 2011-12 • Freshman

- Played in 28 games
- Received Bronze Honors on the WCC Commissioner's Honor Roll
- Posted season highs of 5 points, 6 rebounds, 3 assists, 1 block and 1 steal

Before BYU

- Played for Quincy Lewis
- Helped the Knights to back-to-back state titles in 2007-08
- Named first-team all-state by the Deseret News and Salt Lake Tribune
- A team captain as a senior and averaged 13.5 points and 6.3 rebounds as a senior

Personal

- Parents are Joe and Debbie Sharp
- Wife's name is Jordan and they have a daughter, Jaycee
- Served a mission for The Church of Jesus Christ of Latter-day Saints in Houston

2014-15 SEASON HIGHS

PTS	4 vs. SVU – 11/19/14
1st H	2, twice, last at Pacific – 1/15/15
2nd H	4 vs. SVU – 11/19/14
REB	4 vs. SVU – 11/19/14
AST	1, 3 times, last at Santa Clara – 1/1/15
STL	2 vs. Chaminade – 11/25/14
BLK	1, 3 times, last at Pacific – 1/15/15
FGM	2 vs. SVU – 11/19/14
FGA	2, twice, last at Utah State – 12/2/14
3PM	—
3PA	—
FTM	1, twice, last vs. Chaminade – 11/25/14
FTA	2, twice, last vs. Chaminade – 11/25/14

CAREER HIGHS

PTS	14 at Gonzaga – 1/24/13, SCU – 2/2/13
1st H	10 at Gonzaga – 1/24/13
2nd H	8 vs. Virginia Tech – 12/29/12
REB	12 vs. LMU – 1/3/13
AST	3, twice, last vs. San Diego – 1/04/14
STL	2, 4 times, last at USD – 3/01/14
BLK	2, twice, last vs. CSUN – 11/24/12
FGM	6 vs. Montana – 11/28/12
FGA	8 vs. Montana – 11/28/12
3PM	1, 3 times, last vs. SMC – 1/16/13
3PA	1, 13 times, last at Pepperdine – 12/30/13
FTM	4, 4 times, last vs. LMU – 1/11/14
FTA	6 at Gonzaga – 1/24/13

MISCELLANEOUS

	14-15	Career
Double-Figure Points	0 (0-0)	5 (4-1)
20-plus Points	0 (0-0)	0 (0-0)
Double-Figure Reb	0 (0-0)	3 (2-1)
Double-Doubles	0 (0-0)	0 (0-0)
3-plus Steals	0 (0-0)	0 (0-0)
3-plus Blocks	0 (0-0)	0 (0-0)
3-plus 3-point FG	0 (0-0)	0 (0-0)
Scoring Leader	0 (0-0)	1 (0-1)
Rebound Leader	0 (0-0)	4 (3-1)
Assist Leader	0 (0-0)	1 (1-0)

2014-15 GAME-BY-GAME

Opponent	Date	GS	Min	FG	FGA	Pct	3FG	FGA	Pct	FT	FTA	Pct	Off	Def	TR	Avg	PF	FO	A	TO	Blk	Stl	Pts	Avg	
Long Beach State	11/14/14		4	0	0	.000	0	0	.000	0	0	.000	0	0	0	0.0	0	0	0	0	0	0	0	0.0	
Arkansas-Little Rock	11/18/14		5	1	1	1.000	0	0	.000	1	2	.500	1	0	1	0.5	3	0	0	0	0	0	3	1.5	
Southern Virginia	11/19/14		10	2	2	1.000	0	0	.000	0	0	.000	3	1	4	1.7	0	0	1	0	1	1	4	2.3	
vs. San Diego State	11/24/14																								
vs. Chaminade	11/25/14		7	0	0	.000	0	0	.000	1	2	.500	1	1	2	1.8	2	0	0	0	0	2	1	2.0	
vs. Purdue	11/26/14																								
Eastern Kentucky	11/29/14		11	0	0	.000	0	0	.000	0	0	.000	0	2	2	1.8	1	0	1	1	0	0	0	1.6	
at Utah State	12/02/14		9	1	2	.500	0	0	.000	0	0	.000	1	0	1	1.7	0	0	0	0	0	0	2	1.7	
vs. Hawai'i	12/06/14		2	1	1	1.000	0	0	.000	0	0	.000	0	0	0	1.4	1	0	0	0	0	0	2	1.7	
Utah	12/10/14		7	0	1	.000	0	0	.000	0	0	.000	0	0	0	1.3	2	0	0	0	1	0	0	1.5	
at Weber State	12/13/14																								
Stanford	12/20/14																								
UMass	12/23/14																								
Gonzaga	12/27/14																								
Portland	12/29/14																								
at Santa Clara	01/01/15		6	0	1	.000	0	0	.000	0	0	.000	0	2	2	1.3	1	0	1	0	0	0	0	1.3	
at San Francisco	01/03/15		6	0	0	.000	0	0	.000	0	0	.000	0	1	1	1.3	1	0	0	1	0	0	0	1.2	
Pepperdine	01/08/15																								
Loyola Marymount	01/10/15		5	0	0	.000	0	0	.000	0	0	.000	0	1	1	1.3	0	0	0	0	0	0	0	1.1	
at Pacific	01/15/15		2	1	1	1.000	0	0	.000	0	0	.000	1	1	2	1.3	0	0	0	0	1	0	2	1.2	
at Saint Mary's	01/17/15																								
at San Diego	01/24/15																								
San Francisco	01/29/15																								
Santa Clara	01/31/15																								
at Pepperdine	02/05/15																								
at Loyola Marymount	02/07/15																								
Saint Mary's	02/12/15																								
Pacific	02/14/15																								
San Diego	02/19/15																								
at Portland	02/26/15																								
at Gonzaga	02/28/15																								
Totals			0	74	6	9	.667	0	0	.000	2	4	.500	7	9	16	1.3	11	0	3	2	3	3	14	1.2

CAREER STATISTICS (ALL GAMES)

Year	GP	GS	Min	Avg	FG	FGA	Pct	3FG	FGA	Pct	FT	FTA	Pct	Off	Def	TR	Avg	PF	FO	A	TO	Blk	Stl	Pts	Avg
2011-12	28	0	197	7.0	9	23	.391	1	5	.200	14	23	.609	16	22	38	1.4	21	0	12	12	3	4	33	1.2
2012-13	32	22	592	18.5	55	97	.567	2	6	.333	28	39	.718	60	64	124	3.9	68	0	21	21	7	13	140	4.4
2013-14	32	3	352	11.0	17	27	.630	0	2	.000	11	19	.579	26	51	77	2.4	52	0	14	6	8	5	45	1.4
2014-15	12	0	74	6.2	6	9	.667	0	0	.000	2	4	.500	7	9	16	1.3	11	0	3	2	3	3	14	1.2
TOTAL	104	25	1215	11.7	87	156	.558	3	13	.231	55	85	.647	109	146	255	2.5	152	0	50	41	21	25	232	2.2

CAREER STATISTICS (CONFERENCE GAMES)

Year	GP	GS	Min	Avg	FG	FGA	Pct	3FG	FGA	Pct	FT	FTA	Pct	Off	Def	TR	Avg	PF	FO	A	TO	Blk	Stl	Pts	Avg
2011-12	13	0	63	4.8	0	4	.000	0	1	.000	10	14	.714	6	4	10	0.8	7	0	3	2	3	2	10	0.8
2012-13	16	11	286	17.9	26	43	.605	2	3	.667	14	19	.737	33	27	60	3.8	32	0	15	9	0	8	68	4.3
2013-14	18	3	244	13.6	12	17	.706	0	1	.000	9	16	.563	15	31	46	2.6	38	0	9	2	4	5	33	1.8
2014-15	4	0	19	4.8	1	2	.500	0	0	.000	0	0	.000	1	5	6	1.5	2	0	1	1	1	0	2	0.5
TOTAL	51	14	612	12.0	39	66	.591	2	5	.400	33	49	.673	55	67	122	2.4	79	0	28	14	8	15	113	2.2

#15 • JAKE TOOLSON
6-5 • 215 • FR • GUARD



GILBERT, ARIZONA
HIGHLAND HS

2014-15 SEASON — PPG: 3.1 RPG: 1.8 APG: 0.6 SPG: 0.4 BPG: 0.0 FG%: .426 3FG%: .421 FT%: .000

Last Time Out

Finished with 2 points and 2 rebounds vs. San Francisco

In 2014-15 • Freshman

- Scored 3 points, grabbed 3 rebounds and added an assist and a steal in 10 minutes of playing time against Arkansas-Little Rock
- Led the team with 15 points, also set a team season high with 5 3-pointers against SVU ... added 7 boards, 4 assists and 4 steals
- Had 8 points, hit 2 threes and added 2 rebounds and an assist vs. Chaminade
- Scored 8 points, hit 2 threes and had 2 assists at Santa Clara
- Scored 11 points on 3 of 4 3-point shooting...added 3 rebounds and 1 assist at San Francisco

Before BYU

- A four-year letterman and two-time first-team all-state honoree playing for Derrick Donaldson at Highland High School
- Scored 2,007 career points at Highland and averaged 19.1 points per game
- As a senior averaged 27.3 points, 12.1 rebounds, 3.5 assists and 1.6 steals per game and hit 59 threes
- Shot .522 from the field, .380 from three and .838 from the free-throw line
- Named first-team Division I All-Arizona by AZcentral.com and first-team All-Tribune by the East Valley Tribune
- As a junior averaged 18.9 points, 8.0 rebounds, 4.0 assists, 1.6 steals and 1.0 blocks and hit 34 threes while Highland finish 18-10 overall and 11-6 in league play

- Named first-team Division I All-Arizona by AZcentral.com and first-team All-Tribune by the East Valley Tribune
- As a sophomore averaged 18.4 points, 6.3 rebounds, 1.6 assists and 1.5 steals and hit 49 threes
- Named All-Tribune honorable mention by the East Valley Tribune
- As a freshman averaged 10.2 points, 7.2 rebounds, 1.7 assists and 1.4 steals and hit 47 threes
- Played for Nevada Select during the AAU season
- Played for the Arizona Power during the AAU season

Personal

- Parents are Troy and Sheila Toolson
- Has one brother and two sisters
- Also recruited by Arizona State, Boston College, Utah State and Saint Mary's
- Nephew of former BYU great Danny Ainge

2014-15 SEASON HIGHS

PTS	15 vs. SVU – 11/19/14
1st H	9, twice, last at San Francisco – 1/3/15
2nd H	8 vs. Chaminade – 11/25/14
REB	7 vs. SVU – 11/19/14
AST	4 vs. SVU – 11/19/14
STL	4 vs. SVU – 11/19/14
BLK	—
FGM	5 vs. SVU – 11/19/14
FGA	9 vs. SVU – 11/19/14
3PM	5 vs. SVU – 11/19/14
3PA	8 vs. SVU – 11/19/14
FTM	—
FTA	—

MISCELLANEOUS

	14-15	Career
Double-Figure Points	2 (2-0)	same
20-plus Points	0 (0-0)	same
Double-Figure Reb	0 (0-0)	same
Double-Doubles	0 (0-0)	same
3-plus Steals	1 (1-0)	same
3-plus Blocks	0 (0-0)	same
3-plus 3-point FG	2 (2-0)	same
Scoring Leader	1 (1-0)	same
Rebound Leader	1 (1-0)	same
Assist Leader	0 (0-0)	same

2014-15 GAME-BY-GAME

Opponent	Date	GS	Min	FG	FGA	Pct	3FG	FGA	Pct	FT	FTA	Pct	Off	Def	TR	Avg	PF	FO	A	TO	Blk	Stl	Pts	Avg	
Long Beach State	11/14/14		4	0	0	.000	0	0	.000	0	0	.000	0	2	2	2.0	0	0	0	0	0	0	0	0.0	
Arkansas-Little Rock	11/18/14		10	1	1	1.000	1	1	1.000	0	0	.000	1	2	3	2.5	0	0	1	1	0	1	3	1.5	
Southern Virginia	11/19/14		25	5	9	.556	5	8	.625	0	0	.000	0	7	7	4.0	2	0	4	1	0	4	15	6.0	
vs. San Diego State	11/24/14		1	0	0	.000	0	0	.000	0	0	.000	0	0	0	3.0	1	0	0	0	0	0	0	4.5	
vs. Chaminade	11/25/14		12	3	9	.333	2	5	.400	0	0	.000	0	2	2	2.8	0	0	1	0	0	0	8	5.2	
vs. Purdue	11/26/14																								
Eastern Kentucky	11/29/14		6	0	1	.000	0	1	.000	0	0	.000	0	1	1	2.5	1	0	1	0	0	0	0	4.3	
at Utah State	12/02/14																								
vs. Hawai'i	12/06/14		7	0	0	.000	0	0	.000	0	0	.000	1	1	2	2.4	0	0	0	0	0	0	0	3.7	
Utah	12/10/14																								
at Weber State	12/13/14																								
Stanford	12/20/14		3	0	0	.000	0	0	.000	0	0	.000	0	0	0	2.1	1	0	0	0	0	0	0	3.3	
UMass	12/23/14		2	0	0	.000	0	0	.000	0	0	.000	0	0	0	1.9	0	0	0	0	0	0	0	2.9	
Gonzaga	12/27/14		15	1	3	.333	1	3	.333	0	0	.000	0	3	3	2.0	1	0	0	0	0	1	3	2.9	
Portland	12/29/14		9	0	2	.000	0	2	.000	0	0	.000	0	2	2	2.0	0	0	0	0	0	0	0	2.6	
at Santa Clara	01/01/15		16	3	5	.600	2	4	.500	0	0	.000	0	1	1	1.9	2	0	2	0	0	1	8	3.1	
at San Francisco	01/03/15		17	4	6	.667	3	4	.750	0	0	.000	1	2	3	2.0	2	0	1	0	0	0	11	3.7	
Pepperdine	01/08/15		11	0	2	.000	0	2	.000	0	0	.000	0	2	2	2.0	0	0	0	0	0	0	0	3.4	
Loyola Marymount	01/10/15		6	1	2	.500	1	2	.500	0	0	.000	0	1	1	1.9	1	0	0	1	0	0	3	3.4	
at Pacific	01/15/15		11	0	2	.000	0	2	.000	0	0	.000	0	1	1	1.9	1	0	1	1	0	0	0	3.2	
at Saint Mary's	01/17/15		8	1	2	.500	1	2	.500	0	0	.000	0	1	1	1.8	2	0	0	0	0	0	3	3.2	
at San Diego	01/24/15																								
San Francisco	01/29/15		6	1	3	.333	0	2	.000	0	0	.000	0	2	2	1.8	2	0	0	0	0	0	2	3.1	
Santa Clara	01/31/15																								
at Pepperdine	02/05/15																								
at Loyola Marymount	02/07/15																								
Saint Mary's	02/12/15																								
Pacific	02/14/15																								
San Diego	02/19/15																								
at Portland	02/26/15																								
at Gonzaga	02/28/15																								
Totals			0	169	20	47	.426	16	38	.421	0	0	.000	3	30	33	1.8	16	0	11	4	0	7	56	3.1

CAREER STATISTICS (ALL GAMES)

Year	GP	GS	Min	Avg	FG	FGA	Pct	3FG	FGA	Pct	FT	FTA	Pct	Off	Def	TR	Avg	PF	FO	A	TO	Blk	Stl	Pts	Avg
2014-15	18	0	169	9.4	20	47	.426	16	38	.421	0	0	.000	3	30	33	1.8	16	0	11	4	0	7	56	3.1
TOTAL	18	0	169	9.4	20	47	.426	16	38	.421	0	0	.000	3	30	33	1.8	16	0	11	4	0	7	56	3.1

CAREER STATISTICS (CONFERENCE GAMES)

Year	GP	GS	Min	Avg	FG	FGA	Pct	3FG	FGA	Pct	FT	FTA	Pct	Off	Def	TR	Avg	PF	FO	A	TO	Blk	Stl	Pts	Avg
2014-15	9	0	99	11.0	11	27	.407	8	23	.348	0	0	.000	1	15	16	1.8	11	0	4	2	0	2	30	3.3
TOTAL	9	0	99	11.0	11	27	.407	8	23	.348	0	0	.000	1	15	16	1.8	11	0	4	2	0	2	30	3.3

#20 • ANSON WINDER
6-3 • 190 • SR • GUARD



LAS VEGAS, NEVADA
BISHOP GORMAN

2014-15 SEASON HIGHS

PTS	25 vs. UMass – 12/23/14
1st H	17 at San Francisco – 1/3/15
2nd H	18 vs. UMass – 12/23/14 (includes OT)
REB	8 vs. Chaminade – 11/25/14
AST	6 vs. Hawai'i – 12/6/14
STL	2, 8 times, last vs. LMU – 1/10/15
BLK	2 vs. SVU – 11/19/14
FGM	10 vs. Portland – 12/29/14
FGA	15 vs. Pepperdine – 1/8/15
3PM	3, 4 times, last at San Francisco – 1/3/15
3PA	9 vs. LMU – 1/10/15
FTM	8 vs. UMass – 12/23/14
FTA	10, twice, last vs. UMass – 12/23/14

CAREER HIGHS

PTS	25 vs. UMass – 12/23/14
1st H	17 at San Francisco – 1/3/15
2nd H	18 vs. UMass – 12/23/14 (includes OT)
REB	8 vs. Chaminade – 11/25/14
AST	9 vs. Northern Arizona – 11/30/11
STL	6 vs. LMU – 3/8/14
BLK	2, twice, last vs. SVU – 11/19/14
FGM	10 vs. Portland – 12/29/14
FGA	15 vs. Pepperdine – 1/8/15
3PM	6 vs. Buffalo – 12/20/11
3PA	9 vs. LMU – 1/10/15
FTM	10 vs. Gonzaga – 2/20/14
FTA	10, 3 times, last vs. UMass – 12/23/14

MISCELLANEOUS

	14-15	Career
Double-Figure Points	17 (12-5)	33 (28-5)
20-plus Points	2 (2-0)	4 (4-0)
Double-Figure Reb	0 (0-0)	0 (0-0)
Double-Doubles	0 (0-0)	0 (0-0)
3-plus Steals	0 (0-0)	9 (7-2)
3-plus Blocks	0 (0-0)	0 (0-0)
3-plus 3-point FG	5 (4-1)	8 (7-1)
Scoring Leader	2 (1-1)	4 (3-1)
Rebound Leader	2 (2-0)	3 (3-0)
Assist Leader	1 (0-1)	9 (8-1)

2014-15 SEASON — PPG: 14.5 RPG: 4.0 APG: 2.2 SPG: 1.3 BPG: 0.3 FG%: .502 3FG%: .379 FT%: .738

Last Time Out

- Totaled 11 points, 4 rebounds and 2 steals vs. San Francisco

In 2014-15 • Senior

- Had 18 points, a career-high 8 rebounds, 3 assists, 1 block and 2 steals vs. Chaminade
- Scored 18 points on 7 of 9 shooting from the field and 3 of 3 from downtown vs. Purdue
- Totaled 19 points, 5 boards, 1 assist, 2 steals vs. EKU
- Scored 17 points and added 3 boards, 3 assists and 2 steals vs. Utah State
- Scored a career-high 25 points against UMass ... added 5 rebounds and a steal
- Scored 22 points and added 2 rebounds, 3 assists and 2 steals in his first start of the season against Portland
- Had 15 points, 5 assists, 3 rebounds, 2 steals and 1 block vs. LMU

In 2013-14 • Junior

- Posted season highs of 22 points (Mount St. Mary's), 6 rebounds (Santa Clara), 6 assists (Mount St. Mary's), 6 steals (Loyola Marymount), 9 field goals made (Mount St. Mary's), 3 3-pointers made (Prairie View A&M), 10 free throws made (Gonzaga)
- Scored in double figures in five consecutive games from Feb. 20 until March 10
- In the WCC tournament, scored 16 points, hit 8 of 8 from the free throw line and added a career-best 6 steals vs. Loyola Marymount
- Scored a team-high 17 points and hit a career-best 10 of 10 from the free throw line in a home win against Gonzaga

- Scored in double figures 10 times, had 20-plus points once, led the team in scoring twice and assists once

In 2012-13 • Sophomore

- Averaged 2.1 points, 1.9 rebounds, 0.5 assists and shot .380 from the field

In 2011-12 • Freshman

- Started 15 times and played in 34 games
- Posted season highs of 20 points, 4 rebounds, 9 assists, 4 steals and 2 blocks
- Hit 7 of 8 from the field and 6 of 7 from downtown for a then career-best 20 points vs. Buffalo
- Averaged 4.3 points, 1.7 assists, 1.6 rebounds and 1.0 steals

Before BYU

- Coached by Grant Rice at Bishop Gorman High School
- Helped lead Bishop Gorman to back-to-back Nevada 4A state titles
- Averaged 17 points and 7 boards as a senior and led Bishop Gorman to a 30-2 record
- Earned first-team All-Southwest League and first-team All-Sunset Division honors

Personal

- Parents are Chuck Winder and Teresa Williams
- Has one sister
- Also recruited by Nevada, SMU, Portland, UC Riverside and Idaho

2014-15 GAME-BY-GAME

Opponent	Date	GS	Min	FG	FGA	Pct	3FG	FGA	Pct	FT	FTA	Pct	Off	Def	TR	Avg	PF	FO	A	TO	Blk	Stl	Pts	Avg
Long Beach State	11/14/14		24	4	7	.571	2	4	.500	2	3	.667	0	6	6	6.0	1	0	2	0	0	1	12	12.0
Arkansas-Little Rock	11/18/14		18	4	9	.444	1	4	.250	0	0	.000	0	5	5	5.5	2	0	2	0	0	1	9	10.5
Southern Virginia	11/19/14		15	4	7	.571	0	2	.000	2	2	1.000	0	0	0	3.7	2	0	1	1	2	2	10	10.3
vs. San Diego State	11/24/14		37	5	12	.417	2	3	.667	2	4	.500	2	3	5	4.0	3	0	1	0	0	0	14	11.3
vs. Chaminade	11/25/14		24	7	11	.636	2	3	.667	2	3	.667	1	7	8	4.8	3	0	3	2	1	2	18	12.6
vs. Purdue	11/26/14		34	7	9	.778	3	3	1.000	1	2	.500	0	1	1	4.2	3	0	0	0	0	0	18	13.5
Eastern Kentucky	11/29/14		20	7	11	.636	3	4	.750	2	2	1.000	2	3	5	4.3	3	0	1	3	0	2	19	14.3
at Utah State	12/02/14		29	6	10	.600	1	4	.250	4	4	1.000	0	3	3	4.1	4	0	3	2	0	2	17	14.6
vs. Hawai'i	12/06/14		31	4	10	.400	2	6	.333	1	2	.500	1	4	5	4.2	3	0	6	2	1	2	11	14.2
Utah	12/10/14		32	4	8	.500	2	5	.400	0	0	.000	2	2	4	4.2	3	0	2	0	0	2	10	13.8
at Weber State	12/13/14		25	4	7	.571	1	3	.333	0	1	.000	0	5	5	4.3	2	0	2	1	0	1	9	13.4
Stanford	12/20/14		27	3	8	.375	1	5	.200	6	10	.600	0	4	4	4.3	0	0	2	2	0	0	13	13.3
UMass	12/23/14		31	7	13	.538	3	7	.429	8	10	.800	1	4	5	4.3	2	0	0	1	0	1	25	14.2
Gonzaga	12/27/14		34	5	14	.357	0	4	.000	7	8	.875	0	3	3	4.2	2	0	0	2	0	1	17	14.4
Portland	12/29/14	*	30	10	14	.714	2	4	.500	0	0	.000	0	2	2	4.1	2	0	3	2	0	2	22	14.9
at Santa Clara	01/01/15	*	17	3	8	.375	2	7	.286	0	1	.000	0	3	3	4.0	2	0	0	2	0	0	8	14.5
at San Francisco	01/03/15	*	20	5	8	.625	3	6	.500	4	5	.800	0	3	3	3.9	3	0	4	2	0	1	17	14.6
Pepperdine	01/08/15	*	36	6	15	.400	2	8	.250	2	2	1.000	1	4	5	4.0	3	0	5	3	0	2	16	14.7
Loyola Marymount	01/10/15	*	37	5	14	.357	3	9	.333	2	2	1.000	0	3	3	3.9	1	0	5	1	1	2	15	14.7
at Pacific	01/15/15																							
at Saint Mary's	01/17/15																							
at San Diego	01/24/15	*	35	4	12	.333	1	4	.250	0	0	.000	1	3	4	4.0	3	0	1	1	0	2	9	14.5
San Francisco	01/29/15	*	28	3	8	.375	0	2	.000	5	8	.625	0	4	4	4.0	1	0	0	0	0	2	11	14.3
Santa Clara	01/31/15																							
at Pepperdine	02/05/15																							
at Loyola Marymount	02/07/15																							
Saint Mary's	02/12/15																							
Pacific	02/14/15																							
San Diego	02/19/15																							
at Portland	02/26/15																							
at Gonzaga	02/28/15																							
Totals			7	584	107	.498	36	97	.371	50	69	.725	11	72	83	4.0	48	0	43	27	5	28	300	14.3

CAREER STATISTICS (ALL GAMES)

Year	GP	GS	Min	Avg	FG	FGA	Pct	3FG	FGA	Pct	FT	FTA	Pct	Off	Def	TR	Avg	PF	FO	A	TO	Blk	Stl	Pts	Avg
2011-12	34	15	551	16.2	48	131	.366	25	84	.298	26	41	.634	3	50	53	1.6	40	0	57	32	3	35	147	4.3
2012-13	31	1	250	8.1	19	50	.380	5	20	.250	21	33	.636	8	24	32	1.0	28	0	16	9	2	13	64	2.1
2013-14	35	9	586	16.7	76	141	.539	25	62	.403	51	69	.739	6	56	62	1.8	55	0	45	19	2	20	228	6.5
2014-15	21	7	584	27.8	107	215	.498	36	97	.371	50	69	.725	11	72	83	4.0	48	0	43	27	5	28	300	14.3
TOTAL	121	32	1971	16.3	250	537	.466	91	263	.346	148	212	.698	28	202	230	1.9	171	0	161	87	12	96	739	6.1

CAREER STATISTICS (CONFERENCE GAMES)

Year	GP	GS	Min	Avg	FG	FGA	Pct	3FG	FGA	Pct	FT	FTA	Pct	Off	Def	TR	Avg	PF	FO	A	TO	Blk	Stl	Pts	Avg
2011-12	16	7	238	14.9	23	62	.371	10	36	.278	11	14	.786	1	26	27	1.7	26	0	19	11	0	20	67	4.2
2012-13	16	1	160	10.0	17	35	.486	5	14	.357	12	17	.706	6	12	18	1.1	21	0	10	4	1	11	51	3.2
2013-14	18	3	280	15.6	35	63	.556	12	27	.444	29	41	.707	3	26	29	1.6	24	0	17	13	1	4	111	6.2
2014-15	8	7	237	29.6	41	93	.441	13	44	.295	20	26	.769	2	25	27	3.4	17	0	18	13	1	12	115	14.4
TOTAL	58	18	915	15.8	116	253	.458	40	121	.331	72	98	.735	12	89	101	1.7	88	0	64	41	3	47	344	5.9

#23 • SKYLER HALFORD
6-1 • 175 • SR. • GUARD



OREM, UTAH
SALT LAKE CC

2014-15 SEASON — PPG: 6.5 RPG: 1.6 APG: 2.2 SPG: 0.7 BPG: 0.0 FG%: .406 3FG%: .417 FT%: .930

Last Time Out

• Totaled 8 points, 2 assists and 1 rebound vs. San Francisco

In 2014-15 • Senior

- Scored 18 points coming off the bench and led the team with a career-best 7 assists vs. Long Beach State
- Scored 9 points on 3 threes and added 4 assists vs. EKU
- Totaled 8 points, a rebound and an assist against UMass ... hit 6 of 6 from the free throw line
- Scored 12 points and added 6 assists, 5 rebounds and a steal against Portland
- Hit 3 of 6 from three and 6 of 6 from the free throw line for 15 points at Pacific ... added 4 boards and 2 assists

In 2013-14 • Junior

- Named WCC Player of the Week Jan. 6 for scoring 28 points on 11 of 16 shooting against San Diego while adding 3 assists, 2 rebounds and 1 steal
- Posted season highs of 28 points (San Diego), 6 rebounds (twice), 4 assists (Santa Clara), 3 steals (at San Francisco), 11 field goals made (San Diego), 4 made threes (San Diego) and 11 free throws made (at San Francisco)
- Scored 28 points and had 3 assists against San Diego on Jan. 4
- Scored 18 points against Pepperdine and grabbed 6 rebounds on Jan. 9
- Scored 12 points, grabbed 6 rebounds and had 4 assists against Santa Clara on Feb. 6

- Scored in double figures 13 times, had 20-plus points once and 3-plus threes 3 times

Before BYU

- Named an NJCAA All-America First Team honoree as a sophomore at Salt Lake CC
- Region 18 MVP and Scenic West Athletic Conference Player of the Year
- Led SLCC to a record of 29-5 overall and 14-1 in the SWAC
- Led SLCC to the SWAC and Region 18 titles and to the round of 16 in the NJCAA Tournament
- Averaged 17.4 points, 4.5 rebounds, 4.0 assists and 1.6 steals
- Shot .461 from the field, .393 from three and .908 from the free throw line
- Averaged 10.6 points, 3.1 rebounds, 1.8 assists and 1.1 steals as a freshman
- Earned second-team all-region honors
- Led SLCC to a record of 22-9 overall and 9-6 in the SWAC
- As a senior at Timpanogos High School was second in 5A in scoring at 23.6 points per game
- Averaged 19.8 points per game as a junior

Personal

- Parents are Rod and Jill
- Has four siblings
- Served a mission for The Church of Jesus Christ of Latter-day Saints in Brazil

2014-15 SEASON HIGHS

PTS	18 vs. LBSU – 11/14/14
1st H	8 at San Diego – 1/24/15
2nd H	12 at Saint Mary's – 1/17/15
REB	5, twice, last vs. Portland – 12/29/14
AST	7 vs. LBSU – 11/14/14
STL	3 vs. Utah – 12/10/14
BLK	—
FGM	5 vs. LBSU – 11/14/14
FGA	10 vs. Portland – 12/29/14
3PM	3, 4 times, last at Pacific – 1/15/15
3PA	3, 4 times, last at Pacific – 1/15/15
FTM	6, 3 times, last at Pacific – 1/15/15
FTA	6, 3 times, last at Pacific – 1/15/15

CAREER HIGHS

PTS	28 vs. San Diego – 1/04/14
1st H	15 vs. San Diego – 1/04/14
2nd H	14 at USF – 1/16/14
REB	6, twice, last vs. Santa Clara – 2/6/14
AST	7 vs. LBSU – 11/14/14
STL	3, twice, last vs. Utah – 12/10/14
BLK	1 at Pacific – 2/13/14
FGM	11 vs. San Diego – 1/04/14
FGA	16 vs. San Diego – 1/04/14
3PM	4 vs. San Diego – 1/04/14
3PA	9 vs. Pacific – 1/30/14
FTM	11 at USF – 1/16/14
FTA	12 at USF – 1/16/14

MISCELLANEOUS

	14-15	Career
Double-Figure Points	5 (3-2)	18 (12-6)
20-plus Points	0 (0-0)	1 (1-0)
Double-Figure Reb	0 (0-0)	0 (0-0)
Double-Doubles	0 (0-0)	0 (0-0)
3-plus Steals	1 (0-1)	2 (1-1)
3-plus Blocks	0 (0-0)	0 (0-0)
3-plus 3-point FG	4 (3-1)	7 (6-1)
Scoring Leader	0 (0-0)	1 (1-0)
Rebound Leader	0 (0-0)	0 (0-0)
Assist Leader	3 (2-1)	5 (4-1)

2014-15 GAME-BY-GAME

Opponent	Date	GS	Min	FG	FGA	Pct	3FG	FGA	Pct	FT	FTA	Pct	Off	Def	TR	Avg	PF	FO	A	TO	Blk	Stl	Pts	Avg
Long Beach State	11/14/14		24	5	7	.714	2	3	.667	6	6	1.000	0	0	0	0.0	3	0	7	2	0	0	18	18.0
Arkansas-Little Rock	11/18/14		16	2	6	.333	0	3	.000	0	0	.000	0	0	0	0.0	0	0	3	2	0	0	4	11.0
Southern Virginia	11/19/14	*	2	0	1	.000	0	1	.000	0	0	.000	0	0	0	0.0	0	0	1	1	0	0	0	7.3
vs. San Diego State	11/24/14																							
vs. Chaminade	11/25/14		10	1	4	.250	1	2	.500	0	0	.000	1	0	1	0.3	2	0	4	3	0	2	3	6.3
vs. Purdue	11/26/14		2	0	1	.000	0	1	.000	0	0	.000	0	0	0	0.2	1	0	0	1	0	0	0	5.0
Eastern Kentucky	11/29/14		19	3	8	.375	3	6	.500	0	0	.000	0	2	2	0.5	1	0	4	3	0	0	9	5.7
at Utah State	12/02/14		20	0	2	.000	0	2	.000	4	4	1.000	1	3	4	1.0	4	0	2	0	0	1	4	5.4
vs. Hawai'i	12/06/14		10	0	2	.000	0	1	.000	2	2	1.000	0	2	2	1.1	3	0	0	1	0	0	2	5.0
Utah	12/10/14		12	1	4	.250	0	1	.000	0	0	.000	0	2	2	1.2	0	0	2	0	0	3	2	4.7
at Weber State	12/13/14		20	2	3	.667	1	1	1.000	0	0	.000	2	3	5	1.6	2	0	3	1	0	1	5	4.7
Stanford	12/20/14		10	0	3	.000	0	1	.000	0	0	.000	0	0	0	1.5	0	0	0	0	0	0	0	4.3
UMass	12/23/14		11	1	2	.500	0	0	.000	6	6	1.000	0	1	1	1.4	1	0	1	2	0	0	8	4.6
Gonzaga	12/27/14		12	3	4	.750	3	4	.750	0	0	.000	0	1	1	1.4	0	0	0	1	0	0	9	4.9
Portland	12/29/14		23	3	10	.300	2	6	.333	4	5	.800	1	4	5	1.6	4	0	6	1	0	1	12	5.4
at Santa Clara	01/01/15		12	2	3	.667	2	3	.667	2	2	1.000	0	0	0	1.5	0	0	1	1	0	0	8	5.6
at San Francisco	01/03/15		13	0	0	.000	0	0	.000	3	4	.750	0	0	0	1.4	1	0	0	3	0	2	3	5.4
Pepperdine	01/08/15		9	0	2	.000	0	1	.000	0	0	.000	0	2	2	1.5	1	0	2	0	0	0	0	5.1
Loyola Marymount	01/10/15		19	3	6	.500	3	6	.500	0	0	.000	0	1	1	1.4	1	0	4	1	0	2	9	5.3
at Pacific	01/15/15	*	28	3	7	.429	3	6	.500	6	6	1.000	2	2	4	1.6	3	0	2	3	0	0	15	5.8
at Saint Mary's	01/17/15	*	25	4	7	.571	2	4	.500	2	2	1.000	0	2	2	1.6	3	0	1	3	0	1	12	6.2
at San Diego	01/24/15		29	4	7	.571	2	5	.400	2	2	1.000	1	2	3	1.7	1	0	4	3	0	2	12	6.4
San Francisco	01/29/15		15	2	7	.286	1	3	.333	3	4	.750	0	1	1	1.6	3	0	2	1	0	0	8	6.5
Santa Clara	01/31/15																							
at Pepperdine	02/05/15																							
at Loyola Marymount	02/07/15																							
Saint Mary's	02/12/15																							
Pacific	02/14/15																							
San Diego	02/19/15																							
at Portland	02/26/15																							
at Gonzaga	02/28/15																							
Totals		3	341	39	96	.406	25	60	.417	40	43	.930	8	28	36	1.6	34	0	49	33	0	15	143	6.5

CAREER STATISTICS (ALL GAMES)

Year	GP	GS	Min	Avg	FG	FGA	Pct	3FG	FGA	Pct	FT	FTA	Pct	Off	Def	TR	Avg	PF	FO	A	TO	Blk	Stl	Pts	Avg
2013-14	35	13	528	15.1	84	195	.431	29	93	.312	49	58	.845	6	44	50	1.4	49	0	35	29	1	15	246	7.0
2014-15	22	3	341	15.5	39	96	.406	25	60	.417	40	43	.930	8	28	36	1.6	34	0	49	33	0	15	143	6.5
TOTAL	57	16	869	15.2	123	291	.423	54	153	.353	89	101	.881	14	72	86	1.5	83	0	84	62	1	30	389	6.8

CAREER STATISTICS (CONFERENCE GAMES)

Year	GP	GS	Min	Avg	FG	FGA	Pct	3FG	FGA	Pct	FT	FTA	Pct	Off	Def	TR	Avg	PF	FO	A	TO	Blk	Stl	Pts	Avg
2013-14	18	13	346	19.2	52	130	.400	19	64	.297	35	40	.875	5	32	37	2.1	25	0	23	21	1	7	158	8.8
2014-15	10	2	185	18.5	24	53	.453	18	38	.474	22	25	.880	4	15	19	1.9	17	0	22	17	0	8	88	8.8
TOTAL	28	15	531	19.0	76	183	.415	37	102	.363	57	65	.877	9	47	56	2.0	42	0	45	38	1	15	246	8.8

#24 • FRANK BARTLEY IV
6-3 • 200 • SO • GUARD



BATON ROUGE, LOUISIANA
FUTURE COLLEGE PREP

2014-15 SEASON — PPG: 1.8 RPG: 1.5 APG: 0.9 SPG: 0.2 BPG: 0.1 FG%: .545 3FG%: .111 FT%: .684

Last Time Out

- Had 3 points and 3 rebounds vs. San Francisco

In 2014-15 • Sophomore

- Totaled 6 points, 3 boards and 1 assist vs. Gonzaga
- Scored 3 points and grabbed 1 rebound in 4 minutes vs. Long Beach State
- Set career-high with 7 assists and added 6 rebounds, 4 points, 4 steals and a career-high 2 blocks against Southern Virginia
- Had 4 points, 3 rebounds, 4 assists and 1 steal vs. ECU

In 2013-14 • Freshman

- Posted season highs of 16 points (Mount St. Mary's), 7 rebounds (twice), 6 assists (Prairie View A&M), 2 steals (twice), 6 field goals made (Mount St. Mary's), 3 3-pointers made (Texas), 6 free throws made (twice)
- Scored 14 points and grabbed five rebounds against Utah State on Nov. 30
- Scored 5 points and had 6 assists to go along with 4 rebounds against Prairie View A&M on Dec. 11
- Scored 6 points, grabbed 7 rebounds and had 4 assists against Loyola Marymount on Dec. 28
- Scored in double figures 5 times, hit 3 threes once and led the team in assists twice
- Averaged 3.9 points and 2.1 rebounds and totaled 25 assists and 13 steals

- Played in 2012-13 at Future College Prep for Les Bean
- Led Future College Prep to a record of 52-13 and the West Coast Prep title
- Averaged 19.7 points, 8.5 rebounds, 6.7 assists, 3.3 steals and 1.0 blocks
- Played three years of high school basketball at Christian Life Academy
- As a senior led Christian Life to a 26-7 overall record and the 1A state title
- Was named LSWA Class 1A MVP, first-team all-state and District 7-1A co-MVP while averaging 14.2 points, 6.2 rebounds and 3.3 assists
- As a junior earned District 7-1A MVP honors and was named all-state and all-metro
- Was a member of the state championship team as a sophomore
- Played football at Christian Life, earned all-district honors and recorded 800-plus receiving yards as a senior

Personal

- Parents are Frank Bartley III and Janice
- Has three sisters
- Also recruited by Auburn, Fordham, George Mason, Marquette, San Diego State and Utah

2014-15 SEASON HIGHS

PTS	6, twice, last at Santa Clara – 1/1/15
1st H	4, twice, last vs. ECU – 11/29/14
2nd H	6 at Santa Clara – 1/1/15
REB	6 vs. SVU – 11/19/14
AST	7 vs. SVU – 11/19/14
STL	4 vs. SVU – 11/19/14
BLK	2 vs. SVU – 11/19/14
FGM	2, twice, last vs. ECU – 11/29/14
FGA	3, twice, last vs. Utah – 12/10/14
3PM	1 vs. Gonzaga – 12/27/14
3PA	2 vs. Gonzaga – 12/27/14
FTM	3 vs. Gonzaga – 12/27/14
FTA	3 vs. Gonzaga – 12/27/14

CAREER HIGHS

PTS	16 vs. Mount St. Mary's – 11/15/13
1st H	10 vs. Mount St. Mary's – 11/15/13
2nd H	11 vs. Utah State – 11/30/13
REB	7, twice, last vs. LMU – 12/28/13
AST	7 vs. SVU – 11/19/14
STL	2, twice, last vs. North Texas – 12/3/13
BLK	1, 6 times, last vs. Portland – 2/24/14
FGM	6 vs. Mount St. Mary's – 11/15/13
FGA	11 vs. Utah State – 11/30/13
3PM	3 vs. Texas – 11/25/13
3PA	5 vs. Wichita State – 11/26/13
FTM	6, twice, last at UMass – 12/7/13
FTA	8, twice, last at UMass – 12/7/13

MISCELLANEOUS

	14-15	Career
Double-Figure Points	0 (0-0)	6 (4-2)
20-plus Points	0 (0-0)	0 (0-0)
Double-Figure Reb	0 (0-0)	0 (0-0)
Double-Doubles	0 (0-0)	0 (0-0)
3-plus Steals	0 (0-0)	0 (0-0)
3-plus Blocks	0 (0-0)	0 (0-0)
3-plus 3-point FG	0 (0-0)	1 (1-0)
Scoring Leader	0 (0-0)	0 (0-0)
Rebound Leader	0 (0-0)	0 (0-0)
Assist Leader	1 (1-0)	2 (1-1)

Before BYU

2014-15 GAME-BY-GAME

Opponent	Date	GS	Min	FG	FGA	Pct	3FG	FGA	Pct	FT	FTA	Pct	Off	Def	TR	Avg	PF	FO	A	TO	Blk	Stl	Pts	Avg	
Long Beach State	11/14/14		4	1	2	.500	0	1	.000	1	2	.500	0	1	1	1.0	0	0	0	1	0	0	3	3.0	
Arkansas-Little Rock	11/18/14		4	1	1	1.000	0	0	.000	0	1	.000	0	1	1	1.0	0	0	2	0	0	0	2	2.5	
Southern Virginia	11/19/14		16	2	3	.667	0	0	.000	0	0	.000	0	6	6	2.7	0	0	7	3	2	4	4	3.0	
vs. San Diego State	11/24/14		0	0	0	.000	0	0	.000	0	0	.000	0	0	0	2.0	0	0	0	0	0	0	0	2.3	
vs. Chaminade	11/25/14		11	0	1	.000	0	1	.000	0	0	.000	0	2	2	2.0	2	0	3	1	0	0	0	1.8	
vs. Purdue	11/26/14		0	0	0	.000	0	0	.000	0	0	.000	0	0	0	1.7	0	0	0	0	0	0	0	1.5	
Eastern Kentucky	11/29/14		14	2	2	1.000	0	0	.000	0	1	1.000	2	1	3	1.9	1	0	4	0	0	1	4	1.9	
at Utah State	12/02/14		2	0	1	.000	0	1	.000	1	2	.500	0	0	0	1.6	0	0	0	0	0	0	1	1.8	
vs. Hawai'i	12/06/14		6	0	1	.000	0	1	.000	2	2	1.000	0	1	1	1.6	1	0	0	1	0	0	2	1.8	
Utah	12/10/14		10	1	3	.333	0	1	.000	0	0	.000	1	0	1	1.5	1	0	0	1	0	0	2	1.8	
at Weber State	12/13/14		1	0	0	.000	0	0	.000	0	0	.000	0	0	0	1.4	0	0	0	0	0	0	0	1.6	
Stanford	12/20/14															DNP									
UMass	12/23/14		13	0	0	.000	0	0	.000	2	2	1.000	1	2	3	1.5	0	0	1	1	0	0	2	1.7	
Gonzaga	12/27/14		11	1	2	.500	1	2	.500	3	3	1.000	1	2	3	1.6	1	0	1	1	0	0	6	2.0	
Portland	12/29/14		0+	0	0	.000	0	0	.000	0	0	.000	0	0	0	1.5	0	0	0	0	0	0	0	1.9	
at Santa Clara	01/01/15		6	2	2	1.000	0	0	.000	2	2	1.000	0	1	1	1.5	0	0	0	0	1	0	6	2.1	
at San Francisco	01/03/15		8	0	2	.000	0	2	.000	1	2	.500	0	3	3	1.6	0	0	1	0	0	0	1	2.1	
Pepperdine	01/08/15		9	1	1	1.000	0	0	.000	0	0	.000	0	2	2	1.6	1	0	0	2	0	0	2	2.1	
Loyola Marymount	01/10/15															DNP									
at Pacific	01/15/15		1	0	0	.000	0	0	.000	0	0	.000	0	0	0	1.5	0	0	0	0	0	0	0	1.9	
at Saint Mary's	01/17/15		1	0	0	.000	0	0	.000	0	0	.000	0	0	0	1.4	0	0	0	0	0	0	0	1.8	
at San Diego	01/24/15		1	0	0	.000	0	0	.000	0	0	.000	0	1	1	1.4	2	0	0	0	0	0	0	1.8	
San Francisco	01/29/15		3	1	1	1.000	0	0	.000	1	2	.500	0	3	3	1.5	2	0	0	0	0	0	3	1.8	
Santa Clara	01/31/15																								
at Pepperdine	02/05/15																								
at Loyola Marymount	02/07/15																								
Saint Mary's	02/12/15																								
Pacific	02/14/15																								
San Diego	02/19/15																								
at Portland	02/26/15																								
at Gonzaga	02/28/15																								
Totals			0	121	12	22	.545	1	9	.111	13	19	.684	5	26	31	1.5	11	0	19	11	3	5	38	1.8


CAREER STATISTICS (ALL GAMES)

Year	GP	GS	Min	Avg	FG	FGA	Pct	3FG	FGA	Pct	FT	FTA	Pct	Off	Def	TR	Avg	PF	FO	A	TO	Blk	Stl	Pts	Avg
2013-14	34	0	370	10.9	44	119	.370	12	36	.333	32	62	.516	21	51	72	2.1	26	0	25	15	6	13	132	3.9
2014-15	21	0	121	5.8	12	22	.545	1	9	.111	13	19	.684	5	26	31	1.5	11	0	19	11	3	5	38	1.8
TOTAL	55	0	491	8.9	56	141	.397	13	45	.289	45	81	.556	26	77	103	1.9	37	0	44	26	9	18	170	3.1

CAREER STATISTICS (CONFERENCE GAMES)

Year	GP	GS	Min	Avg	FG	FGA	Pct	3FG	FGA	Pct	FT	FTA	Pct	Off	Def	TR	Avg	PF	FO	A	TO	Blk	Stl	Pts	Avg
2013-14	17	0	99	5.8	8	33	.242	0	7	.000	2	13	.154	8	13	21	1.2	3	0	11	2	1	3	18	1.1
2014-15	9	0	40	4.4	5	8	.625	1	4	.250	7	9	.778	1	12	13	1.4	6	0	2	3	1	0	18	2.0
TOTAL	26	0	139	5.3	13	41	.317	1	11	.091	9	22	.409	9	25	34	1.3	9	0	13	5	2	3	36	1.4

#30 • DALTON NIXON
6-7 • 215 • FR • FORWARD



OREM, UTAH
OREM HS

2014-15 SEASON — PPG: 2.6 RPG: 2.1 APG: 0.9 SPG: 0.2 BPG: 0.1 FG%: .452 3FG%: .200 FT%: 1.000

Last Time Out

- Posted 3 rebounds and 2 assists vs. San Francisco

In 2014-15 • Freshman

- Had 4 points, the first points of his BYU career, against UALR
- Scored 10 points, grabbed 3 boards, 2 assists and a steal vs. SVU
- Had 7 points, 3 rebounds, 1 assist and 1 block vs. Chaminade
- Hit first career 3-pointer against Purdue
- Posted 4 points, 3 rebounds and 1 block at Pacific

Before BYU

- A four-year letterman playing for Golden Holt at Orem High School
- Orem's all-time leading scorer with 1,367 points and a three-time first-team all-state honoree
- As a senior averaged 20.2 points, 8.9 rebounds, 1.7 assists and 1.1 steals as Orem finished 18-9 overall, 10-2 in region play and advanced to the 4A state championship game
- Named first-team all-state by the Deseret News and the Salt Lake Tribune
- As a junior averaged 17.5 points, 8.2 rebounds, 1.7 assists and 1.3 steals and hit 21 threes as Orem finished 20-4 overall and 13-1 in region play
- Named first-team all-state by the Deseret News and the Salt Lake Tribune, All-Valley by the Daily Herald
- As a sophomore averaged 12.5 points and 5.5 rebounds and hit 33 threes as Orem finished 24-1 overall, 14-0 in region play and won the 4A Utah state title

- Named first-team all-state by the Deseret News and the Salt Lake Tribune and All-Valley by the Daily Herald
- Named the 4A Tournament MVP as a sophomore
- National position recruiting rankings: 51st by ESPN
- Played for the Utah Prospects during the AAU season

Personal

- Parents are Kevin and Stephanie Nixon
- Has two sisters
- His father Kevin Nixon played at BYU from 1991-93
- Also recruited by Arizona State, Creighton, Hawai'i, San Diego, San Francisco, Utah, Utah State and Weber State

2014-15 SEASON HIGHS

PTS	10 vs. SVU – 11/19/14
1st H	6 at San Diego – 1/24/15
2nd H	6 vs. SVU – 11/19/14
REB	4, 4 times, last at Saint Mary's – 1/17/15
AST	4 at San Francisco – 1/3/15
STL	1, twice, last vs. UMass – 12/23/14
BLK	1, twice, last at Pacific – 1/15/15
FGM	4, twice, last at San Diego – 1/24/15
FGA	9 vs. SVU – 11/19/14
3PM	1, twice, last at Weber State – 12/13/14
3PA	2, 3 times, last at San Francisco – 1/3/15
FTM	4 at Santa Clara – 1/1/15
FTA	4 at Santa Clara – 1/1/15

MISCELLANEOUS

	14-15	Career
Double-Figure Points	1 (1-0)	same
20-plus Points	0 (0-0)	same
Double-Figure Reb	0 (0-0)	same
Double-Doubles	0 (0-0)	same
3-plus Steals	0 (0-0)	same
3-plus Blocks	0 (0-0)	same
3-plus 3-point FG	0 (0-0)	same
Scoring Leader	0 (0-0)	same
Rebound Leader	0 (0-0)	same
Assist Leader	0 (0-0)	same

2014-15 GAME-BY-GAME

Opponent	Date	GS	Min	FG	FGA	Pct	3FG	FGA	Pct	FT	FTA	Pct	Off	Def	TR	Avg	PF	FO	A	TO	Blk	Stl	Pts	Avg	
Long Beach State	11/14/14		7	0	1	.000	0	1	.000	0	0	.000	0	1	1	1.0	2	0	0	0	0	0	0	0.0	
Arkansas-Little Rock	11/18/14		7	2	3	.667	0	0	.000	0	0	.000	0	0	0	0.5	1	0	1	0	0	0	4	2.0	
Southern Virginia	11/19/14		17	4	9	.444	0	2	.000	2	2	1.000	1	2	3	1.3	0	0	2	1	0	1	10	4.7	
vs. San Diego State	11/24/14		6	0	0	.000	0	0	.000	0	0	.000	1	2	3	1.8	0	0	2	0	0	0	0	3.5	
vs. Chaminade	11/25/14		16	3	5	.600	0	2	.000	1	1	1.000	0	3	3	2.0	3	0	1	1	1	0	7	4.2	
vs. Purdue	11/26/14		6	1	2	.500	1	1	1.000	0	0	.000	1	0	1	1.8	3	0	0	0	0	0	3	4.0	
Eastern Kentucky	11/29/14		2	0	0	.000	0	0	.000	0	0	.000	0	0	0	1.6	1	0	1	0	0	0	0	3.4	
at Utah State	12/02/14																								
vs. Hawai'i	12/06/14		2	0	1	.000	0	0	.000	0	0	.000	0	1	1	1.5	1	0	0	0	0	0	0	3.0	
Utah	12/10/14																								
at Weber State	12/13/14		13	2	2	1.000	1	1	1.000	0	0	.000	1	3	4	1.8	1	0	0	0	0	0	5	3.2	
Stanford	12/20/14		8	0	3	.000	0	1	.000	0	0	.000	3	1	4	2.0	0	0	1	0	0	0	0	2.9	
UMass	12/23/14		8	0	2	.000	0	1	.000	0	0	.000	0	1	1	1.9	1	0	1	1	0	1	0	2.6	
Gonzaga	12/27/14																								
Portland	12/29/14		4	0	1	.000	0	1	.000	0	0	.000	0	0	0	1.8	2	0	0	0	0	0	0	2.4	
at Santa Clara	01/01/15		18	0	1	.000	0	1	.000	4	4	1.000	0	4	4	1.9	0	0	1	0	0	0	4	2.5	
at San Francisco	01/03/15		15	1	3	.333	0	2	.000	2	2	1.000	1	1	2	1.9	1	0	4	0	0	0	4	2.6	
Pepperdine	01/08/15		6	0	1	.000	0	1	.000	0	0	.000	0	0	0	1.8	0	0	0	0	0	0	0	2.5	
Loyola Marymount	01/10/15		2	0	0	.000	0	0	.000	0	0	.000	0	1	1	1.8	1	0	0	0	0	0	0	2.3	
at Pacific	01/15/15		21	1	2	.500	0	0	.000	2	2	1.000	1	2	3	1.8	3	0	0	1	1	0	4	2.4	
at Saint Mary's	01/17/15		31	1	1	1.000	1	1	1.000	0	0	.000	0	4	4	1.9	1	0	2	4	0	0	3	2.4	
at San Diego	01/24/15		13	4	4	1.000	0	0	.000	0	0	.000	0	3	3	2.0	5	1	0	1	0	1	8	2.7	
San Francisco	01/29/15		11	0	1	.000	0	0	.000	0	0	.000	2	1	3	2.1	0	0	2	1	0	0	0	2.6	
Santa Clara	01/31/15																								
at Pepperdine	02/05/15																								
at Loyola Marymount	02/07/15																								
Saint Mary's	02/12/15																								
Pacific	02/14/15																								
San Diego	02/19/15																								
at Portland	02/26/15																								
at Gonzaga	02/28/15																								
Totals			0	213	19	42	.452	3	15	.200	11	11	1.000	11	30	41	2.1	26	1	18	10	2	3	52	2.6

CAREER STATISTICS (ALL GAMES)

Year	GP	GS	Min	Avg	FG	FGA	Pct	3FG	FGA	Pct	FT	FTA	Pct	Off	Def	TR	Avg	PF	FO	A	TO	Blk	Stl	Pts	Avg
2014-15	20	0	213	10.7	19	42	.452	3	15	.200	11	11	1.000	11	30	41	2.1	26	1	18	10	2	3	52	2.6
TOTAL	20	0	213	10.7	19	42	.452	3	15	.200	11	11	1.000	11	30	41	2.1	26	1	18	10	2	3	52	2.6

CAREER STATISTICS (CONFERENCE GAMES)

Year	GP	GS	Min	Avg	FG	FGA	Pct	3FG	FGA	Pct	FT	FTA	Pct	Off	Def	TR	Avg	PF	FO	A	TO	Blk	Stl	Pts	Avg
2014-15	9	0	121	13.4	7	14	.500	1	6	.167	8	8	1.000	4	16	20	2.2	13	1	9	7	1	1	23	2.6
TOTAL	9	0	121	13.4	7	14	.500	1	6	.167	8	8	1.000	4	16	20	2.2	13	1	9	7	1	1	23	2.6

#33 • NATE AUSTIN
6-11 • 230 • SR • FORWARD



ALPINE, UTAH
LONE PEAK HS

2014-15 SEASON — PPG: 3.0 RPG: 5.6 APG: 0.9 SPG: 0.7 BPG: 0.2 FG%: .500 3FG%: .200 FT%: .786

Last Time Out

- Did not play at San Francisco

In 2014-15 • Senior

- Suffered a torn right hamstring against Utah
- Scored 6 points, grabbed 9 rebounds, had 3 assists and 2 blocks against Long Beach State
- Had 8 points and 11 boards vs. UALR
- Against Purdue had 7 points, 6 rebounds, 1 assist and 1 steal

In 2013-14 • Junior

- Ranked 53rd in the nation in total rebounds and 97th in rebounds per game
- Ranked 4th in the WCC in rebounding, 4th in offensive rebounds, 4th in defensive rebounds and 9th in blocks
- In the BYU record book, totaled the 3rd most offensive rebounds in a season, 2nd most personal fouls in a season and 5th most games started in a season
- Posted season highs of 12 points (at Stanford), 16 rebounds (San Francisco), 4 assists (Prairie View A&M), 4 steals (Prairie View A&M), 3 blocks (North Texas), 5 field goals made (at Stanford) and 5 free throws made (at Portland)

In 2012-13 • Sophomore

- Was 17th in the WCC in rebounding, 13th in blocked shots, 9th in offensive rebounds
- Played in all 36 games and started 7, including the last 5-straight

- Posted season highs of 9 points (at Gonzaga, vs. Baylor), 11 rebounds (vs. Baylor), 4 assists (vs. Eastern New Mexico), 3 steals (at Iowa State) and 3 blocks (twice)

In 2011-12 • Freshman

- Played in every game this season and started 1 game
- Posted season highs of 15 points, 10 rebounds, 3 assists and 2 blocks
- Tied for 10th in the WCC in offensive rebounds in league games
- Career-high 15 points came on 7 of 8 shooting vs. Weber State

Before BYU

- Helped Lone Peak to a 22-3 record as a senior
- Earned first-team all-state honors as a senior
- Averaged 11.5 points while helping the Knights to a trip to the state title game in 2009
- Helped Lone Peak win the 2008 state title
- Played with fellow Cougars Tyler Haws and Josh Sharp at Lone Peak
- Coached by Quincy Lewis
- Played for Salt Lake Metro club team directed by Dave Hammer and coached by Marty Haws

Personal

- Parents are Randy and Leslie Austin
- Served a mission for The Church of Jesus Christ of Latter-day Saints in McAllen, Texas
- Also recruited by Boise State and Utah State

2014-15 SEASON HIGHS

PTS	8 vs. UALR – 11/18/14
1st H	2, 4 times, last at Utah State 12/2/14
2nd H	6 vs. UALR – 11/18/14
REB	11 vs. UALR – 11/18/14
AST	3, twice, last vs. Chaminade – 11/25/14
STL	2 vs. UALR – 11/18/14
BLK	2 vs. LBSU – 11/14/14
FGM	4 vs. UALR – 11/18/14
FGA	4, twice, last vs. SDSU – 11/24/14
3PM	1 vs. LBSU – 11/14/14
3PA	2, twice, last at Utah State 12/2/14
FTM	3, 3 times, last at Utah State 12/2/14
FTA	4, 3 times, last at Utah State 12/2/14

CAREER HIGHS

PTS	15 vs. Weber State – 12/07/11
1st H	9, twice, last vs. Baylor – 4/2/13
2nd H	13 vs. Weber State – 12/7/11
REB	16 vs. San Francisco – 2/08/14
AST	4, twice, last vs. PVAMU – 12/11/13
STL	4 vs. Prairie View A&M – 12/11/13
BLK	3, 3 times, last vs. North Texas – 12/3/13
FGM	7 vs. Weber State – 12/07/11
FGA	8 vs. Weber State – 12/07/11
3PM	1, 13 times, last vs. LBSU – 11/14/14
3PA	2, 15 times, last at Utah State – 12/2/14
FTM	5, 3 times, last at San Diego – 3/1/14
FTA	6, 3 times, last vs. Saint Mary's – 2/1/14

MISCELLANEOUS

	14-15	Career
Double-Figure Points	0 (0-0)	4 (4-0)
20-plus Points	0 (0-0)	0 (0-0)
Double-Figure Reb	1 (1-0)	13 (7-6)
Double-Doubles	0 (0-0)	1 (1-0)
3-plus Steals	0 (0-0)	2 (1-1)
3-plus Blocks	0 (0-0)	3 (2-1)
3-plus 3-point FG	0 (0-0)	0 (0-0)
Scoring Leader	0 (0-0)	0 (0-0)
Rebound Leader	3 (2-1)	27 (19-8)
Assist Leader	0 (0-0)	1 (1-0)

2014-15 GAME-BY-GAME

Opponent	Date	GS	Min	FG	FGA	Pct	3FG	FGA	Pct	FT	FTA	Pct	Off	Def	TR	Avg	PF	FO	A	TO	Blk	Stl	Pts	Avg	
Long Beach State	11/14/14	*	26	1	3	.333	1	1	1.00	3	4	.750	3	6	9	9.0	2	0	3	1	2	0	6	6.0	
Arkansas-Little Rock	11/18/14	*	30	4	4	1.000	0	0	.000	0	0	.000	2	9	11	10.0	2	0	0	0	0	2	8	7.0	
Southern Virginia	11/19/14	*	11	0	0	.000	0	0	.000	0	0	.000	0	3	3	7.7	2	0	0	0	0	1	0	4.7	
vs. San Diego State	11/24/14	*	26	0	4	.000	0	2	.000	0	0	.000	3	2	5	7.0	5	1	0	0	0	1	0	3.5	
vs. Chaminade	11/25/14	*	17	1	1	1.000	0	0	.000	2	2	1.000	1	6	7	7.0	1	0	3	0	0	0	4	3.6	
vs. Purdue	11/26/14	*	23	2	2	1.000	0	0	.000	3	4	.750	3	3	6	6.8	5	1	1	0	0	1	7	4.2	
Eastern Kentucky	11/29/14	*	23	0	0	.000	0	0	.000	0	0	.000	0	2	2	6.1	2	0	1	2	0	1	0	3.6	
at Utah State	12/02/14	*	31	1	4	.250	0	2	.000	3	4	.750	3	6	9	6.5	2	0	1	0	0	1	5	3.8	
vs. Hawai'i	12/06/14	*	10	0	0	.000	0	0	.000	0	0	.000	0	4	4	6.2	1	0	0	0	0	0	0	3.3	
Utah	12/10/14	*	0+	0	0	.000	0	0	.000	0	0	.000	0	0	0	5.6	0	0	0	0	0	0	0	3.0	
at Weber State	12/13/14																								
Stanford	12/20/14																								
UMass	12/23/14																								
Gonzaga	12/27/14																								
Portland	12/29/14																								
at Santa Clara	01/01/15																								
at San Francisco	01/03/15																								
Pepperdine	01/08/15																								
Loyola Marymount	01/10/15																								
at Pacific	01/15/15																								
at Saint Mary's	01/17/15																								
at San Diego	01/24/15																								
San Francisco	01/29/15																								
Santa Clara	01/31/15																								
at Pepperdine	02/05/15																								
at Loyola Marymount	02/07/15																								
Saint Mary's	02/12/15																								
Pacific	02/14/15																								
San Diego	02/19/15																								
at Portland	02/26/15																								
at Gonzaga	02/28/15																								
Totals			10	197	9	18	.500	1	5	.200	11	14	.786	15	41	56	5.6	22	2	9	3	2	7	30	3.0

CAREER STATISTICS (ALL GAMES)

Year	GP	GS	Min	Avg	FG	FGA	Pct	3FG	FGA	Pct	FT	FTA	Pct	Off	Def	TR	Avg	PF	FO	A	TO	Blk	Stl	Pts	Avg
2011-12	35	1	450	12.9	58	107	.542	7	23	.304	20	39	.513	53	79	132	3.8	95	6	19	20	15	9	143	4.1
2012-13	36	7	631	17.5	52	109	.477	3	15	.200	24	41	.585	77	88	165	4.6	92	5	20	21	23	21	131	3.6
2013-14	35	35	934	26.7	48	88	.545	2	4	.500	34	52	.654	90	188	278	7.9	119	6	32	38	31	26	132	3.8
2014-15	10	10	197	19.7	9	18	.500	1	5	.200	11	14	.786	15	41	56	5.6	22	2	9	3	2	7	30	3.0
TOTAL	116	53	2212	19.1	167	322	.519	13	47	.277	89	146	.610	235	396	631	5.4	328	19	80	82	71	63	436	3.8

CAREER STATISTICS (CONFERENCE GAMES)

Year	GP	GS	Min	Avg	FG	FGA	Pct	3FG	FGA	Pct	FT	FTA	Pct	Off	Def	TR	Avg	PF	FO	A	TO	Blk	Stl	Pts	Avg
2011-12	16	1	230	14.4	28	52	.538	2	10	.200	12	22	.545	33	36	69	4.3	48	4	9	8	5	5	70	4.4
2012-13	16	0	281	17.6	20	39	.513	1	8	.125	7	15	.467	29	39	68	4.3	41	2	8	9	10	9	48	3.0
2013-14	18	18	505	28.1	24	42	.571	0	0	.000	21	32	.656	50	94	144	8.0	59	3	13	21	15	9	69	3.8
2014-15																									
TOTAL	50	19	1016	20.3	72	133	.541	3	18	.167	40	69	.580	112	169	281	5.6	148	9	30	38	30	23	187	3.7

#35 • ISAAC NEILSON
6-11 • 225 • FR • FORWARD



MISSION VIEJO, CALIFORNIA
MISSION VIEJO HS

2014-15 SEASON HIGHS

PTS	15 at Weber State – 12/13/14
1st H	8 vs. LBSU – 11/14/14
2nd H	11 vs. SVU – 11/19/14
REB	7 vs. SVU – 11/19/14
AST	2 vs. SVU – 11/19/14
STL	4 vs. SVU – 11/19/14
BLK	2, 3 times, last vs. Stanford – 12/20/14
FGM	5, twice, last at Weber State – 12/13/14
FGA	9 at Weber State – 12/13/14
3PM	4 at Weber State – 12/13/14
3PA	5, twice, last at Weber State – 12/13/14
FTM	6 vs. LBSU – 11/14/14
FTA	7 vs. LBSU – 11/14/14

MISCELLANEOUS

	14-15	Career
Double-Figure Points	4 (3-1)	same
20-plus Points	0 (0-0)	same
Double-Figure Reb	0 (0-0)	same
Double-Doubles	0 (0-0)	same
3-plus Steals	0 (0-0)	same
3-plus Blocks	0 (0-0)	same
3-plus 3-point FG	1 (1-0)	same
Scoring Leader	0 (0-0)	same
Rebound Leader	1 (1-0)	same
Assist Leader	0 (0-0)	same

2014-15 SEASON — PPG: 3.8 RPG: 2.5 APG: 0.2 SPG: 0.4 BPG: 0.4 FG%: .463 3FG%: .318 FT%: .704

Last Time Out

- Posted 4 points and 2 rebounds vs. San Francisco

In 2014-15 • Freshman

- Became the first freshman since 2005 to score in double digits in the season opener with 10 points, also grabbed 1 rebound vs. Long Beach State
- Scored 13 points and added 7 rebounds, 2 assists and 4 steals against Southern Virginia
- Totaled 12 points, hit 2 threes and added 4 rebounds, 1 assist and 2 blocks vs. San Diego State

Before BYU

- Played for Troy Roelen at Mission Viejo
- As a senior averaged 15.3 points, 11.3 rebounds and 5.0 blocks while Mission Viejo finished 29-3 overall and 7-1 in league play
- Posted season highs of 29 points, 25 rebounds and 11 blocks
- Named MaxPreps All-State Division II Second Team, All-CIF Southern Section Team Division 2AA, Orange County Register All-County Team
- Named MVP of the 2010 Diablo Inferno Tournament where he averaged 14 points, 12 rebounds and 8 blocks
- As a junior averaged 9.0 points, 9.0 rebounds and 4.5 blocks
- Named first-team All-South Coast Conference

Personal

- Served a two-year mission for The Church of Jesus Christ of Latter-day Saints in Alabama
- Parents are Jim and Janice
- Has three brothers and two sisters

2014-15 GAME-BY-GAME

Opponent	Date	GS	Min	FG	FGA	Pct	3FG	FGA	Pct	FT	FTA	Pct	Off	Def	TR	Avg	PF	FO	A	TO	Blk	Stl	Pts	Avg
Long Beach State	11/14/14		11	2	3	.667	0	0	.000	6	7	.857	1	0	1	1.0	0	0	0	0	0	0	10	10.0
Arkansas-Little Rock	11/18/14		6	2	5	.400	0	1	.000	0	1	.000	1	1	2	1.5	2	0	1	0	0	0	4	7.0
Southern Virginia	11/19/14		16	5	8	.625	0	1	.000	3	6	.500	5	2	7	3.3	4	0	2	1	0	4	13	9.0
vs. San Diego State	11/24/14		22	4	7	.571	2	5	.400	2	2	1.000	1	3	4	3.5	1	0	1	0	2	0	12	9.8
vs. Chaminade	11/25/14		15	2	5	.400	1	1	1.000	0	0	.000	2	3	5	3.8	2	0	0	0	0	0	5	8.8
vs. Purdue	11/26/14		13	2	5	.400	0	1	.000	0	0	.000	1	2	3	3.7	4	0	0	0	2	0	4	8.0
Eastern Kentucky	11/29/14	*	8	0	1	.000	0	0	.000	0	0	.000	2	1	3	3.6	1	0	0	1	0	0	0	6.9
at Utah State	12/02/14		1	0	1	.000	0	1	.000	0	0	.000	0	0	0	3.1	0	0	0	0	0	0	0	6.0
vs. Hawai'i	12/06/14		1	0	0	.000	0	0	.000	0	0	.000	2	0	2	3.0	0	0	0	2	0	0	0	5.3
Utah	12/10/14		10	0	3	.000	0	1	.000	0	0	.000	0	0	0	2.7	1	0	0	0	0	0	0	4.8
at Weber State	12/13/14	*	26	5	9	.556	4	5	.800	1	2	.500	1	5	6	3.0	4	0	0	0	1	2	15	5.7
Stanford	12/20/14	*	23	2	5	.400	0	1	.000	2	2	1.000	2	4	6	3.3	3	0	0	1	2	0	6	5.8
UMass	12/23/14	*	14	2	4	.500	0	2	.000	0	0	.000	2	3	5	3.4	1	0	0	2	1	1	4	5.6
GONZAGA	12/27/14	*	8	0	1	.000	0	1	.000	0	0	.000	0	1	1	3.2	1	0	0	1	0	0	0	5.2
Portland	12/29/14		2	0	0	.000	0	0	.000	0	0	.000	0	0	0	3.0	0	0	0	0	0	0	0	4.9
at Santa Clara	01/01/15		8	0	1	.000	0	0	.000	1	2	.500	1	1	2	2.9	2	0	0	0	0	0	1	4.6
at San Francisco	01/03/15		9	2	3	.667	0	1	.000	0	1	.000	0	2	2	2.9	1	0	0	1	0	0	4	4.6
Pepperdine	01/08/15		2	1	2	.500	0	0	.000	0	0	.000	1	0	1	2.8	0	0	0	0	0	0	2	4.4
Loyola Marymount	01/10/15		3	0	0	.000	0	0	.000	0	0	.000	0	0	0	2.6	2	0	0	1	0	0	0	4.2
at Pacific	01/15/15		17	1	1	1.000	0	0	.000	2	2	1.000	0	3	3	2.7	4	0	0	1	1	0	4	4.2
at Saint Mary's	01/17/15		5	0	1	.000	0	1	.000	0	0	.000	1	0	1	2.6	3	0	0	0	0	2	0	4.0
at San Diego	01/24/15		5	0	1	.000	0	0	.000	0	0	.000	1	1	2	2.5	1	0	0	0	0	0	0	3.8
San Francisco	01/29/15		6	1	1	1.000	0	0	.000	2	2	1.000	1	1	2	2.5	2	0	0	0	0	0	4	3.8
Santa Clara	01/31/15																							
at Pepperdine	02/05/15																							
at Loyola Marymount	02/07/15																							
Saint Mary's	02/12/15																							
Pacific	02/14/15																							
San Diego	02/19/15																							
at Portland	02/26/15																							
at Gonzaga	02/28/15																							
Totals		5	231	31	67	.463	7	22	.318	19	27	.704	25	33	58	2.5	39	0	4	11	9	9	88	3.8

CAREER STATISTICS (ALL GAMES)

Year	GP	GS	Min	Avg	FG	FGA	Pct	3FG	FGA	Pct	FT	FTA	Pct	Off	Def	TR	Avg	PF	FO	A	TO	Blk	Stl	Pts	Avg
2014-15	23	5	231	10.0	31	67	.463	7	22	.318	19	27	.704	25	33	58	2.5	39	0	4	11	9	9	88	3.8
TOTAL	23	5	231	10.0	31	67	.463	7	22	.318	19	27	.704	25	33	58	2.5	39	0	4	11	9	9	88	3.8

CAREER STATISTICS (CONFERENCE GAMES)

Year	GP	GS	Min	Avg	FG	FGA	Pct	3FG	FGA	Pct	FT	FTA	Pct	Off	Def	TR	Avg	PF	FO	A	TO	Blk	Stl	Pts	Avg
2014-15	10	1	65	6.5	5	11	.455	0	3	.000	5	7	.714	5	9	14	1.4	16	0	0	4	1	2	15	1.5
TOTAL	10	1	65	6.5	5	11	.455	0	3	.000	5	7	.714	5	9	14	1.4	16	0	0	4	1	2	15	1.5

#41 • LUKE WORTHINGTON
6-10 • 235 • SO • FORWARD



MEQUON, WISCONSIN
HOMESTEAD HS

2014-15 SEASON — PPG: 2.4 RPG: 2.0 APG: 0.2 SPG: 0.4 BPG: 0.0 FG%: .442 3FG%: .000 FT%: .667

Last Time Out

- Totalled 2 rebounds and 1 point vs. San Francisco

In 2014-15 • Sophomore

- Had 7 points, 4 rebounds and a steal vs. UALR
- Set a career-high in points with 12 and steals with 2, while tying a career-high with 4 rebounds against Southern Virginia
- Totalled 4 points and 6 rebounds at Utah State

In 2013-14 • Freshman

- Posted season highs of 7 points (Santa Clara), 4 rebounds (at Saint Mary's), 2 field goals made (twice), 3 free throws made (Santa Clara).
- Hit 2 of 3 from the field and 3 of 4 from the free throw line to score 7 points against Santa Clara on Feb. 6
- Grabbed 4 rebounds, including 3 on the offensive end, and scored a point against Saint Mary's on Feb. 15
- Started in games against Portland, San Diego and Loyola Marymount from Feb. 22 until March 8
- Scored 5 points against Portland on Feb. 22
- Scored 4 points against Mount St. Mary's
- Averaged 1.0 points and 0.9 rebounds and shot .462 from the field

Before BYU

- Played for Kevin McKenna at Homestead High School
- Ranked the No. 7 prospect in the class of 2013 in the state of Wisconsin and No. 43 among power forwards nationally by ESPN.com

- One of seven Wisconsin players nominated for the McDonald's All-America Game
- As a senior was a team captain and averaged 13.6 points and 10.0 rebounds per game
- Led Homestead to a record of 13-7 overall and 8-4 in league play
- Named Wisconsin Basketball Coaches Association Division I All-State Honorable Mention
- Named third-team All-Area by the Milwaukee Wisconsin Journal Sentinel
- Named first-team All-North Shore Conference
- As a junior, averaged 12 points, 9 rebounds and 2 blocks
- Led Homestead to a record of 15-5 overall and 10-3 in league play
- Named first-team All-North Shore Conference
- Played for Wisconsin Playground Elite coached by Duane "Ike" Wilson
- Played football at Homestead, was a team captain and helped lead team to the 2012 Wisconsin state title
- Received all-conference, all-region and all-state honors in football
- Recruited by BYU and Wisconsin to play football
- Maintained a GPA above 4.0 and was a member of the National Honor Society

Personal

- Parents are John and Kris Worthington
- Has one brother and two sisters
- Also recruited by Butler, Princeton, Penn, Davidson, Yale, DePaul, Lehigh, Bucknell, Utah State and Saint Louis

2014-15 SEASON HIGHS

PTS	12 vs. SVU – 11/19/14
1st H	8 vs. SVU – 11/19/14
2nd H	4, twice, last at Utah State – 12/2/14
REB	6 at Utah State – 12/2/14
AST	1, 5 times, last at Pacific – 1/15/15
STL	2 vs. SVU – 11/19/14
BLK	1 vs. UMass – 12/23/14
FGM	6 vs. SVU – 11/19/14
FGA	7, twice, last vs. SVU – 11/19/14
3PM	—
3PA	—
FTM	3, twice, last vs. Stanford – 12/20/14
FTA	4, twice, last vs. Stanford – 12/20/14

CAREER HIGHS

PTS	12 vs. SVU – 11/19/14
1st H	8 vs. SVU – 11/19/14
2nd H	4, twice, last at Utah State – 12/2/14
REB	6 at Utah State – 12/2/14
AST	1, 9 times, last at Pacific – 1/15/15
STL	2 vs. SVU – 11/19/14
BLK	1, 3 times, last vs. UMass – 12/23/14
FGM	6 vs. SVU – 11/19/14
FGA	7, twice, last vs. SVU – 11/19/14
3PM	—
3PA	—
FTM	3, 3 times, last vs. Stanford – 12/20/14
FTA	4, 3 times, last vs. Stanford – 12/20/14

MISCELLANEOUS

	14-15	Career
Double-Figure Points	1 (1-0)	1 (1-0)
20-plus Points	0 (0-0)	0 (0-0)
Double-Figure Reb	0 (0-0)	0 (0-0)
Double-Doubles	0 (0-0)	0 (0-0)
3-plus Steals	0 (0-0)	0 (0-0)
3-plus Blocks	0 (0-0)	0 (0-0)
3-plus 3-point FG	0 (0-0)	0 (0-0)
Scoring Leader	0 (0-0)	0 (0-0)
Rebound Leader	0 (0-0)	0 (0-0)
Assist Leader	0 (0-0)	0 (0-0)

2014-15 GAME-BY-GAME

Opponent	Date	GS	Min	FG	FGA	Pct	3FG	FGA	Pct	FT	FTA	Pct	Off	Def	TR	Avg	PF	FO	A	TO	Blk	Stl	Pts	Avg	
Long Beach State	11/14/14	*	13	1	2	.500	0	0	.000	0	0	.000	1	1	2	2.0	2	0	0	1	0	0	2	2.0	
Arkansas-Little Rock	11/18/14	*	16	3	7	.429	0	0	.000	1	2	.500	1	3	4	3.0	2	0	0	0	0	1	7	4.5	
Southern Virginia	11/19/14	*	13	6	7	.857	0	0	.000	0	1	.000	4	0	4	3.3	2	0	0	3	0	2	12	7.0	
vs. San Diego State	11/24/14	*	8	0	1	.000	0	0	.000	0	0	.000	0	1	1	2.8	3	0	0	1	0	0	0	5.3	
vs. Chaminade	11/25/14	*	8	2	3	.667	0	0	.000	0	0	.000	1	0	1	2.4	1	0	0	1	0	0	4	5.0	
vs. Purdue	11/26/14	*	20	0	1	.000	0	0	.000	3	4	.750	1	2	3	2.5	5	1	1	1	0	1	3	4.7	
Eastern Kentucky	11/29/14	*	16	0	0	.000	0	0	.000	1	2	.500	1	1	2	2.4	3	0	0	0	0	1	1	4.1	
at Utah State	12/02/14	*	25	2	6	.333	0	0	.000	0	2	.000	3	3	6	2.9	4	0	0	0	0	0	4	4.1	
vs. Hawai'i	12/06/14	*	12	0	1	.000	0	0	.000	0	0	.000	0	1	1	2.7	3	0	0	0	0	0	0	3.7	
Utah	12/10/14	*	12	0	1	.000	0	0	.000	2	2	1.000	1	1	2	2.6	2	0	1	1	0	1	2	3.5	
at Weber State	12/13/14	*	18	0	2	.000	0	0	.000	2	2	1.000	0	1	1	2.5	4	0	0	1	0	1	2	3.4	
Stanford	12/20/14	*	23	1	1	1.000	0	0	.000	3	4	.750	1	1	2	2.4	3	0	0	1	0	0	5	3.5	
UMass	12/23/14	*	24	1	3	.333	0	0	.000	0	0	.000	1	1	2	2.4	2	0	1	1	1	0	2	3.4	
Gonzaga	12/27/14	*	15	0	1	.000	0	0	.000	2	2	1.000	1	1	2	2.4	5	1	0	0	0	1	2	3.3	
Portland	12/29/14	*	20	0	2	.000	0	0	.000	0	0	.000	0	2	2	2.3	3	0	0	0	0	0	0	3.1	
at Santa Clara	01/01/15	*	16	2	3	.667	0	0	.000	0	0	.000	1	2	3	2.4	3	0	0	0	0	0	4	3.1	
at San Francisco	01/03/15	*	13	0	0	.000	0	0	.000	0	0	.000	0	0	0	2.2	3	0	0	0	0	0	0	2.9	
Pepperdine	01/08/15	*	17	0	0	.000	0	0	.000	1	2	.500	1	0	1	2.2	3	0	0	1	0	0	1	2.8	
Loyola Marymount	01/10/15	*	16	0	0	.000	0	0	.000	0	0	.000	1	1	2	2.2	3	0	1	2	0	0	0	2.7	
at Pacific	01/15/15	*	9	0	0	.000	0	0	.000	0	0	.000	0	1	1	2.1	4	0	1	0	0	1	0	2.6	
at San Diego	01/17/15	*	17	0	1	.000	0	0	.000	0	0	.000	0	0	0	2.0	3	0	0	0	0	0	0	2.4	
at Saint Mary's	01/24/15	*	14	1	1	1.000	0	0	.000	2	2	1.000	0	2	2	2.0	4	0	0	0	0	0	4	2.5	
San Francisco	01/29/15		9	0	0	.000	0	0	.000	1	2	.500	1	1	2	2.0	2	0	0	0	0	0	1	2.4	
Santa Clara	01/31/15																								
at Pepperdine	02/05/15																								
at Loyola Marymount	02/07/15																								
Saint Mary's	02/12/15																								
Pacific	02/14/15																								
San Diego	02/19/15																								
at Portland	02/26/15																								
at Gonzaga	02/28/15																								
Totals			21	354	19	43	.442	0	0	.000	18	27	.667	20	26	46	2.0	69	2	5	14	1	9	56	2.4

CAREER STATISTICS (ALL GAMES)

Year	GP	GS	Min	Avg	FG	FGA	Pct	3FG	FGA	Pct	FT	FTA	Pct	Off	Def	TR	Avg	PF	FO	A	TO	Blk	Stl	Pts	Avg
2013-14	31	3	251	8.1	12	26	.462	0	0	.000	8	20	.400	13	16	29	0.9	56	2	4	14	2	4	32	1.0
2014-15	23	21	354	15.4	19	43	.442	0	0	.000	18	27	.667	20	26	46	2.0	69	2	5	14	1	9	56	2.4
TOTAL	54	24	605	11.2	31	69	.449	0	0	.000	26	47	.553	33	42	75	1.4	125	4	9	28	3	13	88	1.6

CAREER STATISTICS (CONFERENCE GAMES)

Year	GP	GS	Min	Avg	FG	FGA	Pct	3FG	FGA	Pct	FT	FTA	Pct	Off	Def	TR	Avg	PF	FO	A	TO	Blk	Stl	Pts	Avg
2013-14	16	2	147	9.2	5	10	.500	0	0	.000	7	12	.583	11	8	19	1.2	33	2	2	7	2	4	17	1.1
2014-15	10	9	146	14.6	3	8	.375	0	0	.000	6	8	.750	5	10	15	1.5	33	1	2	3	0	2	12	1.2
TOTAL	26	11	293	11.3	8	18	.444	0	0	.000	13	20	.650	16	18	34	1.3	66	3	4	10	2	6	29	1.1

#44 • CORBIN KAUFUSI
6-10 • 245 • FR • CENTER



PROVO, UTAH
TIMPVIEW HS

2014-15 SEASON — PPG: 3.2 RPG: 3.3 APG: 0.1 SPG: 0.3 BPG: 0.7 FG%: .553 3FG%: .000 FT%: .560

Last Time Out

- Posted 5 points, 5 rebounds and 2 blocks in his first career start vs. San Francisco

In 2014-15 • Freshman

- Had 5 points and 4 boards vs. UALR
- Tied his season-high with 5 points, 4 rebounds and 1 assist vs. SVU
- Had career-bests of 8 points, 6 rebounds and 2 blocks vs. Chaminade
- Had 4 points, 4 boards and 1 steal vs. Hawai'i
- Had 6 points on 2 of 2 shooting from the field and 2 of 2 from the free throw line and added 1 block and 2 steals against UMass
- Totaled 5 points and 3 rebounds at San Francisco

Before BYU

- Coached by Perry Wildeboer at Timpview High School
- As a junior averaged 11.6 points while helping Timpview to a record of 19-6
- As a sophomore helped Timpview win the 4A state title and finish with a record of 19-7
- Played in the 2011 All-Valley Basketball All-Star Classic
- Played football and helped Timpview win state titles in 2008 and 2009
- Second-team all-state in football in 2011
- A member of the National Honors Society and a four-year academic honoree
- Also recruited by Stanford to play football

- Parents are Steve (an assistant coach on the BYU football team) and Michelle and has four siblings
- Brother Bronson plays football at BYU and played basketball for the Cougars in 2012-13
- Served a two-year mission for The Church of Jesus Christ of Latter-day Saints in South Korea
- An Eagle Scout

2014-15 SEASON HIGHS

PTS	8 vs. Chaminade – 11/25/14
1st H	3, twice, last vs. SDSU – 11/24/14
2nd H	8 vs. Chaminade – 11/25/14
REB	6, twice, last at Santa Clara – 1/1/15
AST	1, twice, last vs. Portland – 12/29/14
STL	2 vs. UMass – 12/23/14
BLK	2, 3 times, last vs. USF – 1/29/15
FGM	2, 6 times, last vs. USF – 12/29/15
FGA	4 vs. Chaminade – 11/25/14
3PM	—
3PA	—
FTM	5 vs. SVU – 11/19/14
FTA	9 vs. SVU – 11/19/14

MISCELLANEOUS

	14-15	Career
Double-Figure Points	0 (0-0)	same
20-plus Points	0 (0-0)	same
Double-Figure Reb	0 (0-0)	same
Double-Doubles	0 (0-0)	same
3-plus Steals	0 (0-0)	same
3-plus Blocks	0 (0-0)	same
3-plus 3-point FG	0 (0-0)	same
Scoring Leader	0 (0-0)	same
Rebound Leader	0 (0-0)	same
Assist Leader	0 (0-0)	same

Personal

2014-15 GAME-BY-GAME

Opponent	Date	GS	Min	FG	FGA	Pct	3FG	FGA	Pct	FT	FTA	Pct	Off	Def	TR	Avg	PF	FO	A	TO	Blk	Stl	Pts	Avg	
Long Beach State	11/14/14		6	0	1	.000	0	0	.000	0	0	.000	1	0	1	1.0	3	0	0	1	0	0	0	0.0	
Arkansas-Little Rock	11/18/14		12	2	4	.500	0	0	.000	1	3	.333	3	1	4	2.5	2	0	0	1	0	0	5	2.5	
Southern Virginia	11/19/14		10	0	0	.000	0	0	.000	5	9	.556	0	4	4	3.0	1	0	1	2	0	0	5	3.3	
vs. San Diego State	11/24/14		15	1	3	.333	0	0	.000	1	4	.250	2	2	4	3.3	4	0	0	0	1	0	3	3.3	
vs. Chaminade	11/25/14		12	2	4	.500	0	0	.000	4	5	.800	4	2	6	3.8	2	0	0	3	2	0	8	4.2	
vs. Purdue	11/26/14		9	1	2	.500	0	0	.000	0	2	.000	1	3	4	3.8	4	0	0	0	1	0	2	3.8	
Eastern Kentucky	11/29/14																								
DNP																									
at Utah State	12/02/14		1	0	0	.000	0	0	.000	0	0	.000	0	0	0	3.3	0	0	0	0	0	0	0	3.3	
vs. Hawai'i	12/06/14		16	1	1	1.000	0	0	.000	2	2	1.000	2	2	4	3.4	3	0	0	2	0	1	4	3.4	
Utah	12/10/14		18	1	3	.333	0	0	.000	0	0	.000	1	0	1	3.1	3	0	0	0	0	1	2	3.2	
at Weber State	12/13/14		14	2	3	.667	0	0	.000	2	2	1.000	2	2	4	3.2	4	0	0	4	0	1	6	3.5	
Stanford	12/20/14		8	0	0	.000	0	0	.000	0	0	.000	0	2	2	3.1	2	0	0	0	1	0	0	3.2	
UMass	12/23/14		21	2	2	1.000	0	0	.000	2	2	1.000	1	0	1	2.9	3	0	0	0	1	2	6	3.4	
Gonzaga	12/27/14		22	2	3	.667	0	0	.000	1	2	.500	3	2	5	3.1	4	0	0	1	0	0	5	3.5	
Portland	12/29/14		18	1	1	1.000	0	0	.000	0	1	.000	2	3	5	3.2	4	0	1	0	0	0	2	3.4	
at Santa Clara	01/01/15		14	0	0	.000	0	0	.000	4	6	.667	1	5	6	3.4	5	1	0	1	2	1	4	3.5	
at San Francisco	01/03/15		15	1	1	1.000	0	0	.000	3	5	.600	3	0	3	3.4	3	0	0	0	0	0	5	3.6	
Pepperdine	01/08/15		18	1	1	1.000	0	0	.000	0	0	.000	2	2	4	3.4	4	0	0	0	1	0	2	3.5	
Loyola Marymount	01/10/15		21	0	3	.000	0	0	.000	0	2	.000	2	2	4	3.4	3	0	0	2	1	0	0	3.3	
at Pacific	01/15/15		7	0	0	.000	0	0	.000	2	2	1.000	0	1	1	3.3	4	0	0	2	0	0	2	3.2	
at Saint Mary's	01/17/15		17	1	1	1.000	0	0	.000	0	0	.000	1	0	1	3.2	4	0	0	0	1	1	2	3.2	
at San Diego	01/24/15		15	1	3	.333	0	0	.000	0	0	.000	2	2	4	3.2	3	0	0	0	2	0	2	3.1	
San Francisco	01/29/15	*	22	2	2	1.000	0	0	.000	1	3	.333	2	3	5	3.3	5	1	0	2	2	0	5	3.2	
Santa Clara	01/31/15																								
at Pepperdine	02/05/15																								
at Loyola Marymount	02/07/15																								
Saint Mary's	02/12/15																								
Pacific	02/14/15																								
San Diego	02/19/15																								
at Portland	02/26/15																								
at Gonzaga	02/28/15																								
Totals			1	311	21	38	.553	0	0	.000	28	50	.560	35	38	73	3.3	70	2	2	21	15	7	70	3.2

CAREER STATISTICS (ALL GAMES)

Year	GP	GS	Min	Avg	FG	FGA	Pct	3FG	FGA	Pct	FT	FTA	Pct	Off	Def	TR	Avg	PF	FO	A	TO	Blk	Stl	Pts	Avg
2014-15	22	1	311	14.1	21	38	.553	0	0	.000	28	50	.560	35	38	73	3.3	70	2	2	21	15	7	70	3.2
TOTAL	22	1	311	14.1	21	38	.553	0	0	.000	28	50	.560	35	38	73	3.3	70	2	2	21	15	7	70	3.2

CAREER STATISTICS (CONFERENCE GAMES)

Year	GP	GS	Min	Avg	FG	FGA	Pct	3FG	FGA	Pct	FT	FTA	Pct	Off	Def	TR	Avg	PF	FO	A	TO	Blk	Stl	Pts	Avg
2014-15	10	1	169	16.9	9	15	.600	0	0	.000	11	21	.524	18	20	38	3.8	39	2	1	8	9	2	29	2.9
TOTAL	10	1	169	16.9	9	15	.600	0	0	.000	11	21	.524	18	20	38	3.8	39	2	1	8	9	2	29	2.9

5 players scored in double figures

1/3/15 at San Francisco, Haws 22, Fischer 20, Winder 17, Collinsworth 12, Toolson 11

6 players scored in double figures

1/19/14 vs. SVU, Toolson 15, Neilson 13, Haws 13, Fischer 10, Winder 10, Nixon 10

No players scored in double figures

2/21/05 at Air Force, 39-70 L

One player recorded a double-double

1/10/15 vs. LMU
Kyle Collinsworth, 13 points, 10 rebounds

Two players recorded a double-double

3/10/14 vs. San Francisco
Kyle Collinsworth, 18 points, 12 rebounds
Eric Mika, 11 points, 10 rebounds

One player recorded a triple-double

1/15/15 at Pacific
Kyle Collinsworth, 17 points, 11 rebounds, 11 assists

Two double-digit rebounders

3/10/14 vs. San Francisco
Collinsworth and Mika - 12 and 10 rebounds

Six players had 5 or more rebounds

1/1/11 vs. Fresno Pacific, C. Collinsworth-8, Rogers-5, Emery-5, Hartsock-5, Abouo-5, Davies-5

Five players had 6 or more rebounds

11/20/10 vs. Chicago State, Abouo-8, K. Collinsworth-7, Rogers-7, Anderson-6, C. Collinsworth-6, Davies-6

Four players had 9 or more rebounds

12/30/06 vs. Seton Hall, Cumard-12, Plaisted-9, Young-9, Ainge-9

Two players fouled out

11/26/14 vs. Purdue
Nate Austin, Luke Worthington

Three or more players fouled out

1/3/09 vs. Wake Forest
Chris Miles, Gavin MacGregor, Charles Abouo

A BYU player received a technical foul

1/3/15 at San Francisco, Anson Winder

An opponent player received a technical foul

at San Francisco, Derrell Robertson

BYU coach received a technical foul

11/26/13 vs. Wichita State, Dave Rose

An opponent coach received a technical foul

1/29/15 vs. San Francisco

A BYU player ejected from a game

12/14/13 at Utah, Eric Mika (flagrant 2 foul)

An opponent player ejected from a game

2/1/14 vs. Saint Mary's, Garrett Jackson (flagrant 2 foul)

A coach ejected from the game

11/30/05 vs. Lamar (at Delta Center)
Lamar coach Billy Tubbs (2 technical fouls)

AT LEAST two players scored 20+ points

1/3/15 at San Francisco, Haws 22, Fischer 20

Three players scored 20+ points

12/29/14 vs. Portland, Haws 24, Winder 22, Collinsworth 21

Four players scored 20+ points

1/13/79 vs. New Mexico, D. Ainge-27, Scott Runia-25, Devin Durrant-20, Alan Taylor-20

Two players scored 25+ points

3/18/10 vs. Florida-NCAA 1st Round
Jimmer Fredette 37, Michael Loyd, Jr. 26

A player scored 30+ points

12/6/14 vs. Hawaii, Tyler Haws 30

A player scored 40+ points

1/23/14 at Portland, Tyler Haws 48

A player attempted 20 or more field goals

1/8/14 vs. Pepperdine, Tyler Haws 22

A player with 5 or more steals

11/26/14 vs. Purdue, Kyle Collinsworth 6

A player had double-digit assists

1/15/15 at Pacific, Kyle Collinsworth 11

A player made double-digit free throws

1/24/15 at San Diego, Tyler Haws (10-11)

A player shot 100% at the free throw line (min. 8 atts)

12/27/14 vs. Gonzaga, Tyler Haws (9-9)

A player shot 100% from the floor (min. 5 atts)

1/7/12 vs. San Francisco, Brock Zylstra (8-8)

A player shot 100% on threes (min. 3 atts)

12/11/13 vs. Prairie View A&M, Anson Winder (3-3)

Did not make a three

3/8/14 vs. Loyola Marymount (0-12)

Last time opponent did not make a three

2/2/08 at Wyoming (0-15)

BYU had six or fewer turnovers

12/2/14 at Utah State, 6

BYU committed 25-plus turnovers

12/15/07 vs. Pepperdine, 86-67 W (29)

BYU committed 11 or less team fouls in a game

1/21/12 at Pepperdine, 11

BYU scored 90 points

1/15/15 at Pacific, 93

BYU scored 100 points

11/25/14 vs. Chaminade, 121

BYU scored 110 points

11/25/14 vs. Chaminade, 121

BYU scored less than 50 points in a game

1/15/08 at UNLV 41-70 L

Held opponent to less than 50 points in a game

11/19/14 vs. SVU 101-48 W

BYU scored less than 40 points in a game

2/21/05 at Air Force 39-70 L

Held opponent to less than 40 points in a game

11/23/10 vs. Mississippi Valley State 83-36 W

Shot 60% from the field

1/3/15 at San Francisco (.600) 33-55

Opponent shot 60% from the field

12/22/05 at Utah State (.600) 36-60

Shot 70% from the field in a half

1/3/15 at San Francisco (.741) 20-27

Did not miss a 2-point FG attempt in a half

2/23/04 vs. Air Force, 13-13 inside the arc, (14-17, .824 overall)

Shot less than 30% from the field

2/21/05 at Air Force, (.280), 14-50

Shot 100% from the free throw line

11/26/11 vs. Wisconsin (11-11)

Shot 90% from the free throw line (at least 10 attempts)

3/19/13 vs. Washington, (.913), 21-23

Shot less than 50% from the free throw line

2/8/14 vs. San Francisco, (.483), 14-29

Shot 60% on 3-pointers

12/13/14 at Weber State (.632), 12-19

Shot 70% on 3-pointers

12/11/13 vs. Prairie View A&M (.714), 10-14

Opponent scored less than 20 points in the 1st half

12/10/11 at Utah, 17 (25-17, 61-42 W)

Opponent scored less than 20 points in the 2nd half

11/10/13 vs. Pepperdine, 16 (46-16, 76-51 W)

BYU scored less than 20 points in the 1st half

2/21/05 at Air Force, 13 (BYU trailed 13-37)

BYU scored less than 20 points in the 2nd half

1/15/00 vs. Utah, 19

Opponent scored 50 or more points in a half

12/29/14 vs. Portland, 51 (2nd half)

BYU scored 50 or more points in the first half

1/3/15 at San Francisco, 57

BYU scored 50 or more points in the second half

1/15/15 at Pacific, 50

BYU scored 60 or more points in the first half

11/25/14 vs. Chaminade, 66

BYU scored 60 or more points in the second half

12/2/14 at Utah State, 60

Won by 60 or more points (largest margin ever)

12/22/06 vs. W. Oregon (62) 102-40

Won by 50 or more points

11/19/14 vs. SVU (53) 101-48

Won by 40 or more points

11/19/14 vs. SVU (53) 101-48

Won by 30 or more points

1/3/15 at San Francisco (31) 99-68

Won by 25 or more points

1/1/15 at Santa Clara (35) 81-46

Lost by 35-plus points

11/22/04 vs. North Carolina (36) 86-50

Lost by 30-plus points

2/21/05 at Air Force (31) 39-70

Lost by 25-plus points

1/15/08 at UNLV (29) 70-41

Played an overtime game

12/23/14 vs. UMass, 77-71 W (OT)

Won in single overtime

12/23/14 vs. UMass, 77-71 W (OT)

Lost in overtime

11/26/14 vs. Purdue, 85-87 L (OT)

Played a double OT game

11/24/14 vs. San Diego State, 87-92 L (2OT)

Played a triple OT game

1/23/14 at Portland, 114-110 L (3OT)

Won 15-straight games

2009-10 (15)

Won 10-straight games

2010-11 (10)

Lost 3-straight games

2013-14 @ Oregon, @ LMU, @ Pepperdine

Lost 4-straight games

2013-14 @ Utah, @ Oregon, @ LMU, @ Pepperdine

Lost 5-straight games

2004-05 @ UNM, @ AFA, @ Utah, UNLV, vs. UNM (at MWC)

Lost 9-straight games

1997-98

Lost 10-straight games

1996-97 (21) - school record

Played an NCAA tournament game

3/20/14 vs. Oregon-NCAA 2nd Round, 68-87

Won an NCAA Tournament game

3/13/12 vs. Iona-NCAA 1st Round, 78-72

Won two NCAA Tournament games

1980-81 Princeton 60-51, UCLA 78-55, Notre Dame 51-50, then lost to Virginia 60-74
2010-11 Wofford 74-66, Gonzaga 89-67

Won three NCAA Tournament games

1980-81 Princeton 60-51, UCLA 78-55, Notre Dame 51-50, then lost to Virginia 60-74

Played in the NIT

4/2/13 vs. Baylor, 76-70 L

Won an NIT game

3/27/13 at Southern Miss 79-62 W

Won two NIT games

2012-13 Washington, 90-79, Mercer 90-79, Southern Miss 79-62

Won three NIT games

2012-13 Advanced to NIT semifinals
1965-66 NIT CHAMPIONS
1950-51 NIT CHAMPIONS

Won a conference tournament

2000-01

Won a regular season conference title

2010-11

Won a conference regular season outright

2007-08

Defeated a ranked team

2/20/14 vs. Gonzaga (25/22), 73-65

Defeated a ranked team at home

2/20/14 vs. Gonzaga (25/22), 73-65

Defeated a ranked team on the road

2/26/11 at SDSU (6/4), 80-67

Was ranked in the top 25 AP Poll

3/14/11 Ranked 10th

Was ranked in the top 25 Coaches Poll

3/29/11 Ranked 13th

Finished season ranked in the top 25 polls

2010-11 10th (AP), 13th (Coaches)

Official Basketball Box Score -- Game Totals -- Final Statistics
Long Beach State vs BYU
11/14/14 5:05 pm at Provo, Utah, Marriott Center

Long Beach State 90 • 0-1

#	Player	Total			3-Ptr			Rebounds			PF	TP	A	TO	Blk	Stl	Min
		FG-FGA	FT-FTA	FT-FTA	FG-FGA	FT-FTA	Off	Def	Off	Def							
05	Caffey, Mike	* 10-16	4-5	2-3	3	2	5	3	26	6	7	0	5	33			
11	Samuels, David	* 4-7	0-0	0-0	2	1	3	2	8	0	2	1	0	18			
14	Jones, Branford	* 2-5	0-1	0-0	0	3	3	4	2	2	0	1	1	25			
31	LaSalle, McKay	* 5-8	5-8	1-2	0	1	1	2	16	1	0	0	1	32			
35	Williams, Jack	* 4-7	2-4	0-0	1	1	2	3	10	1	1	0	1	20			
04	Yussuf, Temidayo	0-1	0-0	4-8	1	2	3	5	4	0	1	1	0	13			
12	McKnight, Eric	2-4	0-0	0-0	1	2	3	3	4	0	1	1	0	19			
13	North, Deontae	5-12	2-4	4-6	1	3	4	3	16	2	3	0	2	30			
21	Bibbins, Justin	1-1	0-0	0-0	0	0	0	1	2	3	1	0	0	10			
	Team				2	3	5										
	Totals	33-61	13-22	11-20	11	18	29	25	90	15	18	3	10	200			

FG % 1st Half: 16-32 50.0% 2nd half: 17-29 58.6% Game: 33-61 54.1% Deadball Rebounds 2
 3FG % 1st Half: 7-12 58.3% 2nd half: 6-10 60.0% Game: 13-22 59.1%
 FT % 1st Half: 8-15 53.3% 2nd half: 3-5 60.0% Game: 11-20 55.0%

BYU 95 • 1-0

#	Player	Total			3-Ptr			Rebounds			PF	TP	A	TO	Blk	Stl	Min
		FG-FGA	FT-FTA	FT-FTA	FG-FGA	FT-FTA	Off	Def	Off	Def							
01	FISCHER, Chase	* 4-9	4-8	5-5	0	3	3	17	5	2	0	1	31				
03	HAWS, Tyler	* 7-13	2-5	5-6	0	3	3	21	1	4	1	3	33				
05	COLLINSWORTH, Kyle	* 3-6	0-1	0-0	1	1	2	3	6	1	5	0	1	13			
33	AUSTIN, Nate	* 1-3	1-1	3-4	3	6	9	2	6	3	1	2	0	26			
41	WORTHINGTON, Luke	* 1-2	0-0	0-0	1	1	2	2	2	0	1	0	0	13			
12	SHARP, Josh	0-0	0-0	0-0	0	0	0	0	0	0	0	0	0	4			
15	TOOLSON, Jake	0-0	0-0	0-0	0	2	2	0	0	0	0	0	0	4			
20	WINDER, Anson	4-7	2-4	2-3	0	6	6	1	12	2	0	0	1	24			
23	HALFORD, Skylar	5-7	2-3	6-6	0	0	0	3	18	7	2	0	0	24			
24	BARTLEY IV, Frank	1-2	0-1	1-2	0	1	1	0	3	1	0	1	0	4			
20	NIXON, Dalton	0-1	0-1	0-0	0	1	1	2	0	0	0	0	0	7			
35	NEILSON, Isaac	2-3	0-0	6-7	1	0	1	0	10	0	0	0	0	11			
44	KAUFUSI, Corbin	0-1	0-0	0-0	1	0	1	3	0	0	1	0	0	6			
	Team				2	0	2										
	Totals	28-54	11-24	28-33	9	24	33	22	95	19	17	3	6	200			

FG % 1st Half: 14-26 53.8% 2nd half: 14-28 50.0% Game: 28-54 51.9% Deadball Rebounds 4
 3FG % 1st Half: 5-12 41.7% 2nd half: 6-12 50.0% Game: 11-24 45.8%
 FT % 1st Half: 13-15 86.7% 2nd half: 15-16 83.3% Game: 28-33 84.8%

Officials: Brady Chelette, Martin Cichocki, Ryan McCarty
 Technical fouls: Long Beach State-None. BYU-None.
 Attendance: 16778

Score by periods	1st	2nd	Total
Long Beach State	47	43	90
BYU	46	49	95

Points	In	Off	2nd	Fast	Bench
LBSU	Paint	T/O	Chance	Break	
BYU	34	15	13	7	26
BYU	24	19	4	9	43

Last FG - LBSU 2nd-00:00, BYU 2nd-00:54.
 Largest lead - LBSU by 5 1st-06:48, BYU by 10 2nd-04:57.
 LBSU led for 05:51. BYU led for 30:38. Game was tied for 03:24.
 Score tied - 9 times.
 Lead changed - 10 times.

Official Basketball Box Score -- Game Totals -- Final Statistics
Arkansas-Little Rock vs BYU
11/18/14 7:35 pm at Provo, Utah, Marriott Center

Arkansas-Little Rock 62 • 1-1

#	Player	Total			3-Ptr			Rebounds			PF	TP	A	TO	Blk	Stl	Min
		FG-FGA	FT-FTA	FT-FTA	FG-FGA	FT-FTA	Off	Def	Off	Def							
00	Woods, Roger	* 6-11	2-3	5-7	2	7	9	0	19	0	2	1	1	19			
14	Thomas, J.T.	* 1-7	0-2	0-0	0	0	0	1	2	6	1	0	1	22			
22	Reid, James	* 4-7	2-4	0-0	0	3	3	3	10	0	1	0	0	29			
24	Dillard, Ben	* 0-4	0-3	4-4	0	0	0	2	4	3	2	0	0	23			
33	White, James	* 3-9	0-0	0-0	1	8	9	2	6	0	4	2	0	27			
01	Brown, Andrew	0-0	0-0	0-0	0	0	0	0	0	0	0	0	0	3			
02	Washington, Jerron	1-1	0-0	1-2	0	0	0	1	3	0	1	0	0	3			
03	Hagins, Josh	2-9	1-3	0-0	0	1	1	1	5	1	0	0	0	21			
10	Hill, Maurius	2-4	1-1	1-2	3	1	4	2	6	0	2	0	1	16			
11	Smith, DeVonte	0-2	0-0	0-0	0	1	1	1	0	0	0	0	0	18			
21	Isom, Mareik	1-5	0-2	3-4	1	0	1	2	5	0	1	0	1	13			
55	Leeper, Gus	1-2	0-0	0-0	0	0	0	3	2	0	0	1	0	6			
	Team				2	3	5										
	Totals	21-61	6-18	14-19	9	24	33	19	62	10	14	4	3	200			

FG % 1st Half: 8-31 25.8% 2nd half: 13-30 43.3% Game: 21-61 34.4% Deadball Rebounds 2
 3FG % 1st Half: 2-9 22.2% 2nd half: 4-9 44.4% Game: 4-9 44.4%
 FT % 1st Half: 10-12 83.3% 2nd half: 4-7 57.1% Game: 14-19 73.7%

BYU 91 • 2-0

#	Player	Total			3-Ptr			Rebounds			PF	TP	A	TO	Blk	Stl	Min
		FG-FGA	FT-FTA	FT-FTA	FG-FGA	FT-FTA	Off	Def	Off	Def							
01	FISCHER, Chase	* 7-12	4-7	1-1	0	2	2	1	19	1	2	0	1	28			
03	HAWS, Tyler	* 6-11	1-4	5-6	0	4	4	0	18	5	1	0	2	30			
05	COLLINSWORTH, Kyle	* 2-5	0-0	1-4	3	5	8	3	5	6	4	0	1	17			
33	AUSTIN, Nate	* 4-4	0-0	0-0	2	9	11	2	8	0	0	0	2	30			
41	WORTHINGTON, Luke	* 3-7	0-0	1-2	1	3	4	2	7	0	0	0	1	16			
10	ANDRUS, Ryan	0-0	0-0	0-0	0	0	0	0	0	0	0	0	0	1			
12	SHARP, Josh	1-1	0-0	1-2	1	0	1	3	3	0	0	0	0	5			
15	TOOLSON, Jake	1-1	1-1	0-0	1	2	3	0	3	1	1	0	1	10			
20	WINDER, Anson	4-9	1-4	0-0	0	5	2	9	2	0	0	1	18				
23	HALFORD, Skylar	2-6	0-3	0-0	0	0	0	0	4	3	2	0	0	16			
24	BARTLEY IV, Frank	1-1	0-0	0-1	0	1	1	0	2	2	0	0	0	4			
20	NIXON, Dalton	2-3	0-0	0-0	0	0	0	1	4	1	0	0	0	7			
35	NEILSON, Isaac	2-5	0-1	0-1	1	1	2	2	4	1	0	0	0	6			
44	KAUFUSI, Corbin	2-4	0-0	1-3	3	1	4	2	5	0	1	0	0	12			
	Team				1	1	2										
	Totals	37-69	7-20	10-20	13	34	47	18	91	22	11	0	9	200			

FG % 1st Half: 14-30 46.7% 2nd half: 23-39 59.0% Game: 37-69 53.6% Deadball Rebounds 5
 3FG % 1st Half: 2-6 33.3% 2nd half: 5-14 35.7% Game: 7-20 35.0%
 FT % 1st Half: 7-14 50.0% 2nd half: 3-6 50.0% Game: 10-20 50.0%

Officials: Michael Irving, Sam Haddad, Kevin Brill
 Technical fouls: Arkansas-Little Rock-TEAM 2. BYU-None.
 Attendance: 12469

Score by periods	1st	2nd	Total
Arkansas-Little Rock	28	34	62
BYU	37	54	91

Points	In	Off	2nd	Fast	Bench
UALR	Paint	T/O	Chance	Break	
BYU	20	7	13	0	21
BYU	52	24	10	14	34

Last FG - UALR 2nd-00:05, BYU 2nd-00:30.
 Largest lead - UALR by 3 1st-19:37, BYU by 31 2nd-00:30.
 UALR led for 01:31. BYU led for 35:27. Game was tied for 03:02.
 Score tied - 5 times.
 Lead changed - 1 time.

Official Basketball Box Score -- Game Totals -- Final Statistics
Southern Virginia vs BYU
11/19/14 7:05 pm at Provo, Utah, Marriott Center

Southern Virginia 48 • 1-1, 0-0

#	Player	Total			3-Ptr			Rebounds			PF	TP	A	TO	Blk	Stl	Min
		FG-FGA	FT-FTA	FT-FTA	FG-FGA	FT-FTA	Off	Def	Off	Def							
01	Preston Eaton	* 2-11	0-3	7-8	2	3	5	2	11	3	1	0	0	24			
04	Wesley Evans	* 1-4	1-3	0-0	0	0	0	3	3	0	0	0	3	20			
21	Kaleio Manuela	* 1-4	0-1	0-0	1	3	4	4	2	0	0	0	0	19			
30	Kevin Walker	* 1-5	0-1	2-0	2	2	2	2	10	0	0	0	2	20			
45	Justin Langford	* 2-2	0-0	0-0	1	1	2	4	0	1	0	0	1	11			
02	Cody Hosier	0-3	0-2	0-0	1	0	1	0	1	0	1	0	1	8			
05	Kyle Dragnich	0-3	0-0	0-0	0												

Official Basketball Box Score -- Game Totals -- Final Statistics
BYU vs Chaminade
11-25-14 11:30 a.m. at Lahaina Civic Center, Maui, Hawaii

BYU 121 • 4-1

#	Player	Total		3-Ptr		Rebounds			PF	TP	A	TO	Blk	Stl	Min
		FG-FGA	FG-FGA	FT-FTA	Off	Def	Tot								
33	AUSTIN, Nate	f	1-1	0-0	2-2	1	6	7	1	4	3	0	0	0	17
41	WORTHINGTON, Luke	f	2-3	0-0	0-0	1	0	1	1	4	0	1	0	0	8
01	FISCHER, Chase	g	10-14	10-13	0-0	0	0	0	2	30	3	0	0	1	23
03	HAWS, Tyler	g	6-7	1-2	6-6	1	0	1	2	19	3	0	0	0	16
05	COLLINSWORTH, Kyle	g	4-10	0-0	6-7	3	5	8	1	14	6	3	0	21	21
02	ELLIS, Jordan	g	0-0	0-0	0-0	0	2	2	0	0	1	0	0	0	5
10	ANDRUS, Ryan	g	0-0	0-0	0-0	1	1	1	0	0	1	0	0	0	3
12	SHARP, Josh	g	0-0	0-0	1-2	1	1	2	1	0	0	0	0	2	7
15	TOOLSON, Jake	g	3-9	2-5	0-0	0	2	2	0	8	1	0	0	0	7
20	WINDER, Anson	g	7-11	2-3	2-3	1	7	8	3	18	3	2	1	2	24
23	HALFORD, Skyler	g	1-4	1-2	0-0	1	0	1	2	3	4	3	0	2	10
24	BARTLEY IV, Frank	g	0-1	0-1	0-0	0	2	2	0	3	1	0	0	0	11
30	NIXON, Dalton	g	3-5	0-2	1-1	0	3	3	3	7	1	1	0	0	16
35	NEILSON, Isaac	g	2-5	1-1	0-0	0	2	2	2	5	0	0	0	0	15
44	KAUFUSI, Corbin	g	2-4	0-0	4-5	4	2	6	2	8	0	3	2	0	12
	Team					0	1	1							
	Totals		41-74	17-29	22-26	15	35	50	23	121	28	15	4	10	200

FG % 1st Half: 23-37 62.2% 2nd half: 18-37 48.6% Game: 41-74 55.4% Deadball Rebounds 0
 3FG % 1st Half: 14-18 77.8% 2nd half: 10-15 66.7% Game: 17-29 58.6%
 FT % 1st Half: 6-8 75.0% 2nd half: 16-18 88.9% Game: 22-26 84.6%

Chaminade 85 • 2-2

#	Player	Total		3-Ptr		Rebounds			PF	TP	A	TO	Blk	Stl	Min
		FG-FGA	FG-FGA	FT-FTA	Off	Def	Tot								
25	Eteuati, Frankie	f	3-8	0-1	2-4	1	4	5	2	8	1	0	2	0	19
05	Bailey, Lee	g	2-6	1-1	5-6	0	4	4	2	10	2	5	0	2	25
14	Kuany, Kuany	g	5-13	1-3	3-4	1	3	4	3	14	2	2	1	0	29
23	Hu, Kevin	g	2-5	1-2	3-5	0	0	0	4	8	0	2	0	1	14
33	Shastri, Kiran	g	4-11	3-10	5-6	0	2	2	1	16	1	2	1	2	26
01	Boyd, De'Von	g	1-3	0-1	2-2	0	0	0	0	4	0	0	1	0	6
02	Pu ului-Auld, Kahanu	g	2-5	0-1	0-0	1	1	2	2	4	1	1	0	2	11
03	Harper, James	g	2-6	1-1	1-3	2	2	4	1	6	1	1	0	0	15
10	Mathew, AJ	g	0-1	0-0	0-0	0	0	0	0	0	1	0	0	1	8
11	Ware, David	g	0-0	0-0	1-1	1	2	3	15	1	1	0	0	1	18
12	Rosen, Arnu	g	0-0	0-0	0-0	0	1	1	2	0	0	0	0	0	4
15	Sakazaki, Michael	g	0-2	0-0	0-0	0	1	1	1	0	0	0	0	0	4
22	Louder, Michael	g	0-2	0-0	0-0	2	0	2	3	0	0	1	1	0	16
44	Pedroso, Oscar	g	0-3	0-2	0-0	0	0	0	0	0	0	0	0	0	5
	Team					8	3	11							
	Totals		27-72	10-25	21-30	16	22	38	24	85	10	15	6	10	200

FG % 1st Half: 14-36 38.9% 2nd half: 13-36 36.1% Game: 27-72 37.5% Deadball Rebounds 3
 3FG % 1st Half: 7-13 53.8% 2nd half: 3-12 25.0% Game: 10-25 40.0%
 FT % 1st Half: 8-16 50.0% 2nd half: 13-14 92.9% Game: 21-30 70.0%

Officials: Dick Cartnell, Wally Rutecki, Sean Hull
 Technical fouls: BYU-None. Chaminade-None.
 Attendance: 2400
 Chase Fischer's 10 3 pointers ties EA Sports Maui Invitational record, tying Notre Dame's Kyle McAlarney (2008) and Chaminade's Christophe Varidel (2013)
 Fischer's 10 3 pointers also breaks BYU school record of 9 (Jimmer Fredette)

Score by periods	1st	2nd	Total
BYU	66	55	121
Chaminade	43	42	85

Official Basketball Box Score -- Game Totals -- Final Statistics
PURDUE vs BYU
11-26-14 12 p.m. at Lahaina Civic Center, Maui, Hawaii

PURDUE 87 • 5-1

#	Player	Total		3-Ptr		Rebounds			PF	TP	A	TO	Blk	Stl	Min
		FG-FGA	FG-FGA	FT-FTA	Off	Def	Tot								
12	Edwards, Vince	f	7-9	3-5	8-9	3	6	9	3	25	2	2	0	0	41
20	Hammons, A.J.	c	5-10	0-1	2-4	2	2	4	4	12	1	3	4	0	20
00	Octeus, Jon	g	4-10	0-2	0-0	2	2	4	4	8	3	2	2	1	34
21	Stevens, Kendall	g	1-9	1-5	1-2	1	4	5	1	4	1	2	1	1	32
35	Davis, Raphael	g	4-10	0-1	10-11	0	4	4	3	18	1	4	0	2	35
01	Scott, Bryson	g	0-1	0-0	2-2	0	0	0	0	2	2	0	0	1	6
03	Thompson, P.J.	g	1-3	1-2	1-2	0	1	1	1	4	1	1	0	1	16
05	Smotherman, Basil	g	0-0	0-0	0-0	0	0	0	0	0	2	0	0	0	8
31	Mathias, Dakota	g	1-2	0-1	0-0	0	2	2	3	2	1	0	0	0	11
44	Haas, Isaac	g	4-5	0-0	4-6	1	1	2	4	12	0	2	1	0	22
	Team					3	4	7							
	Totals		27-59	5-17	28-36	12	26	38	23	87	14	17	8	6	225

FG % 1st Half: 14-28 50.0% 2nd half: 10-24 41.7% OT: 3-7 42.9% Game: 27-59 45.8% Deadball Rebounds 4
 3FG % 1st Half: 3-7 42.9% 2nd half: 2-9 22.2% OT: 0-1 0.0% Game: 5-17 29.4%
 FT % 1st Half: 9-10 90.0% 2nd half: 19-26 73.1% OT: 0-0 0.0% Game: 28-36 77.8%

BYU 85 • 4-2

#	Player	Total		3-Ptr		Rebounds			PF	TP	A	TO	Blk	Stl	Min
		FG-FGA	FG-FGA	FT-FTA	Off	Def	Tot								
33	AUSTIN, Nate	f	2-2	0-0	3-4	3	3	6	5	7	1	0	0	1	23
41	WORTHINGTON, Luke	f	0-1	0-0	3-4	1	2	3	5	3	1	1	0	1	20
01	FISCHER, Chase	g	2-11	2-11	1-2	0	3	3	1	7	2	3	0	1	38
03	HAWS, Tyler	g	9-19	1-3	13-14	0	5	5	0	32	2	2	3	0	40
05	COLLINSWORTH, Kyle	g	3-10	0-1	3-4	1	3	4	4	9	8	4	1	6	40
20	WINDER, Anson	g	7-9	3-3	1-2	0	1	1	3	18	0	0	0	0	34
23	HALFORD, Skyler	g	0-1	0-1	0-0	0	0	0	0	1	0	1	0	0	2
24	BARTLEY IV, Frank	g	0-0	0-0	0-0	0	0	0	0	0	0	0	0	0	0+
30	NIXON, Dalton	g	1-2	1-1	0-0	1	0	1	3	3	0	0	0	0	6
35	NEILSON, Isaac	g	2-5	0-1	0-0	1	2	3	4	4	0	0	2	0	13
44	KAUFUSI, Corbin	g	1-2	0-0	0-2	1	3	4	4	2	0	0	1	0	9
	Team					3	0	3							
	Totals		27-62	7-21	24-32	11	22	33	30	85	14	11	7	9	225

FG % 1st Half: 11-29 37.9% 2nd half: 15-28 53.6% OT: 1-5 20.0% Game: 27-62 43.5% Deadball Rebounds 5
 3FG % 1st Half: 3-10 30.0% 2nd half: 4-10 40.0% OT: 0-1 0.0% Game: 7-21 33.3%
 FT % 1st Half: 10-16 62.5% 2nd half: 12-14 85.7% OT: 2-2 100.0% Game: 24-32 75.0%

Officials: Dick Cartnell, Wally Rutecki, Ryan Wells
 Technical fouls: PURDUE-None. BYU-None.
 Attendance: 2400

Score by periods	1st	2nd	OT	Total
PURDUE	40	41	6	87
BYU	35	46	4	85

Official Basketball Box Score -- Game Totals -- Final Statistics
Eastern Kentucky vs BYU
11/29/14 7:35 pm at Provo, Utah, Marriott Center

Eastern Kentucky 76 • 4-1, 0-0

#	Player	Total		3-Ptr		Rebounds			PF	TP	A	TO	Blk	Stl	Min
		FG-FGA	FG-FGA	FT-FTA	Off	Def	Tot								
02	WALDEN, Corey	*	3-9	0-4	9-10	2	0	2	4	15	7	5	0	2	36
05	McGLONE, Isaac	*	1-2	1-2	0-0	0	1	1	4	3	2	1	0	1	24
22	KNIPP, Timmy	*	4-6	2-4	0-0	1	4	5	0	10	1	2	1	1	27
32	POWELL, Ja'Mill	*	7-13	3-5	6-9	1	2	3	4	23	0	2	0	1	28
42	STUTZ, Eric	*	4-5	0-0	2-2	0	1	1	3	10	1	3	0	1	25
03	RICHARDSON, Denzel	*	1-4	0-1	0-0	1	2	3	0	2	0	2	0	0	17
04	MATTHEWS, Tommy	*	0-0	0-0	0-0	0	0	0	0	0	0	0	0	0	1
11	BABB-HARRISON, Jayle	*	2-5	1-3	0-0	0	2	2	5	1	2	0	0	0	14
13	NORL, Daniel	*	0-0	0-0	0-0	0	0	0	0	1	0	0	0	0	5
23	HOOD, Jonathan	*	1-4	1-4	0-0	0	0	0	0	3	0	0	0	0	11
33	MUFF, Deverin	*	1-1	1-1	2-2	0	2	2	2	5	0	0	3	2	12
	Team					0	2	2							
	Totals		24-49	9-24	19-23	5	16	21	20	76	13	17	4	8	200

FG % 1st Half: 11-21 52.4% 2nd half: 13-28 46.4% Game: 24-49 49.0% Deadball Rebounds 2
 3FG % 1st Half: 4-12 33.3% 2nd half: 5-12 41.7% Game: 9-24 37.5%
 FT % 1st Half: 4-4 100.0% 2nd half: 15-19 78.9% Game: 19-23 82.6%

BYU 90 • 5-2, 0-0

#	Player	Total		3-Ptr		Rebounds			PF	TP	A	TO	Blk	Stl	Min
		FG-FGA	FG-FGA	FT-FTA	Off	Def	Tot								
01	FISCHER, Chase	*	7-12	4-8	2-3	0	3	3	2	20	2	3	0	0	27
03	HAWS, Tyler	*	10-15	4-8	2-2	2	2	4	1	26	4	2	0	0	31
05	COLLINSWORTH, Kyle	*	3-5	1-1	4-5	1	3	4	2	11	5	4	0	3	23
33	AUSTIN, Nate	*	0-0	0-0	0-0	0	2	2	0	1	2	0	1	0	23

Official Basketball Box Score -- Game Totals -- Final Statistics
UMass vs BYU
12/23/14 12:05 pm at Provo, Utah, Marriott Center

UMass 71 • 6-6, 0-0

#	Player	Total			3-Ptr			Rebounds			PF	TP	A	TO	Blk	Stl	Min
		FG-FGA	FT-FTA	Reb Tot	FG-FGA	FT-FTA	Off	Def	Off	Def							
01	ESHO, Maxie	* 5-7	0-0	6-8	3	6	9	5	16	0	2	0	0	0	0	28	
02	GORDON, Derrick	* 3-8	0-1	1-3	0	5	5	4	7	3	2	0	1	0	1	40	
04	HINDS, Jabarie	* 4-8	1-3	0-0	0	1	1	4	9	4	3	0	1	0	1	23	
12	DAVIS, Trey	* 4-14	3-10	0-0	0	4	4	3	11	3	2	1	3	0	0	39	
25	LALANNE, Cady	* 4-7	0-1	3-4	5	5	10	2	11	0	3	2	0	0	0	39	
00	CLARK, Donte	6-12	0-4	2-2	0	3	3	3	14	3	2	0	2	0	0	29	
11	BERGANTINO, Tyler	0-0	0-0	0-0	0	0	0	1	0	0	0	0	0	0	0	6	
13	COLEMAN, Zach	0-2	0-2	0-0	0	1	1	0	0	0	0	0	0	0	0	8	
23	ANDERSON, C.J.	1-1	1-1	0-0	0	2	2	3	3	1	1	0	1	0	1	13	
Team					0	1	1										
Totals		27-59	5-22	12-17	8	28	36	25	71	14	15	3	8	2	25		

FG % 1st Half: 10-27 37.0% 2nd half: 14-22 63.6% OT: 3-10 30.0% Game: 27-59 45.8% Deadball Rebounds 2
3FG % 1st Half: 3-14 21.4% 2nd half: 0-2 0.0% OT: 2-6 33.3% Game: 5-22 22.7%
FT % 1st Half: 7-8 87.5% 2nd half: 4-7 57.1% OT: 1-2 50.0% Game: 12-17 70.6%

BYU 77 • 10-3, 0-0

#	Player	Total			3-Ptr			Rebounds			PF	TP	A	TO	Blk	Stl	Min
		FG-FGA	FT-FTA	Reb Tot	FG-FGA	FT-FTA	Off	Def	Off	Def							
01	FISCHER, Chase	* 3-12	2-8	0-0	0	1	1	1	8	2	1	0	2	0	0	35	
03	HAWS, Tyler	* 2-9	0-3	0-1	0	3	3	0	4	2	0	0	0	0	0	27	
05	COLLINSWORTH, Kyle	* 5-12	0-0	8-11	5	10	15	2	18	4	3	0	3	0	0	39	
35	NEILSON, Isaac	* 2-4	0-2	0-0	2	3	5	1	4	0	2	1	1	1	1	14	
41	WORTHINGTON, Luke	* 1-3	0-0	0-0	1	1	2	2	2	1	1	1	0	2	0	24	
02	ELLIS, Jordan	0-0	0-0	0-0	0	0	0	0	0	0	0	0	0	0	0	0	
15	TOOLSON, Jake	0-0	0-0	0-0	0	0	0	0	0	0	0	0	0	0	0	2	
20	WINDER, Anson	7-13	3-7	8-10	1	4	5	2	25	0	1	0	1	0	1	31	
23	HALFORD, Skyler	1-2	0-0	6-6	0	1	1	1	8	1	2	0	0	0	0	11	
24	BARTLEY IV, Frank	0-0	0-0	2-2	1	2	3	0	2	1	1	0	0	0	0	13	
20	NIXON, Dalton	0-2	0-1	0-0	0	1	1	1	0	1	1	0	1	1	0	8	
44	KAUFUSI, Corbin	2-2	0-0	2-2	1	0	1	3	6	0	1	0	1	0	1	21	
Team					2	1	3										
Totals		23-59	5-21	26-32	13	27	40	13	77	12	12	3	10	2	25		

FG % 1st Half: 13-34 38.2% 2nd half: 8-22 36.4% OT: 2-3 66.7% Game: 23-59 39.0% Deadball Rebounds 1
3FG % 1st Half: 2-11 18.2% 2nd half: 3-9 33.3% OT: 0-1 0.0% Game: 5-21 23.8%
FT % 1st Half: 4-4 100.0% 2nd half: 11-16 68.8% OT: 11-12 91.7% Game: 26-32 81.3%

Officials: Frank Harvey, Glen Mayberry, Klaus Endrissat
Technical fouls: UMass-None. BYU-None.
Attendance: 15789
Overtime

Score by periods	1st	2nd	OT	Total
UMass	30	32	9	71
BYU	32	30	15	77

	In	Off	2nd	Fast	Bench
Points					
UMASS	32	15	14	10	17
BYU	28	18	14	6	41

Last FG - UMass OT-00:05, BYU OT-00:56.
Largest lead - UMass by 7 1st-12:32, BYU by 7 OT-00:12.
UMass led for 19:14. BYU led for 18:00. Game was tied for 07:42.
Score tied - 14 times.
Lead changed - 18 times.

Official Basketball Box Score -- Game Totals -- Final Statistics
Gonzaga vs BYU
12/27/14 4:05 pm at Provo, Utah, Marriott Center

Gonzaga 87 • 12-1, 1-0

#	Player	Total			3-Ptr			Rebounds			PF	TP	A	TO	Blk	Stl	Min
		FG-FGA	FT-FTA	Reb Tot	FG-FGA	FT-FTA	Off	Def	Off	Def							
04	PANGOS, Kevin	* 6-11	5-8	4-6	1	1	2	5	21	7	1	0	2	0	0	38	
05	BELL JR., Gary	* 1-5	1-3	0-1	0	7	7	3	3	3	2	1	1	0	1	23	
22	WESLEY, Byron	* 5-12	0-1	5-6	2	8	10	3	15	3	0	0	2	0	0	29	
22	KARNOWSKI, Przemek	* 4-6	0-0	1-2	2	8	10	4	9	3	2	1	0	0	0	33	
33	WILTJER, Kyle	* 11-23	2-5	0-0	4	1	5	1	24	2	0	1	0	0	0	31	
00	MELSON, Silas	3-5	0-1	0-0	0	1	1	2	6	0	1	0	1	0	1	8	
03	DRANGINIS, Kyle	1-2	0-1	5-5	0	3	3	0	7	4	2	0	1	0	1	24	
11	SABONIS, Domantas	1-1	0-0	0-1	0	0	0	3	2	0	2	0	0	0	0	14	
Team					1	1	2										
Totals		32-65	8-19	15-21	10	30	40	21	87	22	10	3	7	200			

FG % 1st Half: 17-34 50.0% 2nd half: 15-31 48.4% Game: 32-65 49.2% Deadball Rebounds 2
3FG % 1st Half: 2-9 22.2% 2nd half: 6-10 60.0% Game: 8-19 42.1%
FT % 1st Half: 7-10 70.0% 2nd half: 8-11 72.7% Game: 15-21 71.4%

BYU 80 • 10-4, 0-1

#	Player	Total			3-Ptr			Rebounds			PF	TP	A	TO	Blk	Stl	Min
		FG-FGA	FT-FTA	Reb Tot	FG-FGA	FT-FTA	Off	Def	Off	Def							
01	FISCHER, Chase	* 2-7	1-6	3-4	1	1	2	2	8	1	2	0	0	0	0	19	
03	HAWS, Tyler	* 4-12	0-3	9-9	0	4	4	1	17	1	0	0	0	0	0	33	
05	COLLINSWORTH, Kyle	* 5-11	1-2	2-3	2	8	10	1	13	10	4	0	1	0	1	31	
35	NEILSON, Isaac	* 0-1	0-1	0-0	0	1	1	1	0	0	1	0	0	0	0	8	
41	WORTHINGTON, Luke	* 0-1	0-0	2-2	1	1	2	5	2	0	0	0	0	0	0	15	
15	TOOLSON, Jake	1-3	1-3	0-0	0	3	3	1	3	0	0	0	1	0	1	15	
20	WINDER, Anson	5-14	0-4	7-8	0	3	3	2	17	0	2	0	1	0	1	34	
23	HALFORD, Skyler	3-4	3-4	0-0	0	1	1	0	9	0	1	0	0	0	0	12	
24	BARTLEY IV, Frank	1-2	1-2	3-3	1	2	3	1	6	1	1	0	0	0	0	11	
44	KAUFUSI, Corbin	2-3	0-0	1-2	3	2	5	4	5	0	1	0	0	0	0	22	
Team					0	1	1										
Totals		23-58	7-25	27-31	8	27	35	18	80	13	12	0	4	200			

FG % 1st Half: 14-30 46.7% 2nd half: 9-28 32.1% Game: 23-58 39.7% Deadball Rebounds 1
3FG % 1st Half: 5-12 41.7% 2nd half: 2-13 15.4% Game: 7-25 28.0%
FT % 1st Half: 10-10 100.0% 2nd half: 17-21 81.0% Game: 27-31 87.1%

Officials: Michael Greenstein, Tommy Nunez, Deldre Carr
Technical fouls: Gonzaga-None. BYU-None.
Attendance: 20900
Marriott Center sold out.

Score by periods	1st	2nd	Total
Gonzaga	43	44	87
BYU	43	37	80

	In	Off	2nd	Fast	Bench
Points					
GON	43	13	13	6	15
BYU	34	11	9	6	40

Last FG - GON 2nd-01:04, BYU 2nd-00:18.
Largest lead - GON by 16 1st-09:06, BYU by 6 2nd-15:28.
GON led for 30:28. BYU led for 06:45. Game was tied for 02:47.
Score tied - 6 times.
Lead changed - 6 times.

Official Basketball Box Score -- Game Totals -- Final Statistics
Portland vs BYU
12/29/14 7:05 pm at Provo, Utah, Marriott Center

Portland 88 • 10-4, 1-1

#	Player	Total			3-Ptr			Rebounds			PF	TP	A	TO	Blk	Stl	Min
		FG-FGA	FT-FTA	Reb Tot	FG-FGA	FT-FTA	Off	Def	Off	Def							
01	PRESSLEY, Bryce	* 4-10	2-4	0-0	1	3	4	3	10	5	1	0	0	0	0	29	
02	WINTERING, Alec	* 6-12	3-3	15-17	0	3	3	2	30	3	4	0	1	1	0	35	
12	VAN DER MARS, Thoma	* 4-6	0-0	2-2	0	4	4	1	10	0	1	1	0	1	0	25	
14	BARKER, Riley	* 5-6	0-0	0-0	3	5	8	5	10	1	0	3	2	0	0	24	
52	GERUN, Volodymyr	* 6-10	0-0	2-2	2	3	5	4	14	1	3	0	0	0	0	27	
05	TYSON, D'Marques	0-5	0-5	0-0	0	0	0	2	0	1	1	0	0	0	0	8	
10	TODD, Jason	2-5	1-3	0-0	1	4	5	2	5	7	2	0	1	0	1	25	
11	SHARP, Bobby	3-9	3-8	0-0	2	2	5	9	1	1	0	0	0	0	0	24	
15	HARTWICH, Philipp	0-0	0-0	0-0	0	0	0	0	0	0	0	0	0	0	0	0	
24	TAYLOR, Gabe	0-0	0-0	0-0	0	0	0	1	0	0	0	0	0	0	0	3	
Team					3	2	5										
Totals		30-63	9-23	19-21	10	26	36	25	88	19	13	4	4	200			

FG % 1st Half: 11-27 40.7% 2nd half: 19-36 52.8% Game: 30-63 47.6% Deadball Rebounds 1
3FG % 1st Half: 2-9 22.2% 2nd half: 7-14 50.0% Game: 9-23 39.1%
FT % 1st Half: 13-14 92.9% 2nd half: 6-7 85.7% Game: 19-21 90.5%

BYU 97 • 11-4, 1-1

#	Player	Total			3-Ptr			Rebounds			PF	TP	A	TO	Blk	Stl	Min
		FG-FGA	FT-FTA	Reb Tot	FG-FGA	FT-FTA	Off	Def	Off	Def							
01	FISCHER, Chase	* 5-7	2-3	4-4	1	2	3	2	16	2	2	0	2	0	0	27	
03	HAWS, Tyler	* 8-20	1-5	7-8	1	4	5	2	24	6	1	0	2	0	0	35	
05	COLLINSWORTH, Kyle	* 6-8	0-0	9-13	4	4	8	2	21	4	2	2	0	2	0	32	
20	WINDER, Anson	* 10-14	2-4	0-0	0	2	2	2	22	3	2	0	2	0	0	30	
41	WORTHINGTON, Luke	* 0-2	0-0	0-0	0	2	2	3	0	0	0	0	0	0	0	20	
15	TOOLSON, Jake	0-2	0-2	0-0	0	2	2	0	0	0	0	0	0	0	0	9	
23	HALFORD, Skyler	3-10	2-6	4-5	1	4	5	4	12	6	1	0	1	0	1	23	
24	BARTLEY IV, Frank	0-0	0														

Official Basketball Box Score -- Game Totals -- Final Statistics
BYU vs University of San Francisco
01/03/15 8:00 p.m. at San Francisco, CA (Memorial Gymnasium)

BYU 99 • 13-4 (3-1)

#	Player	Total			3-Ptr			Rebounds			PF	TP	A	TO	Blk	Stl	Min
		FG	FGA	FT	FTA	FG	FGA	FT	FTA	Off							
01	FISCHER, Chase	* 7-12	6-9	0-0	0	1	1	0	20	2	0	0	1	23			
03	HAWS, Tyler	* 8-12	3-4	3-4	3	4	7	1	22	0	0	0	1	28			
05	COLLINSWORTH, Kyle	* 5-7	0-0	2-2	0	12	12	2	10	2	0	1	27				
20	WINDER, Anson	* 5-8	3-6	4-5	0	3	3	3	17	4	2	0	1	20			
41	WORTHINGTON, Luke	* 0-0	0-0	0-0	0	0	0	3	0	0	0	0	0	13			
02	ELLIS, Jordan	0-0	0-0	0-0	0	0	0	1	0	0	0	0	0	3			
10	ANDRUS, Ryan	0-0	0-0	0-0	0	0	0	0	0	0	0	0	0	3			
12	SHARP, Josh	0-0	0-0	0-0	0	1	1	1	0	0	1	0	0	6			
15	TOOLSON, Jake	4-6	3-4	0-0	1	2	3	2	11	1	0	0	0	17			
23	HALFORD, Skyler	0-0	0-0	3-4	0	0	0	1	3	0	3	0	2	13			
24	BARTLEY IV, Frank	0-2	0-2	1-2	0	3	3	0	1	1	0	0	0	8			
30	NIXON, Dalton	1-3	0-2	2-2	1	1	2	1	4	4	0	0	0	15			
35	NEILSON, Isaac	2-3	0-1	0-1	0	2	2	1	4	0	1	0	0	9			
44	KAUFUSI, Corbin	1-1	0-0	3-5	3	0	3	3	5	0	0	0	0	15			
Team					2	1	3										
Totals		33-55	15-28	18-25	10	30	40	19	99	22	10	0	6	200			

FG % 1st Half: 20-27 74.1% 2nd half: 13-28 46.4% Game: 33-55 60.0%
 3FG % 1st Half: 11-15 73.3% 2nd half: 4-13 30.8% Game: 15-28 53.6%
 FT % 1st Half: 6-7 85.7% 2nd half: 12-18 66.7% Game: 18-25 72.0%

University of San Francisco 68 • 7-9 (1-3)

#	Player	Total			3-Ptr			Rebounds			PF	TP	A	TO	Blk	Stl	Min
		FG	FGA	FT	FTA	FG	FGA	FT	FTA	Off							
05	GLOVER, Matt	* 2-4	1-2	2-3	3	2	5	3	7	2	1	0	1	23			
15	PINKINS, Kruiuze	* 6-12	2-5	1-1	2	1	3	1	15	2	3	0	0	25			
21	WATSON, Devin	* 4-11	2-5	3-5	2	2	4	2	13	4	1	0	1	27			
23	TOLLEFSEN, Mark	* 5-8	0-1	2-2	1	1	2	3	12	1	2	0	0	28			
32	DERKSEN, Tim	* 4-11	1-4	2-3	1	5	6	2	11	3	1	0	2	28			
00	CLEMONS, Montray	0-0	0-0	0-0	0	0	0	0	1	0	0	0	0	3			
01	HILLIARD, Corey	0-0	0-0	0-0	0	0	0	0	0	1	0	0	0	3			
02	OFOEGBU, Uche	1-1	1-1	1-2	0	1	1	0	4	0	0	0	0	6			
03	CHRISTIANSEN, Matt	1-2	0-0	0-0	0	0	0	2	2	0	0	0	0	9			
10	ADAMS, Chris	0-2	0-2	0-0	0	0	0	1	0	1	0	0	1	9			
11	HOFFMANN, Gavin	0-0	0-0	0-0	0	0	0	0	0	0	0	0	0	2			
13	FERRARI, Frankie	0-2	0-1	2-2	0	3	2	2	2	0	0	0	0	16			
22	FOSTER, Chase	0-3	0-3	0-2	2	2	3	0	0	0	0	0	0	10			
25	ROBERTSON, Derrell	1-2	0-0	0-1	0	0	0	3	2	1	0	1	0	11			
Team					1	1	2										
Totals		24-58	7-24	13-21	10	18	28	22	68	17	9	1	5	200			

FG % 1st Half: 10-26 38.5% 2nd half: 14-32 43.8% Game: 24-58 41.4%
 3FG % 1st Half: 3-12 25.0% 2nd half: 4-12 33.3% Game: 7-24 29.2%
 FT % 1st Half: 6-8 75.0% 2nd half: 7-13 53.8% Game: 13-21 61.9%

Officials: Frank Harvey, Sam Haddad, Horace Shields
 Technical fouls: BYU-WINDER, Anson. University of San Francisco-ROBERTSON, Derrell.
 Attendance: 2585
 Time of Game: 1:50

Score by periods	1st	2nd	Total
BYU	57	42	99
University of San Francisco	29	39	68

Last FG - BYU 2nd-03:13, USF 2nd-00:49.
 Largest lead - BYU by 35 2nd-15:46, USF by 3 1st-19:47.
 BYU led for 37:44. USF led for 00:23. Game was tied for 00:58.

Official Basketball Box Score -- Game Totals -- Final Statistics
Pepperdine vs BYU
01/08/15 9:05 pm at Provo, Utah, Marriott Center

Pepperdine 67 • 10-5, 3-1

#	Player	Total			3-Ptr			Rebounds			PF	TP	A	TO	Blk	Stl	Min
		FG	FGA	FT	FTA	FG	FGA	FT	FTA	Off							
03	MAJOR, Jeremy	* 3-9	2-5	6-7	1	2	3	4	14	3	3	0	2	26			
11	RUSSELL, Atif	* 2-7	0-3	0-0	1	1	2	2	4	2	1	0	0	29			
21	OLDEN, Shawn	* 2-7	0-3	2-4	2	2	4	0	6	2	1	0	2	34			
25	JOHN, A.J.	* 1-2	0-0	0-0	0	7	7	0	2	0	1	2	0	18			
45	RAINES, Jett	* 4-6	0-1	2-2	1	3	4	1	10	1	0	0	0	26			
00	UDENYI, Amadi	2-4	2-2	0-0	2	1	3	1	6	6	1	0	0	19			
01	BIYENDOLO, Marley	1-2	0-0	0-0	0	0	0	2	2	1	0	0	1	11			
05	DAVIS, Stacy	8-17	2-5	5-7	2	6	8	3	23	2	3	2	2	32			
12	JESPERSION, David	0-0	0-0	0-0	0	2	2	0	0	0	0	0	0	5			
Team					3	1	4										
Totals		23-54	6-19	15-20	12	25	37	13	67	17	10	4	7	200			

FG % 1st Half: 14-30 46.7% 2nd half: 9-24 37.5% Game: 23-54 42.6%
 3FG % 1st Half: 6-13 46.2% 2nd half: 0-6 0.0% Game: 6-19 31.6%
 FT % 1st Half: 5-7 71.4% 2nd half: 10-13 76.9% Game: 15-20 75.0%

BYU 61 • 13-5, 3-2

#	Player	Total			3-Ptr			Rebounds			PF	TP	A	TO	Blk	Stl	Min
		FG	FGA	FT	FTA	FG	FGA	FT	FTA	Off							
01	FISCHER, Chase	* 3-9	2-6	0-0	0	1	1	2	8	2	1	0	0	29			
03	HAWS, Tyler	* 11-22	2-5	2-2	2	4	6	0	26	1	1	2	1	38			
05	COLLINSWORTH, Kyle	* 1-8	0-3	2-2	1	2	3	4	2	3	0	2	25				
20	WINDER, Anson	* 6-15	2-8	2-2	1	4	5	3	16	5	3	0	2	36			
41	WORTHINGTON, Luke	* 0-0	0-0	1-2	1	0	1	3	1	0	1	0	0	17			
15	TOOLSON, Jake	0-2	0-2	0-0	0	2	2	0	0	0	0	0	0	11			
23	HALFORD, Skyler	0-2	0-1	0-0	0	2	2	1	0	2	0	0	0	9			
24	BARTLEY IV, Frank	1-1	0-0	0-0	0	2	2	1	2	0	2	0	0	9			
30	NIXON, Dalton	0-1	0-1	0-0	0	0	0	0	0	0	0	0	0	6			
35	NEILSON, Isaac	1-2	0-0	0-0	1	0	1	0	2	0	0	0	0	2			
44	KAUFUSI, Corbin	1-1	0-0	0-0	2	2	4	4	2	0	0	1	0	18			
Team					7	3	10										
Totals		24-63	6-26	7-8	15	22	37	17	61	12	11	3	5	200			

FG % 1st Half: 12-33 36.4% 2nd half: 12-30 40.0% Game: 24-63 38.1%
 3FG % 1st Half: 5-14 35.7% 2nd half: 1-12 8.3% Game: 6-26 23.1%
 FT % 1st Half: 0-0 0.0% 2nd half: 7-8 87.5% Game: 7-8 87.5%

Officials: Ken Ditty, Ronald Brokenbrough, Donald McAllister
 Technical fouls: Pepperdine-None. BYU-None.
 Attendance: 15852

Score by periods	1st	2nd	Total
Pepperdine	39	28	67
BYU	29	32	61

	In	Off	2nd	Fast	Bench
Points	Paint	T/O	Chance	Break	
Pepperdine	22	9	8	4	31
BYU	30	9	16	6	6

Last FG - PEP 2nd-00:11, BYU 2nd-00:04.
 Largest lead - PEP by 14 1st-06:03, BYU None.
 PEP led for 39:10. BYU led for 00:00. Game was tied for 00:40.

Official Basketball Box Score -- Game Totals -- Final Statistics
Loyola Marymount vs BYU
01/10/15 7:05 pm at Provo, Utah, Marriott Center

Loyola Marymount 72 • 4-13, 0-5

#	Player	Total			3-Ptr			Rebounds			PF	TP	A	TO	Blk	Stl	Min
		FG	FGA	FT	FTA	FG	FGA	FT	FTA	Off							
22	OKONJI, Godwin	* 4-6	0-0	6-9	4	1	5	3	14	2	1	0	1	21			
23	FLINT, Chase	* 1-3	0-1	0-0	1	1	2	3	2	8	1	0	1	27			
24	EGBEYEMI, Ayodeji	* 5-13	1-2	0-0	0	4	4	3	11	2	3	0	0	38			
42	MORNAR, Marin	* 5-12	1-2	5-5	5	3	8	3	16	1	4	0	0	33			
45	HUMPHRIES, David	* 5-10	2-5	0-0	0	3	3	1	12	3	3	0	2	38			
03	NORRIS, Casey	0-1	0-1	0-0	0	0	0	1	0	1	2	1	2	4			
10	HAYES, Matt	4-5	3-3	0-0	0	0	0	2	11	0	0	0	0	13			
11	HERMAN, Petr	0-1	0-0	0-0	0	0	0	0	0	0	0	0	0	4			
14	SIAME, Patson	3-9	0-0	0-1	1	3	4	2	6	1	2	0	0	22			
Team					4	3	7										
Totals		27-60	7-14	11-15	15	18	33	18	72	18	16	1	6	200			

FG % 1st Half: 14-32 43.8% 2nd half: 13-28 46.4% Game: 27-60 45.0%
 3FG % 1st Half: 3-6 50.0% 2nd half: 4-8 50.0% Game: 7-14 50.0%
 FT % 1st Half: 5-8 62.5% 2nd half: 6-7 85.7% Game: 11-15 73.3%

BYU 85 • 14-5, 4-2

#	Player	Total			3-Ptr			Rebounds			PF	TP	A
---	--------	-------	--	--	-------	--	--	----------	--	--	----	----	---

Official Basketball Box Score -- Game Totals -- Final Statistics
BYU vs Saint Mary's (CA)
01/17/15 8:00 PM at Moraga, Calif. (McKeon Pavilion)

BYU 77 • 15-6, 5-3 WCC

#	Player	Total		3-Ptr		Rebounds			PF	TP	A	TO	Blk	Stl	Min
		FG	FGA	FG	FGA	FT	FTA	Off							
41	WORTHINGTON, Luke	1	0-1	0-0	0-0	0	0	0	3	0	0	0	0	0	17
01	FISCHER, Chase	g	6-15	5-12	2-3	1	4	5	2	19	2	1	0	0	31
03	HAWS, Tyler	g	9-19	1-4	9-11	4	2	6	2	28	3	3	0	2	36
05	COLLINSWORTH, Kyle	g	3-7	0-0	4-4	0	6	6	4	10	3	1	0	0	28
23	HALFORD, Skyler	g	4-7	2-4	2-2	0	2	2	3	12	1	3	0	1	25
10	ANDRUS, Ryan	g	0-1	0-1	0-0	0	0	0	0	0	0	0	0	0	1
15	TOOLSON, Jake	g	1-2	1-2	0-0	0	1	1	2	3	0	0	0	0	8
24	BARTLEY IV, Frank	g	0-0	0-0	0-0	0	0	0	0	0	0	0	0	0	1
30	NIXON, Dalton	g	1-1	1-1	0-0	0	4	4	1	3	2	4	0	0	31
35	NEILSON, Isaac	g	0-1	0-1	0-0	1	0	1	3	0	0	0	2	5	
44	KAUFUSI, Corbin	g	1-1	0-0	0-0	1	0	1	4	2	0	0	1	1	17
	Team					0	2	2							
	Totals		25-55	10-25	17-20	7	21	28	24	77	11	12	1	6	200

FG % 1st Half: 11-25 44.0% 2nd half: 14-30 46.7% Game: 25-55 45.5% Deadball Rebounds 2
 3FG % 1st Half: 4-10 40.0% 2nd half: 6-15 40.0% Game: 10-25 40.0%
 FT % 1st Half: 11-12 91.7% 2nd half: 6-8 75.0% Game: 17-20 85.0%

Saint Mary's (CA) 82 • 15-3, 7-0 WCC

#	Player	Total		3-Ptr		Rebounds			PF	TP	A	TO	Blk	Stl	Min
		FG	FGA	FG	FGA	FT	FTA	Off							
00	Waldow,Brad	f	10-15	0-0	4-7	7	7	14	2	24	3	2	2	1	37
22	Jackson, Garrett	f	7-10	3-3	3-5	4	5	9	2	20	1	2	0	2	33
30	Simmons, Desmond	f	3-10	0-1	0-0	4	2	6	4	6	2	2	0	0	35
03	Carter, Kerry	g	3-12	1-8	3-4	2	3	5	3	10	2	2	1	4	30
20	Bright, Aaron	g	1-7	1-6	4-4	0	2	2	3	7	1	1	0	0	22
11	Pineau, Dane	g	1-2	0-0	0-0	0	0	0	1	2	0	0	0	0	5
13	Landale, Jock	g	1-1	0-0	0-0	0	0	0	1	2	0	0	0	0	3
24	Hermanson, Calvin	g	0-0	0-0	1-3	0	0	0	2	1	0	0	0	0	9
25	Duffy, Treaven	g	0-0	0-0	0-0	0	0	0	0	0	0	0	0	0	0+
41	Naar, Emmett	g	3-4	2-3	2-3	0	3	3	2	10	7	3	0	0	26
	Team					0	2	2							
	Totals		29-61	7-21	17-26	17	24	41	20	82	16	12	3	7	200

FG % 1st Half: 15-33 45.5% 2nd half: 14-28 50.0% Game: 29-61 47.5% Deadball Rebounds 3
 3FG % 1st Half: 5-13 38.5% 2nd half: 2-8 25.0% Game: 7-21 33.3%
 FT % 1st Half: 10-12 83.3% 2nd half: 7-14 50.0% Game: 17-26 65.4%

Officials: Klaus Endrissat, Horace Shields, Jimmy Casas
 Technical fouls: BYU-None. Saint Mary's (CA)-None.
 Attendance: 3500

Score by periods	1st	2nd	Total
BYU	37	40	77
Saint Mary's (CA)	45	37	82

	In	Off	2nd	Fast	Bench
Points	26	18	6	0	8
Paint	42	17			
SMC			12	6	15

Last FG - BYU 2nd-00:46, SMC 2nd-01:26.
 Largest lead - BYU by 6 1st-05:40, SMC by 11 2nd-12:31.
 BYU led for 06:51, SMC led for 28:08. Game was tied for 05:01.

Score tied - 5 times.
 Lead changed - 6 times.

Official Basketball Box Score -- Game Totals -- Final Statistics
BYU vs San Diego
01/24/15 1:00 pm at Jenny Craig Pavilion

BYU 74 • 15-7, 5-4

#	Player	Total		3-Ptr		Rebounds			PF	TP	A	TO	Blk	Stl	Min
		FG	FGA	FG	FGA	FT	FTA	Off							
41	WORTHINGTON, Luke	f	1-1	0-0	2-2	0	2	2	4	4	0	0	0	0	14
01	FISCHER, Chase	g	3-8	0-3	0-0	0	1	1	2	6	1	2	0	1	25
03	HAWS, Tyler	g	5-13	0-2	10-11	0	2	2	2	20	3	2	0	0	34
05	COLLINSWORTH, Kyle	g	6-14	0-1	1-2	1	8	9	1	13	3	2	0	0	29
20	WINDER, Anson	g	4-12	1-4	0-0	1	3	4	3	9	1	1	0	2	35
23	HALFORD, Skyler	g	4-7	2-5	2-2	1	2	3	1	12	4	3	0	2	29
24	BARTLEY IV, Frank	g	0-0	0-0	0-0	0	1	1	2	0	0	0	0	0	1
30	NIXON, Dalton	g	4-4	0-0	0-0	0	3	3	5	8	0	1	0	1	13
35	NEILSON, Isaac	g	0-1	0-0	0-0	1	1	2	1	0	0	0	0	0	5
44	KAUFUSI, Corbin	g	1-3	0-0	0-0	2	2	4	3	2	0	0	2	0	15
	Team					4	4	8							
	Totals		28-63	3-15	15-17	10	29	39	24	74	12	11	2	6	200

FG % 1st Half: 16-30 53.3% 2nd half: 12-33 36.4% Game: 28-63 44.4% Deadball Rebounds 1
 3FG % 1st Half: 3-9 33.3% 2nd half: 0-6 0.0% Game: 3-15 20.0%
 FT % 1st Half: 3-3 100.0 2nd half: 12-14 85.7% Game: 15-17 88.2%

San Diego 77 • 10-11, 3-6

#	Player	Total		3-Ptr		Rebounds			PF	TP	A	TO	Blk	Stl	Min
		FG	FGA	FG	FGA	FT	FTA	Off							
32	BAILEY, Brett	f	0-1	0-0	1-2	0	3	3	0	1	1	3	0	0	11
25	FAJEMISIN, Simi	c	1-1	0-0	1-3	0	2	2	2	3	0	0	1	0	14
00	ANDERSON, Chris	g	1-6	0-3	3-4	1	2	3	5	5	7	3	1	2	24
01	DEE, Johnny	g	7-16	4-8	0-0	0	4	4	1	18	0	2	0	2	34
10	SANADZE, Duda	g	2-9	0-4	0-0	1	2	3	1	4	0	1	0	1	19
02	PERRY, Brandon	g	3-5	0-0	2-3	3	2	5	1	8	1	0	1	0	13
05	SARBAUGH, Chris	g	2-6	0-1	1-2	0	1	1	4	5	1	0	0	0	17
11	HARRIS, Marcus	g	0-0	0-0	2-2	0	0	0	0	2	1	0	0	0	8
13	PUSICA, Vasa	g	3-4	1-1	2-3	0	0	0	2	9	2	1	0	1	21
15	JACOBS, Thomas	g	6-10	0-1	7-11	6	7	13	0	19	1	0	0	0	25
33	KOK, Jito	g	1-2	0-0	1-2	0	2	2	1	3	0	0	3	1	14
	Team					2	1	3							
	Totals		26-60	5-18	20-32	13	26	39	17	77	14	12	6	7	200

FG % 1st Half: 11-30 36.7% 2nd half: 15-30 50.0% Game: 26-60 43.3% Deadball Rebounds 4
 3FG % 1st Half: 3-8 37.5% 2nd half: 2-10 20.0% Game: 5-18 27.8%
 FT % 1st Half: 8-14 57.1% 2nd half: 12-18 66.7% Game: 20-32 62.5%

Officials: Glen Mayberry, Dennis Flannery, Scott Harris
 Technical fouls: BYU-None. San Diego-None.
 Attendance: 2463

Score by periods	1st	2nd	Total
BYU	38	36	74
San Diego	33	44	77

	In	Off	2nd	Fast	Bench
Points	14	15	16	0	22
BYU					
San Diego	20	11	16	0	46

Last FG - BYU 2nd-00:11, USD 2nd-02:00.
 Largest lead - BYU by 9 2nd-13:41, USD by 7 1st-11:04.
 BYU led for 24:32, USD led for 11:25. Game was tied for 04:02.

Score tied - 5 times.
 Lead changed - 8 times.

Official Basketball Box Score -- Game Totals -- Final Statistics
San Francisco vs BYU
01/29/15 9:05 pm at Provo, Utah, Marriott Center

San Francisco 74 • 9-13, 3-7

#	Player	Total		3-Ptr		Rebounds			PF	TP	A	TO	Blk	Stl	Min
		FG	FGA	FG	FGA	FT	FTA	Off							
05	GLOVER, Matt	*	1-3	0-2	0-0	0	10	10	5	2	7	4	0	1	33
15	PINKINS, Kruize	*	1-6	0-0	6-8	0	1	1	2	8	1	2	1	0	28
21	WATSON, Devin	*	4-8	2-4	0-1	1	1	2	5	10	1	3	0	0	18
23	TOLLEFSEN, Mark	*	10-14	1-3	1-2	3	4	7	3	22	0	1	0	0	32
32	DERKSEN, Tim	*	2-7	0-4	5-7	0	8	8	4	9	5	3	0	2	27
02	OFOEGBU, Uche	g	0-0	0-0	0-0	0	0	0	3	0	0	0	0	0	6
03	CHRISTIANSEN, Matt	g	6-8	0-0	1-4	2	2	4	2	13	0	2	1	0	22
10	ADAMS, Chris	g	3-10	2-8	2-2	0	3	3	4	10	1	2	0	0	28
13	FERRARI, Frankie	g	0-0	0-0	0-0	0	0	0	0	0	0	0	0	0	1
22	FOSTER, Chase	g	0-0	0-0	0-0	0	1	1	0	0	0	0	0	0	5
	Team					1	4	5							
	Totals		27-56	5-21	15-24	7	34	41	28	74	15	17	2	3	200

FG % 1st Half: 11-25 44.0% 2nd half: 16-31 51.6% Game: 27-56 48.2% Deadball Rebounds 4
 3FG % 1st Half: 1-9 11.1% 2nd half: 4-12 33.3% Game: 5-21 23.8%
 FT % 1st Half: 7-9 77.8% 2nd half: 8-15 53.3% Game: 15-24 62.5%

BYU 78 • 16-7, 6-4

#	Player	Total		3-Ptr		Rebounds			PF	TP	A	TO	Blk	Stl	Min
		FG	FGA	FG	FGA	FT	FTA	Off							
01	FISCHER, Chase	*	2-10	1-8	1-1	0	2	2	1	6	4	1	0	1	26
03	HAWS, Tyler	*	9-20	1-5	9-10	0	4	4	0	28	1	2	0	3	36
05	COLLINSWORTH, Kyle	*	4-11	0-0	0-1	2	4	6	2	8	5	1	0	2	33
20	WINDER, Anson	*	3-8	0-2	5-8	0	4	4	1	11	0	0	0	2	28
44	KAUFUSI, Corbin	*	2-2	0-0	1-3	2	3	5	5	5	0	2	2	0	22
10	ANDRUS, Ryan	g	1-1	0-0	0-0	1	0	1	2	2	0	0	0	0	5
15	TOOLSON, Jake	g	1-3	0-2	0-0	0	2	2	2	2	0	0	0	0	6
23	HALFORD, Skyler	g	2-7	1-3	3-4	0	1	1	3	8	2	1	0	0	15
24	BARTLEY IV,														

THE STAT CREW SYSTEM
BYU Combined Team Statistics (as of Jan 29, 2015)
All games

RECORD:	OVERALL	HOME	AWAY	NEUTRAL
ALL GAMES	16-7	9-3	5-2	2-2
CONFERENCE	6-4	3-2	3-2	0-0
NON-CONFERENCE	10-3	6-1	2-0	2-2

#	Player	gp-gs	min	Total		3-Point		F-Throw		Rebounds				pf	dq	a	to	blk	stl	pts	avg		
				fg-fga	fg%	3fg-fga	3fg%	ft-fa	ft%	off	def	tot	avg										
03	HAWS, Tyler	23-23	741	32.2	169-350	.483	36-98	.367	147-166	.886	29	73	102	4.4	29	0	56	39	7	22	521	22.7	
20	WINDER, Anson	21-7	584	27.8	107-215	.498	36-97	.371	50-69	.725	11	72	83	4.0	48	0	43	27	5	28	300	14.3	
01	FISCHER, Chase	23-23	635	27.6	103-236	.436	70-169	.414	35-44	.795	7	41	48	2.1	41	0	55	38	2	19	311	13.5	
05	COLLINSWORTH, Kyl	22-22	659	30.0	97-207	.469	5-18	.278	77-105	.733	46	135	181	8.2	49	0	127	65	8	46	276	12.5	
23	HALFORD, Skyler	22-3	341	15.5	39-96	.406	25-60	.417	40-43	.930	8	28	36	1.6	34	0	49	33	0	15	143	6.5	
35	NEILSON, Isaac	23-5	231	10.0	31-67	.463	7-22	.318	19-27	.704	25	33	58	2.5	39	0	4	11	9	9	88	3.8	
44	KAUFUSI, Corbin	22-1	311	14.1	21-38	.553	0-0	.000	28-50	.560	35	38	73	3.3	70	2	2	21	15	7	70	3.2	
15	TOOLSON, Jake	18-0	169	9.4	20-47	.426	16-38	.421	0-0	.000	3	30	33	1.8	16	0	11	4	0	7	56	3.1	
33	AUSTIN, Nate	10-10	197	19.7	9-18	.500	1-5	.200	11-14	.786	15	41	56	5.6	22	2	9	3	2	7	30	3.0	
30	NIXON, Dalton	20-0	213	10.7	19-42	.452	3-15	.200	11-11	1.000	11	30	41	2.1	26	1	18	10	2	3	52	2.6	
41	WORTHINGTON, Luke	23-21	354	15.4	19-43	.442	0-0	.000	18-27	.667	20	26	46	2.0	69	2	5	14	1	9	56	2.4	
24	BARTLEY IV, Frank	21-0	121	5.8	12-22	.545	1-9	.111	13-19	.684	5	26	31	1.5	11	0	19	11	3	5	38	1.8	
10	ANDRUS, Ryan	9-0	40	4.4	5-9	.556	1-3	.333	1-2	.500	3	3	6	0.7	4	0	1	1	0	0	12	1.3	
12	SHARP, Josh	12-0	74	6.2	6-9	.667	0-0	.000	2-4	.500	7	9	16	1.3	11	0	3	2	3	3	14	1.2	
02	ELLIS, Jordan	8-0	30	3.8	1-2	.500	0-0	.000	0-2	.000	0	3	3	0.4	2	0	3	1	0	1	2	0.3	
Team											45	29	74										
Total.....		23	4700	658-1401		.470	201-534	.376	452-583	.775	270	617	887	38.6	471	7	405	283	57	181	1969	85.6	
Opponents.....		23	4700	595-1369		.435	148-451	.328	367-523	.702	245	548	793	34.5	490	11	333	328	78	152	1705	74.1	

TEAM STATISTICS	BYU	OPP	Date	Opponent	Score	Att.
SCORING	1969	1705	11/14/14	LONG BEACH STATE	w 95-90	16778
Points per game	85.6	74.1	11/18/14	ARKANSAS-LITTLE ROCK	w 91-62	12469
Scoring margin	+11.5	-	11/19/14	SOUTHERN VIRGINIA	w 101-48	13099
FIELD GOALS-ATT	658-1401	595-1369	11-24-14	vs SAN DIEGO STATE	Lo2 87-92	2400
Field goal pct	.470	.435	11-25-14	vs Chaminade	w 121-85	2400
3 POINT FG-ATT	201-534	148-451	11-26-14	vs PURDUE	Lot 85-87	2400
3-point FG pct	.376	.328	11/29/14	EASTERN KENTUCKY	w 90-76	16770
3-pt FG made per game	8.7	6.4	12/02/14	at Utah State	w 91-81	10270
FREE THROWS-ATT	452-583	367-523	12/06/14	vs Hawaii	w 90-70	13623
Free throw pct	.775	.702	12/10/14	UTAH	L 61-65	20900
F-Throws made per game	19.7	16.0	12/13/14	at Weber State	w 76-60	10122
REBOUNDS	887	793	12/20/14	STANFORD	w 79-77	13247
Rebounds per game	38.6	34.5	12/23/14	UMASS	Wot 77-71	15789
Rebounding margin	+4.1	-	* 12/27/14	GONZAGA	L 80-87	20900
ASSISTS	405	333	* 12/29/14	PORTLAND	w 97-88	17452
Assists per game	17.6	14.5	* 01/01/15	at Santa Clara	w 81-46	2375
TURNOVERS	283	328	* 01/03/15	at University of San Francisco	w 99-68	2585
Turnovers per game	12.3	14.3	* 01/08/15	PEPPERDINE	L 61-67	15852
Turnover margin	+2.0	-	* 01/10/15	LOYOLA MARYMOUNT	w 85-72	16912
Assist/turnover ratio	1.4	1.0	* 01/15/15	at Pacific	w 93-80	3626
STEALS	181	152	* 01/17/15	at Saint Mary's (CA)	L 77-82	3500
Steals per game	7.9	6.6	* 01/24/15	at San Diego	L 74-77	2463
BLOCKS	57	78	* 01/29/15	SAN FRANCISCO	w 78-74	12452
Blocks per game	2.5	3.4				
ATTENDANCE	192620	55764				
Home games-Avg/Game	12-16052	7-4992				
Neutral site-Avg/Game	-	4-5206				

* - Conference game

Score by Periods	1st	2nd	OT	OT2	Totals
BYU	916	1014	28	11	1969
Opponents	781	884	24	16	1705

THE STAT CREW SYSTEM
BYU Combined Team Statistics (as of Jan 29, 2015)
Conference games

RECORD:	OVERALL	HOME	AWAY	NEUTRAL
ALL GAMES	6-4	3-2	3-2	0-0
CONFERENCE	6-4	3-2	3-2	0-0
NON-CONFERENCE	0-0	0-0	0-0	0-0

#	Player	gp-gs	min	avg	Total		3-Point		F-Throw		Rebounds				pf	dq	a	to	blk	stl	pts	avg			
					fg-fga	fg%	3fg-fga	3fg%	ft-fa	ft%	off	def	tot	avg											
03	HAWS, Tyler	10-10	330	33.0	76-159	.478	10-35	.286	69-77	.896	14	32	46	4.6	10	0	24	15	2	13	231	23.1			
20	WINDER, Anson	8-7	237	29.6	41-93	.441	13-44	.295	20-26	.769	2	25	27	3.4	17	0	18	13	1	12	115	14.4			
01	FISCHER, Chase	10-10	260	26.0	44-97	.454	29-69	.420	17-20	.850	4	19	23	2.3	17	0	21	14	1	6	134	13.4			
05	COLLINSWORTH, Kyl	10-10	302	30.2	43-90	.478	1-7	.143	32-43	.744	21	69	90	9.0	19	0	63	21	3	18	119	11.9			
23	HALFORD, Skyler	10-2	185	18.5	24-53	.453	18-38	.474	22-25	.880	4	15	19	1.9	17	0	22	17	0	8	88	8.8			
15	TOOLSON, Jake	9-0	99	11.0	11-27	.407	8-23	.348	0-0	.000	1	15	16	1.8	11	0	4	2	0	2	30	3.3			
44	KAUFUSI, Corbin	10-1	169	16.9	9-15	.600	0-0	.000	11-21	.524	18	20	38	3.8	39	2	1	8	9	2	29	2.9			
30	NIXON, Dalton	9-0	121	13.4	7-14	.500	1-6	.167	8-8	1.000	4	16	20	2.2	13	1	9	7	1	1	23	2.6			
24	BARTLEY IV, Frank	9-0	40	4.4	5-8	.625	1-4	.250	7-9	.778	1	12	13	1.4	6	0	2	3	1	0	18	2.0			
10	ANDRUS, Ryan	5-0	19	3.8	4-6	.667	1-2	.500	0-0	.000	1	0	1	0.2	3	0	0	0	0	0	9	1.8			
35	NEILSON, Isaac	10-1	65	6.5	5-11	.455	0-3	.000	5-7	.714	5	9	14	1.4	16	0	0	4	1	2	15	1.5			
41	WORTHINGTON, Luke	10-9	146	14.6	3-8	.375	0-0	.000	6-8	.750	5	10	15	1.5	33	1	2	3	0	2	12	1.2			
12	SHARP, Josh	4-0	19	4.8	1-2	.500	0-0	.000	0-0	.000	1	5	6	1.5	2	0	1	1	1	0	2	0.5			
02	ELLIS, Jordan	3-0	8	2.7	0-1	.000	0-0	.000	0-2	.000	0	1	1	0.3	1	0	1	0	0	1	0	0.0			
Team											20	15	35												2
Total.....		10	2000		273-584	.467	82-231	.355	197-246	.801	101	263	364	36.4	204	4	168	110	20	67	825	82.5			
Opponents.....		10	2000		262-592	.443	64-200	.320	153-222	.689	111	239	350	35.0	210	7	163	124	26	59	741	74.1			

TEAM STATISTICS	BYU	OPP	Date	Opponent	Score	Att.
SCORING	825	741	* 12/27/14	GONZAGA	L 80-87	20900
Points per game	82.5	74.1	* 12/29/14	PORTLAND	W 97-88	17452
Scoring margin	+8.4	-	* 01/01/15	at Santa Clara	W 81-46	2375
FIELD GOALS-ATT	273-584	262-592	* 01/03/15	at University of San Francisco	W 99-68	2585
Field goal pct	.467	.443	* 01/08/15	PEPPERDINE	L 61-67	15852
3 POINT FG-ATT	82-231	64-200	* 01/10/15	LOYOLA MARYMOUNT	W 85-72	16912
3-point FG pct	.355	.320	* 01/15/15	at Pacific	W 93-80	3626
3-pt FG made per game	8.2	6.4	* 01/17/15	at Saint Mary's (CA)	L 77-82	3500
FREE THROWS-ATT	197-246	153-222	* 01/24/15	at San Diego	L 74-77	2463
Free throw pct	.801	.689	* 01/29/15	SAN FRANCISCO	W 78-74	12452
F-Throws made per game	19.7	15.3	* - Conference game			
REBOUNDS	364	350				
Rebounds per game	36.4	35.0				
Rebounding margin	+1.4	-				
ASSISTS	168	163				
Assists per game	16.8	16.3				
TURNOVERS	110	124				
Turnovers per game	11.0	12.4				
Turnover margin	+1.4	-				
Assist/turnover ratio	1.5	1.3				
STEALS	67	59				
Steals per game	6.7	5.9				
BLOCKS	20	26				
Blocks per game	2.0	2.6				
ATTENDANCE	83568	14549				
Home games-Avg/Game	5-16714	5-2910				
Neutral site-Avg/Game	-	0-0				

Score by Periods	1st	2nd	Totals
BYU	412	413	825
Opponents	348	393	741

Individual Career History vs Santa Clara

ANDRUS, Ryan

Season	gp-gs	min/avg	Total		3-Point		F-Throws		Rebounds				Scoring							
			fg-fga	pct	fg-fga	pct	ft-fta	pct	off	def	tot	avg	pts	avg						
2014-15	1-0	3/3.0	1-2	.500	0-0	.000	0-0	.000	0	0	0	0.0	0	0	0	0	0	0	2	2.0
TOTAL	1-0	3/3.0	1-2	.500	0-0	.000	0-0	.000	0	0	0	0.0	0	0	0	0	0	0	2	2.0

AUSTIN, Nate

Season	gp-gs	min/avg	Total		3-Point		F-Throws		Rebounds				Scoring							
			fg-fga	pct	fg-fga	pct	ft-fta	pct	off	def	tot	avg	pts	avg						
2011-12	2-0	33/16.5	3-3	1.000	0-0	.000	3-4	.750	4	4	8	4.0	7	1	3	1	0	0	9	4.5
2012-13	2-0	23/11.5	1-3	.333	0-1	.000	1-2	.500	2	7	9	4.5	4	0	2	0	0	1	3	1.5
2013-14	2-2	53/26.5	1-5	.200	0-0	.000	2-3	.667	5	10	15	7.5	5	0	3	2	0	1	4	2.0
TOTAL	6-2	109/18.2	5-11	.455	0-1	.000	6-9	.667	11	21	32	5.3	16	1	8	3	0	2	16	2.7

BARTLEY IV, Frank

Season	gp-gs	min/avg	Total		3-Point		F-Throws		Rebounds				Scoring							
			fg-fga	pct	fg-fga	pct	ft-fta	pct	off	def	tot	avg	pts	avg						
2013-14	2-0	14/7.0	1-4	.250	0-0	.000	0-0	.000	1	1	2	1.0	0	0	2	0	0	0	2	1.0
2014-15	1-0	6/6.0	2-2	1.000	0-0	.000	2-2	1.000	0	1	1	1.0	0	0	0	0	1	0	6	6.0
TOTAL	3-0	20/6.7	3-6	.500	0-0	.000	2-2	1.000	1	2	3	1.0	0	0	2	0	1	0	8	2.7

COLLINSWORTH, Kyle

Season	gp-gs	min/avg	Total		3-Point		F-Throws		Rebounds				Scoring							
			fg-fga	pct	fg-fga	pct	ft-fta	pct	off	def	tot	avg	pts	avg						
2013-14	2-2	60/30.0	11-20	.550	0-0	.000	14-23	.609	5	5	10	5.0	5	0	8	6	0	8	36	18.0
2014-15	1-1	29/29.0	3-9	.333	0-0	.000	2-2	1.000	4	11	15	15.0	1	0	6	2	0	3	8	8.0
TOTAL	3-3	89/29.7	14-29	.483	0-0	.000	16-25	.640	9	16	25	8.3	6	0	14	8	0	11	44	14.7

ELLIS, Jordan

Season	gp-gs	min/avg	Total		3-Point		F-Throws		Rebounds				Scoring							
			fg-fga	pct	fg-fga	pct	ft-fta	pct	off	def	tot	avg	pts	avg						
2014-15	1-0	4/4.0	0-0	.000	0-0	.000	0-0	.000	0	0	0	0.0	0	0	1	0	0	1	0	0.0
TOTAL	1-0	4/4.0	0-0	.000	0-0	.000	0-0	.000	0	0	0	0.0	0	0	1	0	0	1	0	0.0

FISCHER, Chase

Season	gp-gs	min/avg	Total		3-Point		F-Throws		Rebounds				Scoring							
			fg-fga	pct	fg-fga	pct	ft-fta	pct	off	def	tot	avg	pts	avg						
2014-15	1-1	27/27.0	4-9	.444	2-5	.400	4-4	1.000	0	3	3	3.0	1	0	3	3	0	0	14	14.0
TOTAL	1-1	27/27.0	4-9	.444	2-5	.400	4-4	1.000	0	3	3	3.0	1	0	3	3	0	0	14	14.0

HALFORD, Skyler

Season	gp-gs	min/avg	Total		3-Point		F-Throws		Rebounds				Scoring							
			fg-fga	pct	fg-fga	pct	ft-fta	pct	off	def	tot	avg	pts	avg						
2013-14	2-2	47/23.5	8-16	.500	4-7	.571	2-2	1.000	1	6	7	3.5	6	0	5	2	0	0	22	11.0
2014-15	1-0	12/12.0	2-3	.667	2-3	.667	2-2	1.000	0	0	0	0.0	0	0	1	1	0	0	8	8.0
TOTAL	3-2	59/19.7	10-19	.526	6-10	.600	4-4	1.000	1	6	7	2.3	6	0	6	3	0	0	30	10.0

HAWS, Tyler

Season	gp-gs	min/avg	Total		3-Point		F-Throws		Rebounds				Scoring							
			fg-fga	pct	fg-fga	pct	ft-fta	pct	off	def	tot	avg	pts	avg						
2012-13	2-2	70/35.0	21-31	.677	1-4	.250	5-8	.625	3	4	7	3.5	3	0	6	4	0	4	48	24.0
2013-14	2-2	47/23.5	14-20	.700	1-3	.333	14-15	.933	1	5	6	3.0	4	0	5	3	1	0	43	21.5
2014-15	1-1	24/24.0	5-9	.556	0-2	.000	4-5	.800	1	2	3	3.0	0	0	3	1	0	1	14	14.0
TOTAL	5-5	141/28.2	40-60	.667	2-9	.222	23-28	.821	5	11	16	3.2	7	0	14	8	1	5	105	21.0

Individual Career History vs Santa Clara

KAUFUSI, Corbin

Season	gp-gs	min/avg	Total		3-Point		F-Throws		Rebounds				pf	fo	ast	to	blk	stl	Scoring	
			fg-fga	pct	fg-fga	pct	ft-fa	pct	off	def	tot	avg							pts	avg
2014-15	1-0	14/14.0	0-0	.000	0-0	.000	4-6	.667	1	5	6	6.0	5	1	0	1	2	1	4	4.0
TOTAL	1-0	14/14.0	0-0	.000	0-0	.000	4-6	.667	1	5	6	6.0	5	1	0	1	2	1	4	4.0

NEILSON, Isaac

Season	gp-gs	min/avg	Total		3-Point		F-Throws		Rebounds				pf	fo	ast	to	blk	stl	Scoring	
			fg-fga	pct	fg-fga	pct	ft-fa	pct	off	def	tot	avg							pts	avg
2014-15	1-0	8/8.0	0-1	.000	0-0	.000	1-2	.500	1	1	2	2.0	2	0	0	0	0	0	1	1.0
TOTAL	1-0	8/8.0	0-1	.000	0-0	.000	1-2	.500	1	1	2	2.0	2	0	0	0	0	0	1	1.0

NIXON, Dalton

Season	gp-gs	min/avg	Total		3-Point		F-Throws		Rebounds				pf	fo	ast	to	blk	stl	Scoring	
			fg-fga	pct	fg-fga	pct	ft-fa	pct	off	def	tot	avg							pts	avg
2014-15	1-0	18/18.0	0-1	.000	0-1	.000	4-4	1.000	0	4	4	4.0	0	0	1	0	0	0	4	4.0
TOTAL	1-0	18/18.0	0-1	.000	0-1	.000	4-4	1.000	0	4	4	4.0	0	0	1	0	0	0	4	4.0

SHARP, Josh

Season	gp-gs	min/avg	Total		3-Point		F-Throws		Rebounds				pf	fo	ast	to	blk	stl	Scoring	
			fg-fga	pct	fg-fga	pct	ft-fa	pct	off	def	tot	avg							pts	avg
2011-12	2-0	4/2.0	0-0	.000	0-0	.000	2-2	1.000	0	2	2	1.0	1	0	0	0	0	0	2	1.0
2012-13	2-1	57/28.5	7-12	.583	1-1	1.000	4-4	1.000	7	4	11	5.5	5	0	3	1	0	3	19	9.5
2013-14	2-0	34/17.0	2-2	1.000	0-0	.000	0-1	.000	1	6	7	3.5	5	0	0	0	1	0	4	2.0
2014-15	1-0	6/6.0	0-1	.000	0-0	.000	0-0	.000	0	2	2	2.0	1	0	1	0	0	0	0	0.0
TOTAL	7-1	101/14.4	9-15	.600	1-1	1.000	6-7	.857	8	14	22	3.1	12	0	4	1	1	3	25	3.6

TOOLSON, Jake

Season	gp-gs	min/avg	Total		3-Point		F-Throws		Rebounds				pf	fo	ast	to	blk	stl	Scoring	
			fg-fga	pct	fg-fga	pct	ft-fa	pct	off	def	tot	avg							pts	avg
2014-15	1-0	16/16.0	3-5	.600	2-4	.500	0-0	.000	0	1	1	1.0	2	0	2	0	0	1	8	8.0
TOTAL	1-0	16/16.0	3-5	.600	2-4	.500	0-0	.000	0	1	1	1.0	2	0	2	0	0	1	8	8.0

WINDER, Anson

Season	gp-gs	min/avg	Total		3-Point		F-Throws		Rebounds				pf	fo	ast	to	blk	stl	Scoring	
			fg-fga	pct	fg-fga	pct	ft-fa	pct	off	def	tot	avg							pts	avg
2011-12	2-1	18/9.0	3-8	.375	1-4	.250	0-0	.000	0	1	1	0.5	2	0	2	2	0	2	7	3.5
2012-13	2-1	26/13.0	2-5	.400	0-0	.000	6-8	.750	1	3	4	2.0	3	0	0	0	1	1	10	5.0
2013-14	2-0	46/23.0	5-9	.556	2-4	.500	5-6	.833	0	9	9	4.5	3	0	4	1	0	0	17	8.5
2014-15	1-1	17/17.0	3-8	.375	2-7	.286	0-1	.000	0	3	3	3.0	2	0	0	2	0	0	8	8.0
TOTAL	7-3	107/15.3	13-30	.433	5-15	.333	11-15	.733	1	16	17	2.4	10	0	6	5	1	3	42	6.0

WORTHINGTON, Luke

Season	gp-gs	min/avg	Total		3-Point		F-Throws		Rebounds				pf	fo	ast	to	blk	stl	Scoring	
			fg-fga	pct	fg-fga	pct	ft-fa	pct	off	def	tot	avg							pts	avg
2013-14	1-0	10/10.0	2-3	.667	0-0	.000	3-4	.750	0	2	2	2.0	2	0	0	0	0	0	7	7.0
2014-15	1-1	16/16.0	2-3	.667	0-0	.000	0-0	.000	1	2	3	3.0	3	0	0	0	0	0	4	4.0
TOTAL	2-1	26/13.0	4-6	.667	0-0	.000	3-4	.750	1	4	5	2.5	5	0	0	0	0	0	11	5.5