

BYU BASKETBALL

Kyle Chilton, BYU Athletic Communications | O: (801) 422-4909 | C: (801) 372-2080 | kyle_chilton@byu.edu | 30 Smith Fieldhouse • Provo, UT • 84602

BYU 2014-15 SCHEDULE

O29	Wed	Cougar Tipoff	BYUtv	
N1	Sat	Colorado School of Mines (Exh)	BYUtv	W, 82-64
N8	Sat	Seattle Pacific (Exh)	BYUtv	W, 75-44
N14	Fri	Long Beach State	BYUtv	W, 95-90
N18	Tue	Arkansas-Little Rock*	BYUtv	W, 91-62
N19	Wed	Southern Virginia	BYUtv	W, 101-48
N24	Mon	vs. No. 15/15 San Diego State*	ESPN2 L, 87-92 (20T)	
N25	Tue	vs. Chaminade*	ESPN2 W, 121-85	
N26	Wed	vs. Purdue*	ESPN2 L, 85-87 (OT)	
N29	Sat	Eastern Kentucky	BYUtv	W, 90-76
D2	Tue	at Utah State	CBS SN	W, 91-81
D6	Sat	vs. Hawaii'#	BYUtv	W, 90-70
D10	Wed	No. 13/14 Utah	ESPNU	L, 61-65
D13	Sat	at Weber State	KJZZ	W, 76-60
D20	Sat	Stanford	ESPNU	W, 79-77
D23	Tue	UMass	BYUtv	W, 77-71 (OT)
D27	Sat	No. 8/8 Gonzaga	ESPN2	L, 80-87
D29	Mon	Portland	BYUtv	W, 97-88
J1	Thu	at Santa Clara	BYUtv	W, 81-46
J3	Sat	at San Francisco	ROOT/CSN BA	W, 99-68
J8	Thu	Pepperdine	ESPNU	L, 61-67
J10	Sat	Loyola Marymount	BYUtv	W, 85-72
J15	Thu	at Pacific	ESPNU	W, 93-80
J17	Sat	at Saint Mary's	ESPN2	L, 77-82
J24	Sat	at San Diego	TWC/Root	L, 74-77
J29	Thu	San Francisco	ESPNU	W, 78-74
J31	Sat	Santa Clara	BYUtv	W, 78-57
F5	Thu	at Pepperdine	TWC/Root	L, 74-80
F7	Sat	at Loyola Marymount	TWC/Root	W, 87-68
F12	Thu	Saint Mary's	ESPN2	W, 82-60
F14	Sat	Pacific	BYUtv	W, 84-59
F19	Thu	San Diego	ESPNU	W, 75-62
F26	Thu	at Portland	Root	W, 82-69
F28	Sat	at No. 3/2 Gonzaga	ESPN2	W, 73-70
M7	Sat	vs. Santa Clara or LMU@	ESPN2	8 p.m.

^ Exhibition

* EA SPORTS Maui Invitational

at EnergySolutions Arena

@ WCC Basketball Championships at Orleans Arena

All times local to site

SOCIAL MEDIA

Website: www.BYUcougars.com

Facebook: /BYUbasketball | /BYUcougars

Twitter: @BYUbasketball | @BYUcougars

Instagram: BYUcougars

Vine: BYUcougars

Hashtag: #BYUhoops

Follow @BYUgamenotes on Twitter for in-game Cougar achievements, milestones and notes.



Santa Clara (13-17, 7-11 WCC)
BRONCOS – No. 7 Seed

Head Coach Kerry Keating
Alma Mater Seton Hall, 1993
Division I Career Record . . . 127-138 (8th)
Record at Santa Clara Same



Loyola Marymount (8-22, 4-14 WCC)
LIONS – No. 10 Seed

Head Coach Mike Dunlap
Alma Mater LMU, 1980
Career Record 336-127 (15th)
Record at LMU 8-22 (1st)



BYU (23-8, 13-5 WCC)
COUGARS – No. 2 Seed

Head Coach Dave Rose
Alma Mater Houston, 1983
Division I Career Record . . . 255-86 (10th)
Record at BYU Same




GAME INFORMATION

TV ESPN2
TV Talent . . . Beth Mowins (play-by-play)
. Stan Heath (analyst)
Live Video WatchESPN.com
Radio Cougar IMG Sports Network
. KSL 102.7 FM / 1160 AM
. BYU Radio – Sirius XM 143
Radio Talent . . Greg Wrubell (play-by-play)
. Mark Durrant (analyst)
Live Audio/Stats BYUcougars.com

WCC CHAMPIONSHIPS

BYU will face the winner of No. 7 seed Santa Clara and No. 10 seed Loyola Marymount on Saturday, March 7, 2015, in the quarterfinals of the WCC Championships at the Orleans Arena. Santa Clara and LMU play Friday at 8 p.m. PST. The Santa Clara vs. LMU game will be televised live on BYUtv.

BYU'S PROJECTED STARTING LINEUP



#5 | Kyle Collinsworth

Guard
6-6 | 210 | Jr.
Provo, Utah
Provo HS

GP/GS	MPG	Pts	Reb	Ast	Stl	FG%	3PT%	FT%
29/29	30.9	13.5	8.6	5.8	1.9	.479	.250	.736

Last Game: Totaled 20 points, 8 rebounds, 3 assists, 1 block and 2 steals at Gonzaga
Notes: First-team All-WCC ... four-time WCC Player of the Week ... has an NCAA record five triple-doubles ... has 13 double-doubles ... top 50 in the nation in rebounds, assists and steals ... a Cousy Award candidate




#1 | Chase Fischer

Guard
6-3 | 195 | Jr.
Ripley, West Virginia
Wake Forest

GP/GS	MPG	Pts	Reb	Ast	Stl	FG%	3PT%	FT%
30/29	26.4	13.0	2.1	2.1	0.8	.422	.414	.786

Last Game: Scored 13 points, hit 3 threes and added 4 rebounds at Gonzaga
Notes: Has scored in double figures 19 times this season ... made a BYU record 10 3s against Chaminade ... leads the team with 89 made threes, third all-time at BYU in a single season



#3 | Tyler Haws

Guard
6-5 | 195 | Sr.
Alpine, Utah
Lone Peak HS

GP/GS	MPG	Pts	Reb	Ast	Stl	FG%	3PT%	FT%
31/31	31.9	21.9	4.4	2.2	1.0	.471	.365	.872

Last Game: Totaled 10 points, 4 boards, 1 assist and 2 steals at Gonzaga
Notes: First-team All-WCC ... first in the WCC, third in the nation in scoring ... has scored 20-plus points 22 times ... BYU's all-time scoring leader... a candidate for the Wooden Award, Naismith Trophy, the Senior CLASS Award and the Jerry West Award



#12 | Josh Sharp

Forward
6-7 | 190 | Sr.
Highland, Utah
Utah

GP/GS	MPG	Pts	Reb	Ast	Stl	FG%	3PT%	FT%
19/6	9.2	1.6	2.4	0.7	0.3	.579	.500	.750

Last Game: Had 1 block and 3 boards at Gonzaga
Notes: Has started BYU's last six games ... owns a career field goal percentage of 55.4 percent ... has 31 career starts



#44 | Corbin Kaufusi

Center
6-10 | 245 | Fr.
Provo, Utah
Timpview HS

GP/GS	MPG	Pts	Reb	Stl	Blk	FG%	3PT%	FT%
30/9	15.4	3.1	3.5	0.3	1.0	.545	.000	.579

Last Game: Totaled 7 points, 6 rebounds, 3 blocks and 2 steals at Gonzaga
Notes: Leads BYU in blocked shots ... has started the last nine games for the Cougars ... has totaled 14 blocks in the last 6 games ... originally came to BYU to play football

OFF THE BYU BENCH

No.	Name	Pos.	Ht.	Wt.	Yr.	Pts.	Reb.	Hometown (Previous School)	Notes
2	Jordan Ellis	G	6-1	180	Jr.	0.1	0.4	Medford, Ore. (Portland State)	Did not play at Gonzaga
10	Ryan Andrus	F	6-11	215	Fr.	2.1	1.6	American Fork, Utah (American Fork HS)	Had 2 points and 2 rebounds in 3 minutes at Gonzaga
15	Jake Toolson	G	6-5	215	Fr.	2.5	1.5	Gilbert, Ariz. (Highland HS)	Did not play at Gonzaga
20	Anson Winder	G	6-3	190	Sr.	13.3	3.5	Las Vegas, Nev. (Bishop Gorman HS)	Scored 4 points and had 2 assists and 1 steal at Gonzaga
23	Skyler Halford	G	6-1	175	Sr.	8.5	1.8	Orem, Utah (SLCC)	Totaled 14 points, 4 boards, 1 assist and 1 steal at Gonzaga
24	Frank Bartley IV	G	6-3	200	So.	2.3	1.8	Baton Rouge, La. (Future College Prep)	Had 3 points, 2 boards, 2 assists and 1 block at Gonzaga
30	Dalton Nixon	F	6-7	215	Fr.	2.2	1.8	Orem, Utah (Orem HS)	Did not play at Gonzaga
33	Nate Austin	F	6-11	230	Sr.	3.0	5.6	Alpine, Utah (Lone Peak HS)	Suffered a torn right hamstring on Dec. 10 ... out for the season
35	Isaac Neilson	C	6-11	225	Fr.	3.2	2.4	Mission Viejo, Calif. (Mission Viejo HS)	Played less than 1 minute at Gonzaga
41	Luke Worthington	F	6-10	235	So.	1.9	1.6	Mequon, Wis. (Homestead HS)	Had 1 assist and 1 steal at Gonzaga

CAREER HIGHLIGHTS

- 255-86 overall record (second all-time at BYU in wins) for a BYU record .748 winning percentage
- Currently 8th among active coaches in the NCAA in career winning percentage (as of March 4, 2015)
- Reached 200 career victories in his 259th game as a head coach, 15th fastest in NCAA history
- With 232 victories through nine seasons is fifth all-time for best career starts by wins in NCAA history
- With 209 victories through first eight seasons is fourth all-time for best career starts by wins in NCAA history
- With 185 victories through first seven seasons is fourth all-time for best career starts by wins in NCAA history
- With 159 victories through first six seasons is tied for third all-time for best career starts by wins in NCAA history
- With 127 victories through five seasons is sixth all-time for best career starts by wins in NCAA history
- Streak of nine-consecutive 20-win seasons is tied for 20th all-time in NCAA history and tied for the 10th longest current streak (as of the 2013-14 season)
- Four Mountain West Conference regular season titles, a BYU and MWC record
- Three-time MWC Coach of the Year (2006, 2007, 2011)
- Two-time USBWA District VIII Coach of the Year (2006, 2011)
- Naismith Coach of the Year Finalist in 2011
- Honorable Mention for National Coach of the Year by Scout.com (2006)
- Seven trips to the NCAA tournament (a BYU record), including six-consecutive trips from 2007 to 2012 (a BYU record)
- Six-consecutive 25-win seasons (2006-11), and 10-consecutive 20-win seasons, both BYU records
- Holds top two spots for wins in a season in BYU history with 32 in 2010-11 and 30 in 2009-10
- Only BYU coach to win at least 20 games in each of his first nine seasons
- Took BYU to the Sweet 16 in 2011 for the first time since 1981
- Coached Jimmer Fredette, the 2011 Consensus National Player of the Year
- Inducted into the Dixie State Athletics Hall of Fame on Sept. 14, 2013

COACHING EXPERIENCE

- BYU Head Coach (2005-present)
- BYU Associate Head Coach (2000-2005)
- BYU Assistant Coach (1997-2000)
- Dixie State Head Coach (1990-1997)
- Dixie State Assistant Coach (1987-1990)
- Assistant coach at Pine View High School (1986-87)
- Head coach at Millard High School (1983-86)

SERVICE

- A member of the National Coaches vs. Cancer Council
- Assisting with the Hope Lodge, a facility to be constructed in Salt Lake City to house families of cancer patients
- NABC Game Pillar Award for Service in 2008
- 63rd recipient of the Dale Rex Memorial Award
- Honorary Chair of the Children with Cancer Christmas Foundation
- Was the first coach in the state of Utah to participate in the American Cancer Society's nationwide Coaches vs. Cancer campaign
- Lobbied before Congress for more funding for cancer research in September 2010

EDUCATION

- Houston (1983, B.A.)

PLAYING CAREER


- Played baseball and basketball at Dixie State College
- Played for Houston from 1980-83 (played in 1980-81 and 82-83, redshirted in 1981-82)
- Co-Captain on the famous "Phi-Slamma Jamma" team that featured Hakeem (then Akeem) Olajuwon and Clyde Drexler
- Helped Houston achieve a No. 1 ranking and reach the national championship game in 1983

MISSION

- Manchester England (1977-79)

PERSONAL/FAMILY

- Wife: Cheryl
- Children: Daughter Chanell and husband Brock Reichner, son Garrett and wife Brooke, daughter Taylor
- Dave and Cheryl Rose have seven grandchildren



TOP CAREER START BASED ON CURRENT NUMBER OF YEARS (THROUGH 2013-14)

Coch, School	Yrs.	W	L	Pct.
Brad Underwood, Stephen F. Austin	1	32	3	.914
Kevin Ollie, UConn	2	52	18	.743
Steve Prohm, Murray State	3	75	23	.765
Fred Hoiberg, Iowa State	4	90	47	.657
Andy Toole, Robert Morris	4	90	50	.643
Shaka Smart, VCU	5	137	46	.749
John Groce, Illinois	6	128	84	.604
Buzz Williams, Virginia Tech	7	153	86	.640
Tim Cluess, Iona	8	190	68	.736
Dave Rose, BYU	9	232	78	.748
Sean Miller, Arizona	10	249	95	.724
Jamie Dixon, Pittsburgh	11	288	96	.750
Mike Anderson, Arkansas	12	259	137	.654
Randy Bennett, Saint Mary's	13	286	137	.676
Thad Matta, Ohio State	14	377	114	.768
Mark Few, Gonzaga	15	403	100	.801

BEST CAREER STARTS BY WINS, 9 SEASONS

Coch, School	Date	W	L	Pct.
Roy Williams, Kansas	1989-97	247	58	.810
Everett Case, NC State	1947-55	241	56	.811
Jamie Dixon, Pittsburgh	2004-12	238	77	.756
Mark Few, Gonzaga	2000-08	236	60	.797
Dave Rose, BYU	2006-14	232	78	.748
Thad Matta, Butler, Xavier, OSU	2001-09	229	77	.748
Denny Crum, Louisville	1972-80	219	55	.799
Jerry Tarkanian, LBSU, UNLV	1969-76	218	33	.869
Sean Miller, Xavier, Arizona	2005-13	216	90	.706
Bruce Weber, S. Ill., Illinois	1999-07	215	82	.724

ROSE'S BYU COACHING LEDGER

Season	Overall	Pct.	Home	Pct.	Away	Pct.	Neutral	Pct.	Conf.	Pct.	Tourney	NCAA/NIT
05-06	20-9	.690	14-1	.933	5-7	.417	1-2	.500	12-4	.750	0-1	0-1 NIT
06-07	25-9	.735	17-0	1.000	6-7	.462	2-2	.500	13-3	.813	2-1	0-1 NCAA
07-08	27-8	.771	16-0	1.000	9-3	.615	3-3	.500	14-2	.875	2-1	0-1 NCAA
08-09	25-8	.758	14-2	.875	8-5	.750	2-3	.400	12-4	.750	1-1	0-1 NCAA
09-10	30-6	.833	15-1	.938	10-4	.714	5-1	.833	13-3	.813	1-1	1-1 NCAA
10-11	32-5	.865	13-1	.929	10-1	.909	9-3	.750	14-2	.875	2-1	2-1 NCAA
11-12	26-9	.743	13-3	.813	8-3	.727	5-3	.625	12-4	.750	1-1	1-1 NCAA
12-13	24-12	.667	15-3	.833	7-5	.583	2-4	.333	10-6	.625	0-1	3-1 NIT
13-14	23-12	.657	14-1	.933	5-8	.385	4-3	.571	13-5	.722	2-1	0-1 NCAA
14-15	23-8	.742	13-3	.813	8-3	.727	2-2	.500	13-5	.722	0-0	0-0
Totals	255-86	.748	144-15	.906	76-46	.623	35-25	.583	126-38	.768	11-9	7-9

ROSE'S MILESTONE VICTORIES

Win	Date	Opponent	Score	Record
25	12/06/06	San Jose State	81-69	25-11 (.694)
50	11/23/07	vs. No. 6 Louisville	78-76	50-18 (.735)
75	11/20/08	North Florida	74-41	75-26 (.743)
100	11/20/09	at Hawaii	83-65	100-34 (.746)
125	03/06/10	at TCU	107-77	125-38 (.767)
150	02/09/11	at Air Force	90-52	150-42 (.781)
175	01/16/12	at San Diego	82-63	175-49 (.781)
200	01/19/13	San Diego	74-57	200-59 (.772)
225	02/06/14	Santa Clara	89-76	225-75 (.750)
250	02/07/14	at Loyola Marymount	87-68	250-86 (.744)

BYU VS. SANTA CLARA

Overall Series Record: BYU leads 23-5
 BYU Record in Provo: 13-2
 BYU Record at Santa Clara: 9-3
 BYU Record at Neutral Sites: 1-0
 BYU Record Under Dave Rose: 8-0

Last 5 games vs. Santa Clara

2-2-13	Santa Clara	96-79	W
1-18-14	at Santa Clara	91-81	W
2-6-14	Santa Clara	89-76	W
1-1-15	at Santa Clara	81-46	W
1-31-15	Santa Clara	78-57	W

Santa Clara's projected starting lineup

No.	Name	Ht.	Pos.	Ppg	Rpg
4	Jarvis Pugh	6-6	F	3.1	3.6
43	Nate Kratch	6-6	F	5.1	4.6
3	Brandon Clark	6-0	G	15.5	3.6
20	Denzel Johnson	6-4	G	8.6	2.8
23	Jared Brownridge	6-2	G	15.4	3.0

Santa Clara's last game

W, 71-70 vs. Saint Mary's, 2/28/15

BYU VS. LOYOLA MARYMOUNT

Overall Series Record: BYU leads 8-4
 BYU Record in Provo: 4-2
 BYU Record at Loyola Marymount: 3-2
 BYU Record at Neutral Sites: 1-0
 BYU Record Under Dave Rose: 8-3

Last 5 games vs. Loyola Marymount

12-28-13	at Loyola Marymount	76-87	L
1-11-14	Loyola Marymount	91-68	W
3-8-14	vs. Loyola Marymount	85-74	W
1-10-15	Loyola Marymount	85-72	W
2-7-15	at Loyola Marymount	87-68	W

Loyola Marymount's projected starting lineup

No.	Name	Ht.	Pos.	Ppg	Rpg
24	Ayodeji Egbeyemi	6-3	G	9.5	3.5
23	Chase Flint	6-2	G	2.5	2.0
45	David Humphries	6-4	G	6.8	4.3
22	Godwin Okonji	6-7	F	7.4	5.6
42	Marin Mornar	6-9	F	10.1	5.4

Loyola Marymount's last game

L, 49-65 at Pepperdine, 2/28/15

BY THE NUMBERS

1 Kyle Collinsworth is the only player in the country in the top 100 in rebounds (43rd), assists (17th) and steals (48th).

4 The number of conference players of the year for BYU since Dave Rose became head coach in 2005. Keena Young (2007), Lee Cummar (2008) and Jimmer Fredette (2011) all earned Mountain West Conference Player of the Year honors. Tyler Haws became BYU's first West Coast Conference Player of the Year in 2014.

5 The number of triple-doubles by Kyle Collinsworth this season, the most by a single player in a season in NCAA history. Collinsworth's triple-doubles have come against Hawai'i, Gonzaga, at San Francisco, at Pacific and at LMU. The previous record was held by four other players: Michael Anderson (Drexel, 1985-86), Brian Shaw (UC Santa Barbara, 1987-88), Jason Kidd (California, 1993-94) and Stephane Lasme (UMass, 2006-07).

9 The number of career records held by Tyler Haws. He owns the BYU career marks in total points, free throws made, free throw percentage, games started, minutes played, games in double figures and 20-point games. He also holds the West Coast Conference record for free throws made in all games and free throws made in conference games only.

9 The number of times a player in the West Coast Conference has scored 35 points or more in a single game since BYU joined the league in 2011. Six of the eight instances have been achieved by Tyler Haws: 42 vs. Virginia Tech on 12/29/12, 37 vs. Washington on 3/19/13, 35 vs. Pepperdine on 1/9/14, 48 at Portland on 1/23/14, 38 vs. Pacific on 1/30/14 and 35 at Utah State on 12/2/14. The other two players to reach 35 are Stephen Holt of Saint Mary's (35 on 2/22/14), Jared Brownridge of Santa Clara (38 on 3/1/14) and Kyle Wiltjer of Gonzaga (45 at Pacific, 2/19/15).

10 The number of career games for Tyler Haws shooting 100 percent from the free throw line with a minimum of 10 attempts, a BYU record. He hit 10 of 10 at Wyoming on Feb. 20, 2010, 12 of 12 vs. Cal State Northridge on Nov. 24, 2012, 10 of 10 vs. Utah on Dec. 8, 2012, 10 of 10 at Weber State on Dec. 15, 2012, 14 of 14 at Loyola Marymount on March 2, 2013, 11 of 11 vs. Wichita State on Nov. 26, 2013, 14 of 14 vs. San Francisco on March 10, 2014, 11 of 11 vs. Gonzaga on March 11, 2014, 10 of 10 vs. Hawaii on Dec. 6, 2014 and 10 of 10 vs. San Diego on Feb. 19, 2015.

10 The number of consecutive seasons BYU has won at least 20 games. BYU has also reached the postseason in nine-straight seasons. Both streaks are program records.

17 The number of 3s BYU hit vs. Chaminade at the Maui Invitational on Nov. 25, a program record. The previous record was 15.

60 The number of consecutive games Tyler Haws scored in double figures dating back to his sophomore season, a career-best streak and the 3rd-best streak in BYU history. The streak ended on Dec. 23, 2014, against UMass.

88.3 Tyler Haws' career free-throw percentage, first all-time in BYU history. He has hit 708 of 802 from the line in his career.

255 Dave Rose (2005 to present) is second all-time in BYU basketball history with 255 career victories, behind only the great Stan Watts, who coached the Cougars to 371 wins from 1949 to 1972 and was inducted into the Naismith Memorial Basketball Hall of Fame in 1986. Rose and Watts are the only BYU coaches to coach at least 300 career games.

2,624 The number of points Tyler Haws has scored in his career, first all-time in BYU history and 29th in NCAA history.

BYU WCC PLAYER OF THE WEEK HONORS

Name	Date	Notes
Kyle Collinsworth	Dec. 8, 2014	19.5 points, 11.0 rebounds, 7.0 assists 2.0 steals ... wins vs. Utah State, Hawai'i ... triple-double vs. Hawai'i
Kyle Collinsworth	Dec. 29, 2014	17.3 points, 11.0 boards, 6.0 assists, 2.0 steals ... wins vs. UMass, Portland ... triple-double in loss to Gonzaga
Kyle Collinsworth	Feb. 9, 2015	18.0 points, 11.0 rebounds, 6.0 assists, 1.5 steals ... NCAA single-season record 5th triple-double at LMU
Kyle Collinsworth	Mar. 2, 2015	17.5 points, 7.0 rebounds, 7.0 assists, 2.5 steals ... wins at Portland and No. 3/2 Gonzaga

BYU'S CONFERENCE TOURNAMENT HISTORY

3/9/84	v. New Mexico (El Paso)	55-64 L
3/04/85	Air Force (Provo)	79-82 L
3/06/86	v. New Mexico	68-79 L
3/05/87	v. Air Force (Albuquerque)	82-79 (OT) W
3/06/87	at New Mexico	86-93 L
3/10/88	Hawaii (Provo)	76-74 W
3/11/88	UTEP	63-66 L
3/10/89	v. Hawaii (Salt Lake City)	69-72 L
3/8/90	v. Utah (El Paso)	61-62 (OT) L
3/7/91	v. CSU (Laramie)	69-56 W
3/8/91	v. Hawaii	73-71 (OT) W
3/9/91	v. Utah	51-49 (OT) W
3/12/92	v. Air Force (Fort Collins)	72-51 W
3/13/92	v. Utah	75-62 W
3/14/92	v. UTEP	73-71 W
3/11/93	v. Hawaii (Salt Lake City)	85-71 W
3/12/93	v. New Mexico	59-68 L
3/10/94	v. Utah (Salt Lake City)	96-65 W
3/11/94	v. Fresno State	87-72 W
3/12/94	v. Hawaii	66-73 L
3/9/95	v. CSU (Albuquerque)	73-75 L
3/7/96	v. CSU (Albuquerque)	84-100 L
3/3/98	v. Tulsa (Las Vegas)	56-59 L
3/2/99	v. TCU (Las Vegas)	90-74 W
3/4/99	v. Utah	62-61 L
3/9/00	v. New Mexico (Las Vegas)	55-43 W
3/10/00	v. Utah	58-54 W
3/11/00	at UNLV	56-79 L
3/8/01	v. Air Force (Las Vegas)	69-54 W

3/9/01	v. Wyoming	77-66 W
3/10/01	v. New Mexico	69-65 W
3/7/02	v. San Diego State (Las Vegas)	51-62 L
3/13/03	v. New Mexico (Las Vegas)	71-56 W
3/14/03	v. Colorado State (OT)	80-86 L
3/11/04	v. Wyoming (Denver)	79-74 W
3/12/04	v. Utah	51-54 L
3/10/05	v. New Mexico (Denver)	71-85 L
3/9/06	v. Utah (Denver)	70-74 L
3/8/07	v. TCU (in Las Vegas)	77-64 W
3/9/07	v. Wyoming	96-84 W
3/10/07	at UNLV	70-78 L
3/13/08	v. Colorado State (Las Vegas)	89-62 W
3/14/08	v. San Diego State	63-54 W
3/15/08	at UNLV	61-76 L
3/12/09	v. Air Force (Las Vegas)	80-69 W
3/13/09	v. San Diego State	62-64 L
3/11/10	v. TCU (Las Vegas)	95-85 W
3/12/10	at UNLV	66-70 L
3/10/11	vs. TCU (Las Vegas)	64-58 W
3/11/11	vs. New Mexico	87-76 W
3/12/11	vs. San Diego State	54-72 L
3/2/12	vs. San Diego (Las Vegas)	73-68 W
3/3/12	vs. Gonzaga	58-77 L
3/8/13	vs. San Diego	69-72 L
3/8/14	vs. Loyola Marymount (Las Vegas)	85-74 W
3/10/14	vs. San Francisco (OT)	79-77 W
3/11/14	vs. Gonzaga	64-75 L

BYU CONFERENCE TOURNAMENT BREAKDOWN

Conference Tournament Record	30-27
First Round Record	18-12
Second Round Record	9-9
Championship Finals Record	3-6
WAC Tournament Record (1984-1999)	12-13
MWC Tournament Record (2000-2011)	15-11
WCC Tournament Record (2012-present)	3-3
Tournament Record (NEUTRAL)	29-20
Tournament Record (HOME)	1-2
Tournament Record (AWAY)	0-5

ALL-TOURNAMENT HONOREES (SINCE 2000)

2000	Terrell Lyday, Jr., Guard
2001	Mekeli Wesley, Sr. Forward – MVP Terrell Lyday, Sr., Guard
2004	Rafael Araujo, Sr., Center
2007	Lee Cummar, So., Guard Trent Plaisted, So., Forward/Center Keena Young, Sr., Forward
2008	Lee Cummar, Jr., Guard
2009	Jimmer Fredette, So., Guard
2010	Jimmer Fredette, Jr., Guard
2011	Jimmer Fredette, Sr., Guard – MVP
2014	Tyler Haws, Jr., Guard Kyle Collinsworth, So., Guard

QUICK FACTS

University Information

Location: Provo, Utah 84602
 Elevation: 4,553 feet
 Enrollment: 33,336 (Daytime)
 Founded: October 15, 1875
 Owned: The Church of Jesus Christ of Latter-day Saints
 Nickname: Cougars
 Mascot: Cosmo
 Colors: Blue and White
 Arena (capacity): Marriott Center (20,900)
 Conference: West Coast Conference
 President: Kevin J Worthen (BYU, 1979)
 Athletic Director: Tom Holmoe (BYU, 1983)
 Athletic Website: BYUCougars.com
 Tickets: (801) 422-BYU1 or (800) 322-BYU1

BYU Coaching Staff

Head Coach: Dave Rose
 Alma Mater (year): Houston (1983)
 Record at School (years): 255-86 (10th year)
 Career Division I Record (years): same
 Basketball Office Fax: (801) 422-5965
 Assistant Coaches (Alma Mater, year)
 Terry Nashif (BYU, 2005)
 Tim LaComb (Utah, 2006)
 Mark Pope (Kentucky, 1996)
 Dir. of Basketball Operations: Cody Fueger (Utah, 2006)

BYU History

First Year of Basketball: 1903
 All-Time Record: 1736-1046 (.624)
 Winning Seasons: 87 (last 2014)
 Regular Season Conf. Championships: 29 (last 2011)
 Postseason Appearances (record): 39 (30-40)
 Total NCAA Appearances (record): 28 (15-31)
 Last NCAA Appearance: 2014
 Second Round: L vs. No. 7 seed Oregon, 68-87
 Total NIT Appearances (Record): 11 (15-9)
 Last NIT Appearance: 2013
 Result: Advanced to the semifinals

TRIPLE-DOUBLE MACHINE

Junior guard Kyle Collinsworth has registered five triple-doubles this season, the most in a single season in NCAA history. The career record of six is held by Michael Anderson (Drexel, 1985-88) and Shaquille O'Neal (LSU, 1990-92). See the list below for the most triple-doubles in a single season:

Player, Team	Class	Season	T-D
Kyle Collinsworth, BYU	Jr.	2014-15	5
Michael Anderson, Drexel	So.	1985-86	4
Brian Shaw, UC Santa Barbara	Sr.	1987-88	4
Jason Kidd, California	So.	1993-94	4
Stephane Lasme, UMass	Sr.	2006-07	4
David Robinson, Navy	Jr.	1985-86	3
Shaquille O'Neal, LSU	Jr.	1991-92	3
Gerald Lewis, SMU	Sr.	1992-93	3
Andre Igoudala, Arizona	So.	2003-04	3
Hassan Whiteside, Marshall	Fr.	2009-10	3

Collinsworth's 5 triple-doubles

Opponent	Pts	Reb	Ast
vs. Hawai'i, 12/6/14	19	12	10
Gonzaga, 12/27/14	19	12	10
at San Francisco, 1/3/15	12	12	10
at Pacific, 1/15/15	17	11	11
at Loyola Marymount, 2/7/15	23	12	10

2014-15 BYU STARTING LINEUPS

Opponent	(1)	(2)	(3)	(4)	(5)
Long Beach State	Collinsworth	Fischer	Haws	Austin	Worthington
Arkansas-Little Rock	Collinsworth	Fischer	Haws	Austin	Worthington
Southern Virginia	Halford	Fischer	Haws	Austin	Worthington
vs. San Diego State	Collinsworth	Fischer	Haws	Austin	Worthington
vs. Chaminade	Collinsworth	Fischer	Haws	Austin	Worthington
vs. Purdue	Collinsworth	Fischer	Haws	Austin	Worthington
Eastern Kentucky	Collinsworth	Fischer	Haws	Austin	Neilson
at Utah State	Collinsworth	Fischer	Haws	Austin	Worthington
vs. Hawai'i	Collinsworth	Fischer	Haws	Austin	Worthington
Utah	Collinsworth	Fischer	Haws	Austin	Worthington
at Weber State	Collinsworth	Fischer	Haws	Neilson	Worthington
Stanford	Collinsworth	Fischer	Haws	Neilson	Worthington
UMass	Collinsworth	Fischer	Haws	Neilson	Worthington
Gonzaga	Collinsworth	Fischer	Haws	Neilson	Worthington
Portland	Collinsworth	Fischer	Haws	Winder	Worthington
at Santa Clara	Collinsworth	Fischer	Haws	Winder	Worthington
at San Francisco	Collinsworth	Fischer	Haws	Winder	Worthington
Pepperdine	Collinsworth	Fischer	Haws	Winder	Worthington
Loyola Marymount	Collinsworth	Fischer	Haws	Winder	Worthington
at Pacific	Collinsworth	Fischer	Haws	Halford	Worthington
at Saint Mary's	Collinsworth	Fischer	Haws	Halford	Worthington
at San Diego	Collinsworth	Fischer	Haws	Winder	Worthington
San Francisco	Collinsworth	Fischer	Haws	Winder	Kaufusi
Santa Clara	Halford	Winder	Haws	Nixon	Kaufusi
at Pepperdine	Collinsworth	Winder	Haws	Nixon	Kaufusi
at Loyola Marymount	Collinsworth	Fischer	Haws	Sharp	Kaufusi
Saint Mary's	Collinsworth	Fischer	Haws	Sharp	Kaufusi
Pacific	Collinsworth	Fischer	Haws	Sharp	Kaufusi
San Diego	Collinsworth	Fischer	Haws	Sharp	Kaufusi
at Portland	Collinsworth	Fischer	Haws	Sharp	Kaufusi
at Gonzaga	Collinsworth	Fischer	Haws	Sharp	Kaufusi
vs. SCU/LMU					
Won-Loss Records	(1)	(2)	(3)	(4)	(5)
5-3	Collinsworth	Fischer	Haws	Austin	Worthington
1-0	Halford	Fischer	Haws	Austin	Worthington
1-0	Collinsworth	Fischer	Haws	Austin	Neilson
3-1	Collinsworth	Fischer	Haws	Neilson	Worthington
4-2	Collinsworth	Fischer	Haws	Winder	Worthington
1-1	Collinsworth	Fischer	Haws	Halford	Worthington
1-0	Collinsworth	Fischer	Haws	Winder	Kaufusi
1-0	Halford	Winder	Haws	Nixon	Kaufusi
0-1	Collinsworth	Winder	Haws	Nixon	Kaufusi
6-0	Collinsworth	Fischer	Haws	Sharp	Kaufusi

GAMES PLAYED (RECORD)

	2014-15	Career
Tyler Haws	31 (23-8)	135 (98-37)
Nate Austin	10 (7-3)	116 (80-36)
Anson Winder	27 (20-7)	127 (90-37)
Josh Sharp	19 (18-1)	111 (80-31)
Kyle Collinsworth	29 (21-8)	99 (75-24)
Skyler Halford	30 (23-7)	65 (46-19)
Frank Bartley IV	29 (21-8)	63 (44-19)
Luke Worthington	30 (23-7)	61 (44-17)
Ryan Andrus	17 (15-2)	same
Jordan Ellis	14 (13-1)	same
Chase Fischer	30 (23-7)	same
Corbin Kaufusi	30 (22-8)	same
Isaac Neilson	31 (23-8)	same
Dalton Nixon	25 (19-6)	same
Jake Toolson	23 (18-5)	same

GAMES STARTED (RECORD)

	2014-15	Career
Tyler Haws	31 (23-8)	133 (96-37)
Kyle Collinsworth	29 (21-8)	90 (67-23)
Anson Winder	9 (6-3)	34 (26-8)
Nate Austin	10 (7-3)	53 (35-18)
Josh Sharp	6 (6-0)	31 (24-7)
Skyler Halford	4 (3-1)	17 (13-4)
Luke Worthington	21 (14-7)	24 (17-7)
Chase Fischer	29 (22-7)	same
Isaac Neilson	5 (4-1)	same
Corbin Kaufusi	9 (8-1)	same
Dalton Nixon	2 (1-1)	same

STREAKS

Streak	2014-15	Overall
Current won/loss streak	6 wins	same
At home	6 wins	same
On the road	3 wins	same
On a neutral floor	1 win	same
At home vs. Nonconference	2 wins	same
At home vs. WCC	6 wins	same
On the road vs. Nonconference	2 wins	same
On the road vs. WCC	3 wins	same
On a neutral floor vs. Nonconference	1 win	same
On a neutral floor vs. WCC	—	1 loss
At regular season tournament	1 loss	same
At WCC Tournament	—	1 loss
NCAA Tournament	—	2 losses
At NIT	—	1 loss
Games with a 3-point make	31 games	34 games
Vs. In-state teams	1 win	same
At home vs. in-state teams	1 loss	same
On the road vs. in-state teams	2 wins	same

LEADS AND DEFICITS, BYU'S BIGGEST...

Halftime lead	28 (57-29 at San Francisco)
Halftime lead lost in defeat	13 (38-25 at Pepperdine)
Halftime deficit	10 (29-39 vs. Pepperdine)
Halftime deficit erased in victory	8 (33-41 at Portland)
Overall lead	56 (97-41 vs. SVU)
Margin of victory	53 (101-48 vs. SVU)
Margin of defeat	7 (80-87 vs. Gonzaga)
Lead lost in defeat	16 (38-22 at Pepperdine)
Overall deficit	16 (15-31 vs. Gonzaga)
Deficit overcome in victory	9 (17-26 vs. Hawaii)

ALL-WCC HONOREES

Tyler Haws • All-WCC First Team

- Ranks 3rd in the nation in scoring, 19th in free-throw percentage, 1st in total points, 2nd in field goals made, 5th in field goal attempts, 3rd in free throws made and 7th in free throw attempts
- Ranks 2nd in the WCC in scoring, 2nd in free-throw percentage, 15th in 3-point field goals and 8th in minutes played
- In the BYU record book is the career leader in scoring, free-throw percentage, free-throws made, starts and minutes played
- Has season highs of 35 points, 8 rebounds, 6 assists, 3 steals and 3 blocks
- Has three games with 30-plus points and 22 games with 20-plus points, including a streak of 10-straight games
- A finalist for the Senior CLASS Award
- Named to the Wooden Award Late Season Top 20
- Named to the Naismith Trophy Men's Midseason Top 30
- A Jerry West Award candidate

Kyle Collinworth • All-WCC First Team

- Ranks 17th in the nation in assists, 48th in steals and 43rd in rebounds
- Ranks 11th in the WCC in scoring, 2nd in rebounding, 14th in field goal percentage, 3rd in assists, 2nd in steals, 7th in assist/turnover ratio, 6th in offensive rebounds and 2nd in defensive rebounds
- Holds the NCAA record for triple-doubles in a season with five (against Hawai'i, Gonzaga, at San Francisco, at Pacific, at LMU)
- Is top 15 at BYU in career rebounds (15th), assists (9th) and steals (7th) and 4th in assists in a single season, 10th in steals and tied for 10th in double-doubles
- Has 13 double-doubles and has scored in double figures 22 times
- Has season highs of 23 points, 15 rebounds, 11 assists, 6 steals and 2 blocks
- A Cousy Award candidate

Anson Winder • All-WCC Honorable Mention

- Ranked 12th in the WCC in scoring, 15th in field goal percentage, 4th in steals and 7th in 3-point FG made
- Is 17th at BYU in career steals and 20th in career 3-point field goals
- Has scored in double figures 20 times and reach 20-plus points 3 times
- Has season highs of 25 points, 8 rebounds, 6 assists, 5 steals and 2 blocks

BYU AND THE COMPUTERS

According to the various ratings, rankings and advanced metrics, BYU has had a strong season. See where the Cougars are currently ranked below (as of March 4, 2015):

NCAA Ratings Percentage Index (RPI)	40
ESPN Basketball Power Index (BPI)	25
Pomeroy Ratings	26
Jeff Sagarin Ratings	34
Massey Ratings	28
KPI Sports	44

2014-15 STORYLINES AND NOTES

Dave Rose

BYU head coach Dave Rose has led the Cougars to one of the most successful eras in program history since taking over in 2005. His career record of 255-86 ranks him second in BYU history in total victories and first in winning percentage (.748). Rose has been named conference coach of the year three times, district coach of the year twice, led the Cougars to four conference titles, seven NCAA tournament appearances, two NIT appearances, six 25-win seasons and 10 20-win seasons, including 2014-15. In 2010, he led BYU to its first NCAA tournament win in 17 years and the Cougars won at least one postseason game in the next three seasons, including a spot in the Sweet 16 in 2011, a win in the 2012 NCAA tournament and a trip to the NIT semifinals in 2013.

Hot shooting from downtown

BYU is hitting threes at a record-setting pace in 2014-15. Through 31 games, the Cougars have made 264 threes – fourth most during the Dave Rose era – and are on pace to break the record for threes per game set in 2010-11. See below for more data on BYU's 3-point shooting under Rose.

Season	Games Played	Games w/10-plus 3s	Total 3s	3s/Game	Season	Games Played	Games w/10-plus 3s	Total 3s	3s/Game
2005-06	29	5	202	7.0	2010-11	37	11	312	8.4
2006-07	34	7	256	7.5	2011-12	35	8	233	6.7
2007-08	35	11	285	8.1	2012-13	36	4	213	5.9
2008-09	33	8	238	6.8	2013-14	35	3	177	5.1
2009-10	36	9	292	8.1	2014-15	31	10	264	8.5

Cougars leading the league

Tyler Haws is the first player in WCC history to lead the league in scoring in conference games only in three-consecutive seasons. If he maintains his spot as scoring leader in all games, he will also be the first player in league history to lead the league in scoring in all games in three-straight seasons.

WCC Games Only			All Games		
Name	School	Seasons	Name	School	Seasons
Tyler Haws	BYU	12-13, 13-14, 14-15	Tyler Haws	BYU	12-13, 13-14, 14-15*
Dior Lowhorn	San Francisco	07-08, 08-09	Dior Lowhorn	San Francisco	07-08, 08-09
Jeff Brown	Gonzaga	92-93, 93-94	Jeff Brown	Gonzaga	92-93, 93-94
Terrell Lowery	Loyola Marymount	90-91, 91-92	Terrell Lowery	Loyola Marymount	90-91, 91-92
Quinton Dailey	San Francisco	80-81, 81-82	Kevin Smith	Loyola Marymount	84-85, 85-86
Frank Oleynick	Seattle	73-74, 74-75	Quinton Dailey	San Francisco	80-81, 81-82
William Averitt	Pepperdine	71-72, 72-73	Frank Oleynick	Seattle	73-74, 74-75
Steve Gray	Saint Mary's	61-62, 62-63	William Averitt	Pepperdine	71-72, 72-73
			Steve Gray	Saint Mary's	61-62, 62-63

*WCC Championships and postseason play remain

Prior to Haws, Brandon Davies was the leading scorer in conference games only in 2011-12 and Noah Hartssock was the leader in all games in 2011-12, giving BYU the league leader in both categories in four-straight seasons. LMU is the only program in the WCC to have the league's leading scorer in four-straight games in conference games (1982-83 to 1985-86 and 1987-88 to 1991-92) and all games (1988-89 to 1991-92).

Rose among the nation's best

Dave Rose is 8th in career winning percentage among active NCAA Division I head coaches (as of March 4, 2015).

Rk	Coach	Yrs.	W	L	Pct.	Rk	Coach	Yrs.	W	L	Pct.
1	Mark Few, Gonzaga	16	432	102	.8090	9	Shaka Smart, VCU	6	158	54	.7453
2	Roy Williams, UNC	27	745	199	.7892	10	Jim Boeheim, Syracuse	39	966	332	.7442
3	John Calipari, Kentucky	23	585	175	.7697	11	Bruce Pearl, Auburn	20	474	163	.7441
4	Thad Matta, Ohio State	15	399	122	.7658	12	Rick Pitino, Louisville	30	718	252	.7402
5	Mike Krzyzewski, Duke	40	1010	309	.7657	13	Jamie Dixon, Pittsburgh	12	307	108	.7398
6	Bo Ryan, Wisconsin	31	730	227	.7628	14	Sean Miller, Arizona	11	275	98	.7373
7	Bill Self, Kansas	22	556	180	.7554	15	Josh Pastner, Memphis	6	147	56	.7241
8	Dave Rose, BYU	10	255	86	.7478						

Number of games to...

See the table below for the number of games it has taken BYU's best scorers to reach various milestones.

1,500 Points	1,600 Points	1,700 Points	1,800 Points	1,900 Points	2,000 Points
Danny Ainge - 77	Danny Ainge - 82	Danny Ainge - 87	Danny Ainge - 91	Danny Ainge - 96	Danny Ainge - 99
Kresimir Cosic - 79	Tyler Haws - 90	Tyler Haws - 93	Tyler Haws - 97	Devin Durrant - 102	Devin Durrant - 106
Tyler Haws - 86	Devin Durrant - 93	Devin Durrant - 96	Devin Durrant - 99	Tyler Haws - 102	Tyler Haws - 108
Devin Durrant - 89	Michael Smith - 95	Michael Smith - 99	Michael Smith - 103	Michael Smith - 107	Michael Smith - 110
Michael Smith - 91	Fred Roberts - 103	Jimmer Fredette - 110	Jimmer Fredette - 114	Jimmer Fredette - 118	Jimmer Fredette - 120
Fred Roberts - 98	Jimmer Fredette - 105	Fred Roberts - 111	Fred Roberts - 118		
2,100 Points	2,200	2,300	2,400	2,500	2,600
Danny Ainge - 102	Danny Ainge - 107	Danny Ainge - 112	Danny Ainge - 115	Tyler Haws - 129	Tyler Haws - 134
Devin Durrant - 111	Devin Durrant - 114	Tyler Haws - 121	Tyler Haws - 125	Jimmer Fredette - 136	
Tyler Haws - 112	Tyler Haws - 115	Michael Smith - 122	Jimmer Fredette - 134		
Michael Smith - 115	Michael Smith - 119	Jimmer Fredette - 131			
Jimmer Fredette - 123	Jimmer Fredette - 127				

ESPN's Seth Greenberg names Collinworth a nightmare matchup

Seth Greenberg of ESPN.com named Kyle Collinworth one of the top 10 matchup nightmares in college basketball in an article for ESPN.com Insider. See what he had to say below:

5. Kyle Collinworth, BYU Cougars

2014-15 per game stats: 13.2 points, 8.5 rebounds, 5.9 assists



Collinworth is one of the most complete players in college basketball; he has three triple-doubles already this season. A 6-6, 210-pound guard, he sees the floor, rebounds his position and attacks the basket while shooting 38.5 percent from 3-point range. Collinworth is a hard cutter and a downhill driver who gets to the line more than five times per game. He's an alert defender on and off the ball, and plays with a reckless abandon. He and **Tyler Haws** form one of the most dynamic wing tandems in the nation.

CAREER

Points		
Rk	Name, Years	Pts
1	<i>Tyler Haws, 2009-10, 12-present</i>	2,624
2	Jimmer Fredette, 2007-11	2,599
3	Danny Ainge, 1977-81	2,467
4	Michael Smith, 1983-84, 86-89	2,319
5	Devin Durrant, 1978-80, 82-84	2,285
6	Russell Larson, 1991-95	1,885
7	Fred Roberts, 1978-82	1,841
8	Jeff Chatman, 1984-88	1,824
9	Mekeli Wesley, 1997-01	1,740
10	Mark Bigelow, 1998-99, 01-04	1,715
11	Brandon Davies, 2009-13	1,680
12	Ken Roberts, 1990-91, 93-96	1,652
13	Lee Cummmard, 2005-09	1,569
14	Jonathan Tavemari, 2006-10	1,519
15	Kresimir Cosic, 1970-73	1,513
16	Joe Nelson, 1947-50	1,494
17	Jay Cheesman, 1973-77	1,408
18	Roland Minson, 1948-51	1,407
19	Andy Toolson, 1984-85, 87-90	1,388
20	Trent Plaisted, 2004-08	1,372
21	Marty Haws, 1986-90	1,337
22	Dick Nemelka, 1963-66	1,299
23	Alan Taylor, 1976-80	1,284
24	Jackson Emery, 2005-06, 08-11	1,235
25	Doug Richards, 1971-74	1,218
26	Gary Trost, 1987-88, 90-93	1,205
27	Matt Carlino, 2011-14	1,201
28	Eldon Brinley, 1927-31	1,195
29	Noah Hartssock, 2008-12	1,191
30	Joe Richey, 1950-53	1,177
31	Randy Reid, 1992-96	1,170
32	Kari Liimo, 1966-69	1,156
33	Elwood Romney, 1929-33	1,150
34	Doug Howard, 1967-70	1,143
35	Mel Hutchins, 1947-48, 49-51	1,141
36	Travis Hansen, 2000-03	1,137
37	Steve Schreiner, 1988-91	1,128
38	John Fairchild, 1963-65	1,109
39	Gary Earnest, 1958-61	1,108
40	Terrell Lyday, 1999-01	1,105
41	Mark Handy, 1973-77	1,098
42	Bruce Burton, 1960-63	1,089
43	<i>Kyle Collinsworth, 2010-11, 12-present</i>	1,076
44	Keena Young, 2004-07	1,068
45	Scott Runia, 1976-80	1,051
46	Bernie Fryer, 1970-72	1,030

Points Per Game

Rk	Name, Years	G	Pts	Avg
1	John Fairchild, 1963-65	53	1,109	20.92
2	Danny Ainge, 1977-81	118	2,467	20.91
3	Devin Durrant, 1978-80, 82-84	117	2,285	19.5
4	<i>Tyler Haws, 2009-10, 12-present</i>	135	2,614	19.4
5	Kresimir Cosic, 1970-73	79	1,513	19.2

Field Goals Made

Rk	Name, Years	FG
1	Danny Ainge, 1977-81	987
2	Michael Smith, 1983-84, 86-89	886
3	<i>Tyler Haws, 2009-10, 12-present</i>	881

Field Goal Attempts

Rk	Name, Years	FG
1	Danny Ainge, 1977-81	1,875
2	<i>Tyler Haws, 2009-10, 12-present</i>	1,849
3	Jimmer Fredette, 2007-11	1,843

Free Throws Made

Rk	Name, Years	FT
1	<i>Tyler Haws, 2009-10, 12-present</i>	708
2	Jimmer Fredette, 2007-11	627
3	Devin Durrant, 1978-80, 82-84	621

Free Throw Attempts

Rk	Name, Years	FT
1	Devin Durrant, 1978-80, 82-84	820
2	<i>Tyler Haws, 2009-10, 12-present</i>	802
3	Jimmer Fredette, 2007-11	711
4	Brandon Davies, 2009-13	691
5	Russell Larson, 1991-95	673

Free Throw Percentage*

Rk	Name, Years	FT	FTA	Pct
1	<i>Tyler Haws, 2009-10, 12-present</i>	708	802	.883
2	Jimmer Fredette, 2007-11	627	711	.882
3	Michael Smith, 1983-84, 86-89	431	491	.878
4	Lee Cummmard, 2005-09	294	349	.842
5	Randy Reid, 1992-96	338	407	.830

*Minimum 200 FT Made

3-Point Field Goals Made

Rk	Name, Years	3FG
1	Jimmer Fredette, 2007-11	296
2	Jonathan Tavemari, 2006-10	265
3	Jackson Emery, 2005-06, 08-11	230
4	Mark Bigelow, 1998-99, 01-04	213
5	Mike Rose, 2003-07	163
6	Matt Carlino, 2011-14	157
7	<i>Tyler Haws, 09-10, 12-present</i>	154
8	Lee Cummmard, 2005-09	153
9	Andy Toolson, 1984-85, 87-90	141
10	Nick Sanderson, 1991-93	129
11	Terrell Lyday, 1999-01	127
12	Mark Heslop, 1988-92	126
13	Michael Smith, 1983-84, 86-89	116
14	Randy Reid, 1992-96	114
15	Austin Ainge, 2003-07	113
16	Nathan Call, 1986-88, 90-92	110
17	Jimmy Balderson, 2001-02, 04-07	109
18	Todd Christensen, 1995-96, 98-00	104
19	Brock Zylstra, 2009-13	102
20	<i>Anson Winder, 2011-present</i>	98
21	Robbie Reid, 1993-95	96

Rebounds

Rk	Name, Years	G	Reb	Avg
1	Michael Smith, 1983-84, 86-89	122	922	7.6
2	Kresimir Cosic, 1970-73	79	919	11.6
	Alan Taylor, 1976-80	110	919	8.4
4	Greg Kite, 1979-83	112	847	7.6
5	Brandon Davies, 2009-13	135	840	6.2
6	Fred Roberts, 1978-82	119	838	7.0
7	Steve Trumbo, 1978-82	116	835	7.2
8	Russell Larson, 1991-95	129	821	6.4
9	John Benson, 1954-57	78	803	10.3
10	Mark Handy, 1973-77	96	801	8.3
11	Bruce Burton, 1960-63	78	776	9.9
12	Ken Roberts, 1990-91, 93-96	126	753	6.0
13	Herschel Pedersen, 1953-56	73	721	9.9
14	Jay Cheesman, 1973-77	103	712	6.9
15	<i>Kyle Collinsworth, 2010-11, 13-present</i>	99	707	7.1
16	Jeff Chatman, 1984-88	122	696	5.7
17	Lee Cummmard, 2005-09	131	686	5.2
	Trent Plaisted, 2004-08	103	686	6.7

Steals

Rk	Name, Years	G	Stl	Avg
1	Jackson Emery, 2005-06, 08-11	133	249	1.9
2	Danny Ainge, 1977-81	118	195	1.7
3	Marty Haws, 1986-90	123	182	1.5
4	Jimmer Fredette, 2007-11	139	167	1.2
5	Jonathan Tavemari, 2006-10	132	165	1.3
6	Matt Carlino, 2011-14	96	161	1.7
7	<i>Kyle Collinsworth, 2010-11, 12-present</i>	99	151	1.5
8	Scott Sinek, 1981-85	115	140	1.2
9	Nathan Call, 1986-88, 90-92	129	138	1.1
10	<i>Tyler Haws, 2009-10, 12-present</i>	135	135	1.0
11	Brandon Davies, 2009-13	135	132	1.0
12	Russell Larson, 1991-95	129	131	1.0
13	Lee Cummmard, 2005-09	131	129	1.0
14	Matt Montague, 1996-97, 99-02	122	124	1.0
15	Randy Reid, 1992-96	125	118	0.9
16	Mark Bigelow, 1998-99, 01-04	120	116	1.0
17	<i>Anson Winder, 2011-present</i>	127	107	0.8
18	Ken Roberts, 1990-91, 93-96	126	104	0.8
19	Justin Weidauer, 1991-92, 95-98	85	102	1.2
20	Terrell Lyday, 1999-01	66	99	1.5
21	Mekeli Wesley, 1997-01	115	97	0.8

Steals Per Game

Rk	Name, Years	G	Stl	Avg
1	Jackson Emery, 2005-06, 08-11	133	249	1.87
2	Matt Carlino, 2011-present	96	161	1.677
3	Danny Ainge, 1977-81	118	195	1.652
4	<i>Kyle Collinsworth, 2010-11, 12-present</i>	99	151	1.53
5	Terrell Lyday, 1999-01	66	99	1.50
6	Mike Hall, 2003-05	60	89	1.48
7	Marty Haws, 1986-90	123	182	1.48
8	Robbie Reid, 1993-95	64	94	1.47
9	Rafael Araujo, 2002-04	62	88	1.42
10	Jonathan Tavemari, 2006-10	132	165	1.25
11	Brett Applegate, 1982-84	60	74	1.23
12	Scott Sinek, 1981-85	115	140	1.22
13	Jimmer Fredette, 2007-11	139	167	1.20
14	Justin Weidauer, 1991-92, 95-98	85	102	1.20
15	Michael Vranes, 1996-97, 98-00	63	71	1.13
16	Nathan Call, 1986-88, 90-92	129	138	1.07
17	Kevin Woodberry, 2002-04	62	65	1.05
18	Kevin Santiago, 1988-90	59	61	1.034
19	Matt Montague, 1996-97, 99-02	122	124	1.0164
20	Russell Larson, 1991-95	129	131	1.0155
21	<i>Tyler Haws, 2009-10, 12-present</i>	135	135	1.0

Minutes Played

Rk	Name, Years	G	Stl	Avg
1	<i>Tyler Haws, 2009-10, 12-present</i>	135	4,291	31.8
2	Danny Ainge, 1977-81	118	4,259	36.1
3	Jimmer Fredette, 2007-11	139	4,119	29.6
4	Fred Roberts, 1978-82	119	4,058	34.1

Games Started

Rk	Name, Years	GS
1	<i>Tyler Haws, 2009-10, 12-present</i>	133
2	Randy Reid, 1992-96	123

Games Played

Rk	Name, Years	GS
1	Charles Abouo, 2008-12	141
2	Jimmer Fredette, 2007-11	139
3	Brandon Davies, 2009-13	135
	<i>Tyler Haws, 2009-10, 12-present</i>	135
5	Noah Hartssock, 2008-12	134
6	Jackson Emery, 2005-06, 08-11	133
7	Jonathan Tavemari, 2006-10	132

Offensive Rebounds

Rk	Name, Years	G	Stl	Avg
1	Ken Roberts, 1990-91, 93-96	126	268	2.13
2	Brandon Davies, 2009-13	135	246	1.82
3	Russell Larson, 1991-95	129	245	1.90
4	<i>Nate Austin, 2011-present</i>	116	235	2.03
5	Trent Plaisted, 2004-08	103	231	2.24
6	Gary Trost, 1987-88, 90-93	114	210	1.84
7	<i>Kyle Collinsworth, 2010-11, 13-present</i>	99	210	2.12
8	Lee Cummmard, 2005-09	131	202	1.54
9	Keena Young, 2004-07	88	201	2.28
10	Noah Hartssock, 2008-12	134	194	1.45
11	Mekeli Wesley, 1997-01	115	182	1.58
12	Rafael Araujo, 2002-04	62	178	2.87
13	Charles Abouo, 2008-12	141	177	1.26
14	Justin Weidauer, 1991-92, 95-98	85	176	2.07
15	<i>Tyler Haws, 2009-10, 12-present</i>	135	174	1.29
16	Nathan Cooper, 1995-96, 98-01	122	172	1.8

Most 20-Point Games

Rk	Name, Years	#
1	<i>Tyler Haws, 2009-10, 12-present</i>	72
2	Michael Smith, 1983-84, 86-89	67
3	Danny Ainge, 1977-81	65
4	Jimmer Fredette, 2007-11	63
5	Devin Durrant, 1978-80, 82-84	57

Consecutive 20-Point Games

Rk	Name, Years	Pts
1	Jimmer Fredette, 1/5/11 to 3/24/11	22
2	Danny Ainge, 12/19/80 to 1/24/81	12
	Michael Smith, 12/17/88 to 2/2/89	12
4	Devin Durrant, 12/28/83 to 2/8/84	11
	<i>Tyler Haws, 3/2/13 to 11/25/13</i>	11
6	Michael Smith, 2/9/89 to 3/10/89	10
	<i>Tyler Haws, 1/3/15 to 2/7/15</i>	10
8	Timo Saarelainen, 1/17/85 to 2/9/85	8
	Michael Smith, 3/11/88 to 12/9/88	8
10	Devin Durrant, 11/26/83 to 12/21/83	7
	Devin Durrant, 2/25/84 to 3/17/84	7
	Jimmer Fredette, 3/11/10 to 11/20/10	7
	<i>Tyler Haws, 12/29/12 to 1/19/13</i>	7
	Russell Larson, 12/6/94 to 12/30/94	7
15	Devin Durrant, 1/14/83 to 1/27/83	6
	Jimmer Fredette, 12/8/10 to 12/30/10	6
	<i>Tyler Haws, 11/9/12 to 11/24/12</i>	6
	Kenneth Roberts, 2/15/96 to 3/7/96	6

Most 30-Point Games

Rk	Name, Years	#
1	Jimmer Fredette, 2007-11	24
2	Michael Smith, 1983-84, 86-89	17
	Devin Durrant, 1978-80, 82-84	17
4	<i>Tyler Haws, 2009-10, 12-present</i>	13
5	Danny Ainge, 1977-81	12
6	Kresimir Cosic, 1970-73	10
7	Dick Nemelka, 1963-66	8
8	John Fairchild, 1963-65	

INDIVIDUAL SEASON RECORDS

Points Per Game*

Rk	Name, Years	G	Pts	Avg
1	Jimmer Fredette, 2010-11	37	1,068	28.9
2	Devin Durrant, 1983-84	31	866	27.9
3	Michael Smith, 1988-89	29	765	26.4
4	Danny Ainge, 1980-81	32	782	24.4
5	Dick Nemelka, 1965-66	25	599	24.0
6	Tyler Haws, 2013-14	33	767	23.2
7	Devin Durrant, 1982-83	29	662	22.8
8	Kresimir Cosic, 1971-72	26	581	22.35
9	Jimmer Fredette, 2009-10	34	751	22.1
10	Timo Saarelainen, 1984-85	29	639	22.0
11	Tyler Haws, 2014-15	31	680	21.9
12	Tyler Haws, 2012-13	36	780	21.7

*Minimum 20 Games Played

Points

Rk	Name, Years	G	Pts	Avg
1	Jimmer Fredette, 2010-11	37	1,068	28.9
2	Devin Durrant, 1983-84	31	866	27.9
3	Danny Ainge, 1980-81	32	782	24.4
4	Tyler Haws, 2012-13	36	780	21.7
5	Tyler Haws, 2013-14	33	767	23.2
6	Michael Smith, 1988-89	29	765	26.4
7	Jimmer Fredette, 2009-10	34	751	22.1
8	Tyler Haws, 2014-15	31	680	21.9

3-Point Field Goals

Rk	Name, Years	3FG
1	Jimmer Fredette, 2010-11	124
2	Jackson Emery, 2010-11	92
3	Chase Fischer, 2014-15	89
4	Jonathan Tavemari, 2007-08	88

3-Point Field Goal Percentage*

Rk	Name, Years	3FG	3FGA	Pct
1	Nathan Call, 1991-92	45	85	.529
2	Andy Toolson, 1989-90	74	151	.490
3	Brock Reichner, 2005-06	53	110	.482
4	Austin Ainge, 2006-07	56	117	.479
5	Skyler Halford, 2014-15	43	91	.473
6	Lee Cummond, 2007-08	60	127	.472
7	Mike Rose, 2006-07	61	131	.466
8	Mark Heslop, 1991-92	58	127	.457
9	Jimmer Fredette, 2009-10	77	175	.440
10	Lee Cummond, 2006-07	40	92	.435

*Minimum 35 3FG Made

3-Point Field Goal Percentage*

Rk	Name, Years	3FG	3FGA	Pct
1	Andy Toolson, 1989-90	74	151	.490
2	Jimmer Fredette, 2009-10	77	175	.440
3	Jackson Emery, 2009-10	85	197	.431
4	Chase Fischer, 2014-15	89	215	.414
5	Jimmer Fredette, 2010-11	124	313	.396

*Minimum 70 3FG Made

3-Point Field Goals Per Game*

Rk	Name, Years	G	3FGA	Pct
1	Jimmer Fredette, 2010-11	37	124	3.4
2	Chase Fischer, 2014-15	30	89	3.0
3	Jonathan Tavemari, 2008-09	33	85	2.6
4	Jonathan Tavemari, 2007-08	35	88	2.51
5	Jackson Emery, 2010-11	37	92	2.49

*Minimum 20 Games Played

Free Throw Percentage*

Rk	Name, Years	FT	FTA	Pct
1	Michael Smith, 1988-89	160	173	.925
2	Tyler Haws, 2009-10	110	120	.917
3	Michael Smith, 1986-87	103	114	.904
4	Bob Quinney, 1964-65	55	61	.902
	Chris Nikchevich, 1983-84	55	61	.902
6	Jimmer Fredette, 2010-11	252	282	.894
7	Jimmer Fredette, 2009-10	224	251	.892
8	Tyler Haws, 2013-14	223	253	.881
9	Scott Runia, 1978-79	50	57	.8772
10	Tyler Haws, 2012-13	185	211	.8770
11	Gary Batchelor, 1962-63	104	119	.874
12	Brian Taylor, 1987-88	97	111	.874
13	Tyler Haws, 2014-15	190	218	.872

*Minimum 50 FT Made

Free Throws Made

Rk	Name, Years	FT
1	Jimmer Fredette, 2010-11	252
2	Devin Durrant, 1983-84	242
3	Jimmer Fredette, 2009-10	224
4	Tyler Haws, 2013-14	223
5	Devin Durrant, 1982-83	200
6	Tyler Haws, 2014-15	190

Assists

Rk	Name, Year	G	Ast	Avg
1	Matt Montague, 2001-02	30	217	7.2
2	Nathan Call, 1991-92	32	204	6.4
3	Matt Carlino, 2012-13	36	171	4.8
4	Kyle Collinworth, 2014-15	29	168	5.8
5	Nathan Call, 1990-91	34	164	4.8

Assists Per Game*

Rk	Name, Year	G	Ast	Avg
1	Matt Montague, 2001-02	30	217	7.2
2	Nathan Call, 1991-92	32	204	6.4
3	Kyle Collinworth, 2014-15	29	168	5.8
4	Danny Ainge, 1977-78	30	158	5.3
5	Marty Haws, 1988-89	29	149	5.14

*Minimum 20 Games Played

Steals

Rk	Name, Year	G	Stl	Avg
1	Jackson Emery, 2010-11	37	101	2.7
2	Jackson Emery, 2009-10	35	91	2.6
3	Marty Haws, 1989-90	30	66	2.2
4	Matt Carlino, 2012-13	36	64	1.8
5	Terrell Lyday, 1999-00	33	62	1.9
6	Robbie Reid, 1994-95	32	61	1.9
	Matt Carlino, 2013-14	35	61	1.7
8	Danny Ainge, 1977-78	30	60	2.0
9	Kyle Collinworth, 2013-14	34	57	1.7
10	Kyle Collinworth, 2014-15	29	55	1.90

Steals Per Game*

Rk	Name, Year	G	Stl	Avg
1	Jackson Emery, 2010-11	37	101	2.7
2	Jackson Emery, 2009-10	35	91	2.6
3	Marty Haws, 1989-90	30	66	2.2
4	Danny Ainge, 1977-78	30	60	2.00
5	Robbie Reid, 1994-95	32	61	1.91
6	Kyle Collinworth, 2014-15	29	55	1.90
7	Terrell Lyday, 1999-00	33	62	1.88
8	Matt Carlino, 2012-13	36	64	1.8

*Minimum 20 Games Played

Double-Doubles

Rk	Name, Years	#
1	John Fairchild, 1964-65	22
2	Brett Applegate, 1983-84	21
3	Kresimir Cosic, 1971-72	20
4	Steve Trumbo, 1981-82	18
5	John Fairchild, 1963-64	17
6	Russell Larson, 1993-94	16
	Rafael Araujo, 2003-04	16
8	Bruce Burton, 1962-63	15
	Kresimir Cosic, 1970-71	15
10	Kresimir Cosic, 1972-73	13
	Kyle Collinworth, 2014-15	13

Triple-Doubles

Rk	Name, Years	T-D
1	Kyle Collinworth, 2010-11, 12-present	5*
2	Four players	1

*NCAA single-season record

20-Point Games

Rk	Name, Years	#
1	Jimmer Fredette, 2010-11	33
2	Michael Smith, 1988-89	27
	Devin Durrant, 1983-84	27
4	Tyler Haws, 2012-13	25
5	Danny Ainge, 1980-81	24
6	Michael Smith, 1987-88	22
	Jimmer Fredette, 2009-10	22
	Tyler Haws, 2014-15	22

Most 3-Steals Games

Rk	Name, Years	#
1	Jackson Emery, 2010-11	19
2	Jackson Emery, 2009-10	17
3	Marty Haws, 1989-90	12
4	Matt Carlino, 2012-13	11
	Danny Ainge, 1977-78	11
	Kyle Collinworth, 2010-11, 12-present	11

Most 10 Assist Games

Rk	Name, Years	#
1	Matt Montague, 2000-01	7
2	Kyle Collinworth, 2010-11, 12-present	6
3	Nathan Call, 1991-92	5

Most 3 3-Pointers Games

Rk	Name, Years	#
1	Jimmer Fredette, 2010-11	22
2	Jackson Emery, 2010-11	17
	Jonathan Tavemari, 2008-09	17
4	Jackson Emery, 2009-10	15
	Chase Fischer, 2014-15	15

Most 5 3-Pointers Games

Rk	Name, Years	G
1	Jimmer Fredette, 2010-11	10
2	Jackson Emery, 2010-11	6
	Chase Fischer, 2014-15	6
4	Jackson Emery, 2009-10	5
	Jonathan Tavemari, 2007-08	5

Consecutive Games with a Three

Rk	Name, Years	G
1	Jimmer Fredette, 2010-11	28
2	Jonathan Tavemari, 2008-09	22
3	Terrell Lyday, 1999-00	21
4	Chase Fischer, 2014-15	18
5	Andy Toolson, 1989-90	16
	Jonathan Tavemari, 2007-08	16

FRESHMAN SEASON RECORDS

Blocks

Rk	Name, Years	G	Blk	Avg
1	Shawn Bradley, 1990-91	34	177	5.2
2	Russell Larson, 1991-92	32	41	1.3
3	Alan Pollard, 1984-85	29	30	1.0
	Chris Miles, 2004-05	28	30	1.1
	Corbin Kaufusi, 2014-15	30	30	1.0
6	Trent Plaisted, 2005-06	29	27	0.9

Blocks Per Game*

Rk	Name, Years	G	Blk	Avg
1	Shawn Bradley, 1990-91	34	177	5.2
2	Russell Larson, 1991-92	32	41	1.3
3	Chris Miles, 2004-05	28	30	1.1
4	Alan Pollard, 1984-85	29	30	1.03
5	Corbin Kaufusi, 2014-15	30	30	1.00
6	Trent Plaisted, 2005-06	29	27	0.9
7	Fred Roberts, 1978-79	28	23	0.8
8	Eric Nielsen, 1996-97	26	19	0.731
9	Eric Mika, 2013-14	33	24	0.727
10	Mekeli Wesley, 1997-98	30	21	0.7

*Minimum 20 Games Played

INDIVIDUAL SINGLE GAME

3-Point Field Goals

Rk	Name, Years	3FG
1	Chase Fischer (Jr.) vs. Chaminade, 11/25/2014*	10
2	Jimmer Fredette (Jr.) at Arizona, 12/28/2009	9
3	Mike Rose (Sr.) vs. UNLV, 02/03/2007	8
	Matt Carlino (Jr.) vs. Portland, 02/22/2014	8
	Mike Rose (Fr.) vs. Southern Utah, 11/21/2003	8

*Also set the BYU records for most threes in a half (9) and the most made threes without a miss (8)

3-Point Field Goal Percentage (Freshman)*

Rk	Name, Years	FG	FGA	Pct
1	Jonathan Tavemari vs. TCU, 01/10/2007	6	7	.857
	Anson Winder vs. Buffalo, 12/20/2011	6	7	.857
3	Jimmer Fredette vs. Hartford, 11/20/2007	4	5	.800
	Tyler Haws vs. Wyoming, 01/20/2010	4	5	.800
	Mike Rose vs. Western Oregon, 12/10/2003	4	5	.800
	Isaac Neilson at Weber State, 12/13/2014	4	5	.800
6	Michael Vranes vs. TCU, 03/02/1999	5	7	.714
7	Michael Vranes at UC-Irvine, 12/22/1998	6	9	.667
	Mark Bigelow vs. UTEP, 02/27/1999	4	6	.667
	Robbie Reid at Utah, 01/08/1994	4	6	.667

*Minimum 5 3-Point FG Attempts

TEAM SINGLE GAME

Most Points

Rk	Name, Years	Pts
1	vs. Sacramento State, 02/25/1993	128
	at Americas, 12/10/1965	123
	at San Diego State, 01/24/1980	123
4	vs. Utah State, 12/19/1987	121
	vs. Chaminade, 11/25/2014	121
6	vs. Oral Roberts, 12/23/1978	120
7	vs. Hofstra, 11/30/1983	119
8	at Utah State, 02/01/1968	118

Most Points, 1st Half

Rk	Name, Years	Pts
1	vs. Hofstra, 11/30/1983	66
	vs. Chaminade, 11/25/2014	66

3-Point Field Goals

BYU'S RECORD WHEN ...

Venue	14-15	H	A	N	Under Rose
Overall	23-8	13-3	8-3	2-2	255-86
Home	13-3	—	—	—	144-15
Away	8-3	—	—	—	76-46
Neutral	2-2	—	—	—	35-25
Lead at the half/end of game...	14-15	H	A	N	Under Rose
BYU leads at the half	19-3	12-1	5-2	2-0	211-26
Opponent leads at the half	3-4	1-1	2-1	0-2	37-55
Score tied at the half	1-1	0-1	1-0	0-0	7-5
BYU leads w/5 min left	22-1	12-0	8-1	2-0	241-9
Opponent leads w/5 min left	0-6	0-3	0-2	0-1	11-75
Score tied w/5 min left	1-1	1-0	0-0	0-1	3-2
BYU leads w/1 min left	23-1	13-0	8-0	2-1	249-2
Opponent leads w/1 min left	0-6	0-3	0-3	0-0	3-79
Score tied w/1 min left	0-1	0-0	0-0	0-1	3-5
Game goes into overtime	1-2	1-0	0-0	0-2	8-7
BYU scores...	14-15	H	A	N	Under Rose
100-plus points	2-0	1-0	0-0	1-0	14-1
90-99 points	8-0	4-0	3-0	1-0	47-2
80-89 points	6-3	3-1	3-0	0-2	85-12
70-79 points	7-3	5-0	2-3	0-0	85-26
60-69 points	0-2	0-2	0-0	0-0	20-39
60 or less points	0-0	0-0	0-0	0-0	4-6
Opponent scores...	14-15	H	A	N	Under Rose
100-plus points	0-0	0-0	0-0	0-0	2-3
90-99 points	1-1	1-0	0-0	0-1	3-8
80-89 points	4-4	1-1	2-2	1-1	15-32
70-79 points	7-1	5-0	1-1	1-0	58-35
60-69 points	7-2	4-2	3-0	0-0	105-8
50-59 points	2-0	2-0	0-0	0-0	52-0
50 or less points	2-0	0-0	1-0	0-0	20-0
BYU double figure scorers	14-15	H	A	N	Under Rose
One player in double figures	0-0	0-0	0-0	0-0	1-4
Two players in double figures	4-2	3-1	1-0	0-1	30-21
Three players in double figures	5-3	1-2	4-1	0-0	90-37
Four players in double figures	10-2	6-0	2-2	2-0	90-19
Five players in double figures	3-1	2-0	1-0	0-1	33-5
Six players in double figures	0-0	0-0	0-0	0-0	10-0
Seven players in double figures	1-0	1-0	0-0	0-0	1-0
Shooting, rebounding and TOs	14-15	H	A	N	Under Rose
BYU shoots 50% or better	12-0	8-0	3-0	1-0	113-9
Opponent shoots 50% or better	1-0	1-0	0-0	0-0	15-31
BYU outshoots opponent	16-1	9-0	5-1	2-0	206-16
Opponent outshoots BYU	7-7	4-3	3-2	0-2	48-68
Teams shoot equal FG%	0-0	0-0	0-0	0-0	1-2
BYU outrebounds opponent	19-0	10-0	7-0	2-0	195-23
Opponent outrebounds BYU	4-5	3-2	1-1	0-2	49-57
BYU, opponent tie in rebounds	0-3	0-1	0-2	0-0	11-6
BYU has a positive TO margin	13-4	9-1	4-1	0-2	161-34
BYU has a negative TO margin	7-2	3-2	3-0	1-0	68-43
BYU, opponent tie in TOs	3-2	1-0	1-2	1-0	26-9
Wins, losses and rest	14-15	H	A	N	Under Rose
Coming off a win	15-7	8-3	6-2	1-2	186-68
Coming off a loss	8-1	5-0	2-1	1-0	69-18
Two-plus days between games	13-6	7-3	5-2	1-1	207-66
One day between games	8-1	5-0	3-1	0-0	36-7
Playing the next day	2-1	1-0	0-0	1-1	12-13
Days	14-15	H	A	N	Under Rose
Monday	0-1	0-0	0-0	0-1	6-2
Tuesday	4-0	2-0	1-0	1-0	37-6
Wednesday	1-2	1-1	0-0	0-1	50-14
Thursday	6-2	3-1	3-1	0-0	32-20
Friday	1-0	1-0	0-0	0-0	24-7
Saturday	11-3	6-1	4-2	1-0	106-37

BYU'S RECORD WHEN ...

On television	14-15	H	A	N	Under Rose
All games on TV	23-8	13-3	8-3	2-2	218-80
On BYUtv	11-0	9-0	1-0	1-0	74-6
On ESPN	0-0	0-0	0-0	0-0	1-2
On ESPN2	3-4	1-1	1-1	1-2	10-17
On ESPNU	4-2	3-2	1-0	0-0	16-6
On ESPNNEWS	0-0	0-0	0-0	0-0	1-0
On TWC/ROOT Sports	3-2	0-0	3-2	0-0	7-6
On truTV	0-0	0-0	0-0	0-0	1-3
On CBS	0-0	0-0	0-0	0-0	4-5
On CBS Sports Network	1-0	0-0	1-0	0-0	15-7
On Pac-12 Network	0-0	0-0	0-0	0-0	0-2
On KJZZ	1-0	0-0	1-0	0-0	6-0
Top 25	14-15	H	A	N	Under Rose
vs. a top 25 opponent	1-3	3-2	1-0	0-1	10-27
as a top 25 team	0-0	0-0	0-0	0-0	57-16
Months	14-15	H	A	N	Under Rose
November	5-2	4-0	0-0	1-2	49-12
December	6-2	3-2	2-0	1-0	57-20
January	6-3	3-1	3-2	0-0	61-22
February	6-1	3-0	3-1	0-0	57-13
March	0-0	0-0	0-0	0-0	31-18
April	0-0	0-0	0-0	0-0	0-1
Margin of victory/defeat	14-15	H	A	N	Under Rose
1-4 points	3-3	2-1	1-1	0-1	27-20
5-9 points	3-5	3-2	0-2	0-1	44-25
10-15 points	6-0	3-0	3-0	0-0	64-24
16-19 points	2-0	0-0	2-0	0-0	30-12
20-29 points	5-0	4-0	0-0	1-0	53-5
30-39 points	3-0	0-0	2-0	1-0	24-0
40-49 points	0-0	0-0	0-0	0-0	8-0
50+ points	1-0	1-0	0-0	0-0	5-0

FREE THROW STREAKS

Haws	31	3/8/14 - 11/14/14
Halford	25	2/13/14 - 12/29/14
Haws	24	12/2/14 - 12/10/14
Haws	16	12/27/14 - 12/29/14
Haws	16	2/14/15 - 2/26/15
Haws	15	1/29/15 - 2/5/15
Haws	14	11/26/14 - 12/2/14
Haws	14	1/15/15 - 1/17/15
Halford	14	2/5/15 - 2/28/15
Nixon	13	11/19/14 - present
Winder	12	2/5/15 - 2/7/14
Collinsworth	12	11/29/14 - 12/6/14
Fischer	12	12/27/14 - 1/15/15
Halford	12	1/15/15 - 1/29/15
Haws	12	1/24/15 - 1/29/15
Collinsworth	12	2/19/15 - 2/28/15
Winder	10	12/23/14 - 12/27/14
Bartley	10	12/6/14 - 1/3/15
Haws	10	1/8/15 - 1/15/15

DUNKS

	2014-15	Career
Nate Austin	0	16
Tyler Haws	4	18
Josh Sharp	2	14
Anson Winder	1	3
Kyle Collinsworth	19	47
Frank Bartley IV	0	2
Luke Worthington	3	3
Dalton Nixon	4	4
Corbin Kaufusi	10	10
Ryan Andrus	1	1
Isaac Neilson	3	3
BYU	47	
Opponents	26	

LATE GAME FREE THROWS, 5:00-2:00

Player	Season	Career
Nate Austin	2-2 (.000)	5-10 (.500)
Kyle Collinsworth	16-19 (.842)	32-49 (.653)
Tyler Haws	28-30 (.933)	91-100 (.910)
Josh Sharp	3-4 (.750)	7-12 (.583)
Anson Winder	9-10 (.900)	18-23 (.783)
Skyler Halford	5-6 (.833)	12-14 (.857)
Frank Bartley IV	4-4 (1.000)	6-8 (.750)
Luke Worthington	0-0 (.000)	1-2 (.500)
Isaac Neilson	3-6 (.500)	3-6 (.500)
Corbin Kaufusi	3-5 (.600)	3-5 (.600)
Chase Fischer	4-6 (.667)	4-6 (.667)
Jake Toolson	2-2 (1.000)	2-2 (1.000)
Ryan Andrus	2-2 (1.000)	2-2 (1.000)
Totals	81-96 (.844)	
Under Rose	646-877 (.737)	

LATE GAME FREE THROWS, 2:00-0:00

Player	Season	Career
Nate Austin	1-2 (.500)	13-20 (.650)
Kyle Collinsworth	14-16 (.875)	29-48 (.630)
Tyler Haws	21-24 (.875)	92-101 (.911)
Josh Sharp	0-0 (.000)	8-12 (.667)
Anson Winder	21-29 (.704)	40-58 (.690)
Luke Worthington	0-0 (.000)	2-4 (.500)
Frank Bartley IV	4-7 (.571)	5-14 (.357)
Skyler Halford	22-24 (.917)	34-36 (.944)
Chase Fischer	3-4 (.750)	3-4 (.750)
Isaac Neilson	1-3 (.333)	1-3 (.333)
Dalton Nixon	3-3 (1.000)	3-3 (1.000)
Corbin Kaufusi	2-3 (.667)	2-3 (.667)
Jordan Ellis	0-2 (.000)	0-2 (.000)
Ryan Andrus	2-2 (1.000)	2-2 (1.000)
Totals	94-119 (.790)	
Under Rose	824-1098 (.750)	

2014-15 SCORING BY HALF (BYU-OPPONENT)

Opponent	1st half	Margin	FG %	2nd half	Margin	FG %	OT	Margin	FG %	Final	Margin	FG %
Long Beach State	46-47	-1	53.8-50.0	49-43	+6	50.0-58.6	---	---	---	95-90	+5	51.9-54.1
Arkansas-Little Rock	37-28	+9	46.7-25.8	54-34	+20	59.0-43.3	---	---	---	91-62	+29	53.6-34.4
Southern Virginia	49-22	+27	47.2-28.6	52-26	+26	62.5-29.6	---	---	---	101-48	+53	54.4-29.0
vs. San Diego State	33-41	-8	39.9-48.5	34-26	+8	43.3-47.6	20-25	-5	30.0-50.0	87-92	-5	38.5-48.5
vs. Chaminade	66-43	+23	62.2-38.9	55-42	+13	48.6-36.1	---	---	---	121-85	+36	55.4-37.5
vs. Purdue	35-40	-5	37.9-50.0	46-41	+5	53.6-41.7	4-6	-2	20.0-42.9	85-87	-2	43.5-45.8
Eastern Kentucky	32-30	+2	50.0-52.4	58-46	+12	64.5-46.4	---	---	---	90-76	+14	58.2-49.0
at Utah State	31-32	-1	33.3-46.4	60-49	+11	45.5-44.8	---	---	---	91-81	+10	39.4-45.6
vs. Hawai'i	37-30	+7	41.2-37.5	53-40	+13	57.7-38.2	---	---	---	90-70	+20	48.3-37.9
Utah	31-30	+1	42.9-40.7	30-35	-5	32.4-52.4	---	---	---	61-65	-4	36.9-45.8
at Weber State	39-25	+14	57.1-36.0	37-35	+2	54.3-37.3	---	---	---	76-60	+16	54.3-37.3
Stanford	36-35	+1	43.8-48.5	43-42	+1	41.4-48.5	---	---	---	79-77	+2	42.6-48.5
UMass	32-30	+2	38.2-37.0	30-32	-2	36.4-63.6	15-9	+6	66.7-30.0	77-71	+6	39.0-45.8
Gonzaga	43-43	0	46.7-50.0	37-44	-7	32.1-48.4	---	---	---	80-87	-7	39.7-49.2
Portland	43-37	+6	45.2-40.7	54-51	+3	55.9-52.8	---	---	---	97-88	+9	50.8-47.6
at Santa Clara	41-22	+19	53.6-28.6	40-24	+16	40.0-32.1	---	---	---	81-46	+35	47.2-30.4
at San Francisco	57-29	+28	74.1-38.5	42-39	+3	46.4-43.8	---	---	---	99-68	+31	60.0-41.4
Pepperdine	29-39	-10	36.4-46.7	32-28	+4	40.0-37.5	---	---	---	61-67	-6	38.1-42.6
Loyola Marymount	47-36	+11	50.0-43.8	38-36	+2	52.0-46.4	---	---	---	85-72	+13	50.9-45.0
at Pacific	43-34	+9	53.3-50.0	50-46	+4	54.5-41.9	---	---	---	93-80	+13	53.8-45.8
at Saint Mary's	37-45	-8	44.0-45.5	40-37	+3	46.7-50.0	---	---	---	77-82	-5	45.5-47.5
at San Diego	38-33	+5	53.3-36.7	36-44	-8	36.4-50.0	---	---	---	74-77	-3	44.4-43.3
San Francisco	34-30	+4	37.5-44.0	44-44	0	42.4-51.6	---	---	---	78-74	+4	40.0-48.2
Santa Clara	35-29	+6	34.6-34.4	43-28	+15	46.4-34.5	---	---	---	78-57	+21	40.7-34.4
at Pepperdine	38-25	+13	56.0-34.6	36-55	-19	39.3-64.0	---	---	---	74-80	-6	47.2-49.0
at Loyola Marymount	40-30	+10	51.9-35.5	47-38	+9	40.6-54.2	---	---	---	87-68	+19	45.8-43.6
Saint Mary's	42-30	+12	53.3-42.3	40-30	+10	46.4-39.1	---	---	---	82-60	+22	50.0-40.8
Pacific	33-30	+3	42.3-36.4	51-29	+22	56.3-37.5	---	---	---	84-59	+25	50.0-36.9
San Diego	33-28	+5	40.9-40.0	42-34	+8	51.9-48.0	---	---	---	75-62	+13	46.9-44.0
at Portland	33-41	-8	34.3-53.6	49-28	+21	54.5-34.8	---	---	---	82-69	+13	44.1-45.1
at Gonzaga	36-36	0	39.4-50.0	37-34	+3	46.2-37.0	---	---	---	73-70	+3	42.4-43.9
vs. SCU/LMU												
Season Totals	38.9-33.2	+5.7	46.2-41.6	43.8-37.4	+6.4	47.7-44.8	13.0-13.3	-0.3	32.1-41.4	84.0-71.9	+12.1	46.7-43.1

* Superlatives in bold

2014-15 Offensive Trends (BYU-Opponent)

Opponent	Points/Point	Points Off TO	2nd Chance Points	Fastbreak Points	Bench Points	Big Run	Big Lead					
Long Beach State	24	34	19	15	4	13	9	7	43	26	9-0/6-0	10/5
Arkansas-Little Rock	52	20	24	7	10	13	14	0	34	21	14-0/8-0	31/3
Southern Virginia	54	16	35	8	20	12	24	2	66	26	16-0/7-0	56/-
vs. San Diego State	28	40	15	13	15	22	4	8	29	30	8-0/11-0	5/11
vs. Chaminade	34	32	27	8	17	17	11	9	50	29	16-0/8-0	36/-
vs. Purdue	28	38	17	9	16	7	14	2	27	20	7-0/11-0	4/8
Eastern Kentucky	30	26	22	17	12	5	10	2	33	15	9-0/6-0	25/3
at Utah State	26	26	18	4	18	8	11	2	24	4	12-0/6-0	14/5
vs. Hawai'i	34	38	12	22	14	11	16	4	21	7	13-0/13-0	24/9
Utah	26	32	24	13	10	7	8	6	16	27	14-0/10-0	4/13
at Weber State	14	30	21	15	7	7	0	0	25	10	10-0/7-0	20/-
Stanford	30	28	22	13	25	13	9	5	13	12	8-0/11-0	13/2
UMass	28	32	18	15	14	14	6	10	41	17	10-0/12-0	7/7
Gonzaga	24	36	11	13	9	13	6	6	40	15	9-0/12-0	6/16
Portland	44	22	22	6	12	6	16	0	14	14	13-0/9-0	22/5
at Santa Clara	22	16	20	5	6	0	6	2	33	7	17-0/6-0	38/-
at San Francisco	28	26	11	10	18	4	2	2	28	10	11-0/6-0	35/3
Pepperdine	30	22	9	9	16	8	6	4	6	31	7-0/6-0	-/14
Loyola Marymount	20	26	27	11	10	19	9	2	12	17	13-0/8-0	17/-
at Pacific	26	40	17	20	12	7	7	8	17	37	10-0/5-0	16/-
at Saint Mary's	26	42	18	17	6	12	0	6	8	15	11-0/10-0	6/11
at San Diego	14	20	15	11	16	16	0	0	22	46	7-0/8-0	9/7
San Francisco	34	34	27	8	12	7	10	4	20	23	8-0/5-0	8/4
Santa Clara	8	20	9	9	14	15	2	0	31	11	18-0/5-0	27/6
at Pepperdine	36	30	11	11	19	11	4	8	19	30	14-0/8-0	16/9
at Loyola Marymount	30	22	11	9	19	8	4	2	31	30	9-0/10-0	20/5
Saint Mary's	28	32	21	12	21	11	10	2	28	17	13-0/5-0	31/-
Pacific	30	22	8	10	23	18	9	2	27	12	14-0/6-0	25/3
San Diego	30	26	15	12	8	8	12	3	27	21	13-0/7-0	17/7
at Portland	34	32	23	8	14	13	4	4	32	6	13-0/9-0	15/8
at Gonzaga	24	28	14	11	19	12	4	2	23	30	8-0/7-0	11/-
vs. SCU/LMU												
Season Totals	896	888	563	351	436	337	247	114	840	616		
Times Led, Record (W/L/T)	12-2/9-6/2-0		19-5/3-1/1-2		15-4/4-3/4-1		18-3/2-3/3-2		18-2/4-6/1-0			
Under Rose (W/L/T)	162-30/77-54/16-2		201-33/46-48/8-5		162-36/76-46/17-4		185-44/43-28/27-14		149-34/99-49/7-3			

* Superlatives in bold



2014-15 WCC Standings (as of 2/28/15)

	Overall	Pct	WCC	Pct
Gonzaga	29-2	.935	17-1	.644
BYU	23-8	.742	13-5	.722
Saint Mary's	21-8	.724	13-5	.722
Pepperdine	17-12	.586	10-8	.556
San Diego	15-15	.500	8-10	.444
Portland	16-14	.533	7-11	.389
San Francisco	13-17	.433	7-11	.389
Santa Clara	13-17	.433	7-11	.389
Pacific	12-18	.400	4-14	.222
Loyola Marymount	8-22	.267	4-14	.222

2014-15 WCC Players of the Week

Nov. 17	Brandon Clark, Santa Clara
Nov. 24	Brad Waldow, Saint Mary's
Dec. 1	Kevin Pangos, Gonzaga
Dec. 8	Kyle Collinsworth, BYU
Dec. 15	Kyle Wiltjer, Gonzaga
Dec. 22	Dulani Robinson, Pacific
Dec. 29	Kyle Collinsworth, BYU
Jan. 5	Przemek Karnowski, Gonzaga
Jan. 12	Stacy Davis, Pepperdine
Jan. 19	Brad Waldow, Saint Mary's
Jan. 26	Brandon Clark, Santa Clara
Feb. 2	Domantas Sabonis, Gonzaga
Feb. 9	Kyle Collinsworth, BYU
Feb. 16	Kyle Wiltjer, Gonzaga
Feb. 23	Kyle Wiltjer, Gonzaga
Mar. 2	Kyle Collinsworth, BYU

WCC Honors

Player of the Year: Kevin Pangos, Gonzaga
 Coach of the Year: Mark Few, Gonzaga
 Defender of the Year: Gary Bell, Jr., Gonzaga
 Newcomer of the Year: Kyle Wiltjer, Gonzaga

2014-15 All-WCC First Team

Player	School	Yr.	Pos.
Jared Brownridge	Santa Clara	So.	G
Kerry Carter	Saint Mary's	Sr.	G
Kyle Collinsworth	BYU	Jr.	G
Stacy Davis	Pepperdine	Jr.	F
Johnny Dee	San Diego	Sr.	G
Tyler Haws	BYU	Sr.	G
Przemek Karnowski	Gonzaga	Jr.	C
Kevin Pangos	Gonzaga	Sr.	G
Brad Waldow	Saint Mary's	Sr.	C
Kyle Wiltjer	Gonzaga	Jr.	F

2014-15 All-WCC Second Team

Player	School	Yr.	Pos.
Gary Bell Jr.	Gonzaga	Sr.	G
Domantas Sabonis	Gonzaga	Fr.	F
Mark Tollefsen	San Francisco	Jr.	F
Byron Wesley	Gonzaga	Sr.	G
Alec Wintering	Portland	So.	G

2014-15 WCC All-Freshman Team

Player	School	Pos.
Matt Hubbard	Santa Clara	F
Emmett Naar	Saint Mary's	G
Shawn Olden	Pepperdine	G
Domantas Sabonis	Gonzaga	F
Devin Watson	San Francisco	G

2014-15 WCC Honorable Mention Selections

Christopher Anderson, San Diego; Kevin Bailey, Portland; Aaron Bright, Saint Mary's; Brandon Clark, Santa Clara; Jett Raines, Pepperdine; Thomas van der Mars, Portland; T.J. Wallace, Pacific; *Anson Winder, BYU*

TEAM	All	Conf
WCC Stats (as of 2/28/15)		
Scoring Offense	1	1
Scoring Defense	10	7
Scoring Margin	2	2
FT Percentage	1	1
FG Percentage	2	3
FG Percentage Defense	6	5
3FG Percentage	4	4
3FG Percentage Defense	2	2
3-Point FG Made/Game	1	1
Rebounding Offense	1	1
Rebounding Defense	7	5
Rebounding Margin	3	3
Blocked Shots	6	T5
Assists	1	1
Steals	1	2
Turnover Margin	1	2
Assist/Turnover Ratio	2	2
Offensive Rebounds	1	2
Defensive Rebounds	2	2
Defensive Reb Pct	3	3
Offensive Reb Pct	3	2
NCAA Stats (as of 3/4/15)	Rank	Actual
Won-Lost Percentage	35	74.2
Scoring Offense	2	84.0
Scoring Defense	301	71.9
Scoring Margin	17	12.1
Field-Goal Percentage	48	46.7
Field-Goal Pct Defense	186	43.1
3-Point Field Goals/Game	22	8.5
3-Point Field-Goal Pct	37	38.7
3-Point FG Defense	71	31.9
Free-Throw Percentage	6	76.8
Rebound Margin	36	5.0
Assists Per Game	3	17.1
Assist Turnover Ratio	9	1.45
Blocked Shots Per Game	223	3.0
Steals Per Game	32	7.8
Turnovers Per Game	86	11.8
Turnover Margin	59	1.8
Personal Fouls Per Game	306	20.4
Total Blocks	200	94
Total Assists	3	529
Total Rebounds	8	1202
Free Throw Attempts	1	786
Free Throws Made	1	604
3-Point Field Attempts	28	683
Total 3-Point FGs Made	15	264
Total Steals	23	242
Fewest Turnovers	156	366
Fewest Fouls	327	633
Offensive Rebounds/Game	53	12.35
Defensive Rebounds/Game	16	26.42
Total Rebounds/Game	15	38.77

INDIVIDUAL	Top BYU player - All	Rank	Top BYU player - Conf	Rank
WCC (as of 2/28/15)				
Scoring	Tyler Haws	1	Tyler Haws	1
Rebounding	Kyle Collinsworth	2	Kyle Collinsworth	1
FG Percentage	Kyle Collinsworth	14	Skyler Halford	4
Assists	Kyle Collinsworth	3	Kyle Collinsworth	1
FT Percentage	Tyler Haws	2	Tyler Haws	4
Steals	Kyle Collinsworth	2	Anson Winder	3
3FG Percentage	Skyler Halford	2	Skyler Halford	2
3FG Made/Game	Chase Fischer	1	Chase Fischer	1
Blocked Shots	Corbin Kaufusi	T6	Corbin Kaufusi	5
Assist/TO Ratio	Kyle Collinsworth	7	Kyle Collinsworth	2
Offensive Rebounds	Kyle Collinsworth	6	Kyle Collinsworth	5
Defensive Rebounds	Kyle Collinsworth	2	Kyle Collinsworth	1
Minutes Played	Tyler Haws	8	Tyler Haws	9
NCAA Stats (as of 3/4/15)	BYU Player	Rank	Actual	
Points Per Game	Tyler Haws	3	21.9	
Field Goal Percentage	Tyler Haws	102	47.1	
3-Point FGs Per Game	Chase Fischer	18	2.97	
3-Point FG Percentage	Chase Fischer	33	41.4	
Free-Throw Percentage	Tyler Haws	19	87.2	
Rebounds Per Game	Kyle Collinsworth	43	8.6	
Assists Per Game	Kyle Collinsworth	17	5.8	
Steals Per Game	Kyle Collinsworth	48	1.9	
Total Points	Tyler Haws	1	680	
Total Rebounds	Kyle Collinsworth	44	249	
Assist Turnover Ratio	Kyle Collinsworth	105	2.02	
Double-Doubles	Kyle Collinsworth	24	13	
Triple-Doubles	Kyle Collinsworth	1	5	
Total Assists	Kyle Collinsworth	19	168	
Total Field Goals Made	Tyler Haws	2	222	
Total Minutes	Tyler Haws	174	989	
Total 3-Point FG Attempts	Chase Fischer	26	215	
Total 3-Point FGs Made	Chase Fischer	17	89	
Total Steals	Kyle Collinsworth	49	55	
Total FG Attempts	Tyler Haws	5	471	
Free Throws Made	Tyler Haws	3	190	
Free Throw Attempts	Tyler Haws	7	218	
Defensive Rebounds/Game	Kyle Collinsworth	40	6.17	

BYU BASKETBALL

ROSTER AND CAREER HIGHS

No.	Name	Pos.	Ht.	Wt.	Yr.	Hometown (Previous School)	Pronunciations
1	Chase Fischer	G	6-3	195	Jr.	Ripley, W.Va. (Wake Forest)	JAMAL AYTES ATE-s or 8's
2	Jordan Ellis	G	6-1	185	Jr.	Medford, Ore. (North Medford HS)	BOB MEDINA meh-DEE-nuh
3	Tyler Haws	G	6-5	200	Sr.	Alpine, Utah (Lone Peak HS)	SKYLER HALFORD HAL-ford
5	Kyle Collinsworth	G	6-6	215	Jr.	Provo, Utah (Provo HS)	TERRY NASHIF NASH-if
10	Ryan Andrus	G	6-10	220	Fr.	American Fork, Utah (American Fork HS)	CORBIN KAUFUSI KAW-foo-see
12	Josh Sharp	F	6-7	185	Sr.	Highland, Utah (Utah)	ROBERT RAMOS RAY-mus
15	Jake Toolson	G	6-5	210	Fr.	Gilbert, Ariz. (Highland HS)	ANSON WINDER AN-sun WINE-der
20	Anson Winder	G	6-3	195	Sr.	Las Vegas, Nev. (Bishop Gorman HS)	
21	Kyle Davis*	F	6-7	225	Jr.	Draper, Utah (Utah State)	
23	Skyler Halford	G	6-1	180	Sr.	Orem, Utah (SLCC)	
24	Frank Bartley IV	G	6-3	200	So.	Baton Rouge, La. (Future College Prep)	
25	Jordan Chatman	G	6-4	195	Fr.	Vancouver, Wash. (Union HS)	
30	Dalton Nixon	F	6-8	230	Fr.	Orem, Utah (Orem HS)	
33	Nate Austin	F	7-0	230	Sr.	Alpine, Utah (Lone Peak HS)	
35	Isaac Neilson	C	6-10	230	Fr.	Mission Viejo, Calif. (Mission Viejo HS)	
40	Jamal Aytes	F	6-6	230	So.	San Diego, Calif. (JSerra Catholic HS)	
41	Luke Worthington	F	6-10	245	So.	Mequon, Wis. (Homestead HS)	
44	Corbin Kaufusi	C	6-10	260	Fr.	Provo, Utah (Timpview HS)	

Head Coach: Dave Rose, 10th year (Houston, 1983)

Assistant Coaches: Terry Nashif (BYU, 2005); Tim LaComb (Utah, 2006); Mark Pope (Kentucky, 1996)

Director of Basketball Operations: Cody Fueger (Utah, 2006)

Coordinator of Player Development: Garrett Faucette (BYU, 2008)

Team Trainer: Robert Ramos (BYU, 1995)

Strength and Conditioning Coach: Bob Medina (UNLV, 1988)

2014-15 SEASON AND CAREER HIGHS

#	Player		Points	Rebounds	Assists
1	Chase Fischer	Season	30 vs. Chaminade	5 vs. Hawaii, at Saint Mary's	5, 3 times, last vs. Santa Clara
		Career	same	same	same
2	Jordan Ellis	Season	2 vs. SVU	2 vs. Chaminade	1, twice, last vs. Hawaii
		Career	same	same	same
3	Tyler Haws	Season	35 at Utah State	8 vs. Utah	6 vs. Portland
		Career	48 at Portland (13-14)	13 vs. Weber State (13-14)	6 vs. Idaho State (09-10), vs. Portland (14-15)
5	Kyle Collinsworth	Season	23 at Loyola Marymount	15 vs. UMass, at Santa Clara	11 at Pacific, at Portland
		Career	23 vs. LMU (13-14), at LMU (14-15)	16 vs. Loyola Marymount (13-14)	same
10	Ryan Andrus	Season	8 at Portland	8 vs. Santa Clara	1 vs. SVU, at Pepperdine, at Portland
		Career	same	same	same
12	Josh Sharp	Season	8 vs. Saint Mary's	8 vs. Pacific	5 vs. Saint Mary's
		Career	14 at Gonzaga (12-13), vs. SCU (12-13)	12 vs. LMU (12-13)	same
15	Jake Toolson	Season	15 vs. Southern Virginia	7 vs. Southern Virginia	4 vs. Southern Virginia
		Career	same	same	same
20	Anson Winder	Season	25 vs. UMass	8 vs. Chaminade	6 vs. Hawaii
		Career	same	same	9 vs. Northern Arizona (11-12)
23	Skyler Halford	Season	189 at Portland	5, 3 times, last vs. Santa Clara	7 vs. Long Beach State, vs. Santa Clara
		Career	28 vs. San Diego (13-14)	6, twice, last vs. Santa Clara (13-14)	same
24	Frank Bartley IV	Season	9 vs. Saint Mary's	6 vs. Southern Virginia	7 vs. Southern Virginia
		Career	16 vs. Mount St. Mary's (13-14)	7 vs. Mount St. Mary's, at LMU (13-14)	same
30	Dalton Nixon	Season	10 vs. Southern Virginia	4, 4 times, last at Saint Mary's	4 at San Francisco
		Career	same	same	same
33	Nate Austin	Season	8 vs. Arkansas-Little Rock	11 vs. Arkansas-Little Rock	3 vs. Long Beach State, vs. Chaminade
		Career	15 vs. Weber State (11-12)	16 vs. San Francisco (13-14)	4 vs. ENMU (12-13), vs. PVAMU (13-14)
35	Isaac Neilson	Season	15 at Weber State	9 vs. Santa Clara	2 vs. Southern Virginia
		Career	same	same	same
41	Luke Worthington	Season	12 vs. Southern Virginia	6 at Utah State	1, 5 times, last at Pacific
		Career	same	same	1, 9 times, last at Pacific (14-15)
44	Corbin Kaufusi	Season	8 vs. Chaminade	6, 3 times, last at Loyola Marymount	1, twice, last vs. Portland
		Career	same	same	same

GEOGRAPHIC BREAKDOWN

Arizona	Jake Toolson
California	Jamal Aytes, Isaac Neilson
Louisiana	Frank Bartley IV
Nevada	Anson Winder
Oregon	Jordan Ellis
Utah	Ryan Andrus, Nate Austin, Kyle Collinsworth, Kyle Davis, Skyler Halford, Tyler Haws, Corbin Kaufusi, Dalton Nixon, Josh Sharp
Washington	Jordan Chatman
West Virginia	Chase Fischer
Wisconsin	Luke Worthington

CLASS BREAKDOWN

Seniors	Juniors	Sophomores	Freshmen
Nate Austin Skyler Halford Tyler Haws Josh Sharp Anson Winder	Kyle Collinsworth Kyle Davis* Jordan Ellis Chase Fischer	Jamal Aytes Frank Bartley IV Luke Worthington	Ryan Andrus Jake Toolson Jordan Chatman Dalton Nixon Isaac Neilson Corbin Kaufusi
*Sitting out in 2014-15 due to NCAA transfer rules			

#1 • CHASE FISCHER
6-3 • 195 • JR • GUARD



RIPLEY, WEST VIRGINIA
WAKE FOREST

2014-15 SEASON HIGHS

PTS	30 vs. Chaminade – 11/25/14
1st H	27 vs. Chaminade – 11/25/14
2nd H	12 vs. Hawai'i – 12/6/14
REB	5, twice, last at Saint Mary's – 1/17/15
AST	5, twice, last vs. Hawai'i – 12/6/14
STL	3 vs. Hawai'i – 12/6/14
BLK	1, twice, last vs. LMU – 1/10/15
FGM	10 vs. Chaminade – 11/25/14
FGA	15 at Saint Mary's – 1/17/15
3PM	10 vs. Chaminade – 11/25/14
3PA	13 vs. Chaminade – 11/25/14
FTM	5 vs. LBSU – 11/14/14
FTA	5, twice, last vs. Hawai'i – 12/6/14

MISCELLANEOUS

	14-15	Career
Double-Figure Points	19 (17-2)	same
20-plus Points	4 (4-0)	same
Double-Figure Reb	0 (0-0)	same
Double-Doubles	0 (0-0)	same
3-plus Steals	1 (1-0)	same
3-plus Blocks	0 (0-0)	same
3-plus 3-point FG	15 (13-2)	same
Scoring Leader	3 (3-0)	same
Rebound Leader	0 (0-0)	same
Assist Leader	0 (0-0)	same

2014-15 SEASON — PPG: 13.0 RPG: 2.1 APG: 2.1 SPG: 0.8 BPG: 0.1 FG%: .422 3FG%: .414 FT%: .786

Last Time Out

- Totaled 13 points and 4 rebounds at Gonzaga

In 2014-15 • Junior

- A team captain
- Set a BYU record with 10 threes vs. Chaminade for a career-high 30 points
- Scored 17 points on 4 of 8 3-point shooting and 5 of 5 from the free throw line ... also had 5 assists, 3 rebounds and 1 steal vs. Long Beach State
- Totaled 19 points on 7 of 12 shooting, 4 of 7 from three, vs. UALR
- Had 20 points, hit 4 of 8 threes, added 3 rebounds and 2 assists vs. EKU
- Totaled 20 points, 5 boards, 5 assists and 3 steals vs. Hawai'i
- Totaled 16 points, 3 rebounds, 2 assists and 2 steals vs. Portland
- Had 20 points and was 6 of 9 from 3-point range ... added 2 assists, 1 steal and 1 rebound at San Francisco
- Had 19 points and was 5 of 8 from 3-point range plus 4 assists, 3 rebounds, 1 block and 1 steal against LMU
- Hit 5 of 9 from three and 18 points and added 2 boards and 1 assist at Pacific
- Totaled 18 points on 5 of 9 from 3 and added 2 rebounds and 1 assist against Santa Clara

- As a sophomore averaged 4.5 points and 1.1 rebounds in 14.2 minutes per game while shooting .395 from the field, .422 from three and .600 from the free-throw line
- Scored a career-high 15 points while hitting a career-best 5 of 8 from three vs. High Point on Dec. 5, 2012
- Scored in double figures five times and hit two-plus threes 10 times
- As a freshman in 2011-12 averaged 6.3 points, 2.2 rebounds and 1.5 assists in 26.1 minutes per game and shot .350 from the field, .320 from three and .821 from the free-throw line
- Scored in double figures nine times and hit two-plus threes 12 times
- Prepped at Ripley High School
- A 2011 first-team Parade All-American
- 2011 Gatorade Boys Basketball Player of the Year for the state of West Virginia and a McDonald's All-America nominee
- Two-time first team all-state selection in 2009-10 and 2010-11
- Received the 2011 Bill Evans Award, which goes to the state's player of the year (was second in the voting as a junior)

Personal

- Parents are John and Robin Fischer
- Older brother Noah played college basketball at Marshall and University of Charleston
- Before committing to Wake Forest was also recruited by Marshall, Ohio, UCF and VCU

Before BYU

- Played in 62 games and started six times for the Wake Forest Demon Deacons in 2011-12 and 2012-13
- A team captain as a sophomore in 2012-13

2014-15 GAME-BY-GAME

Opponent	Date	GS	Min	FG	FGA	Pct	3FG	FGA	Pct	FT	FTA	Pct	Off	Def	TR	Avg	PF	FO	A	TO	Blk	Stl	Pts	Avg	
Long Beach State	11/14/14	*	31	4	9	.444	4	8	.500	5	5	1.000	0	3	3	3.0	3	0	5	2	0	1	17	17.0	
Arkansas-Little Rock	11/18/14	*	28	7	12	.583	4	7	.571	1	1	1.000	0	2	2	2.5	1	0	1	2	0	1	19	18.0	
Southern Virginia	11/19/14	*	16	4	9	.444	0	4	.000	2	4	.500	0	3	3	2.7	1	0	3	2	0	0	10	15.3	
vs. San Diego State	11/24/14	*	42	4	13	.308	3	9	.333	0	0	.000	0	1	1	2.3	2	0	2	3	1	1	11	14.3	
vs. Chaminade	11/25/14	*	23	10	14	.714	10	13	.769	0	0	.000	0	0	0	1.8	2	0	3	0	0	1	30	17.4	
vs. Purdue	11/26/14	*	38	2	11	.182	2	11	.182	1	2	.500	0	3	3	2.0	1	0	2	3	0	1	7	15.7	
Eastern Kentucky	11/29/14	*	27	7	12	.583	4	8	.500	2	3	.667	0	3	3	2.1	2	0	2	3	0	0	20	16.3	
at Utah State	12/02/14	*	17	1	9	.111	1	5	.200	0	0	.000	1	2	3	2.3	1	0	1	0	0	1	3	14.6	
vs. Hawai'i	12/06/14	*	32	6	11	.545	4	9	.444	4	5	.800	1	4	5	2.6	2	0	5	3	0	3	20	15.2	
Utah	12/10/14	*	22	1	5	.200	1	5	.200	0	0	.000	0	0	0	2.3	4	0	1	1	0	0	3	14.0	
at Weber State	12/13/14	*	33	4	8	.500	4	7	.571	1	2	.500	0	0	0	2.1	3	0	4	1	0	0	13	13.9	
Stanford	12/20/14	*	31	6	14	.429	2	6	.333	2	2	1.000	1	0	1	2.0	1	0	3	3	0	2	16	14.1	
UMass	12/23/14	*	35	3	12	.250	2	8	.250	0	0	.000	0	1	1	1.9	1	0	2	1	0	2	8	13.6	
Gonzaga	12/27/14	*	19	2	7	.286	1	6	.167	3	4	.750	1	1	2	1.9	2	0	1	2	0	0	8	13.2	
Portland	12/29/14	*	27	5	7	.714	2	3	.667	4	4	1.000	1	2	3	2.0	2	0	2	2	0	2	16	13.4	
at Santa Clara	01/01/15	*	27	4	9	.444	2	5	.400	4	4	1.000	0	3	3	2.1	1	0	3	3	0	0	14	13.4	
at San Francisco	01/03/15	*	23	7	12	.583	6	9	.667	0	0	.000	0	1	1	2.0	0	0	2	0	0	1	20	13.8	
Pepperdine	01/08/15	*	29	3	9	.333	2	6	.333	0	0	.000	0	1	1	1.9	2	0	2	1	0	0	8	13.5	
Loyola Marymount	01/10/15	*	30	6	9	.667	5	8	.625	2	2	1.000	1	2	3	2.0	2	0	4	0	1	1	19	13.8	
at Pacific	01/15/15	*	23	6	11	.545	5	9	.556	1	2	.500	0	2	2	2.0	3	0	1	2	0	0	18	14.0	
at Saint Mary's	01/17/15	*	31	6	15	.400	5	12	.417	2	3	.667	1	4	5	2.1	2	0	2	1	0	0	19	14.2	
at San Diego	01/24/15	*	25	3	8	.375	0	3	.000	0	0	.000	0	1	1	2.1	2	0	1	2	0	1	6	13.9	
San Francisco	01/29/15	*	26	2	10	.200	1	8	.125	1	1	1.000	0	2	2	2.1	1	0	3	1	0	1	6	13.5	
Santa Clara	01/31/15	*	24	6	12	.500	5	9	.556	1	1	1.000	0	2	2	2.1	1	0	1	2	0	0	18	13.7	
at Pepperdine	02/05/15																								
DNP																									
at Loyola Marymount	02/07/15	*	22	3	9	.333	1	7	.143	0	0	.000	0	2	2	2.1	0	0	1	1	0	0	7	13.4	
Saint Mary's	02/12/15	*	30	4	9	.444	4	8	.500	2	4	.500	2	2	4	2.2	0	0	1	1	0	2	14	13.5	
Pacific	02/14/15	*	26	4	11	.364	4	7	.571	4	4	1.000	0	1	1	2.1	1	0	2	0	0	1	16	13.6	
San Diego	02/19/15	*	14	0	4	.000	0	3	.000	2	2	1.000	0	1	1	2.1	0	0	1	1	0	2	2	13.1	
at Portland	02/26/15	*	17	3	11	.273	2	5	.400	0	1	.000	0	2	2	2.1	0	0	0	1	0	1	8	13.0	
at Gonzaga	02/28/15	*	23	5	11	.455	3	7	.429	0	0	.000	0	4	4	2.1	0	0	0	1	0	0	13	13.0	
vs. SCU/LMU	03/07/15																								
Totals			29	791	128	303	.422	89	215	.414	44	56	.786	9	55	64	2.1	43	0	62	45	2	25	389	13.0


CAREER STATISTICS (ALL GAMES)

Year	GP	GS	Min	Avg	FG	FGA	Pct	3FG	FGA	Pct	FT	FTA	Pct	Off	Def	TR	Avg	PF	FO	A	TO	Blk	Stl	Pts	Avg
2014-15	30	29	791	26.4	128	303	.422	89	215	.414	44	56	.786	9	55	64	2.1	43	0	62	45	2	25	389	13.0
TOTAL	30	29	791	26.4	128	303	.422	89	215	.414	44	56	.786	9	55	64	2.1	43	0	62	45	2	25	389	13.0

CAREER STATISTICS (CONFERENCE GAMES)

Year	GP	GS	Min	Avg	FG	FGA	Pct	3FG	FGA	Pct	FT	FTA	Pct	Off	Def	TR	Avg	PF	FO	A	TO	Blk	Stl	Pts	Avg
2014-15	17	16	416	24.5	69	164	.421	48	115	.417	26	32	.813	6	33	39	2.3	19	0	28	21	1	12	212	12.5
TOTAL	17	16	416	24.5	69	164	.421	48	115	.417	26	32	.813	6	33	39	2.3	19	0	28	21	1	12	212	12.5

#2 • JORDAN ELLIS
6-1 • 180 • JR • GUARD



MEDFORD, OREGON
PORTLAND STATE

2014-15 SEASON — PPG: 0.1 RPG: 0.4 APG: 0.2 SPG: 0.1 BPG: 0.0 FG%: .500 3FG%: .000 FT%: .000

Last Time Out

- Did not play at Gonzaga

In 2014-15 • Junior

- Scored 2 points in 16 minutes during his BYU debut against SVU

Before BYU

- A three-time letterwinner at North Medford High School
- A three-time first-team all-conference honoree
- North Medford's all-time leading scorer
- Lettered in football and track
- Also attended Grayson County College in Texas and Portland State prior to BYU

Personal

- Parents are Jerry and Dee Ellis
- Has two brothers and one sister
- Served a two-year mission for The Church of Jesus Christ of Latter-day Saints in Boston, Massachusetts

2014-15 SEASON HIGHS

PTS	2 vs. SVU – 11/19/14
1st H	—
2nd H	2 vs. SVU – 11/19/14
REB	2 vs. Chaminade – 11/25/14
AST	1, 3 times, last at Santa Clara – 1/1/15
STL	1 at Santa Clara – 1/1/15
BLK	—
FGM	1 vs. SVU – 11/19/14
FGA	1, twice, last at San Francisco – 1/3/15
3PM	—
3PA	—
FTM	—
FTA	—

MISCELLANEOUS

	14-15	Career
Double-Figure Points	0 (0-0)	same
20-plus Points	0 (0-0)	same
Double-Figure Reb	0 (0-0)	same
Double-Doubles	0 (0-0)	same
3-plus Steals	0 (0-0)	same
3-plus Blocks	0 (0-0)	same
3-plus 3-point FG	0 (0-0)	same
Scoring Leader	0 (0-0)	same
Rebound Leader	0 (0-0)	same
Assist Leader	0 (0-0)	same

2014-15 GAME-BY-GAME

Opponent	Date	GS	Min	FG	FGA	Pct	3FG	FGA	Pct	FT	FTA	Pct	Off	Def	TR	Avg	PF	FO	A	TO	Blk	Stl	Pts	Avg	
Long Beach State	11/14/14																								
Arkansas-Little Rock	11/18/14																								
Southern Virginia	11/19/14		16	1	1	1.000	0	0	.000	0	0	.000	0	0	0.0	1	0	0	0	0	0	2	2.0		
vs. San Diego State	11/24/14																								
vs. Chaminade	11/25/14		5	0	0	.000	0	0	.000	0	0	.000	0	2	2	1.0	0	0	1	0	0	0	1.0		
vs. Purdue	11/26/14																								
Eastern Kentucky	11/29/14		0+	0	0	.000	0	0	.000	0	0	.000	0	0	0	0.7	0	0	0	0	0	0	0	0.7	
at Utah State	12/02/14																								
vs. Hawai'i	12/06/14		1	0	0	.000	0	0	.000	0	0	.000	0	0	0	0.5	0	0	1	1	0	0	0	0.5	
Utah	12/10/14																								
at Weber State	12/13/14																								
Stanford	12/20/14																								
UMass	12/23/14		0+	0	0	.000	0	0	.000	0	0	.000	0	0	0	0.4	0	0	0	0	0	0	0	0.4	
Gonzaga	12/27/14																								
Portland	12/29/14																								
at Santa Clara	01/01/15		4	0	0	.000	0	0	.000	0	0	.000	0	0	0	0.3	0	0	1	0	0	1	0	0.3	
at San Francisco	01/03/15		3	0	1	.000	0	0	.000	0	0	.000	0	0	0	0.3	1	0	0	0	0	0	0	0.3	
Pepperdine	01/08/15																								
Loyola Marymount	01/10/15																								
at Pacific	01/15/15		1	0	0	.000	0	0	.000	0	2	.000	0	1	1	0.4	0	0	0	0	0	0	0	0.3	
at Saint Mary's	01/17/15																								
at San Diego	01/24/15																								
San Francisco	01/29/15																								
Santa Clara	01/31/15		4	0	0	.000	0	0	.000	0	0	.000	0	0	0	0.3	1	0	0	0	0	0	0	0.2	
at Pepperdine	02/05/15		0+	0	0	.000	0	0	.000	0	0	.000	0	0	0	0.3	0	0	0	0	0	0	0	0.2	
at Loyola Marymount	02/07/15		1	0	0	.000	0	0	.000	0	0	.000	0	1	1	0.4	1	0	0	0	0	0	0	0.2	
Saint Mary's	02/12/15		2	0	0	.000	0	0	.000	0	0	.000	0	0	0	0.3	0	0	0	0	0	0	0	0.2	
Pacific	02/14/15		1	0	0	.000	0	0	.000	0	0	.000	0	1	1	0.4	0	0	0	0	0	0	0	0.2	
San Diego	02/19/15																								
at Portland	02/26/15		1	0	0	.000	0	0	.000	0	0	.000	0	0	0	0.4	0	0	0	0	0	0	0	0.1	
at Gonzaga	02/28/15																								
vs. SCU/LMU	03/07/15																								
Totals			0	39	1	2	.500	0	0	.000	0	2	.000	0	5	5	0.4	4	0	3	1	0	1	2	0.1

CAREER STATISTICS (ALL GAMES)

Year	GP	GS	Min	Avg	FG	FGA	Pct	3FG	FGA	Pct	FT	FTA	Pct	Off	Def	TR	Avg	PF	FO	A	TO	Blk	Stl	Pts	Avg
2014-15	14	0	39	2.8	1	2	.500	0	0	.000	0	2	.000	0	5	5	0.4	4	0	3	1	0	1	2	0.1
TOTAL	14	0	39	2.8	1	2	.500	0	0	.000	0	2	.000	0	5	5	0.4	4	0	3	1	0	1	2	0.1

CAREER STATISTICS (CONFERENCE GAMES)

Year	GP	GS	Min	Avg	FG	FGA	Pct	3FG	FGA	Pct	FT	FTA	Pct	Off	Def	TR	Avg	PF	FO	A	TO	Blk	Stl	Pts	Avg
2014-15	9	0	17	1.9	0	1	.000	0	0	.000	0	2	.000	0	3	3	0.3	3	0	1	0	0	1	0	0.0
TOTAL	9	0	17	1.9	0	1	.000	0	0	.000	0	2	.000	0	3	3	0.3	3	0	1	0	0	1	0	0.0

#3 • TYLER HAWS
6-5 • 195 • SR • GUARD



ALPINE, UTAH
LONE PEAK HS

2014-15 SEASON — PPG: 21.9 RPG: 4.4 APG: 2.2 SPG: 1.0 BPG: 0.3 FG%: .471 3FG%: .365 FT%: .872

Last Time Out

- Had 10 points, 4 rebounds, 2 steals and 1 assist at Gonzaga

In 2014-15 • Senior

- A team captain
- Named Preseason All-WCC as voted on by the league's coaches
- Scored a season-high 32 points, hit 13 of 14 from the free throw line and added a career-best 3 blocks against Purdue
- Scored a season-high 35 points on 10 of 19 shooting from the field, 12 of 13 from the free throw line vs. Utah State ... added 6 rebounds, 2 assists and 1 steal
- Totaled 22 points, 7 rebounds and 1 steal at San Francisco ... broke the 2,300 point mark
- Scored 26 points and added 4 rebounds, 3 assists and 1 steal against LMU ... set BYU career record for free throws made with 628
- Scored 26 points and added 5 boards, 3 assists and 2 steals at Pacific
- Scored 21 points and added 4 assists, 3 rebounds and 1 steal vs. Santa Clara ... passed Danny Ainge for second BYU's career scoring list
- Totaled 28 points, 5 rebounds, 2 steals and 1 block against San Diego ... was 10 of 10 from the free-throw line
- Scored 21 points at Portland to pass Jimmer Fredette as BYU's all-time scoring leader

In 2013-14 • Junior

- Named an Honorable Mention All-American by the Associated Press
- Named WCC Player of the Year, to the All-WCC Team and the WCC All-Tournament Team
- Named to the USBWA All-District VIII First Team, the NABC All-District 9 First Team and the Basketball Times All-District Team (Rockies)

- Named to the All-High Major First Team, the WCC Player of the Year and to the All-WCC First Team by CollegeSportsMadness.com
- Two-time WCC Player of the Week (Jan. 13, Feb. 1)
- Ranked 6th in the nation in points per game at 23.2 (6th all-time at BYU for a single season), 5th in total points

In 2012-13 • Sophomore

- Named to All-West Coast Conference Team, USBWA All-District VIII First Team and NABC All-District 9 First Team
- Ranked 7th in the NCAA in scoring (the only BYU sophomore to finish in the top 10 and only the fifth Cougar to do so)

In 2011-12 • Freshman

- Named to All-MWC Third Team, Academic All-MWC and the HoopTV Las Vegas Classic All-Tournament Team
- Averaged 11.3 points and 4.2 rebounds and shot .498 from the field, .368 from three and .917 from the free throw line

Before BYU

- Played for Quincy Lewis at Lone Peak High School
- Named Deseret News Mr. Basketball as a junior and senior
- Led Lone Peak to state titles as a sophomore and junior
- Participated in the NBA Top 100 camp in Charlottesville, Va., and the Reebok All-America camp in Philadelphia in summer of 2008

Personal

- Parents are Marty and Tiffanie Haws
- Served a mission for The Church of Jesus Christ of Latter-day Saints in the Philippines
- Was born in Belgium

2014-15 SEASON HIGHS

PTS	35 at Utah State – 12/2/14
1st H	17 vs. LMU – 1/10/14
2nd H	26 at Utah State – 12/2/14
REB	8 vs. Utah – 12/10/14
AST	6 vs. Portland – 12/29/14
STL	3, twice, last vs. USF – 1/29/15
BLK	3 vs. Purdue – 11/26/14
FGM	11 vs. Pepperdine – 1/8/15
FGA	24 vs. SDSU – 11/24/14
3PM	5 vs. SDSU – 11/24/14
3PA	9 vs. SDSU – 11/24/14
FTM	13 vs. Purdue – 11/26/14
FTA	14 vs. Purdue – 11/26/14

CAREER HIGHS

PTS	48 at Portland – 1/23/14
1st H	29, vs. Virginia Tech – 12/29/12
2nd H	32 at Portland – 1/23/14 (includes OT)
REB	13 vs. Weber State – 11/08/13
AST	6, twice, last vs. Portland – 12/29/14
STL	4 vs. Air Force – 2/13/10
BLK	3 vs. Purdue – 11/26/14
FGM	17 at Portland – 1/23/14
FGA	34 at Portland – 1/23/14
3PM	6 vs. Virginia Tech – 12/29/12
3PA	9 vs. San Diego State – 11/24/14
FTM	14, twice, last vs. USF – 3/10/14
FTA	14, 5 times, last vs. Purdue – 11/26/14

MISCELLANEOUS

	14-15	Career
Double-Figure Points	30 (22-8)	118 (86-32)
20-plus Points	22 (15-7)	72 (50-22)
Double-Figure Reb	0 (0-0)	3 (3-0)
Double-Doubles	0 (0-0)	3 (3-0)
3-plus Steals	2 (2-0)	13 (11-2)
3-plus Blocks	1 (0-1)	1 (0-1)
3-plus 3-point FG	6 (4-2)	18 (14-4)
Scoring Leader	24 (16-8)	73 (49-24)
Rebound Leader	4 (2-2)	17 (12-5)
Assist Leader	3 (2-1)	15 (9-6)

2014-15 GAME-BY-GAME

Opponent	Date	GS	Min	FG	FGA	Pct	3FG	FGA	Pct	FT	FTA	Pct	Off	Def	TR	Avg	PF	FO	A	TO	Blk	Stl	Pts	Avg	
Long Beach State	11/14/14	*	33	7	13	.538	2	5	.400	5	6	.833	0	3	3	3.0	3	0	1	4	1	3	21	21.0	
Arkansas-Little Rock	11/18/14	*	30	6	11	.545	1	4	.250	5	6	.833	0	4	4	3.5	0	0	5	1	0	2	18	19.5	
Southern Virginia	11/19/14	*	17	3	10	.300	0	2	.000	7	7	1.000	1	2	3	3.3	2	0	1	2	0	0	13	17.3	
vs. San Diego State	11/24/14	*	48	9	24	.375	5	9	.556	3	4	.750	2	0	2	3.0	1	0	1	4	0	1	26	19.5	
vs. Chaminade	11/25/14	*	16	6	7	.857	1	2	.500	6	6	1.000	1	0	1	2.6	2	0	3	0	0	0	19	19.4	
vs. Purdue	11/26/14	*	40	9	19	.474	1	3	.333	13	14	.929	0	5	5	3.0	0	0	2	2	3	0	32	21.5	
Eastern Kentucky	11/29/14	*	31	10	15	.667	4	8	.500	2	2	1.000	2	2	4	3.1	1	0	4	2	0	0	26	22.1	
at Utah State	12/02/14	*	32	10	19	.526	3	8	.375	12	13	.923	2	4	6	3.5	3	0	2	2	0	1	35	23.8	
vs. Hawai'i	12/06/14	*	34	9	17	.529	2	5	.400	10	10	1.000	2	5	7	3.9	2	0	1	1	0	1	30	24.4	
Utah	12/10/14	*	39	9	22	.409	3	5	.600	2	3	.667	2	6	8	4.3	3	0	1	2	1	0	23	24.3	
at Weber State	12/13/14	*	31	5	10	.500	1	2	.500	8	10	.800	2	5	7	4.5	1	0	5	4	0	1	19	23.8	
Stanford	12/20/14	*	33	8	15	.533	3	7	.429	5	7	.714	1	2	3	4.4	1	0	4	0	0	0	24	23.8	
UMass	12/23/14	*	27	2	9	.222	0	3	.000	0	1	.000	0	3	3	4.3	0	0	2	0	0	0	4	22.3	
Gonzaga	12/27/14	*	33	4	12	.333	0	3	.000	9	9	1.000	0	4	4	4.3	1	0	1	0	0	0	17	21.9	
Portland	12/29/14	*	35	8	20	.400	1	5	.200	7	8	.875	1	4	5	4.3	2	0	6	1	0	2	24	22.1	
at Santa Clara	01/01/15	*	24	5	9	.556	0	2	.000	4	5	.800	1	2	3	4.3	0	0	3	1	0	1	14	21.6	
at San Francisco	01/03/15	*	28	8	12	.667	3	4	.750	3	4	.750	3	4	7	4.4	1	0	0	0	0	1	22	21.6	
Pepperdine	01/08/15	*	38	11	22	.500	2	5	.400	2	2	1.000	2	4	6	4.5	0	0	1	1	2	1	26	21.8	
Loyola Marymount	01/10/15	*	31	9	16	.563	1	4	.250	7	7	1.000	2	2	4	4.5	0	0	3	3	0	1	26	22.1	
at Pacific	01/15/15	*	35	8	16	.500	1	1	1.000	9	10	.900	1	4	5	4.5	2	0	3	2	0	2	26	22.3	
at Saint Mary's	01/17/15	*	36	9	19	.474	1	4	.250	9	11	.818	4	2	6	4.6	2	0	3	3	0	2	28	22.5	
at San Diego	01/24/15	*	34	5	13	.385	0	2	.000	10	11	.909	0	2	2	4.5	2	0	3	2	0	0	20	22.4	
San Francisco	01/29/15	*	36	9	20	.450	1	5	.200	9	10	.900	0	4	4	4.4	0	0	1	2	0	3	28	22.7	
Santa Clara	01/31/15	*	29	6	15	.400	2	4	.500	7	7	1.000	1	2	3	4.4	1	0	4	1	0	1	21	22.6	
at Pepperdine	02/05/15	*	36	7	16	.438	1	5	.200	7	9	.778	2	2	4	4.4	1	0	0	4	0	1	22	22.6	
at Loyola Marymount	02/07/15	*	32	7	16	.438	2	5	.400	6	6	1.000	4	2	6	4.4	1	0	3	2	0	1	22	22.5	
Saint Mary's	02/12/15	*	19	6	13	.462	2	4	.500	1	1	1.000	1	3	4	4.4	4	0	2	0	0	0	15	22.3	
Pacific	02/14/15	*	32	7	16	.438	1	4	.250	5	6	.833	1	1	2	4.3	1	0	1	1	1	1	20	22.2	
San Diego	02/19/15	*	35	8	17	.471	2	3	.667	10	10	1.000	2	3	5	4.3	2	0	1	4	1	2	28	22.4	
at Portland	02/26/15	*	34	9	17	.529	0	3	.000	3	5	.600	2	5	7	4.4	1	0	1	3	0	1	21	22.3	
at Gonzaga	02/28/15	*	31	3	11	.273	0	0	.000	4	8	.500	1	3	4	4.4	1	0	1	5	0	2	10	21.9	
vs. SCU/LMU	03/07/15																								
Totals			31	989	222	471	471	46	126	.365	190	218	.872	43	94	137	4.4	41	0	69	59	9	30	680	21.9

CAREER STATISTICS (ALL GAMES)

Year	GP	GS	Min	Avg	FG	FGA	Pct	3FG	FGA	Pct	FT	FTA	Pct	Off	Def	TR	Avg	PF	FO	A	TO	Blk	Stl	Pts	Avg
2009-10	35	33	924	26.4	131	263	.498	25	68	.368	110	120	.917	49	97	146	4.2	53	0	54	41	5	26	397	11.3
2012-13	36	36	1235	34.3	276	571	.483	43	113	.381	185	211	.877	49	116	165	4.6	54	0	71	71	5	45	780	21.7
2013-14	33	33	1143	34.6	252	544	.463	40	99	.404	223	253	.881	33	93	126	3.8	75	1	49	63	9	34	767	23.2
2014-15	31	31	989	31.9	222	471	.471	46	126	.365	190	218	.872	43	94	137	4.4	41	0	69	59	9	30	680	21.9
TOTAL	135	133	4291	31.8	881	1849	.476	154	406	.379	708	802	.883	174	400	574	4.3	223	1	243	234	28	135	2624	19.4

CAREER STATISTICS (CONFERENCE GAMES)

Year	GP	GS	Min	Avg	FG	FGA	Pct	3FG	FGA	Pct	FT	FTA	Pct	Off	Def	TR	Avg	PF	FO	A	TO	Blk	Stl	Pts	Avg
2009-10	16	16	424	26.5	57	129	.442	14	37	.378	51	55	.927	24	40	64	4.0	18	0	28	18	2	13	179	11.2
2012-13	16	16	562	35.1	117	247	.474	15	41	.366	80	98	.816	18	55	73	4.6	24	0	24	26	0	18	329	20.6
2013-14	18	18	617	34.3	143	298	.480	23	50	.460	114	131	.870	13	40	53	2.9	40	1	29	34	7	19	423	23.5
2014-15	18	18	578	32.1	129	280	.461	20	63	.317	112	129	.868	28	53	81	4.5	22	0	37	35	4	21	390	21.7
TOTAL	68	68	2181	32.1	446	954	.468	72	191	.377	357	413	.864	83	188	271	4.0	104	1	118	113	13	71	1321	19.4

#5 • KYLE COLLINSWORTH
6-6 • 210 • JR • GUARD



PROVO, UTAH
PROVO HS

2014-15 SEASON HIGHS

PTS	23 at LMU – 2/7/15
1st H	14, twice, last vs. Saint Mary's – 2/12/15
2nd H	16, twice, last vs. Portland – 12/29/14
REB	15, twice, last at Santa Clara – 1/1/15
AST	11, twice, last at Portland – 2/26/15
STL	6 vs. Purdue – 11/26/14
BLK	2, twice, last vs. Portland – 12/29/14
FGM	8, twice, last at Gonzaga – 2/28/15
FGA	17 at Gonzaga – 2/28/15
3PM	1, 5 times, last vs. Gonzaga – 12/27/14
3PA	3 vs. Pepperdine – 1/8/15
FTM	10 at Utah State – 12/2/14
FTA	13 vs. Portland – 12/29/14

CAREER HIGHS

PTS	23, twice, last at LMU – 2/7/15
1st H	16 vs. LMU – 3/8/14
2nd H	16 vs. SDSU – 11/24/14
REB	16 vs. LMU – 3/8/14
AST	11, twice, last at Portland – 2/26/15
STL	6 vs. Purdue – 11/26/14
BLK	3, twice, last vs. LMU – 1/11/14
FGM	10 vs. LMU – 3/8/14
FGA	16 vs. San Francisco – 3/10/14
3PM	2, twice, last at UMass – 1/1/11
3PA	5 vs. Fresno Pacific – 1/1/11
FTM	10 at Utah State – 12/2/14
FTA	13 vs. Portland – 12/29/14

MISCELLANEOUS

	14-15	Career
Double-Figure Points	22 (16-6)	62 (46-16)
20-plus Points	5 (4-1)	8 (7-1)
Double-Figure Reb	13 (11-2)	26 (21-5)
Double-Doubles	13 (11-2)	21 (17-4)
3-plus Steals	11 (9-2)	24 (20-4)
3-plus Blocks	0 (0-0)	1 (1-0)
3-plus 3-point FG	0 (0-0)	0 (0-0)
Scoring Leader	3 (3-0)	9 (8-1)
Rebound Leader	22 (16-6)	47 (36-11)
Assist Leader	22 (17-5)	44 (31-13)

2014-15 SEASON — PPG: 13.3 RPG: 8.6 APG: 5.9 SPG: 1.9 BPG: 0.4 FG%: .480 3FG%: .263 FT%: .745

Last Time Out

- Totaled 20 points, 8 boards, 3 assists, 2 steals and a block before fouling out with 7.8 seconds left at Gonzaga

In 2014-15 • Junior

- Set the NCAA single-season record with 5 triple-doubles
- A team captain
- Posted a season-high 21 points and added 7 rebounds, 6 assists and 3 steals vs. San Diego State
- Posted a double-double with 20 points and 10 rebounds to go with 4 assists, 1 block and 3 steals vs. Utah State ... hit a career-best 10 of 10 from the free throw line
- Recorded BYU's first triple-double since 1988 with 19 points, 12 rebounds and 10 assists vs. Hawai'i
- Recorded a double-double against UMass with 18 points, 15 rebounds, 4 assists and 3 steals
- Recorded his third triple-double of the season with 12 points, 12 rebounds and 10 assists ... added 1 steal against San Francisco
- Recorded his NCAA single-season record-tying fourth triple-double at Pacific with 17 points, 11 rebounds, 11 assists, 1 block and 3 steals
- Set the NCAA single season record for triple-doubles with his fifth of the year ... recorded 23 points, 12 rebounds, 10 assists at LMU
- Totaled 20 points, 8 boards, 3 assists, 2 steals and a block before fouling out with 7.8 seconds left at Gonzaga

In 2013-14 • Sophomore

- A team captain
- Named to the All-WCC Team and the WCC All-Tournament Team

2014-15 GAME-BY-GAME

Opponent	Date	GS	Min	FG	FGA	Pct	3FG	FGA	Pct	FT	FTA	Pct	Off	Def	TR	Avg	PF	FO	A	TO	Blk	Stl	Pts	Avg	
Long Beach State	11/14/14	*	13	3	6	.500	0	1	.000	0	0	.000	1	1	2	2.0	3	0	1	5	0	1	6	6.0	
Arkansas-Little Rock	11/18/14	*	17	2	5	.400	0	0	.000	1	4	.250	3	5	8	5.0	3	0	6	4	0	1	5	5.5	
Southern Virginia	11/19/14												DNP												
vs. San Diego State	11/24/14	*	45	7	14	.500	1	2	.500	6	8	.750	1	6	7	5.7	4	0	6	2	0	3	21	10.7	
vs. Chaminade	11/25/14	*	21	4	10	.400	0	0	.000	6	7	.857	3	5	8	6.3	1	0	6	3	0	3	14	11.5	
vs. Purdue	11/26/14	*	40	3	10	.300	0	1	.000	3	4	.750	1	3	4	5.8	4	0	8	4	1	6	9	11.0	
Eastern Kentucky	11/29/14	*	23	3	5	.600	1	1	1.000	4	5	.800	1	3	4	5.5	2	0	5	4	0	3	11	11.0	
at Utah State	12/02/14	*	33	5	12	.417	0	2	.000	10	10	1.000	4	6	10	6.1	1	0	4	2	1	3	20	12.3	
vs. Hawai'i	12/06/14	*	35	8	14	.571	1	2	.500	2	4	.500	2	10	12	6.9	1	0	10	6	2	1	19	13.1	
Utah	12/10/14	*	38	7	15	.467	1	2	.500	2	5	.400	1	8	9	7.1	2	0	5	2	1	1	17	13.6	
at Weber State	12/13/14	*	19	1	2	.500	0	0	.000	0	0	.000	0	2	2	6.6	4	0	2	4	0	1	2	12.4	
Stanford	12/20/14	*	34	6	12	.500	0	0	.000	3	4	.750	3	7	10	6.9	3	0	7	5	0	2	15	12.6	
UMass	12/23/14	*	39	5	12	.417	0	0	.000	8	11	.727	5	10	15	7.6	2	0	4	3	0	3	18	13.1	
Gonzaga	12/27/14	*	31	5	11	.455	1	2	.500	2	3	.667	2	8	10	7.8	1	0	10	4	0	1	13	13.1	
Portland	12/29/14	*	32	6	8	.750	0	0	.000	9	13	.692	4	4	8	7.8	2	0	4	2	2	2	21	13.6	
at Santa Clara	01/01/15	*	29	3	9	.333	0	0	.000	2	2	1.000	4	11	15	8.3	1	0	6	2	0	3	8	13.3	
at San Francisco	01/03/15	*	27	5	7	.714	0	0	.000	2	2	1.000	0	12	12	8.5	2	0	10	2	0	1	12	13.2	
Pepperdine	01/08/15	*	25	1	8	.125	0	3	.000	2	2	1.000	1	2	3	8.2	3	0	2	3	0	2	4	12.6	
Loyola Marymount	01/10/15	*	30	4	5	.800	0	0	.000	5	8	.625	4	6	10	8.3	2	0	8	2	0	4	13	12.7	
at Pacific	01/15/15	*	38	6	10	.600	0	1	.000	5	6	.833	3	8	11	8.4	1	0	11	2	1	3	17	12.9	
at Saint Mary's	01/17/15	*	28	3	7	.429	0	0	.000	4	4	1.000	0	6	6	8.3	4	0	3	1	0	0	10	12.8	
at San Diego	01/24/15	*	29	6	14	.429	0	1	.000	1	2	.500	1	8	9	8.3	1	0	3	2	0	0	13	12.8	
San Francisco	01/29/15	*	33	4	11	.364	0	0	.000	0	1	.000	2	4	6	8.2	2	0	6	1	0	2	8	12.5	
Santa Clara	01/31/15												DNP												
at Pepperdine	02/05/15	*	32	6	9	.667	0	1	.000	1	3	.333	4	6	10	8.3	3	0	2	4	0	0	13	12.6	
at Loyola Marymount	02/07/15	*	36	7	14	.500	0	0	.000	9	11	.818	6	6	12	8.5	2	0	10	1	0	3	23	13.0	
Saint Mary's	02/12/15	*	32	7	14	.500	0	0	.000	3	4	.750	2	7	9	8.5	0	0	3	2	0	1	17	13.2	
Pacific	02/14/15	*	33	4	8	.500	0	0	.000	4	7	.571	3	9	12	8.6	1	0	9	3	1	0	12	13.1	
San Diego	02/19/15	*	35	6	11	.545	0	0	.000	4	4	1.000	3	8	11	8.7	4	0	4	4	1	0	16	13.2	
at Portland	02/26/15	*	34	4	10	.400	0	0	.000	7	7	1.000	0	6	6	8.6	2	0	11	2	0	3	15	13.3	
at Gonzaga	02/28/15	*	35	8	17	.471	0	1	.000	4	7	.571	6	2	8	8.6	5	1	3	2	1	2	20	13.5	
vs. SCU/LMU	03/07/15																								
Totals			29	896	139	290	.479	5	20	.250	109	148	.736	70	179	249	8.6	66	1	168	83	11	55	392	13.5


CAREER STATISTICS (ALL GAMES)

Year	GP	GS	Min	Avg	FG	FGA	Pct	3FG	FGA	Pct	FT	FTA	Pct	Off	Def	TR	Avg	PF	FO	A	TO	Blk	Stl	Pts	Avg
2010-11	36	27	926	25.7	78	162	.481	7	27	.259	46	81	.568	55	128	183	5.1	73	1	75	56	16	39	209	5.8
2013-14	34	34	1136	33.4	175	352	.497	8	22	.364	117	203	.576	85	190	275	8.1	82	1	156	89	15	57	475	14.0
2014-15	29	29	896	30.9	139	290	.479	5	20	.250	109	148	.736	70	179	249	8.6	66	1	168	83	11	55	392	13.5
TOTAL	99	90	2958	29.9	392	804	.488	20	69	.290	272	432	.630	210	497	707	7.1	221	3	399	228	42	151	1076	10.9

CAREER STATISTICS (CONFERENCE GAMES)

Year	GP	GS	Min	Avg	FG	FGA	Pct	3FG	FGA	Pct	FT	FTA	Pct	Off	Def	TR	Avg	PF	FO	A	TO	Blk	Stl	Pts	Avg
2010-11	15	10	365	24.3	26	57	.456	3	8	.375	23	31	.742	20	59	79	5.3	31	1	32	26	8	10	78	5.2
2013-14	18	18	583	32.4	93	181	.514	3	8	.375	65	112	.580	51	86	137	7.6	43	1	82	48	6	37	254	14.1
2014-15	17	17	539	31.7	85	173	.491	1	9	.111	64	86	.744	45	113	158	9.3	36	1	104	39	6	27	235	13.8
TOTAL	50	45	1487	29.7	204	411	.496	7	25	.280	152	229	.664	116	258	374	7.5	110	3	218	113	20	74	567	11.3

#10 • RYAN ANDRUS
6-11 • 215 • FR • FORWARD



AMERICAN FORK, UTAH
AMERICAN FORK HS

2014-15 SEASON — PPG: 2.1 RPG: 1.6 APG: 0.2 SPG: 0.2 BPG: 0.1 FG%: .579 3FG%: .286 FT%: .688

Last Time Out

- Finished with 2 points and 2 rebounds at Gonzaga

- Played for DreamVision during the AAU season

In 2014-15

- Scored 3 points, grabbed 3 rebounds and had an assist in 16 minutes against Southern Virginia
- Scored a career-best 5 points and hit his first career three at Pacific
- Tied a season high with 5 points and set a season high with 8 rebounds against Santa Clara
- Totaled 2 points, 3 rebounds, 1 assist and 1 block at Pepperdine
- Scored a career-best 8 points, tied his career highs with 1 assist and 2 steals and added 3 boards at Portland

Personal

- Parents are David and Yvonne Andrus
- Has two brothers and one sister
- Also recruited by Utah and Utah State

Before BYU

- A four-year letterman playing for Doug Meacham at American Fork High School
- As a senior averaged 14.9 points, 7.7 rebounds and 1.7 assists as American Fork finished 17-9 overall and 8-4 in region play and advanced to the 5A state semifinals
- Named first-team all-state by the Deseret News and the Salt Lake Tribune
- As a junior averaged 19.4 points, 6.5 rebounds, 1.5 assists and 1.1 steals as American Fork finished 17-9 overall and 7-3 in region play and advanced to the 5A state semifinals
- Named first-team all-state by the Deseret News, second-team all-state by the Salt Lake Tribune, All-Valley by the Daily Herald
- As a sophomore averaged 5.8 points and 3.8 rebounds as American Fork finished 19-3 overall and 9-1 in region play

2014-15 SEASON HIGHS

PTS	8 at Portland – 2/26/15
1st H	5, twice, last vs. Santa Clara – 1/31/15
2nd H	6 at Portland – 2/26/15
REB	8 vs. Santa Clara – 1/31/15
AST	1, three times, last at Portland – 2/26/15
STL	2, twice, last at Portland – 2/26/15
BLK	1, twice, last vs. Saint Mary's – 2/12/15
FGM	3 at Portland – 2/26/15
FGA	4 at Portland – 2/26/15
3PM	1, twice, last vs. San Diego – 2/19/15
3PA	1, 7 times, last at Portland – 2/26/15
FTM	5 vs. Santa Clara – 1/31/15
FTA	6 vs. Santa Clara – 1/31/15

MISCELLANEOUS

	14-15	Career
Double-Figure Points	0 (0-0)	same
20-plus Points	0 (0-0)	same
Double-Figure Reb	0 (0-0)	same
Double-Doubles	0 (0-0)	same
3-plus Steals	0 (0-0)	same
3-plus Blocks	0 (0-0)	same
3-plus 3-point FG	0 (0-0)	same
Scoring Leader	0 (0-0)	same
Rebound Leader	0 (0-0)	same
Assist Leader	0 (0-0)	same

2014-15 GAME-BY-GAME

Opponent	Date	GS	Min	FG	FGA	Pct	3FG	FGA	Pct	FT	FTA	Pct	Off	Def	TR	Avg	PF	FO	A	TO	Blk	Stl	Pts	Avg	
Long Beach State	11/14/14																								
Arkansas-Little Rock	11/18/14		1	0	0	.000	0	0	.000	0	0	.000	0	0	0	0.0	0	0	0	0	0	0	0	0.0	
Southern Virginia	11/19/14		16	1	2	.500	0	1	.000	1	2	.500	1	2	3	1.5	1	0	1	0	0	0	3	1.5	
vs. San Diego State	11/24/14																								
vs. Chaminade	11/25/14		3	0	0	.000	0	0	.000	0	0	.000	0	1	1	1.3	0	0	0	1	0	0	0	1.0	
vs. Purdue	11/26/14																								
Eastern Kentucky	11/29/14																								
at Utah State	12/02/14																								
vs. Hawai'i	12/06/14		1	0	1	.000	0	0	.000	0	0	.000	1	0	1	1.3	0	0	0	0	0	0	0	0.8	
Utah	12/10/14																								
at Weber State	12/13/14																								
Stanford	12/20/14																								
UMass	12/23/14																								
Gonzaga	12/27/14																								
Portland	12/29/14																								
at Santa Clara	01/01/15		3	1	2	.500	0	0	.000	0	0	.000	0	0	0	1.0	0	0	0	0	0	0	2	1.0	
at San Francisco	01/03/15		3	0	0	.000	0	0	.000	0	0	.000	0	0	0	0.8	0	0	0	0	0	0	0	0.8	
Pepperdine	01/08/15																								
Loyola Marymount	01/10/15																								
at Pacific	01/15/15		7	2	2	1.000	1	1	1.000	0	0	.000	0	0	0	0.7	1	0	0	0	0	0	5	1.4	
at Saint Mary's	01/17/15		1	0	1	.000	0	1	.000	0	0	.000	0	0	0	0.6	0	0	0	0	0	0	0	1.3	
at San Diego	01/24/15																								
San Francisco	01/29/15		5	1	1	1.000	0	0	.000	0	0	.000	1	0	1	0.7	2	0	0	0	0	0	2	1.3	
Santa Clara	01/31/15		12	0	1	.000	0	0	.000	5	6	.833	5	3	8	1.4	1	0	0	2	0	0	5	1.7	
at Pepperdine	02/05/15		13	1	2	.500	0	1	.000	0	0	.000	1	2	3	1.5	3	0	1	0	1	0	2	1.7	
at Loyola Marymount	02/07/15		1	0	0	.000	0	0	.000	0	0	.000	0	0	0	1.4	0	0	0	0	0	0	0	1.6	
Saint Mary's	02/12/15		14	1	2	.500	0	1	.000	0	0	.000	0	1	1	1.4	3	0	0	0	1	2	2	1.6	
Pacific	02/14/15		13	0	0	.000	0	0	.000	0	0	.000	1	1	2	1.4	1	0	0	1	0	0	0	1.5	
San Diego	02/19/15		13	1	1	1.000	1	1	1.000	1	2	.500	1	1	2	1.5	2	0	0	0	0	0	4	1.7	
at Portland	02/26/15		20	3	4	.750	0	1	.000	2	2	1.000	1	2	3	1.6	4	0	1	0	0	2	8	2.1	
at Gonzaga	02/28/15		3	0	0	.000	0	0	.000	2	4	.500	0	2	2	1.6	1	0	0	0	0	0	2	2.1	
vs. SCU/LMU	03/07/15																								
Totals			0	129	11	19	.579	2	7	.286	11	16	.688	12	15	27	1.6	19	0	3	4	2	4	35	2.1

CAREER STATISTICS (ALL GAMES)

Year	GP	GS	Min	Avg	FG	FGA	Pct	3FG	FGA	Pct	FT	FTA	Pct	Off	Def	TR	Avg	PF	FO	A	TO	Blk	Stl	Pts	Avg
2014-15	17	0	129	7.6	11	19	.579	2	7	.286	11	16	.688	12	15	27	1.6	19	0	3	4	2	4	35	2.1
TOTAL	17	0	129	7.6	11	19	.579	2	7	.286	11	16	.688	12	15	27	1.6	19	0	3	4	2	4	35	2.1

CAREER STATISTICS (CONFERENCE GAMES)

Year	GP	GS	Min	Avg	FG	FGA	Pct	3FG	FGA	Pct	FT	FTA	Pct	Off	Def	TR	Avg	PF	FO	A	TO	Blk	Stl	Pts	Avg
2014-15	13	0	108	8.3	10	16	.625	2	6	.333	10	14	.714	10	12	22	1.7	18	0	2	3	2	4	32	2.5
TOTAL	13	0	108	8.3	10	16	.625	2	6	.333	10	14	.714	10	12	22	1.7	18	0	2	3	2	4	32	2.5

#12 • JOSH SHARP
6-7 • 190 • SR • FORWARD



HIGHLAND, UTAH
UTAH

2014-15 SEASON HIGHS

PTS	8 vs. Saint Mary's – 2/12/15
1st H	2, 3 times, last vs. Saint Mary's – 2/12/15
2nd H	6 vs. Saint Mary's – 2/12/15
REB	8 vs. Pacific – 2/14/15
AST	5 vs. Saint Mary's – 2/12/15
STL	2, twice, last at LMU – 2/7/15
BLK	2 vs. Pacific – 2/14/15
FGM	2, twice, last vs. Saint Mary's – 2/12/15
FGA	3, twice, last vs. Saint Mary's – 2/12/15
3PM	1, twice, last vs. Pacific – 2/14/15
3PA	2 vs. Santa Clara – 1/31/15
FTM	4 vs. Saint Mary's – 2/12/15
FTA	4 vs. Saint Mary's – 2/12/15

CAREER HIGHS

PTS	14 at Gonzaga – 1/24/13, SCU – 2/2/13
1st H	10 at Gonzaga – 1/24/13
2nd H	8 vs. Virginia Tech – 12/29/12
REB	12 vs. LMU – 1/3/13
AST	5 vs. Saint Mary's – 2/12/15
STL	2, 6 times, last at LMU – 2/7/15
BLK	2, 3 times, last vs. Pacific – 2/14/15
FGM	6 vs. Montana – 11/28/12
FGA	8 vs. Montana – 11/28/12
3PM	1, 5 times, last vs. Pacific – 2/14/15
3PA	2 vs. Santa Clara – 1/31/15
FTM	4, 5 times, last vs. Saint Mary's – 2/12/15
FTA	6 at Gonzaga – 1/24/13

MISCELLANEOUS

	14-15	Career
Double-Figure Points	0 (0-0)	5 (4-1)
20-plus Points	0 (0-0)	0 (0-0)
Double-Figure Reb	0 (0-0)	3 (2-1)
Double-Doubles	0 (0-0)	0 (0-0)
3-plus Steals	0 (0-0)	0 (0-0)
3-plus Blocks	0 (0-0)	0 (0-0)
3-plus 3-point FG	0 (0-0)	0 (0-0)
Scoring Leader	0 (0-0)	1 (0-1)
Rebound Leader	0 (0-0)	4 (3-1)
Assist Leader	1 (1-0)	2 (2-0)

2014-15 SEASON — PPG: 1.6 RPG: 2.4 APG: 0.7 SPG: 0.3 BPG: 0.4 FG%: .579 3FG%: .500 FT%: .750

Last Time Out

- Had 3 rebounds and 1 block at Gonzaga

In 2014-15 • Senior

- Scored 3 points and grabbed 1 rebound against Arkansas-Little Rock
- Scored 4 points, grabbed 4 rebounds and added an assist, a steal and a block against Southern Virginia
- Started his first game of the season and finished with 7 rebounds, 3 assists, 2 points and 2 steals at LMU
- Totaled 8 points, 6 rebounds, a career-high 5 assists, 1 block and 1 steal against Saint Mary's
- Totaled 8 rebounds, 3 points, 2 blocks and 1 assist vs. Pacific

In 2013-14 • Junior

- Posted season highs of 10 points (Loyola Marymount), 7 rebounds (Pacific), 3 assists (San Diego), 2 steals (at San Diego), 3 field goals made (Loyola Marymount), 4 free throws made (Loyola Marymount)
- Scored 10 points and grabbed four rebounds against Loyola Marymount on Jan. 11
- Averaged 1.4 points and 2.4 rebounds and shot .630 from the field and .579 from the free throw line

In 2012-13 • Sophomore

- Was 15th in the WCC in all games in offensive rebounds and 9th in the WCC in conference games
- Played in 32 games, started 22, recorded double-figure points 4 times, double-figure rebounds 3 times ... did not play in the last four games of the season due to a strained Achilles

- Tied for second all-time at BYU with 9 offensive rebounds against Loyola Marymount in Provo
- Led team in scoring once against No. 10 Gonzaga and in rebounding 4 times
- Posted season highs of 14 points (at Gonzaga, vs. Santa Clara), 12 rebounds (vs. LMU), 2 assists (5 times), 2 steals (three times) and 2 blocks (twice)
- Averaged 4.4 points, 3.9 rebounds, 0.7 assists and 0.4 steals, shot .567 from the field and .718 from the free throw line

In 2011-12 • Freshman

- Played in 28 games
- Received Bronze Honors on the WCC Commissioner's Honor Roll
- Posted season highs of 5 points, 6 rebounds, 3 assists, 1 block and 1 steal

Before BYU

- Played for Quincy Lewis
- Helped the Knights to back-to-back state titles in 2007-08
- Named first-team all-state by the Deseret News and Salt Lake Tribune
- A team captain as a senior and averaged 13.5 points and 6.3 rebounds as a senior

Personal

- Parents are Joe and Debbie Sharp
- Wife's name is Jordan and they have a daughter, Jaycee
- Served a mission for The Church of Jesus Christ of Latter-day Saints in Houston

2014-15 GAME-BY-GAME

Opponent	Date	GS	Min	FG	FGA	Pct	3FG	FGA	Pct	FT	FTA	Pct	Off	Def	TR	Avg	PF	FO	A	TO	Blk	Stl	Pts	Avg	
Long Beach State	11/14/14		4	0	0	.000	0	0	.000	0	0	.000	0	0	0	0.0	0	0	0	0	0	0	0	0.0	
Arkansas-Little Rock	11/18/14		5	1	1	1.000	0	0	.000	1	2	.500	1	0	1	0.5	3	0	0	0	0	0	3	1.5	
Southern Virginia	11/19/14		10	2	2	1.000	0	0	.000	0	0	.000	3	1	4	1.7	0	0	1	0	1	1	4	2.3	
vs. San Diego State	11/24/14																								
vs. Chaminade	11/25/14		7	0	0	.000	0	0	.000	1	2	.500	1	1	2	1.8	2	0	0	0	0	2	1	2.0	
vs. Purdue	11/26/14																								
Eastern Kentucky	11/29/14		11	0	0	.000	0	0	.000	0	0	.000	0	2	2	1.8	1	0	1	1	0	0	0	1.6	
at Utah State	12/02/14		9	1	2	.500	0	0	.000	0	0	.000	1	0	1	1.7	0	0	0	0	0	0	2	1.7	
vs. Hawai'i	12/06/14		2	1	1	1.000	0	0	.000	0	0	.000	0	0	0	1.4	1	0	0	0	0	0	2	1.7	
Utah	12/10/14		7	0	1	.000	0	0	.000	0	0	.000	0	0	0	1.3	2	0	0	0	1	0	0	1.5	
at Weber State	12/13/14																								
Stanford	12/20/14																								
UMass	12/23/14																								
Gonzaga	12/27/14																								
Portland	12/29/14																								
at Santa Clara	01/01/15		6	0	1	.000	0	0	.000	0	0	.000	0	2	2	1.3	1	0	1	0	0	0	0	1.3	
at San Francisco	01/03/15		6	0	0	.000	0	0	.000	0	0	.000	0	1	1	1.3	1	0	0	1	0	0	0	1.2	
Pepperdine	01/08/15																								
Loyola Marymount	01/10/15		5	0	0	.000	0	0	.000	0	0	.000	0	1	1	1.3	0	0	0	0	0	0	0	1.1	
at Pacific	01/15/15		2	1	1	1.000	0	0	.000	0	0	.000	1	1	2	1.3	0	0	0	0	1	0	2	1.2	
at Saint Mary's	01/17/15																								
at San Diego	01/24/15																								
San Francisco	01/29/15																								
Santa Clara	01/31/15		3	1	2	.500	1	2	.500	0	0	.000	0	0	0	1.2	1	0	0	0	0	0	3	1.3	
at Pepperdine	02/05/15																								
at Loyola Marymount	02/07/15	*	28	1	3	.333	0	1	.000	0	0	.000	4	3	7	1.6	1	0	3	2	0	2	2	1.4	
Saint Mary's	02/12/15	*	25	2	3	.667	0	0	.000	4	4	1.000	5	1	6	1.9	4	0	5	0	1	1	8	1.8	
Pacific	02/14/15	*	15	1	1	1.000	1	1	1.000	0	0	.000	3	5	8	2.3	4	0	1	1	2	0	3	1.9	
San Diego	02/19/15	*	9	0	1	.000	0	0	.000	0	0	.000	0	1	1	2.2	1	0	0	0	0	0	0	1.8	
at Portland	02/26/15	*	12	0	0	.000	0	0	.000	0	0	.000	2	2	4	2.3	3	0	1	0	0	0	0	1.7	
at Gonzaga	02/28/15	*	8	0	0	.000	0	0	.000	0	0	.000	2	1	3	2.4	2	0	0	0	1	0	0	1.6	
vs. SCU/LMU	03/07/15																								
Totals			6	174	11	19	.579	2	4	.500	6	8	.750	23	22	45	2.4	27	0	13	5	7	6	30	1.6

CAREER STATISTICS (ALL GAMES)

Year	GP	GS	Min	Avg	FG	FGA	Pct	3FG	FGA	Pct	FT	FTA	Pct	Off	Def	TR	Avg	PF	FO	A	TO	Blk	Stl	Pts	Avg
2011-12	28	0	197	7.0	9	23	.391	1	5	.200	14	23	.609	16	22	38	1.4	21	0	12	12	3	4	33	1.2
2012-13	32	22	592	18.5	55	97	.567	2	6	.333	28	39	.718	60	64	124	3.9	68	0	21	21	7	13	140	4.4
2013-14	32	3	352	11.0	17	27	.630	0	2	.000	11	19	.579	26	51	77	2.4	52	0	14	6	8	5	45	1.4
2014-15	19	6	174	9.2	11	19	.579	2	4	.500	6	8	.750	23	22	45	2.4	27	0	13	5	7	6	30	1.6
TOTAL	111	31	1315	11.8	92	166	.554	5	17	.294	59	89	.663	125	159	284	2.6	168	0	60	44	25	28	248	2.2

CAREER STATISTICS (CONFERENCE GAMES)

Year	GP	GS	Min	Avg	FG	FGA	Pct	3FG	FGA	Pct	FT	FTA	Pct	Off	Def	TR	Avg	PF	FO	A	TO	Blk	Stl	Pts	Avg
2011-12	13	0	63	4.8	0	4	.000	0	1	.000	10	14	.714	6	4	10	0.8	7	0	3	2	3	2	10	0.8
2012-13	16	11	286	17.9	26	43	.605	2	3	.667	14	19	.737	33	27	60	3.8	32	0	15	9	0	8	68	4.3
2013-14	18	3	244	13.6	12	17	.706	0	1	.000	9	16	.563	15	31	46	2.6	38	0	9	2	4	5	33	1.8
2014-15	11	6	119	10.8	6	12	.500	2	4	.500	4	4	1.000	17	18	35	3.2	18	0	11	4	5	3	18	1.6
TOTAL	58	20	712	12.3	44	76	.579	4	9	.444	37	53	.698	71	80	151	2.6	95	0	38	17	12	18	129	2.2

#15 • JAKE TOOLSON
6-5 • 215 • FR • GUARD



GILBERT, ARIZONA
HIGHLAND HS

2014-15 SEASON — PPG: 2.5 RPG: 1.5 APG: 0.5 SPG: 0.3 BPG: 0.0 FG%: .408 3FG%: .400 FT%: 1.000

Last Time Out

- Did not play at Gonzaga

In 2014-15 • Freshman

- Scored 3 points, grabbed 3 rebounds and added an assist and a steal in 10 minutes of playing time against Arkansas-Little Rock
- Led the team with 15 points, also set a team season high with 5 3-pointers against SVU ... added 7 boards, 4 assists and 4 steals
- Had 8 points, hit 2 threes and added 2 rebounds and an assist vs. Chaminade
- Scored 8 points, hit 2 threes and had 2 assists at Santa Clara
- Scored 11 points on 3 of 4 3-point shooting ... added 3 rebounds and 1 assist at San Francisco

Before BYU

- A four-year letterman and two-time first-team all-state honoree playing for Derrick Donaldson at Highland High School
- Scored 2,007 career points at Highland and averaged 19.1 points per game
- As a senior averaged 27.3 points, 12.1 rebounds, 3.5 assists and 1.6 steals per game and hit 59 threes
- Shot .522 from the field, .380 from three and .838 from the free-throw line
- Named first-team Division I All-Arizona by AZcentral.com and first-team All-Tribune by the East Valley Tribune
- As a junior averaged 18.9 points, 8.0 rebounds, 4.0 assists, 1.6 steals and 1.0 blocks and hit 34 threes while Highland finish 18-10 overall and 11-6 in league play

- Named first-team Division I All-Arizona by AZcentral.com and first-team All-Tribune by the East Valley Tribune
- As a sophomore averaged 18.4 points, 6.3 rebounds, 1.6 assists and 1.5 steals and hit 49 threes
- Named All-Tribune honorable mention by the East Valley Tribune
- As a freshman averaged 10.2 points, 7.2 rebounds, 1.7 assists and 1.4 steals and hit 47 threes
- Played for Nevada Select during the AAU season
- Played for the Arizona Power during the AAU season

Personal

- Parents are Troy and Sheila Toolson
- Has one brother and two sisters
- Also recruited by Arizona State, Boston College, Utah State and Saint Mary's
- Nephew of former BYU great Danny Ainge

2014-15 SEASON HIGHS

PTS	15 vs. SVU – 11/19/14
1st H	9, twice, last at San Francisco – 1/3/15
2nd H	8 vs. Chaminade – 11/25/14
REB	7 vs. SVU – 11/19/14
AST	4 vs. SVU – 11/19/14
STL	4 vs. SVU – 11/19/14
BLK	—
FGM	5 vs. SVU – 11/19/14
FGA	9, twice, last vs. Chaminade – 11/25/14
3PM	5 vs. SVU – 11/19/14
3PA	8 vs. SVU – 11/19/14
FTM	2 vs. Santa Clara – 1/31/15
FTA	2 vs. Santa Clara – 1/31/15

MISCELLANEOUS

	14-15	Career
Double-Figure Points	2 (2-0)	same
20-plus Points	0 (0-0)	same
Double-Figure Reb	0 (0-0)	same
Double-Doubles	0 (0-0)	same
3-plus Steals	1 (1-0)	same
3-plus Blocks	0 (0-0)	same
3-plus 3-point FG	2 (2-0)	same
Scoring Leader	1 (1-0)	same
Rebound Leader	1 (1-0)	same
Assist Leader	0 (0-0)	same

2014-15 GAME-BY-GAME

Opponent	Date	GS	Min	FG	FGA	Pct	3FG	FGA	Pct	FT	FTA	Pct	Off	Def	TR	Avg	PF	FO	A	TO	Blk	Stl	Pts	Avg	
Long Beach State	11/14/14		4	0	0	.000	0	0	.000	0	0	.000	0	2	2	2.0	0	0	0	0	0	0	0	0.0	
Arkansas-Little Rock	11/18/14		10	1	1	1.000	1	1	1.000	0	0	.000	1	2	3	2.5	0	0	1	1	0	1	3	1.5	
Southern Virginia	11/19/14		25	5	9	.556	5	8	.625	0	0	.000	0	7	7	4.0	2	0	4	1	0	4	15	6.0	
vs. San Diego State	11/24/14		1	0	0	.000	0	0	.000	0	0	.000	0	0	0	3.0	1	0	0	0	0	0	0	4.5	
vs. Chaminade	11/25/14		12	3	9	.333	2	5	.400	0	0	.000	0	2	2	2.8	0	0	1	0	0	0	8	5.2	
vs. Purdue	11/26/14																								
Eastern Kentucky	11/29/14		6	0	1	.000	0	1	.000	0	0	.000	0	1	1	2.5	1	0	1	0	0	0	0	4.3	
at Utah State	12/02/14																								
vs. Hawai'i	12/06/14		7	0	0	.000	0	0	.000	0	0	.000	1	1	2	2.4	0	0	0	0	0	0	0	3.7	
Utah	12/10/14																								
at Weber State	12/13/14																								
Stanford	12/20/14		3	0	0	.000	0	0	.000	0	0	.000	0	0	0	2.1	1	0	0	0	0	0	0	3.3	
UMass	12/23/14		2	0	0	.000	0	0	.000	0	0	.000	0	0	0	1.9	0	0	0	0	0	0	0	2.9	
Gonzaga	12/27/14		15	1	3	.333	1	3	.333	0	0	.000	0	3	3	2.0	1	0	0	0	0	1	3	2.9	
Portland	12/29/14		9	0	2	.000	0	2	.000	0	0	.000	0	2	2	2.0	0	0	0	0	0	0	0	2.6	
at Santa Clara	01/01/15		16	3	5	.600	2	4	.500	0	0	.000	0	1	1	1.9	2	0	2	0	0	1	8	3.1	
at San Francisco	01/03/15		17	4	6	.667	3	4	.750	0	0	.000	1	2	3	2.0	2	0	1	0	0	0	11	3.7	
Pepperdine	01/08/15		11	0	2	.000	0	2	.000	0	0	.000	0	2	2	2.0	0	0	0	0	0	0	0	3.4	
Loyola Marymount	01/10/15		6	1	2	.500	1	2	.500	0	0	.000	0	1	1	1.9	1	0	0	1	0	0	3	3.4	
at Pacific	01/15/15		11	0	2	.000	0	2	.000	0	0	.000	0	1	1	1.9	1	0	1	1	0	0	0	3.2	
at Saint Mary's	01/17/15		8	1	2	.500	1	2	.500	0	0	.000	0	1	1	1.8	2	0	0	0	0	0	3	3.2	
at San Diego	01/24/15																								
San Francisco	01/29/15		6	1	3	.333	0	2	.000	0	0	.000	0	2	2	1.8	2	0	0	0	0	0	2	3.1	
Santa Clara	01/31/15		10	0	2	.000	0	2	.000	2	2	1.000	0	1	1	1.8	0	0	1	0	0	0	2	3.1	
at Pepperdine	02/05/15		2	0	0	.000	0	0	.000	0	0	.000	0	0	0	1.7	0	0	1	0	0	0	0	2.9	
at Loyola Marymount	02/07/15		1	0	0	.000	0	0	.000	0	0	.000	0	0	0	1.6	0	0	0	0	0	0	0	2.8	
Saint Mary's	02/12/15		6	0	0	.000	0	0	.000	0	0	.000	0	0	0	1.5	0	0	0	1	0	0	0	2.6	
Pacific	02/14/15		1	0	0	.000	0	0	.000	0	0	.000	0	0	0	1.5	0	0	0	0	0	0	0	2.5	
San Diego	02/19/15																								
at Portland	02/26/15																								
at Gonzaga	02/28/15																								
vs. SCU/LMU	03/07/15																								
Totals			0	189	20	49	.408	16	40	.400	2	2	1.000	3	31	34	1.5	16	0	12	6	0	7	58	2.5

CAREER STATISTICS (ALL GAMES)

Year	GP	GS	Min	Avg	FG	FGA	Pct	3FG	FGA	Pct	FT	FTA	Pct	Off	Def	TR	Avg	PF	FO	A	TO	Blk	Stl	Pts	Avg
2014-15	23	0	189	8.2	20	49	.408	16	40	.400	2	2	1.000	3	31	34	1.5	16	0	12	6	0	7	58	2.5
TOTAL	23	0	189	8.2	20	49	.408	16	40	.400	2	2	1.000	3	31	34	1.5	16	0	12	6	0	7	58	2.5

CAREER STATISTICS (CONFERENCE GAMES)

Year	GP	GS	Min	Avg	FG	FGA	Pct	3FG	FGA	Pct	FT	FTA	Pct	Off	Def	TR	Avg	PF	FO	A	TO	Blk	Stl	Pts	Avg
2014-15	14	0	119	8.5	11	29	.379	8	25	.320	2	2	1.000	1	16	17	1.2	11	0	5	4	0	2	32	2.3
TOTAL	14	0	119	8.5	11	29	.379	8	25	.320	2	2	1.000	1	16	17	1.2	11	0	5	4	0	2	32	2.3

#20 • ANSON WINDER
6-3 • 190 • SR • GUARD



LAS VEGAS, NEVADA
BISHOP GORMAN

2014-15 SEASON HIGHS

PTS	25 vs. UMass – 12/23/14
1st H	17 at San Francisco – 1/3/15
2nd H	18 vs. UMass – 12/23/14 (includes OT)
REB	8 vs. Chaminade – 11/25/14
AST	6 vs. Hawai'i – 12/6/14
STL	5 at Portland – 2/26/15
BLK	2 vs. SVU – 11/19/14
FGM	10 vs. Portland – 12/29/14
FGA	15 vs. Pepperdine – 1/8/15
3PM	3, 6 times, last at Santa Clara – 1/31/15
3PA	9 vs. LMU – 1/10/15
FTM	11 at Pepperdine – 02/05/14
FTA	13 at Pepperdine – 02/05/14

CAREER HIGHS

PTS	25 vs. UMass – 12/23/14
1st H	17 at San Francisco – 1/3/15
2nd H	18 vs. UMass – 12/23/14 (includes OT)
REB	8 vs. Chaminade – 11/25/14
AST	9 vs. Northern Arizona – 11/30/11
STL	6 vs. LMU – 3/8/14
BLK	2, twice, last vs. SVU – 11/19/14
FGM	10 vs. Portland – 12/29/14
FGA	15 vs. Pepperdine – 1/8/15
3PM	6 vs. Buffalo – 12/20/11
3PA	9 vs. LMU – 1/10/15
FTM	11 at Pepperdine – 02/05/14
FTA	13 at Pepperdine – 02/05/14

MISCELLANEOUS

	14-15	Career
Double-Figure Points	20 (14-6)	36 (30-6)
20-plus Points	3 (2-1)	5 (4-1)
Double-Figure Reb	0 (0-0)	0 (0-0)
Double-Doubles	0 (0-0)	0 (0-0)
3-plus Steals	1 (1-0)	10 (8-2)
3-plus Blocks	0 (0-0)	0 (0-0)
3-plus 3-point FG	6 (5-1)	9 (8-1)
Scoring Leader	2 (1-1)	4 (3-1)
Rebound Leader	2 (2-0)	3 (3-0)
Assist Leader	1 (0-1)	9 (8-1)

2014-15 SEASON — PPG: 13.3 RPG: 3.5 APG: 1.9 SPG: 1.4 BPG: 0.2 FG%: .477 3FG%: .374 FT%: .727

Last Time Out

- Had 4 points, 2 assists and 1 steal at Gonzaga

In 2014-15 • Senior

- Had 18 points, a career-high 8 rebounds, 3 assists, 1 block and 2 steals vs. Chaminade
- Scored 18 points on 7 of 9 shooting from the field and 3 of 3 from downtown vs. Purdue
- Totaled 19 points, 5 boards, 1 assist, 2 steals vs. EKU
- Scored 17 points and added 3 boards, 3 assists and 2 steals vs. Utah State
- Scored a career-high 25 points against UMass ... added 5 rebounds and a steal
- Scored 22 points and added 2 rebounds, 3 assists and 2 steals in his first start of the season against Portland
- Had 15 points, 5 assists, 3 rebounds, 2 steals and 1 block vs. LMU

In 2013-14 • Junior

- Posted season highs of 22 points (Mount St. Mary's), 6 rebounds (Santa Clara), 6 assists (Mount St. Mary's), 6 steals (Loyola Marymount), 9 field goals made (Mount St. Mary's), 3 3-pointers made (Prairie View A&M), 10 free throws made (Gonzaga)
- Scored in double figures in five consecutive games from Feb. 20 until March 10
- In the WCC tournament, scored 16 points, hit 8 of 8 from the free throw line and added a career-best 6 steals vs. Loyola Marymount
- Scored in double figures 10 times, had 20-plus points once, led the team in scoring twice and assists once

In 2012-13 • Sophomore

- Averaged 2.1 points, 1.9 rebounds, 0.5 assists and shot .380 from the field

In 2011-12 • Freshman

- Started 15 times and played in 34 games
- Posted season highs of 20 points, 4 rebounds, 9 assists, 4 steals and 2 blocks
- Hit 7 of 8 from the field and 6 of 7 from downtown for a then career-best 20 points vs. Buffalo
- Averaged 4.3 points, 1.7 assists, 1.6 rebounds and 1.0 steals

Before BYU

- Coached by Grant Rice at Bishop Gorman High School
- Helped lead Bishop Gorman to back-to-back Nevada 4A state titles
- Averaged 17 points and 7 boards as a senior and led Bishop Gorman to a 30-2 record
- Earned first-team All-Southwest League and first-team All-Sunset Division honors

Personal

- Parents are Chuck Winder and Teresa Williams
- Has one sister
- Also recruited by Nevada, SMU, Portland, UC Riverside and Idaho

2014-15 GAME-BY-GAME

Opponent	Date	GS	Min	FG	FGA	Pct	3FG	FGA	Pct	FT	FTA	Pct	Off	Def	TR	Avg	PF	FO	A	TO	Blk	Stl	Pts	Avg
Long Beach State	11/14/14		24	4	7	.571	2	4	.500	2	3	.667	0	6	6	6.0	1	0	2	0	0	1	12	12.0
Arkansas-Little Rock	11/18/14		18	4	9	.444	1	4	.250	0	0	.000	0	5	5	5.5	2	0	2	0	0	1	9	10.5
Southern Virginia	11/19/14		15	4	7	.571	0	2	.000	2	2	1.000	0	0	0	3.7	2	0	1	1	2	2	10	10.3
vs. San Diego State	11/24/14		37	5	12	.417	2	3	.667	2	4	.500	2	3	5	4.0	3	0	1	0	0	0	14	11.3
vs. Chaminade	11/25/14		24	7	11	.636	2	3	.667	2	3	.667	1	7	8	4.8	3	0	3	2	1	2	18	12.6
vs. Purdue	11/26/14		34	7	9	.778	3	3	1.000	1	2	.500	0	1	1	4.2	3	0	0	0	0	0	18	13.5
Eastern Kentucky	11/29/14		20	7	11	.636	3	4	.750	2	2	1.000	2	3	5	4.3	3	0	1	3	0	2	19	14.3
at Utah State	12/02/14		29	6	10	.600	1	4	.250	4	4	1.000	0	3	3	4.1	4	0	3	2	0	2	17	14.6
vs. Hawai'i	12/06/14		31	4	10	.400	2	6	.333	1	2	.500	1	4	5	4.2	3	0	6	2	1	2	11	14.2
Utah	12/10/14		32	4	8	.500	2	5	.400	0	0	.000	2	2	4	4.2	3	0	2	0	0	2	10	13.8
at Weber State	12/13/14		25	4	7	.571	1	3	.333	0	1	.000	0	5	5	4.3	2	0	2	1	0	1	9	13.4
Stanford	12/20/14		27	3	8	.375	1	5	.200	6	10	.600	0	4	4	4.3	0	0	2	2	0	0	13	13.3
UMass	12/23/14		31	7	13	.538	3	7	.429	8	10	.800	1	4	5	4.3	2	0	0	1	0	1	25	14.2
Gonzaga	12/27/14		34	5	14	.357	0	4	.000	7	8	.875	0	3	3	4.2	2	0	0	2	0	1	17	14.4
Portland	12/29/14	*	30	10	14	.714	2	4	.500	0	0	.000	0	2	2	4.1	2	0	3	2	0	2	22	14.9
at Santa Clara	01/01/15	*	17	3	8	.375	2	7	.286	0	1	.000	0	3	3	4.0	2	0	0	2	0	0	8	14.5
at San Francisco	01/03/15	*	20	5	8	.625	3	6	.500	4	5	.800	0	3	3	3.9	3	0	4	2	0	1	17	14.6
Pepperdine	01/08/15	*	36	6	15	.400	2	8	.250	2	2	1.000	1	4	5	4.0	3	0	5	3	0	2	16	14.7
Loyola Marymount	01/10/15	*	37	5	14	.357	3	9	.333	2	2	1.000	0	3	3	3.9	1	0	5	1	1	2	15	14.7
at Pacific	01/15/15																							
at Saint Mary's	01/17/15																							
at San Diego	01/24/15	*	35	4	12	.333	1	4	.250	0	0	.000	1	3	4	4.0	3	0	1	1	0	2	9	14.5
San Francisco	01/29/15	*	28	3	8	.375	0	2	.000	5	8	.625	0	4	4	4.0	1	0	0	0	0	2	11	14.3
Santa Clara	01/31/15	*	23	4	8	.500	3	4	.750	2	5	.400	0	4	4	4.0	0	0	1	0	1	2	13	14.2
at Pepperdine	02/05/15	*	31	4	12	.333	1	6	.167	11	13	.846	1	1	2	3.9	4	0	1	1	0	2	20	14.5
at Loyola Marymount	02/07/15		6	0	2	.000	0	1	.000	2	2	1.000	0	0	0	3.7	0	0	0	0	0	0	2	14.0
Saint Mary's	02/12/15																							
Pacific	02/14/15																							
San Diego	02/19/15		30	5	7	.714	1	2	.500	4	6	.667	1	1	2	3.6	2	0	2	0	0	1	15	14.0
at Portland	02/26/15		21	1	8	.125	1	3	.333	2	2	1.000	3	1	4	3.7	0	0	2	1	0	5	5	13.7
at Gonzaga	02/28/15		24	1	4	.250	1	2	.500	1	2	.500	0	0	0	3.5	3	0	2	1	0	1	4	13.3
vs. SCU/LMU	03/07/15																							
Totals			9	719	122	.477	43	115	.374	72	99	.727	16	79	95	3.5	57	0	51	30	6	39	359	13.3

CAREER STATISTICS (ALL GAMES)

Year	GP	GS	Min	Avg	FG	FGA	Pct	3FG	FGA	Pct	FT	FTA	Pct	Off	Def	TR	Avg	PF	FO	A	TO	Blk	Stl	Pts	Avg
2011-12	34	15	551	16.2	48	131	.366	25	84	.298	26	41	.634	3	50	53	1.6	40	0	57	32	3	35	147	4.3
2012-13	31	1	250	8.1	19	50	.380	5	20	.250	21	33	.636	8	24	32	1.0	28	0	16	9	2	13	64	2.1
2013-14	35	9	586	16.7	76	141	.539	25	62	.403	51	69	.739	6	56	62	1.8	55	0	45	19	2	20	228	6.5
2014-15	27	9	719	26.6	122	256	.477	43	115	.374	72	99	.727	16	79	95	3.5	57	0	51	30	6	39	359	13.3
TOTAL	127	34	2106	16.6	265	578	.458	98	281	.349	170	242	.702	33	209	242	1.9	180	0	169	90	13	107	798	6.3

CAREER STATISTICS (CONFERENCE GAMES)

Year	GP	GS	Min	Avg	FG	FGA	Pct	3FG	FGA	Pct	FT	FTA	Pct	Off	Def	TR	Avg	PF	FO	A	TO	Blk	Stl	Pts	Avg
2011-12	16	7	238	14.9	23	62	.371	10	36	.278	11	14	.786	1	26	27	1.7	26	0	19	11	0	20	67	4.2
2012-13	16	1	160	10.0	17	35	.486	5	14	.357	12	17	.706	6	12	18	1.1	21	0	10	4	1	11	51	3.2
2013-14	18	3	280	15.6	35	63	.556	12	27	.444	29	41	.707	3	26	29	1.6	24	0	17	13	1	4	111	6.2
2014-15	14	9	372	26.6	56	134	.418	20	62	.323	42	56	.750	7	32	39	2.8	26	0	26	16	2	23	174	12.4
TOTAL	64	20	1050	16.4	131	294	.446	47	139	.338	94	128	.734	17	96	113	1.8	97	0	72	44	4	58	403	6.3

#23 • SKYLER HALFORD
6-1 • 175 • SR. • GUARD



OREM, UTAH
SALT LAKE CC

2014-15 SEASON — PPG: 8.5 RPG: 1.8 APG: 2.4 SPG: 0.8 BPG: 0.0 FG%: .481 3FG%: .473 FT%: .877

Last Time Out

- Finished with 14 points, 4 rebounds, 1 assist and 1 steal at Gonzaga

In 2014-15 • Senior

- Scored 18 points coming off the bench and led the team with a career-best 7 assists vs. Long Beach State
- Scored 12 points and added 6 assists, 5 rebounds and a steal against Portland
- Hit 3 of 6 from three and 6 of 6 from the free throw line for 15 points at Pacific ... added 4 boards and 2 assists
- Totaled 13 points, tied a career-high 7 assists and added 5 rebounds and 1 steal against Santa Clara
- Scored 17 points and added 5 assists and 2 steals against Saint Mary's
- Scored 18 points and added 4 assists and 3 rebounds vs. Pacific
- Scored a season-high 19 points at Portland on 7 of 10 shooting from the field and 4 of 5 from three

In 2013-14 • Junior

- Named WCC Player of the Week Jan. 6 for scoring 28 points on 11 of 16 shooting against San Diego while adding 3 assists, 2 rebounds and 1 steal
- Posted season highs of 28 points (San Diego), 6 rebounds (twice), 4 assists (Santa Clara), 3 steals (at San Francisco), 11 field goals made (San Diego), 4 made threes (San Diego) and 11 free throws made (at San Francisco)
- Scored 28 points and had 3 assists against San Diego on Jan. 4

- Scored 18 points against Pepperdine and grabbed 6 rebounds on Jan. 9
- Scored 12 points, grabbed 6 rebounds and had 4 assists against Santa Clara on Feb. 6
- Scored in double figures 13 times, had 20-plus points once and 3-plus threes 3 times

Before BYU

- Named an NJCAA All-America First Team honoree as a sophomore at Salt Lake CC
- Region 18 MVP and Scenic West Athletic Conference Player of the Year
- Led SLCC to a record of 29-5 overall and 14-1 in the SWAC
- Led SLCC to the SWAC and Region 18 titles and to the round of 16 in the NJCAA Tournament
- Averaged 17.4 points, 4.5 rebounds, 4.0 assists and 1.6 steals
- Shot .461 from the field, .393 from three and .908 from the FT line
- Averaged 10.6 points, 3.1 rebounds, 1.8 assists and 1.1 steals as a freshman
- Led SLCC to a record of 22-9 overall and 9-6 in the SWAC
- As a senior at Timpanogos High School was second in 5A in scoring at 23.6 points per game

Personal

- Parents are Rod and Jill
- Has four siblings
- Served a mission for The Church of Jesus Christ of Latter-day Saints in Brazil

2014-15 SEASON HIGHS

PTS	19 at Portland – 2/26/15
1st H	9 at Gonzaga – 2/28/15
2nd H	16 at Portland – 2/26/15
REB	5, 3 times, last vs. Santa Clara – 1/31/15
AST	7, twice, last vs. Santa Clara – 1/31/15
STL	3 vs. Utah – 12/10/14
BLK	—
FGM	7, twice, last at Portland – 2/26/15
FGA	12 vs. Saint Mary's – 2/2/15
3PM	4 at Portland – 2/26/15
3PA	6, 5 times, last vs. LMU – 2/7/15
FTM	6, 3 times, last at Pacific – 1/15/15
FTA	6, 3 times, last at Pacific – 1/15/15

CAREER HIGHS

PTS	28 vs. San Diego – 1/04/14
1st H	15 vs. San Diego – 1/04/14
2nd H	16 at Portland – 2/26/15
REB	6, twice, last vs. Santa Clara – 2/6/14
AST	7, twice, last vs. Santa Clara – 1/31/15
STL	3, twice, last vs. Utah – 12/10/14
BLK	1 at Pacific – 2/13/14
FGM	11 vs. San Diego – 1/04/14
FGA	16 vs. San Diego – 1/04/14
3PM	4, twice, last at Portland – 2/26/15
3PA	9 vs. Pacific – 1/30/14
FTM	11 at USF – 1/16/14
FTA	12 at USF – 1/16/14

MISCELLANEOUS

	14-15	Career
Double-Figure Points	12 (9-3)	25 (18-7)
20-plus Points	0 (0-0)	1 (1-0)
Double-Figure Reb	0 (0-0)	0 (0-0)
Double-Doubles	0 (0-0)	0 (0-0)
3-plus Steals	1 (0-1)	2 (1-1)
3-plus Blocks	0 (0-0)	0 (0-0)
3-plus 3-point FG	7 (6-1)	10 (9-1)
Scoring Leader	1 (1-0)	2 (2-0)
Rebound Leader	0 (0-0)	0 (0-0)
Assist Leader	6 (4-2)	8 (6-2)

2014-15 GAME-BY-GAME

Opponent	Date	GS	Min	FG	FGA	Pct	3FG	FGA	Pct	FT	FTA	Pct	Off	Def	TR	Avg	PF	FO	A	TO	Blk	Stl	Pts	Avg	
Long Beach State	11/14/14		24	5	7	.714	2	3	.667	6	6	1.000	0	0	0	0.0	3	0	7	2	0	0	18	18.0	
Arkansas-Little Rock	11/18/14		16	2	6	.333	0	3	.000	0	0	.000	0	0	0	0.0	0	0	3	2	0	0	4	11.0	
Southern Virginia	11/19/14	*	2	0	1	.000	0	1	.000	0	0	.000	0	0	0	0.0	0	0	1	1	0	0	0	7.3	
vs. San Diego State	11/24/14															DNP									
vs. Chaminade	11/25/14		10	1	4	.250	1	2	.500	0	0	.000	1	0	1	0.3	2	0	4	3	0	2	3	6.3	
vs. Purdue	11/26/14		2	0	1	.000	0	1	.000	0	0	.000	0	0	0	0.2	1	0	0	1	0	0	0	5.0	
Eastern Kentucky	11/29/14		19	3	8	.375	3	6	.500	0	0	.000	0	2	2	0.5	1	0	4	3	0	0	9	5.7	
at Utah State	12/02/14		20	0	2	.000	0	2	.000	4	4	1.000	1	3	4	1.0	4	0	2	0	0	1	4	5.4	
vs. Hawai'i	12/06/14		10	0	2	.000	0	1	.000	2	2	1.000	0	2	2	1.1	3	0	0	1	0	0	2	5.0	
Utah	12/10/14		12	1	4	.250	0	1	.000	0	0	.000	0	2	2	1.2	0	0	2	0	0	3	2	4.7	
at Weber State	12/13/14		20	2	3	.667	1	1	1.000	0	0	.000	2	3	5	1.6	2	0	3	1	0	1	5	4.7	
Stanford	12/20/14		10	0	3	.000	0	1	.000	0	0	.000	0	0	0	1.5	0	0	0	0	0	0	0	4.3	
UMass	12/23/14		11	1	2	.500	0	0	.000	6	6	1.000	0	1	1	1.4	1	0	1	2	0	0	8	4.6	
Gonzaga	12/27/14		12	3	4	.750	3	4	.750	0	0	.000	0	1	1	1.4	0	0	0	1	0	0	9	4.9	
Portland	12/29/14		23	3	10	.300	2	6	.333	4	5	.800	1	4	5	1.6	4	0	6	1	0	1	12	5.4	
at Santa Clara	01/01/15		12	2	3	.667	2	3	.667	2	2	1.000	0	0	0	1.5	0	0	1	1	0	0	8	5.6	
at San Francisco	01/03/15		13	0	0	.000	0	0	.000	3	4	.750	0	0	0	1.4	1	0	0	3	0	2	3	5.4	
Pepperdine	01/08/15		9	0	2	.000	0	1	.000	0	0	.000	0	2	2	1.5	1	0	2	0	0	0	0	5.1	
Loyola Marymount	01/10/15		19	3	6	.500	3	6	.500	0	0	.000	0	1	1	1.4	1	0	4	1	0	2	9	5.3	
at Pacific	01/15/15	*	28	3	7	.429	3	6	.500	6	6	1.000	2	2	4	1.6	3	0	2	3	0	0	15	5.8	
at Saint Mary's	01/17/15	*	25	4	7	.571	2	4	.500	2	2	1.000	0	2	2	1.6	3	0	1	3	0	1	12	6.2	
at San Diego	01/24/15		29	4	7	.571	2	5	.400	2	2	1.000	1	2	3	1.7	1	0	4	3	0	2	12	6.4	
San Francisco	01/29/15		15	2	7	.286	1	3	.333	3	4	.750	0	1	1	1.6	3	0	2	1	0	0	8	6.5	
Santa Clara	01/31/15	*	29	4	8	.500	3	5	.600	2	5	.400	0	5	5	1.8	3	0	7	2	0	1	13	6.8	
at Pepperdine	02/05/15		23	4	5	.800	2	3	.667	1	2	.500	0	1	1	1.8	2	0	3	1	0	1	11	7.0	
at Loyola Marymount	02/07/15		25	5	8	.625	3	6	.500	5	5	1.000	0	1	1	1.7	3	0	2	2	0	1	18	7.4	
Saint Mary's	02/12/15		25	7	12	.583	1	4	.250	2	2	1.000	0	0	0	1.7	1	0	5	2	0	2	17	7.8	
Pacific	02/14/15		27	6	10	.600	2	3	.667	4	4	1.000	1	2	3	1.7	1	0	4	1	0	0	18	8.1	
San Diego	02/19/15		20	1	4	.250	1	2	.500	0	0	.000	0	3	3	1.8	3	0	1	1	0	1	3	8.0	
at Portland	02/26/15		20	7	10	.700	4	5	.800	1	1	1.000	0	1	1	1.7	3	0	0	2	0	1	19	8.3	
at Gonzaga	02/28/15		27	5	9	.556	2	3	.667	2	3	.667	0	4	4	1.8	2	0	1	0	0	1	14	8.5	
vs. SCU/LMU	03/07/15																								
Totals			4	537	78	162	.481	43	91	.473	57	65	.877	9	45	54	1.8	52	0	72	44	0	23	256	8.5

CAREER STATISTICS (ALL GAMES)

Year	GP	GS	Min	Avg	FG	FGA	Pct	3FG	FGA	Pct	FT	FTA	Pct	Off	Def	TR	Avg	PF	FO	A	TO	Blk	Stl	Pts	Avg
2013-14	35	13	528	15.1	84	195	.431	29	93	.312	49	58	.845	6	44	50	1.4	49	0	35	29	1	15	246	7.0
2014-15	30	4	537	17.9	78	162	.481	43	91	.473	57	65	.877	9	45	54	1.8	52	0	72	44	0	23	256	8.5
TOTAL	65	17	1065	16.4	162	357	.454	72	184	.391	106	123	.862	15	89	104	1.6	101	0	107	73	1	38	502	7.7

CAREER STATISTICS (CONFERENCE GAMES)

Year	GP	GS	Min	Avg	FG	FGA	Pct	3FG	FGA	Pct	FT	FTA	Pct	Off	Def	TR	Avg	PF	FO	A	TO	Blk	Stl	Pts	Avg
2013-14	18	13	346	19.2	52	130	.400	19	64	.297	35	40	.875	5	32	37	2.1	25	0	23	21	1	7	158	8.8
2014-15	18	3	381	21.2	63	119	.529	36	69	.522	39	47	.830	5	32	37	2.1	35	0	45	28	0	16	201	11.2
TOTAL	36	16	727	20.2	115	249	.462	55	133	.414	74	87	.851	10	64	74	2.1	60	0	68	49	1	23	359	10.0

#24 • FRANK BARTLEY IV
6-3 • 200 • SO • GUARD



BATON ROUGE, LOUISIANA
FUTURE COLLEGE PREP

2014-15 SEASON HIGHS

PTS	9 vs. Saint Mary's - 2/12/15
1st H	4, twice, last vs. ECU - 11/29/14
2nd H	9 vs. Saint Mary's - 2/12/15
REB	6 vs. SVU - 11/19/14
AST	7 vs. SVU - 11/19/14
STL	4, twice, last at Portland - 2/26/15
BLK	3 vs. Pacific - 2/14/15
FGM	3 vs. Pacific - 2/14/15
FGA	6 vs. Pacific - 2/14/15
3PM	2 vs. Saint Mary's - 2/12/15
3PA	3 vs. Pacific - 2/14/15
FTM	3, 3 times, last vs. Saint Mary's - 2/12/15
FTA	5 at LMU - 2/7/15

CAREER HIGHS

PTS	16 vs. Mount St. Mary's - 11/15/13
1st H	10 vs. Mount St. Mary's - 11/15/13
2nd H	11 vs. Utah State - 11/30/13
REB	7, twice, last vs. LMU - 12/28/13
AST	7 vs. SVU - 11/19/14
STL	4, twice, last at Portland - 2/26/15
BLK	3 vs. Pacific - 2/14/15
FGM	6 vs. Mount St. Mary's - 11/15/13
FGA	11 vs. Utah State - 11/30/13
3PM	3 vs. Texas - 11/25/13
3PA	5 vs. Wichita State - 11/26/13
FTM	6, twice, last at UMass - 12/7/13
FTA	8, twice, last at UMass - 12/7/13

MISCELLANEOUS

	14-15	Career
Double-Figure Points	0 (0-0)	6 (4-2)
20-plus Points	0 (0-0)	0 (0-0)
Double-Figure Reb	0 (0-0)	0 (0-0)
Double-Doubles	0 (0-0)	0 (0-0)
3-plus Steals	2 (2-0)	2 (2-0)
3-plus Blocks	1 (1-0)	1 (1-0)
3-plus 3-point FG	0 (0-0)	1 (1-0)
Scoring Leader	0 (0-0)	0 (0-0)
Rebound Leader	0 (0-0)	0 (0-0)
Assist Leader	1 (1-0)	2 (1-1)

2014-15 SEASON — PPG: 2.3 RPG: 1.8 APG: 1.1 SPG: 0.4 BPG: 0.3 FG%: .438 3FG%: .333 FT%: .576

Last Time Out

- Totaled 3 points, 2 boards, 2 assists and 1 block at Gonzaga

In 2014-15 • Sophomore

- Totaled 6 points, 3 boards and 1 assist vs. Gonzaga
- Scored 3 points and grabbed 1 rebound in 4 minutes vs. Long Beach State
- Set career high with 7 assists and added 6 rebounds, 4 points, 4 steals and a career-high 2 blocks against Southern Virginia
- Had 4 points, 3 rebounds, 4 assists and 1 steal vs. ECU
- Had 3 points, 3 rebounds, 1 block and 1 steal against Santa Clara
- Totaled a season-high 9 points, 3 rebounds, 3 assists and 1 block vs. Saint Mary's
- Totaled a 7 points, 4 rebounds and a career-high 3 blocks vs. Pacific
- Totaled 3 points, 3 rebounds and 2 assists against San Diego

In 2013-14 • Freshman

- Posted season highs of 16 points (Mount St. Mary's), 7 rebounds (twice), 6 assists (Prairie View A&M), 2 steals (twice), 6 field goals made (Mount St. Mary's), 3 3-pointers made (Texas), 6 free throws made (twice)
- Scored 14 points and grabbed five rebounds against Utah State on Nov. 30
- Scored 5 points and had 6 assists to go along with 4 rebounds against Prairie View A&M on Dec. 11
- Scored 6 points, grabbed 7 rebounds and had 4 assists against Loyola Marymount on Dec. 28

- Scored in double figures 5 times, hit 3 threes once and led the team in assists twice
- Averaged 3.9 points and 2.1 rebounds and totaled 25 assists and 13 steals

Before BYU

- Played in 2012-13 at Future College Prep for Les Bean
- Led Future College Prep to a record of 52-13 and the West Coast Prep title
- Averaged 19.7 points, 8.5 rebounds, 6.7 assists, 3.3 steals and 1.0 blocks
- Played three years of high school basketball at Christian Life Academy
- As a senior led Christian Life to a 26-7 overall record and the 1A state title
- Was named LSWA Class 1A MVP, first-team all-state and District 7-1A co-MVP while averaging 14.2 points, 6.2 rebounds and 3.3 assists
- As a junior earned District 7-1A MVP honors and was named all-state and all-metro
- Was a member of the state championship team as a sophomore
- Played football at Christian Life, earned all-district honors and recorded 800-plus receiving yards as a senior

Personal

- Parents are Frank Bartley III and Janice
- Has three sisters
- Also recruited by Auburn, Fordham, George Mason, Marquette, San Diego State and Utah

2014-15 GAME-BY-GAME

Opponent	Date	GS	Min	FG	FGA	Pct	3FG	FGA	Pct	FT	FTA	Pct	Off	Def	TR	Avg	PF	FO	A	TO	Blk	Stl	Pts	Avg	
Long Beach State	11/14/14		4	1	2	.500	0	1	.000	1	2	.500	0	1	1	1.0	0	0	0	1	0	0	3	3.0	
Arkansas-Little Rock	11/18/14		4	1	1	1.000	0	0	.000	0	1	.000	0	1	1	1.0	0	0	2	0	0	0	2	2.5	
Southern Virginia	11/19/14		16	2	3	.667	0	0	.000	0	0	.000	0	6	6	2.7	0	0	7	3	2	4	4	3.0	
vs. San Diego State	11/24/14		0	0	0	.000	0	0	.000	0	0	.000	0	0	0	2.0	0	0	0	0	0	0	0	2.3	
vs. Chaminade	11/25/14		11	0	1	.000	0	1	.000	0	0	.000	0	2	2	2.0	2	0	3	1	0	0	0	1.8	
vs. Purdue	11/26/14		0	0	0	.000	0	0	.000	0	0	.000	0	0	1	1.7	0	0	0	0	0	0	0	1.5	
Eastern Kentucky	11/29/14		14	2	2	1.000	0	0	.000	0	1	.000	2	1	3	1.9	1	0	4	0	0	1	4	1.9	
at Utah State	12/02/14		2	0	1	.000	0	1	.000	1	2	.500	0	0	0	1.6	0	0	0	0	0	0	1	1.8	
vs. Hawai'i	12/06/14		6	0	1	.000	0	1	.000	2	2	1.000	0	1	1	1.6	1	0	0	1	0	0	2	1.8	
Utah	12/10/14		10	1	3	.333	0	1	.000	0	0	.000	1	0	1	1.5	1	0	0	1	0	0	2	1.8	
at Weber State	12/13/14		1	0	0	.000	0	0	.000	0	0	.000	0	0	0	1.4	0	0	0	0	0	0	0	1.6	
Stanford	12/20/14															DNP									
UMass	12/23/14		13	0	0	.000	0	0	.000	2	2	1.000	1	2	3	1.5	0	0	1	1	0	0	2	1.7	
Gonzaga	12/27/14		11	1	2	.500	1	2	.500	3	3	1.000	1	2	3	1.6	1	0	1	1	0	0	6	2.0	
Portland	12/29/14		0+	0	0	.000	0	0	.000	0	0	.000	0	0	0	1.5	0	0	0	0	0	0	0	1.9	
at Santa Clara	01/01/15		6	2	2	1.000	0	0	.000	2	2	1.000	0	1	1	1.5	0	0	0	0	1	0	6	2.1	
at San Francisco	01/03/15		8	0	2	.000	0	2	.000	1	2	.500	0	3	3	1.6	0	0	1	0	0	0	1	2.1	
Pepperdine	01/08/15		9	1	1	1.000	0	0	.000	0	0	.000	0	2	2	1.6	1	0	0	2	0	0	2	2.1	
Loyola Marymount	01/10/15															DNP									
at Pacific	01/15/15		1	0	0	.000	0	0	.000	0	0	.000	0	0	0	1.5	0	0	0	0	0	0	0	1.9	
at Saint Mary's	01/17/15		1	0	0	.000	0	0	.000	0	0	.000	0	0	0	1.4	0	0	0	0	0	0	0	1.8	
at San Diego	01/24/15		1	0	0	.000	0	0	.000	0	0	.000	0	1	1	1.4	2	0	0	0	0	0	0	1.8	
San Francisco	01/29/15		3	1	1	1.000	0	0	.000	1	2	.500	0	3	3	1.5	2	0	0	0	0	0	3	1.8	
Santa Clara	01/31/15		17	1	2	.500	1	2	.500	0	1	.000	0	3	3	1.5	1	0	3	1	1	1	3	1.9	
at Pepperdine	02/05/15		13	1	3	.333	0	0	.000	0	0	.000	0	1	1	1.5	0	0	1	2	0	2	2	1.9	
at Loyola Marymount	02/07/15		7	0	1	.000	0	0	.000	3	5	.600	0	1	1	1.5	1	0	1	1	0	0	3	1.9	
Saint Mary's	02/12/15		16	2	4	.500	2	2	1.000	3	4	.750	0	3	3	1.6	0	0	3	1	1	0	9	2.2	
Pacific	02/14/15		18	3	6	.500	1	3	.333	0	1	.000	1	3	4	1.7	1	0	1	0	3	0	7	2.4	
San Diego	02/19/15		16	1	2	.500	1	1	1.000	0	1	.000	0	3	3	1.7	1	0	2	1	0	0	3	2.4	
at Portland	02/26/15		21	0	3	.000	0	1	.000	0	2	.000	1	2	3	1.8	2	0	1	0	0	4	0	2.3	
at Gonzaga	02/28/15		12	1	5	.200	1	3	.333	0	0	.000	1	1	2	1.8	1	0	2	0	1	0	3	2.3	
vs. SCU/LMU	03/07/15																								
Totals			0	241	21	48	.438	7	21	.333	19	33	.576	8	43	51	1.8	18	0	33	17	9	12	68	2.3

CAREER STATISTICS (ALL GAMES)

Year	GP	GS	Min	Avg	FG	FGA	Pct	3FG	FGA	Pct	FT	FTA	Pct	Off	Def	TR	Avg	PF	FO	A	TO	Blk	Stl	Pts	Avg
2013-14	34	0	370	10.9	44	119	.370	12	36	.333	32	62	.516	21	51	72	2.1	26	0	25	15	6	13	132	3.9
2014-15	28	0	229	8.2	20	43	.465	6	18	.333	19	33	.576	7	42	49	1.8	17	0	31	17	8	12	65	2.3
TOTAL	62	0	599	9.7	64	162	.395	18	54	.333	51	95	.537	28	93	121	2.0	43	0	56	32	14	25	197	3.2

CAREER STATISTICS (CONFERENCE GAMES)

Year	GP	GS	Min	Avg	FG	FGA	Pct	3FG	FGA	Pct	FT	FTA	Pct	Off	Def	TR	Avg	PF	FO	A	TO	Blk	Stl	Pts	Avg
2013-14	17	0	99	5.8	8	33	.242	0	7	.000	2	13	.154	8	13	21	1.2	3	0	11	2	1	3	18	1.1
2014-15	16	0	148	9.3	13	29	.448	6	13	.462	13	23	.565	3	28	31	1.9	12	0	14	9	6	7	45	2.8
TOTAL	33	0	247	7.5	21	62	.339	6	20	.300	15	36	.417	11	41	52	1.6	15	0	25	11	7	10	63	1.9

#30 • DALTON NIXON
6-7 • 215 • FR • FORWARD



OREM, UTAH
OREM HS

2014-15 SEASON — PPG: 2.2 RPG: 1.8 APG: 0.8 SPG: 0.2 BPG: 0.2 FG%: .435 3FG%: .176 FT%: 1.000

Last Time Out

- Did not play at Gonzaga

In 2014-15 • Freshman

- Had 4 points, the first points of his BYU career, against UALR
- Scored 10 points, grabbed 3 boards, 2 assists and a steal vs. SVU
- Had 7 points, 3 rebounds, 1 assist and 1 block vs. Chaminade
- Hit first career 3-pointer against Purdue
- Posted 4 points, 3 rebounds and 1 block at Pacific
- Posted 3 rebounds and 2 blocks in his first career start against Santa Clara

Before BYU

- A four-year letterman playing for Golden Holt at Orem High School
- Orem's all-time leading scorer with 1,367 points and a three-time first-team all-state honoree
- As a senior averaged 20.2 points, 8.9 rebounds, 1.7 assists and 1.1 steals as Orem finished 18-9 overall, 10-2 in region play and advanced to the 4A state championship game
- Named first-team all-state by the Deseret News and the Salt Lake Tribune
- As a junior averaged 17.5 points, 8.2 rebounds, 1.7 assists and 1.3 steals and hit 21 threes as Orem finished 20-4 overall and 13-1 in region play
- Named first-team all-state by the Deseret News and the Salt Lake Tribune, All-Valley by the Daily Herald

- As a sophomore averaged 12.5 points and 5.5 rebounds and hit 33 threes as Orem finished 24-1 overall, 14-0 in region play and won the 4A Utah state title
- Named first-team all-state by the Deseret News and the Salt Lake Tribune and All-Valley by the Daily Herald
- Named the 4A Tournament MVP as a sophomore
- National position recruiting rankings: 51st by ESPN
- Played for the Utah Prospects during the AAU season

Personal

- Parents are Kevin and Stephanie Nixon
- Has two sisters
- His father Kevin Nixon played at BYU from 1991-93
- Also recruited by Arizona State, Creighton, Hawai'i, San Diego, San Francisco, Utah, Utah State and Weber State

2014-15 SEASON HIGHS

PTS	10 vs. SVU – 11/19/14
1st H	6 at San Diego – 1/24/15
2nd H	6 vs. SVU – 11/19/14
REB	4, 4 times, last at Saint Mary's – 1/17/15
AST	4 at San Francisco – 1/3/15
STL	1, 4 times, last vs. Saint Mary's – 2/12/15
BLK	2 vs. Santa Clara – 1/31/15
FGM	4, twice, last at San Diego – 1/24/15
FGA	9 vs. SVU – 11/19/14
3PM	1, twice, last at Weber State – 12/13/14
3PA	2, 3 times, last at San Francisco – 1/3/15
FTM	4 at Santa Clara – 1/1/15
FTA	4 at Santa Clara – 1/1/15

MISCELLANEOUS

	14-15	Career
Double-Figure Points	1 (1-0)	same
20-plus Points	0 (0-0)	same
Double-Figure Reb	0 (0-0)	same
Double-Doubles	0 (0-0)	same
3-plus Steals	0 (0-0)	same
3-plus Blocks	0 (0-0)	same
3-plus 3-point FG	0 (0-0)	same
Scoring Leader	0 (0-0)	same
Rebound Leader	0 (0-0)	same
Assist Leader	0 (0-0)	same

2014-15 GAME-BY-GAME

Opponent	Date	GS	Min	FG	FGA	Pct	3FG	FGA	Pct	FT	FTA	Pct	Off	Def	TR	Avg	PF	FO	A	TO	Blk	Stl	Pts	Avg	
Long Beach State	11/14/14		7	0	1	.000	0	1	.000	0	0	.000	0	1	1	1.0	2	0	0	0	0	0	0	0.0	
Arkansas-Little Rock	11/18/14		7	2	3	.667	0	0	.000	0	0	.000	0	0	0	0.5	1	0	1	0	0	0	4	2.0	
Southern Virginia	11/19/14		17	4	9	.444	0	2	.000	2	2	1.000	1	2	3	1.3	0	0	2	1	0	1	10	4.7	
vs. San Diego State	11/24/14		6	0	0	.000	0	0	.000	0	0	.000	1	2	3	1.8	0	0	2	0	0	0	0	3.5	
vs. Chaminade	11/25/14		16	3	5	.600	0	2	.000	1	1	1.000	0	3	3	2.0	3	0	1	1	1	0	7	4.2	
vs. Purdue	11/26/14		6	1	2	.500	1	1	1.000	0	0	.000	1	0	1	1.8	3	0	0	0	0	0	3	4.0	
Eastern Kentucky	11/29/14		2	0	0	.000	0	0	.000	0	0	.000	0	0	0	1.6	1	0	1	0	0	0	0	3.4	
at Utah State	12/02/14															DNP									
vs. Hawai'i	12/06/14		2	0	1	.000	0	0	.000	0	0	.000	0	1	1	1.5	1	0	0	0	0	0	0	3.0	
Utah	12/10/14															DNP									
at Weber State	12/13/14		13	2	2	1.000	1	1	1.000	0	0	.000	1	3	4	1.8	1	0	0	0	0	0	5	3.2	
Stanford	12/20/14		8	0	3	.000	0	1	.000	0	0	.000	3	1	4	2.0	0	0	1	0	0	0	0	2.9	
UMass	12/23/14		8	0	2	.000	0	1	.000	0	0	.000	0	1	1	1.9	1	0	1	1	0	1	0	2.6	
Gonzaga	12/27/14															DNP									
Portland	12/29/14		4	0	1	.000	0	1	.000	0	0	.000	0	0	0	1.8	2	0	0	0	0	0	0	2.4	
at Santa Clara	01/01/15		18	0	1	.000	0	1	.000	4	4	1.000	0	4	4	1.9	0	0	1	0	0	0	4	2.5	
at San Francisco	01/03/15		15	1	3	.333	0	2	.000	2	2	1.000	1	1	2	1.9	1	0	4	0	0	0	4	2.6	
Pepperdine	01/08/15		6	0	1	.000	0	1	.000	0	0	.000	0	0	0	1.8	0	0	0	0	0	0	0	2.5	
Loyola Marymount	01/10/15		2	0	0	.000	0	0	.000	0	0	.000	0	1	1	1.8	1	0	0	0	0	0	0	2.3	
at Pacific	01/15/15		21	1	2	.500	0	0	.000	2	2	1.000	1	2	3	1.8	3	0	0	1	1	0	4	2.4	
at Saint Mary's	01/17/15		31	1	1	1.000	1	1	1.000	0	0	.000	0	4	4	1.9	1	0	2	4	0	0	3	2.4	
at San Diego	01/24/15		13	4	4	1.000	0	0	.000	0	0	.000	0	3	3	2.0	5	1	0	1	0	1	8	2.7	
San Francisco	01/29/15		11	0	1	.000	0	0	.000	0	0	.000	2	1	3	2.1	0	0	2	1	0	0	0	2.6	
Santa Clara	01/31/15	*	21	0	1	.000	0	1	.000	0	0	.000	1	2	3	2.1	3	0	1	0	2	0	0	2.5	
at Pepperdine	02/05/15	*	20	0	2	.000	0	1	.000	0	0	.000	0	1	1	2.0	2	0	2	0	0	0	0	2.4	
at Loyola Marymount	02/07/15		1	0	0	.000	0	0	.000	2	2	1.000	0	0	0	2.0	0	0	0	0	0	0	2	2.3	
Saint Mary's	02/12/15		3	0	0	.000	0	0	.000	0	0	.000	0	0	0	1.9	0	0	0	1	0	1	0	2.3	
Pacific	02/14/15		2	1	1	1.000	0	0	.000	0	0	.000	0	0	0	1.8	1	0	0	1	0	0	2	2.2	
San Diego	02/19/15															DNP									
at Portland	02/26/15															DNP									
at Gonzaga	02/28/15															DNP									
vs. SCU/LMU	03/07/15																								
Totals			2	260	20	46	.435	3	17	.176	13	13	1.000	12	33	45	1.8	32	1	21	12	4	4	56	2.2

CAREER STATISTICS (ALL GAMES)

Year	GP	GS	Min	Avg	FG	FGA	Pct	3FG	FGA	Pct	FT	FTA	Pct	Off	Def	TR	Avg	PF	FO	A	TO	Blk	Stl	Pts	Avg
2014-15	25	2	260	10.4	20	46	.435	3	17	.176	13	13	1.000	12	33	45	1.8	32	1	21	12	4	4	56	2.2
TOTAL	25	2	260	10.4	20	46	.435	3	17	.176	13	13	1.000	12	33	45	1.8	32	1	21	12	4	4	56	2.2

CAREER STATISTICS (CONFERENCE GAMES)

Year	GP	GS	Min	Avg	FG	FGA	Pct	3FG	FGA	Pct	FT	FTA	Pct	Off	Def	TR	Avg	PF	FO	A	TO	Blk	Stl	Pts	Avg
2014-15	14	2	168	12.0	8	18	.444	1	8	.125	10	10	1.000	5	19	24	1.7	19	1	12	9	3	2	27	1.9
TOTAL	14	2	168	12.0	8	18	.444	1	8	.125	10	10	1.000	5	19	24	1.7	19	1	12	9	3	2	27	1.9

#33 • NATE AUSTIN
6-11 • 230 • SR • FORWARD



ALPINE, UTAH
LONE PEAK HS

2014-15 SEASON — PPG: 3.0 RPG: 5.6 APG: 0.9 SPG: 0.7 BPG: 0.2 FG%: .500 3FG%: .200 FT%: .786

In 2014-15 • Senior

- Suffered a torn right hamstring against Utah – out for the season
- Scored 6 points, grabbed 9 rebounds, had 3 assists and 2 blocks against Long Beach State
- Had 8 points and 11 boards vs. UALR
- Against Purdue had 7 points, 6 rebounds, 1 assist and 1 steal

In 2013-14 • Junior

- Ranked 53rd in the nation in total rebounds and 97th in rebounds per game
- Ranked 4th in the WCC in rebounding, 4th in offensive rebounds, 4th in defensive rebounds and 9th in blocks
- In the BYU record book, totaled the 3rd most offensive rebounds in a season, 2nd most personal fouls in a season and 5th most games started in a season
- Posted season highs of 12 points (at Stanford), 16 rebounds (San Francisco), 4 assists (Prairie View A&M), 4 steals (Prairie View A&M), 3 blocks (North Texas), 5 field goals made (at Stanford) and 5 free throws made (at Portland)

In 2012-13 • Sophomore

- Was 17th in the WCC in rebounding, 13th in blocked shots, 9th in offensive rebounds
- Played in all 36 games and started 7, including the last 5-straight
- Posted season highs of 9 points (at Gonzaga, vs. Baylor), 11 rebounds (vs. Baylor), 4 assists (vs. Eastern New Mexico), 3 steals (at Iowa State) and 3 blocks (twice)

In 2011-12 • Freshman

- Played in every game this season and started 1 game
- Posted season highs of 15 points, 10 rebounds, 3 assists and 2 blocks
- Tied for 10th in the WCC in offensive rebounds in league games
- Career-high 15 points came on 7 of 8 shooting vs. Weber State

Before BYU

- Helped Lone Peak to a 22-3 record as a senior
- Earned first-team all-state honors as a senior
- Averaged 11.5 points while helping the Knights to a trip to the state title game in 2009
- Helped Lone Peak win the 2008 state title
- Played with fellow Cougars Tyler Haws and Josh Sharp at Lone Peak
- Coached by Quincy Lewis
- Played for Salt Lake Metro club team directed by Dave Hammer and coached by Marty Haws

Personal

- Parents are Randy and Leslie Austin
- Served a mission for The Church of Jesus Christ of Latter-day Saints in McAllen, Texas
- Also recruited by Boise State and Utah State

2014-15 SEASON HIGHS

PTS	8 vs. UALR – 11/18/14
1st H	2, 4 times, last at Utah State 12/2/14
2nd H	6 vs. UALR – 11/18/14
REB	11 vs. UALR – 11/18/14
AST	3, twice, last vs. Chaminade – 11/25/14
STL	2 vs. UALR – 11/18/14
BLK	2 vs. LBSU – 11/14/14
FGM	4 vs. UALR – 11/18/14
FGA	4, 3 times, last at Utah State – 12/2/14
3PM	1 vs. LBSU – 11/14/14
3PA	2, twice, last at Utah State 12/2/14
FTM	3, 3 times, last at Utah State 12/2/14
FTA	4, 3 times, last at Utah State 12/2/14

CAREER HIGHS

PTS	15 vs. Weber State – 12/07/11
1st H	9, twice, last vs. Baylor – 4/2/13
2nd H	13 vs. Weber State – 12/7/11
REB	16 vs. San Francisco – 2/08/14
AST	4, twice, last vs. PVAMU – 12/11/13
STL	4 vs. Prairie View A&M – 12/11/13
BLK	3, 3 times, last vs. North Texas – 12/3/13
FGM	7 vs. Weber State – 12/07/11
FGA	8 vs. Weber State – 12/07/11
3PM	1, 13 times, last vs. LBSU – 11/14/14
3PA	2, 15 times, last at Utah State – 12/2/14
FTM	5, 3 times, last at San Diego – 3/1/14
FTA	6, 3 times, last vs. Saint Mary's – 2/1/14

MISCELLANEOUS

	14-15	Career
Double-Figure Points	0 (0-0)	4 (4-0)
20-plus Points	0 (0-0)	0 (0-0)
Double-Figure Reb	1 (1-0)	13 (7-6)
Double-Doubles	0 (0-0)	1 (1-0)
3-plus Steals	0 (0-0)	2 (1-1)
3-plus Blocks	0 (0-0)	3 (2-1)
3-plus 3-point FG	0 (0-0)	0 (0-0)
Scoring Leader	0 (0-0)	0 (0-0)
Rebound Leader	3 (2-1)	27 (19-8)
Assist Leader	0 (0-0)	1 (1-0)

2014-15 GAME-BY-GAME

Opponent	Date	GS	Min	FG	FGA	Pct	3FG	FGA	Pct	FT	FTA	Pct	Off	Def	TR	Avg	PF	FO	A	TO	Blk	Stl	Pts	Avg	
Long Beach State	11/14/14	*	26	1	3	.333	1	1	1.00	3	4	.750	3	6	9	9.0	2	0	3	1	2	0	6	6.0	
Arkansas-Little Rock	11/18/14	*	30	4	4	1.000	0	0	.000	0	0	.000	2	9	11	10.0	2	0	0	0	0	2	8	7.0	
Southern Virginia	11/19/14	*	11	0	0	.000	0	0	.000	0	0	.000	0	3	3	7.7	2	0	0	0	0	1	0	4.7	
vs. San Diego State	11/24/14	*	26	0	4	.000	0	2	.000	0	0	.000	3	2	5	7.0	5	1	0	0	0	1	0	3.5	
vs. Chaminade	11/25/14	*	17	1	1	1.000	0	0	.000	2	2	1.000	1	6	7	7.0	1	0	3	0	0	0	4	3.6	
vs. Purdue	11/26/14	*	23	2	2	1.000	0	0	.000	3	4	.750	3	3	6	6.8	5	1	1	0	0	1	7	4.2	
Eastern Kentucky	11/29/14	*	23	0	0	.000	0	0	.000	0	0	.000	0	2	2	6.1	2	0	1	2	0	1	0	3.6	
at Utah State	12/02/14	*	31	1	4	.250	0	2	.000	3	4	.750	3	6	9	6.5	2	0	1	0	0	1	5	3.8	
vs. Hawai'i	12/06/14	*	10	0	0	.000	0	0	.000	0	0	.000	0	4	4	6.2	1	0	0	0	0	0	0	3.3	
Utah	12/10/14	*	0+	0	0	.000	0	0	.000	0	0	.000	0	0	0	5.6	0	0	0	0	0	0	0	3.0	
at Weber State	12/13/14																								
Stanford	12/20/14																								
UMass	12/23/14																								
Gonzaga	12/27/14																								
Portland	12/29/14																								
at Santa Clara	01/01/15																								
at San Francisco	01/03/15																								
Pepperdine	01/08/15																								
Loyola Marymount	01/10/15																								
at Pacific	01/15/15																								
at Saint Mary's	01/17/15																								
at San Diego	01/24/15																								
San Francisco	01/29/15																								
Santa Clara	01/31/15																								
at Pepperdine	02/05/15																								
at Loyola Marymount	02/07/15																								
Saint Mary's	02/12/15																								
Pacific	02/14/15																								
San Diego	02/19/15																								
at Portland	02/26/15																								
at Gonzaga	02/28/15																								
vs. SCU/LMU	03/07/15																								
Totals			10	197	9	18	.500	1	5	.200	11	14	.786	15	41	56	5.6	22	2	9	3	2	7	30	3.0

CAREER STATISTICS (ALL GAMES)

Year	GP	GS	Min	Avg	FG	FGA	Pct	3FG	FGA	Pct	FT	FTA	Pct	Off	Def	TR	Avg	PF	FO	A	TO	Blk	Stl	Pts	Avg
2011-12	35	1	450	12.9	58	107	.542	7	23	.304	20	39	.513	53	79	132	3.8	95	6	19	20	15	9	143	4.1
2012-13	36	7	631	17.5	52	109	.477	3	15	.200	24	41	.585	77	88	165	4.6	92	5	20	21	23	21	131	3.6
2013-14	35	35	934	26.7	48	88	.545	2	4	.500	34	52	.654	90	188	278	7.9	119	6	32	38	31	26	132	3.8
2014-15	10	10	197	19.7	9	18	.500	1	5	.200	11	14	.786	15	41	56	5.6	22	2	9	3	2	7	30	3.0
TOTAL	116	53	2212	19.1	167	322	.519	13	47	.277	89	146	.610	235	396	631	5.4	328	19	80	82	71	63	436	3.8

CAREER STATISTICS (CONFERENCE GAMES)

Year	GP	GS	Min	Avg	FG	FGA	Pct	3FG	FGA	Pct	FT	FTA	Pct	Off	Def	TR	Avg	PF	FO	A	TO	Blk	Stl	Pts	Avg
2011-12	16	1	230	14.4	28	52	.538	2	10	.200	12	22	.545	33	36	69	4.3	48	4	9	8	5	5	70	4.4
2012-13	16	0	281	17.6	20	39	.513	1	8	.125	7	15	.467	29	39	68	4.3	41	2	8	9	10	9	48	3.0
2013-14	18	18	505	28.1	24	42	.571	0	0	.000	21	32	.656	50	94	144	8.0	59	3	13	21	15	9	69	3.8
2014-15																									
TOTAL	50	19	1016	20.3	72	133	.541	3	18	.167	40	69	.580	112	169	281	5.6	148	9	30	38	30	23	187	3.7

#35 • ISAAC NEILSON
6-11 • 225 • FR • FORWARD



MISSION VIEJO, CALIFORNIA
MISSION VIEJO HS

2014-15 SEASON — PPG: 3.2 RPG: 2.4 APG: 0.2 SPG: 0.3 BPG: 0.3 FG%: .474 3FG%: .318 FT%: .679

Last Time Out

- Played less than a minute at Gonzaga

Personal

- Served a two-year mission for The Church of Jesus Christ of Latter-day Saints in Alabama
- Parents are Jim and Janice
- Has three brothers and two sisters

In 2014-15 • Freshman

- Became the first freshman since 2005 to score in double digits in the season opener with 10 points, also grabbed 1 rebound vs. Long Beach State
- Scored 13 points and added 7 rebounds, 2 assists and 4 steals against Southern Virginia
- Totaled 12 points, hit 2 threes and added 4 rebounds, 1 assist and 2 blocks vs. San Diego State
- Posted a career-high 9 rebounds and 1 steal against Santa Clara

Before BYU

- Played for Troy Roelen at Mission Viejo
- As a senior averaged 15.3 points, 11.3 rebounds and 5.0 blocks while Mission Viejo finished 29-3 overall and 7-1 in league play
- Posted season highs of 29 points, 25 rebounds and 11 blocks
- Named MaxPreps All-State Division II Second Team, All-CIF Southern Section Team Division 2AA, Orange County Register All-County Team
- Named MVP of the 2010 Diablo Inferno Tournament where he averaged 14 points, 12 rebounds and 8 blocks
- As a junior averaged 9.0 points, 9.0 rebounds and 4.5 blocks
- Named first-team All-South Coast Conference

2014-15 SEASON HIGHS

PTS	15 at Weber State – 12/13/14
1st H	8 vs. LBSU – 11/14/14
2nd H	11 vs. SVU – 11/19/14
REB	9 vs. Santa Clara – 1/31/15
AST	2 vs. SVU – 11/19/14
STL	4 vs. SVU – 11/19/14
BLK	2, 3 times, last vs. Stanford – 12/20/14
FGM	5, twice, last at Weber State – 12/13/14
FGA	9 at Weber State – 12/13/14
3PM	4 at Weber State – 12/13/14
3PA	5, twice, last at Weber State – 12/13/14
FTM	6 vs. LBSU – 11/14/14
FTA	7 vs. LBSU – 11/14/14

MISCELLANEOUS

	14-15	Career
Double-Figure Points	4 (3-1)	same
20-plus Points	0 (0-0)	same
Double-Figure Reb	0 (0-0)	same
Double-Doubles	0 (0-0)	same
3-plus Steals	0 (0-0)	same
3-plus Blocks	0 (0-0)	same
3-plus 3-point FG	1 (1-0)	same
Scoring Leader	0 (0-0)	same
Rebound Leader	2 (2-0)	same
Assist Leader	0 (0-0)	same

2014-15 GAME-BY-GAME

Opponent	Date	GS	Min	FG	FGA	Pct	3FG	FGA	Pct	FT	FTA	Pct	Off	Def	TR	Avg	PF	FO	A	TO	Blk	Stl	Pts	Avg	
Long Beach State	11/14/14		11	2	3	.667	0	0	.000	6	7	.857	1	0	1	1.0	0	0	0	0	0	0	10	10.0	
Arkansas-Little Rock	11/18/14		6	2	5	.400	0	1	.000	0	1	.000	1	1	2	1.5	2	0	1	0	0	0	4	7.0	
Southern Virginia	11/19/14		16	5	8	.625	0	1	.000	3	6	.500	5	2	7	3.3	4	0	2	1	0	4	13	9.0	
vs. San Diego State	11/24/14		22	4	7	.571	2	5	.400	2	2	1.000	1	3	4	3.5	1	0	1	0	2	0	12	9.8	
vs. Chaminade	11/25/14		15	2	5	.400	1	1	1.000	0	0	.000	2	3	5	3.8	2	0	0	0	0	0	5	8.8	
vs. Purdue	11/26/14		13	2	5	.400	0	1	.000	0	0	.000	1	2	3	3.7	4	0	0	0	2	0	4	8.0	
Eastern Kentucky	11/29/14	*	8	0	1	.000	0	0	.000	0	0	.000	2	1	3	3.6	1	0	0	1	0	0	0	6.9	
at Utah State	12/02/14		1	0	1	.000	0	1	.000	0	0	.000	0	0	0	3.1	0	0	0	0	0	0	0	6.0	
vs. Hawai'i	12/06/14		1	0	0	.000	0	0	.000	0	0	.000	2	0	2	3.0	0	0	0	2	0	0	0	5.3	
Utah	12/10/14		10	0	3	.000	0	1	.000	0	0	.000	0	0	0	2.7	1	0	0	0	0	0	0	4.8	
at Weber State	12/13/14	*	26	5	9	.556	4	5	.800	1	2	.500	1	5	6	3.0	4	0	0	0	1	2	15	5.7	
Stanford	12/20/14	*	23	2	5	.400	0	1	.000	2	2	1.000	2	4	6	3.3	3	0	0	1	2	0	6	5.8	
UMass	12/23/14	*	14	2	4	.500	0	2	.000	0	0	.000	2	3	5	3.4	1	0	0	2	1	1	4	5.6	
GONZAGA	12/27/14	*	8	0	1	.000	0	1	.000	0	0	.000	0	1	1	3.2	1	0	0	1	0	0	0	5.2	
Portland	12/29/14		2	0	0	.000	0	0	.000	0	0	.000	0	0	0	3.0	0	0	0	0	0	0	0	4.9	
at Santa Clara	01/01/15		8	0	1	.000	0	0	.000	1	2	.500	1	1	2	2.9	2	0	0	0	0	0	1	4.6	
at San Francisco	01/03/15		9	2	3	.667	0	1	.000	0	1	.000	0	2	2	2.9	1	0	0	1	0	0	4	4.6	
Pepperdine	01/08/15		2	1	2	.500	0	0	.000	0	0	.000	1	0	1	2.8	0	0	0	0	0	0	2	4.4	
Loyola Marymount	01/10/15		3	0	0	.000	0	0	.000	0	0	.000	0	0	0	2.6	2	0	0	1	0	0	0	4.2	
at Pacific	01/15/15		17	1	1	1.000	0	0	.000	2	2	1.000	0	3	3	2.7	4	0	0	1	1	0	4	4.2	
at Saint Mary's	01/17/15		5	0	1	.000	0	1	.000	0	0	.000	1	0	1	2.6	3	0	0	0	0	2	0	4.0	
at San Diego	01/24/15		5	0	1	.000	0	0	.000	0	0	.000	1	1	2	2.5	1	0	0	0	0	0	0	3.8	
San Francisco	01/29/15		6	1	1	1.000	0	0	.000	2	2	1.000	1	1	2	2.5	2	0	0	0	0	0	4	3.8	
Santa Clara	01/31/15		12	0	2	.000	0	0	.000	0	1	.000	3	6	9	2.8	4	0	0	1	0	1	0	3.7	
at Pepperdine	02/05/15		20	2	3	.667	0	0	.000	0	0	.000	3	0	3	2.8	2	0	1	0	1	0	4	3.7	
at Loyola Marymount	02/07/15		8	2	2	1.000	0	0	.000	0	0	.000	2	1	3	2.8	1	0	0	0	0	0	4	3.7	
Saint Mary's	02/12/15		2	0	1	.000	0	0	.000	0	0	.000	0	0	0	2.7	0	0	0	1	0	0	0	3.6	
Pacific	02/14/15		6	0	0	.000	0	0	.000	0	0	.000	0	0	0	2.6	1	0	0	0	0	0	0	3.4	
San Diego	02/19/15		4	1	1	1.000	0	0	.000	0	0	.000	0	1	1	2.6	2	0	0	0	0	0	2	3.4	
at Portland	02/26/15		2	0	0	.000	0	0	.000	0	0	.000	0	0	0	2.5	0	0	0	0	0	0	0	3.3	
at Gonzaga	02/28/15		0+	0	0	.000	0	0	.000	0	0	.000	0	0	0	2.4	0	0	0	0	0	0	0	3.2	
vs. SCU/LMU	03/07/15																								
Totals			5	285	36	76	.474	7	22	.318	19	28	.679	33	41	74	2.4	49	0	5	13	10	10	98	3.2

CAREER STATISTICS (ALL GAMES)

Year	GP	GS	Min	Avg	FG	FGA	Pct	3FG	FGA	Pct	FT	FTA	Pct	Off	Def	TR	Avg	PF	FO	A	TO	Blk	Stl	Pts	Avg
2014-15	31	5	285	9.2	36	76	.474	7	22	.318	19	28	.679	33	41	74	2.4	49	0	5	13	10	10	98	3.2
TOTAL	31	5	285	9.2	36	76	.474	7	22	.318	19	28	.679	33	41	74	2.4	49	0	5	13	10	10	98	3.2

CAREER STATISTICS (CONFERENCE GAMES)

Year	GP	GS	Min	Avg	FG	FGA	Pct	3FG	FGA	Pct	FT	FTA	Pct	Off	Def	TR	Avg	PF	FO	A	TO	Blk	Stl	Pts	Avg
2014-15	18	1	119	6.6	10	20	.500	0	3	.000	5	8	.625	13	17	30	1.7	26	0	1	6	2	3	25	1.4
TOTAL	18	1	119	6.6	10	20	.500	0	3	.000	5	8	.625	13	17	30	1.7	26	0	1	6	2	3	25	1.4

#41 • LUKE WORTHINGTON
6-10 • 235 • SO • FORWARD



MEQUON, WISCONSIN
HOMESTEAD HS

2014-15 SEASON — PPG: 1.9 RPG: 1.6 APG: 0.2 SPG: 0.3 BPG: 0.1 FG%: .444 3FG%: .000 FT%: .667

Last Time Out

- Made 1 assist and 1 steal before fouling out at Gonzaga

In 2014-15 • Sophomore

- Had 7 points, 4 rebounds and a steal vs. UALR
- Set a career-high in points with 12 and steals with 2, while tying a career-high with 4 rebounds against Southern Virginia
- Totaled 4 points and 6 rebounds at Utah State

In 2013-14 • Freshman

- Posted season highs of 7 points (Santa Clara), 4 rebounds (at Saint Mary's), 2 field goals made (twice), 3 free throws made (Santa Clara).
- Hit 2 of 3 from the field and 3 of 4 from the free throw line to score 7 points against Santa Clara on Feb. 6
- Grabbed 4 rebounds, including 3 on the offensive end, and scored a point against Saint Mary's on Feb. 15
- Started in games against Portland, San Diego and Loyola Marymount from Feb. 22 until March 8
- Scored 5 points against Portland on Feb. 22
- Scored 4 points against Mount St. Mary's
- Averaged 1.0 points and 0.9 rebounds and shot .462 from the field

Before BYU

- Played for Kevin McKenna at Homestead High School
- Ranked the No. 7 prospect in the class of 2013 in the state of Wisconsin and No. 43 among power forwards nationally by ESPN.com

- One of seven Wisconsin players nominated for the McDonald's All-America Game
- As a senior was a team captain and averaged 13.6 points and 10.0 rebounds per game
- Led Homestead to a record of 13-7 overall and 8-4 in league play
- Named Wisconsin Basketball Coaches Association Division I All-State Honorable Mention
- Named third-team All-Area by the Milwaukee Wisconsin Journal Sentinel
- Named first-team All-North Shore Conference
- As a junior, averaged 12 points, 9 rebounds and 2 blocks
- Led Homestead to a record of 15-5 overall and 10-3 in league play
- Named first-team All-North Shore Conference
- Played for Wisconsin Playground Elite coached by Duane "Ike" Wilson
- Played football at Homestead, was a team captain and helped lead team to the 2012 Wisconsin state title
- Received all-conference, all-region and all-state honors in football
- Recruited by BYU and Wisconsin to play football
- Maintained a GPA above 4.0 and was a member of the National Honor Society

Personal

- Parents are John and Kris Worthington
- Has one brother and two sisters
- Also recruited by Butler, Princeton, Penn, Davidson, Yale, DePaul, Lehigh, Bucknell, Utah State and Saint Louis

2014-15 SEASON HIGHS

PTS	12 vs. SVU – 11/19/14
1st H	8 vs. SVU – 11/19/14
2nd H	4, twice, last at Utah State – 12/2/14
REB	6 at Utah State – 12/2/14
AST	1, 5 times, last at Pacific – 1/15/15
STL	2 vs. SVU – 11/19/14
BLK	1, twice, last vs. Pacific – 2/14/15
FGM	6 vs. SVU – 11/19/14
FGA	7, twice, last vs. SVU – 11/19/14
3PM	—
3PA	—
FTM	3, twice, last vs. Stanford – 12/20/14
FTA	4, twice, last vs. Stanford – 12/20/14

CAREER HIGHS

PTS	12 vs. SVU – 11/19/14
1st H	8 vs. SVU – 11/19/14
2nd H	4, twice, last at Utah State – 12/2/14
REB	6 at Utah State – 12/2/14
AST	1, 9 times, last at Pacific – 1/15/15
STL	2 vs. SVU – 11/19/14
BLK	1, 4 times, last vs. Pacific – 2/14/15
FGM	6 vs. SVU – 11/19/14
FGA	7, twice, last vs. SVU – 11/19/14
3PM	—
3PA	—
FTM	3, 3 times, last vs. Stanford – 12/20/14
FTA	4, 3 times, last vs. Stanford – 12/20/14

MISCELLANEOUS

	14-15	Career
Double-Figure Points	1 (1-0)	1 (1-0)
20-plus Points	0 (0-0)	0 (0-0)
Double-Figure Reb	0 (0-0)	0 (0-0)
Double-Doubles	0 (0-0)	0 (0-0)
3-plus Steals	0 (0-0)	0 (0-0)
3-plus Blocks	0 (0-0)	0 (0-0)
3-plus 3-point FG	0 (0-0)	0 (0-0)
Scoring Leader	0 (0-0)	0 (0-0)
Rebound Leader	0 (0-0)	0 (0-0)
Assist Leader	0 (0-0)	0 (0-0)

2014-15 GAME-BY-GAME

Opponent	Date	GS	Min	FG	FGA	Pct	3FG	FGA	Pct	FT	FTA	Pct	Off	Def	TR	Avg	PF	FO	A	TO	Blk	Stl	Pts	Avg	
Long Beach State	11/14/14	*	13	1	2	.500	0	0	.000	0	0	.000	1	1	2	2.0	2	0	0	1	0	0	2	2.0	
Arkansas-Little Rock	11/18/14	*	16	3	7	.429	0	0	.000	1	2	.500	1	3	4	3.0	2	0	0	0	0	1	7	4.5	
Southern Virginia	11/19/14	*	13	6	7	.857	0	0	.000	0	1	.000	4	0	4	3.3	2	0	0	3	0	2	12	7.0	
vs. San Diego State	11/24/14	*	8	0	1	.000	0	0	.000	0	0	.000	0	1	1	2.8	3	0	0	1	0	0	0	5.3	
vs. Chaminade	11/25/14	*	8	2	3	.667	0	0	.000	0	0	.000	1	0	1	2.4	1	0	0	1	0	0	4	5.0	
vs. Purdue	11/26/14	*	20	0	1	.000	0	0	.000	3	4	.750	1	2	3	2.5	5	1	1	1	0	1	3	4.7	
Eastern Kentucky	11/29/14	*	16	0	0	.000	0	0	.000	1	2	.500	1	1	2	2.4	3	0	0	0	0	1	1	4.1	
at Utah State	12/02/14	*	25	2	6	.333	0	0	.000	0	2	.000	3	3	6	2.9	4	0	0	0	0	0	4	4.1	
vs. Hawai'i	12/06/14	*	12	0	1	.000	0	0	.000	0	0	.000	0	1	1	2.7	3	0	0	0	0	0	0	3.7	
Utah	12/10/14	*	12	0	1	.000	0	0	.000	2	2	1.000	1	1	2	2.6	2	0	1	1	0	1	2	3.5	
at Weber State	12/13/14	*	18	0	2	.000	0	0	.000	2	2	1.000	0	1	1	2.5	4	0	0	1	0	1	2	3.4	
Stanford	12/20/14	*	23	1	1	1.000	0	0	.000	3	4	.750	1	1	2	2.4	3	0	0	1	0	0	5	3.5	
UMass	12/23/14	*	24	1	3	.333	0	0	.000	0	0	.000	1	1	2	2.4	2	0	1	1	1	0	2	3.4	
Gonzaga	12/27/14	*	15	0	1	.000	0	0	.000	2	2	1.000	1	1	2	2.4	5	1	0	0	0	1	2	3.3	
Portland	12/29/14	*	20	0	2	.000	0	0	.000	0	0	.000	0	2	2	2.3	3	0	0	0	0	0	0	3.1	
at Santa Clara	01/01/15	*	16	2	3	.667	0	0	.000	0	0	.000	1	2	3	2.4	3	0	0	0	0	0	4	3.1	
at San Francisco	01/03/15	*	13	0	0	.000	0	0	.000	0	0	.000	0	0	0	2.2	3	0	0	0	0	0	0	2.9	
Pepperdine	01/08/15	*	17	0	0	.000	0	0	.000	1	2	.500	1	0	1	2.2	3	0	0	1	0	0	1	2.8	
Loyola Marymount	01/10/15	*	16	0	0	.000	0	0	.000	0	0	.000	1	1	2	2.2	3	0	1	2	0	0	0	2.7	
at Pacific	01/15/15	*	9	0	0	.000	0	0	.000	0	0	.000	0	1	1	2.1	4	0	1	0	0	1	0	2.6	
at Saint Mary's	01/17/15	*	17	0	1	.000	0	0	.000	0	0	.000	0	0	0	2.0	3	0	0	0	0	0	0	2.4	
at San Diego	01/24/15	*	14	1	1	1.000	0	0	.000	2	2	1.000	0	2	2	2.0	4	0	0	0	0	0	4	2.5	
San Francisco	01/29/15		9	0	0	.000	0	0	.000	1	2	.500	1	1	2	2.0	2	0	0	0	0	0	1	2.4	
Santa Clara	01/31/15		1	0	0	.000	0	0	.000	0	0	.000	0	0	0	1.9	1	0	0	0	0	0	0	2.3	
at Pepperdine	02/05/15																								
DNP																									
at Loyola Marymount	02/07/15		3	1	1	1.000	0	0	.000	0	0	.000	0	0	0	1.8	0	0	0	0	0	0	2	2.3	
Saint Mary's	02/12/15		7	0	0	.000	0	0	.000	0	0	.000	0	0	0	1.8	5	1	0	0	0	0	0	2.2	
Pacific	02/14/15		9	0	1	.000	0	0	.000	0	0	.000	0	2	2	1.8	1	0	0	0	1	0	0	2.1	
San Diego	02/19/15		8	0	0	.000	0	0	.000	0	0	.000	0	1	1	1.8	2	0	0	0	0	0	0	2.1	
at Portland	02/26/15		3	0	0	.000	0	0	.000	0	0	.000	0	0	0	1.7	3	0	0	0	0	0	0	2.0	
at Gonzaga	02/28/15		8	0	0	.000	0	0	.000	0	0	.000	0	0	0	1.6	5	1	1	0	0	1	0	1.9	
vs. SCU/LMU	03/07/15																								
Totals			21	393	20	45	.444	0	0	.000	18	27	.667	20	29	49	1.6	86	4	6	14	2	10	58	1.9

CAREER STATISTICS (ALL GAMES)

Year	GP	GS	Min	Avg	FG	FGA	Pct	3FG	FGA	Pct	FT	FTA	Pct	Off	Def	TR	Avg	PF	FO	A	TO	Blk	Stl	Pts	Avg
2013-14	31	3	251	8.1	12	26	.462	0	0	.000	8	20	.400	13	16	29	0.9	56	2	4	14	2	4	32	1.0
2014-15	30	21	393	13.1	20	45	.444	0	0	.000	18	27	.667	20	29	49	1.6	86	4	6	14	2	10	58	1.9
TOTAL	61	24	644	10.6	32	71	.451	0	0	.000	26	47	.553	33	45	78	1.3	142	6	10	28	4	14	90	1.5

CAREER STATISTICS (CONFERENCE GAMES)

Year	GP	GS	Min	Avg	FG	FGA	Pct	3FG	FGA	Pct	FT	FTA	Pct	Off	Def	TR	Avg	PF	FO	A	TO	Blk	Stl	Pts	Avg
2013-14	16	2	147	9.2	5	10	.500	0	0	.000	7	12	.583	11	8	19	1.2	33	2	2	7	2	4	17	1.1
2014-15	17	9	185	10.9	4	10	.400	0	0	.000	6	8	.750	5	13	18	1.1	50	3	3	3	1	3	14	0.8
TOTAL	33	11	332	10.1	9	20	.450	0	0	.000	13	20	.650	16	21	37	1.1	83	5	5	10	3	7	31	0.9

#44 • CORBIN KAUFUSI
6-10 • 245 • FR • CENTER



PROVO, UTAH
TIMPVIEW HS

2014-15 SEASON — PPG: 3.1 RPG: 3.5 APG: 0.1 SPG: 0.3 BPG: 1.0 FG%: .545 3FG%: .000 FT%: .579

Last Time Out

- Totaled 7 points, 6 rebounds, 3 blocks and 2 steals at Gonzaga

In 2014-15 • Freshman

- Had 5 points and 4 boards vs. UALR
- Tied his season-high with 5 points, 4 rebounds and 1 assist vs. SVU
- Had career-bests of 8 points, 6 rebounds and 2 blocks vs. Chaminade
- Had 4 points, 4 boards and 1 steal vs. Hawai'i
- Had 6 points on 2 of 2 shooting from the field and 2 of 2 from the free throw line and added 1 block and 2 steals against UMass
- Totaled 5 points and 3 rebounds at San Francisco
- Totaled 7 blocks in consecutive games against LMU (3) and Saint Mary's (4)
- Posted 6 points, 2 boards and a block vs. Pacific
- Totaled 6 points, 5 rebounds and 1 block at Portland
- Totaled 7 points, 6 rebounds, 3 blocks and 2 steals at Gonzaga

Before BYU

- Coached by Perry Wildeboer at Timpview High School
- As a junior averaged 11.6 points while helping Timpview to a record of 19-6
- As a sophomore helped Timpview win the 4A state title and finish with a record of 19-7
- Played in the 2011 All-Valley Basketball All-Star Classic
- Played football and helped Timpview win state titles in 2008 and 2009
- Second-team all-state in football in 2011

- A member of the National Honors Society and a four-year academic honoree
- Also recruited by Stanford to play football

Personal

- Parents are Steve (an assistant coach on the BYU football team) and Michelle and has four siblings
- Brother Bronson plays football at BYU and played basketball for the Cougars in 2012-13
- Served a two-year mission for The Church of Jesus Christ of Latter-day Saints in South Korea
- An Eagle Scout

2014-15 SEASON HIGHS

PTS	8 vs. Chaminade – 11/25/14
1st H	4 at Portland – 2/26/15
2nd H	8 vs. Chaminade – 11/25/14
REB	6, 4 times, last at Gonzaga – 2/28/15
AST	1, twice, last vs. Portland – 12/29/14
STL	2, twice, last at Gonzaga – 2/28/15
BLK	4 vs. Saint Mary's – 2/12/15
FGM	3, twice, last at Portland – 2/26/15
FGA	5 at Portland – 2/26/15
3PM	—
3PA	—
FTM	5 vs. SVU – 11/19/14
FTA	9 vs. SVU – 11/19/14

MISCELLANEOUS

	14-15	Career
Double-Figure Points	0 (0-0)	same
20-plus Points	0 (0-0)	same
Double-Figure Reb	0 (0-0)	same
Double-Doubles	0 (0-0)	same
3-plus Steals	0 (0-0)	same
3-plus Blocks	3 (3-0)	same
3-plus 3-point FG	0 (0-0)	same
Scoring Leader	0 (0-0)	same
Rebound Leader	0 (0-0)	same
Assist Leader	0 (0-0)	same

2014-15 GAME-BY-GAME

Opponent	Date	GS	Min	FG	FGA	Pct	3FG	FGA	Pct	FT	FTA	Pct	Off	Def	TR	Avg	PF	FO	A	TO	Blk	Stl	Pts	Avg	
Long Beach State	11/14/14		6	0	1	.000	0	0	.000	0	0	.000	1	0	1	1.0	3	0	0	1	0	0	0	0.0	
Arkansas-Little Rock	11/18/14		12	2	4	.500	0	0	.000	1	3	.333	3	1	4	2.5	2	0	0	1	0	0	5	2.5	
Southern Virginia	11/19/14		10	0	0	.000	0	0	.000	5	9	.556	0	4	4	3.0	1	0	1	2	0	0	5	3.3	
vs. San Diego State	11/24/14		15	1	3	.333	0	0	.000	1	4	.250	2	2	4	3.3	4	0	0	0	1	0	3	3.3	
vs. Chaminade	11/25/14		12	2	4	.500	0	0	.000	4	5	.800	4	2	6	3.8	2	0	0	3	2	0	8	4.2	
vs. Purdue	11/26/14		9	1	2	.500	0	0	.000	0	2	.000	1	3	4	3.8	4	0	0	0	1	0	2	3.8	
Eastern Kentucky	11/29/14															DNP									
at Utah State	12/02/14		1	0	0	.000	0	0	.000	0	0	.000	0	0	0	3.3	0	0	0	0	0	0	0	3.3	
vs. Hawai'i	12/06/14		16	1	1	1.000	0	0	.000	2	2	1.000	2	2	4	3.4	3	0	0	2	0	1	4	3.4	
Utah	12/10/14		18	1	3	.333	0	0	.000	0	0	.000	1	0	1	3.1	3	0	0	0	0	1	2	3.2	
at Weber State	12/13/14		14	2	3	.667	0	0	.000	2	2	1.000	2	2	4	3.2	4	0	0	4	0	1	6	3.5	
Stanford	12/20/14		8	0	0	.000	0	0	.000	0	0	.000	0	2	2	3.1	2	0	0	0	1	0	0	3.2	
UMass	12/23/14		21	2	2	1.000	0	0	.000	2	2	1.000	1	0	1	2.9	3	0	0	0	1	2	6	3.3	
Gonzaga	12/27/14		22	2	3	.667	0	0	.000	1	2	.500	3	2	5	3.1	4	0	0	1	0	0	5	3.5	
Portland	12/29/14		18	1	1	1.000	0	0	.000	0	1	.000	2	3	5	3.2	4	0	1	0	0	0	2	3.4	
at Santa Clara	01/01/15		14	0	0	.000	0	0	.000	4	6	.667	1	5	6	3.4	5	1	0	1	2	1	4	3.5	
at San Francisco	01/03/15		15	1	1	1.000	0	0	.000	3	5	.600	3	0	3	3.4	3	0	0	0	0	0	5	3.6	
Pepperdine	01/08/15		18	1	1	1.000	0	0	.000	0	0	.000	2	2	4	3.4	4	0	0	0	1	0	2	3.5	
Loyola Marymount	01/10/15		21	0	3	.000	0	0	.000	0	2	.000	2	2	4	3.4	3	0	0	2	1	0	0	3.3	
at Pacific	01/15/15		7	0	0	.000	0	0	.000	2	2	1.000	0	1	1	3.3	4	0	0	2	0	0	2	3.2	
at Saint Mary's	01/17/15		17	1	1	1.000	0	0	.000	0	0	.000	1	0	1	3.2	4	0	0	0	1	1	2	3.2	
at San Diego	01/24/15		15	1	3	.333	0	0	.000	0	0	.000	2	2	4	3.2	3	0	0	0	2	0	2	3.1	
San Francisco	01/29/15	*	22	2	2	1.000	0	0	.000	1	3	.333	2	3	5	3.3	5	1	0	2	2	0	5	3.2	
Santa Clara	01/31/15	*	15	0	1	.000	0	0	.000	0	0	.000	0	2	2	3.3	3	0	0	1	1	0	0	3.0	
at Pepperdine	02/05/15	*	10	0	1	.000	0	0	.000	0	0	.000	1	1	2	3.2	4	0	0	0	0	0	0	2.9	
at Loyola Marymount	02/07/15	*	29	1	3	.333	0	0	.000	0	0	.000	0	6	6	3.3	4	0	0	1	3	0	2	2.9	
Saint Mary's	02/12/15	*	19	0	0	.000	0	0	.000	0	0	.000	0	5	5	3.4	2	0	0	1	4	0	0	2.8	
Pacific	02/14/15	*	17	3	4	.750	0	0	.000	0	0	.000	1	1	2	3.3	3	0	0	0	1	0	6	2.9	
San Diego	02/19/15	*	16	0	1	.000	0	0	.000	2	2	1.000	3	1	4	3.4	5	1	0	1	2	0	2	2.9	
at Portland	02/26/15	*	15	3	5	.600	0	0	.000	0	0	.000	4	1	5	3.4	5	1	0	0	1	0	6	3.0	
at Gonzaga	02/28/15	*	29	2	2	1.000	0	0	.000	3	5	.600	2	4	6	3.5	4	0	0	0	3	2	7	3.1	
vs. SCU/LMU	03/07/15																								
Totals			9	461	30	55	.545	0	0	.000	33	57	.579	46	59	105	3.5	100	4	2	25	30	9	93	3.1

CAREER STATISTICS (ALL GAMES)

Year	GP	GS	Min	Avg	FG	FGA	Pct	3FG	FGA	Pct	FT	FTA	Pct	Off	Def	TR	Avg	PF	FO	A	TO	Blk	Stl	Pts	Avg
2014-15	30	9	461	15.4	30	55	.545	0	0	.000	33	57	.579	46	59	105	3.5	100	4	2	25	30	9	93	3.1
TOTAL	30	9	461	15.4	30	55	.545	0	0	.000	33	57	.579	46	59	105	3.5	100	4	2	25	30	9	93	3.1

CAREER STATISTICS (CONFERENCE GAMES)

Year	GP	GS	Min	Avg	FG	FGA	Pct	3FG	FGA	Pct	FT	FTA	Pct	Off	Def	TR	Avg	PF	FO	A	TO	Blk	Stl	Pts	Avg
2014-15	18	9	319	17.7	18	32	.563	0	0	.000	16	28	.571	29	41	70	3.9	69	4	1	12	24	4	52	2.9
TOTAL	18	9	319	17.7	18	32	.563	0	0	.000	16	28	.571	29	41	70	3.9	69	4	1	12	24	4	52	2.9

5 players scored in double figures

1/3/15 at San Francisco, Haws 22, Fischer 20, Winder 17, Collinsworth 12, Toolson 11

6 players scored in double figures

1/19/14 vs. SVU, Toolson 15, Neilson 13, Haws 13, Fischer 10, Winder 10, Nixon 10

No players scored in double figures

2/21/05 at Air Force, 39-70 L

One player recorded a double-double

2/26/15 vs. San Diego
Kyle Collinsworth, 15 points, 11 assists

Two players recorded a double-double

3/10/14 vs. San Francisco
Kyle Collinsworth, 18 points, 12 rebounds
Eric Mika, 11 points, 10 rebounds

One player recorded a triple-double

2/7/15 at LMU
Kyle Collinsworth, 23 points, 12 rebounds, 10 assists

Two double-digit rebounders

3/10/14 vs. San Francisco
Collinsworth and Mika - 12 and 10 rebounds

Six players had 5 or more rebounds

1/1/11 vs. Fresno Pacific, C. Collinsworth-8, Rogers-5, Emery-5, Hartsock-5, Abouo-5, Davies-5

Five players had 6 or more rebounds

11/20/10 vs. Chicago State, Abouo-8, K. Collinsworth-7, Rogers-7, Anderson-6, C. Collinsworth-6, Davies-6

Four players had 9 or more rebounds

12/30/06 vs. Seton Hall, Cummar-12, Plaisted-9, Young-9, Ainge-9

Two players fouled out

2/28/15 at Gonzaga
Luke Worthington, Kyle Collinsworth

Three or more players fouled out

1/3/09 vs. Wake Forest
Chris Miles, Gavin MacGregor, Charles Abouo

A BYU player received a technical foul

1/3/15 at San Francisco, Anson Winder

An opponent player received a technical foul

vs. Pacific, Jacob Lampkin

BYU coach received a technical foul

2/5/15 at Pepperdine, Dave Rose

An opponent coach received a technical foul

1/29/15 vs. San Francisco, Rex Walters

A BYU player ejected from a game

12/14/13 at Utah, Eric Mika (flagrant 2 foul)

An opponent player ejected from a game

2/1/14 vs. Saint Mary's, Garrett Jackson (flagrant 2 foul)

A coach ejected from the game

11/30/05 vs. Lamar (at Delta Center)
Lamar coach Billy Tubbs (2 technical fouls)

AT LEAST two players scored 20+ points

2/7/15 at LMU, Collinsworth 23, Haws 22

Three players scored 20+ points

12/29/14 vs. Portland, Haws 24, Winder 22, Collinsworth 21

Four players scored 20+ points

1/13/79 vs. New Mexico, D. Ainge-27, Scott Runia-25, Devin Durrant-20, Alan Taylor-20

Two players scored 25+ points

3/18/10 vs. Florida-NCAA 1st Round
Jimmer Fredette 37, Michael Loyd, Jr. 26

A player scored 30+ points

12/6/14 vs. Hawaii, Tyler Haws 30

A player scored 40+ points

1/23/14 at Portland, Tyler Haws 48

A player attempted 20 or more field goals

1/8/14 vs. Pepperdine, Tyler Haws 22

A player with 5 or more steals

2/26/15 at Portland, Anson Winder 5

A player had double-digit assists

2/26/15 at Portland, Kyle Collinsworth 11

A player made double-digit free throws

2/19/15 vs. San Diego, Tyler Haws (10-10)

A player shot 100% at the free throw line (min. 8 atts)

2/17/15 vs. San Diego, Tyler Haws (10-10)

A player shot 100% from the floor (min. 5 atts)

1/7/12 vs. San Francisco, Brock Zylstra (8-8)

A player shot 100% on threes (min. 3 atts)

12/11/13 vs. Prairie View A&M, Anson Winder (3-3)

Did not make a three

3/8/14 vs. Loyola Marymount (0-12)

Last time opponent did not make a three

2/2/08 at Wyoming (0-15)

BYU had six or fewer turnovers

12/2/14 at Utah State, 6

BYU committed 25-plus turnovers

12/15/07 vs. Pepperdine, 86-67 W (29)

BYU committed 11 or less team fouls in a game

1/21/12 at Pepperdine, 11

BYU scored 90 points

1/15/15 at Pacific, 93

BYU scored 100 points

11/25/14 vs. Chaminade, 121

BYU scored 110 points

11/25/14 vs. Chaminade, 121

BYU scored less than 50 points in a game

1/15/08 at UNLV 41-70 L

Held opponent to less than 50 points in a game

11/19/14 vs. SVU 101-48 W

BYU scored less than 40 points in a game

2/21/05 at Air Force 39-70 L

Held opponent to less than 40 points in a game

11/23/10 vs. Mississippi Valley State 83-36 W

Shot 60% from the field

1/3/15 at San Francisco (.600) 33-55

Opponent shot 60% from the field

12/22/05 at Utah State (.600) 36-60

Shot 70% from the field in a half

1/3/15 at San Francisco (.741) 20-27

Did not miss a 2-point FG attempt in a half

2/23/04 vs. Air Force, 13-13 inside the arc, (14-17, .824 overall)

Shot less than 30% from the field

2/21/05 at Air Force, (.280), 14-50

Shot 100% from the free throw line

11/26/11 vs. Wisconsin (11-11)

Shot 90% from the free throw line (at least 10 attempts)

3/19/13 vs. Washington, (.913), 21-23

Shot less than 50% from the free throw line

2/8/14 vs. San Francisco, (.483), 14-29

Shot 60% on 3-pointers

12/13/14 at Weber State (.632), 12-19

Shot 70% on 3-pointers

12/11/13 vs. Prairie View A&M (.714), 10-14

Opponent scored less than 20 points in the 1st half

12/10/11 at Utah, 17 (25-17, 61-42 W)

Opponent scored less than 20 points in the 2nd half

11/10/13 vs. Pepperdine, 16 (46-16, 76-51 W)

BYU scored less than 20 points in the 1st half

2/21/05 at Air Force, 13 (BYU trailed 13-37)

BYU scored less than 20 points in the 2nd half

1/15/00 vs. Utah, 19

Opponent scored 50 or more points in a half

2/5/15 at Pepperdine, 55 (2nd half)

BYU scored 50 or more points in the first half

1/3/15 at San Francisco, 57

BYU scored 50 or more points in the second half

1/15/15 at Pacific, 50

BYU scored 60 or more points in the first half

11/25/14 vs. Chaminade, 66

BYU scored 60 or more points in the second half

12/2/14 at Utah State, 60

Won by 60 or more points (largest margin ever)

12/22/06 vs. W. Oregon (62) 102-40

Won by 50 or more points

11/19/14 vs. SVU (53) 101-48

Won by 40 or more points

11/19/14 vs. SVU (53) 101-48

Won by 30 or more points

1/3/15 at San Francisco (31) 99-68

Won by 25 or more points

2/14/15 vs. Pacific (25) 84-59

Lost by 35-plus points

11/22/04 vs. North Carolina (36) 86-50

Lost by 30-plus points

2/21/05 at Air Force (31) 39-70

Lost by 25-plus points

1/15/08 at UNLV (29) 70-41

Played an overtime game

12/23/14 vs. UMass, 77-71 W (OT)

Won in single overtime

12/23/14 vs. UMass, 77-71 W (OT)

Lost in overtime

11/26/14 vs. Purdue, 85-87 L (OT)

Played a double OT game

11/24/14 vs. San Diego State, 87-92 L (2OT)

Played a triple OT game

1/23/14 at Portland, 114-110 L (3OT)

Won 15-straight games

2009-10 (15)

Won 10-straight games

2010-11 (10)

Lost 3-straight games

2013-14 @ Oregon, @ LMU, @ Pepperdine

Lost 4-straight games

2013-14 @ Utah, @ Oregon, @ LMU, @ Pepperdine

Lost 5-straight games

2004-05 @ UNM, @ AFA, @ Utah, UNLV, vs. UNM (at MWC)

Lost 9-straight games

1997-98

Lost 10-straight games

1996-97 (21) - school record

Played an NCAA tournament game

3/20/14 vs. Oregon-NCAA 2nd Round, 68-87

Won an NCAA Tournament game

3/13/12 vs. Iona-NCAA 1st Round, 78-72

Won two NCAA Tournament games

1980-81 Princeton 60-51, UCLA 78-55, Notre Dame 51-50, then lost to Virginia 60-74
Wofford 74-66, Gonzaga 89-67

Won three NCAA Tournament games

1980-81 Princeton 60-51, UCLA 78-55, Notre Dame 51-50, then lost to Virginia 60-74

Played in the NIT

4/2/13 vs. Baylor, 76-70 L

Won an NIT game

3/27/13 at Southern Miss 79-62 W

Won two NIT games

2012-13 Washington, 90-79, Mercer 90-79, Southern Miss 79-62

Won three NIT games

2012-13 Advanced to NIT semifinals
1965-66 NIT CHAMPIONS
1950-51 NIT CHAMPIONS

Won a conference tournament

2000-01

Won a regular season conference title

2010-11

Won a conference regular season outright

2007-08

Defeated a ranked team

2/28/15 at Gonzaga (3/2), 73-70

Defeated a ranked team at home

2/20/14 vs. Gonzaga (25/22), 73-65

Defeated a ranked team on the road

2/28/15 at Gonzaga (3/2), 73-70

Was ranked in the top 25 AP Poll

3/14/11 Ranked 10th

Was ranked in the top 25 Coaches Poll

3/29/11 Ranked 13th

Finished season ranked in the top 25 polls

2010-11 10th (AP), 13th (Coaches)

Official Basketball Box Score -- Game Totals -- Final Statistics
Long Beach State vs BYU
11/14/14 5:05 pm at Provo, Utah, Marriott Center

Long Beach State 90 • 0-1

#	Player	Total			3-Ptr			Rebounds			PF	TP	A	TO	Blk	Stl	Min
		FG-FGA	FT-FTA	Reb Tot	FG-FGA	FT-FTA	Off	Def	Off	Def							
05	Caffey, Mike	* 10-16	4-5	2-3	3	2	5	3	26	6	7	0	5	33			
11	Samuels, David	* 4-7	0-0	0-0	2	1	3	2	8	0	2	1	0	18			
14	Jones, Branford	* 2-5	0-1	0-0	0	3	3	4	2	2	0	1	25				
31	LaSalle, McKay	* 5-8	5-8	1-2	0	1	1	2	16	1	0	0	32				
35	Williams, Jack	* 4-7	2-4	0-0	1	1	2	3	10	1	1	0	20				
04	Yussuf, Temidayo	0-1	0-0	4-8	1	2	3	5	4	0	1	1	13				
12	McKnight, Eric	2-4	0-0	0-0	1	2	3	3	4	0	1	1	19				
13	North, Deontae	5-12	2-4	4-6	1	3	4	3	16	2	3	0	30				
21	Bibbins, Justin	1-1	0-0	0-0	0	0	0	1	2	3	1	0	10				
Team					2	3	5										
Totals		33-61	13-22	11-20	11	18	29	25	90	15	18	3	10	200			

FG % 1st Half: 16-32 50.0% 2nd half: 17-29 58.6% Game: 33-61 54.1% Deadball Rebounds 2
 3FG % 1st Half: 7-12 58.3% 2nd half: 6-10 60.0% Game: 13-22 59.1%
 FT % 1st Half: 8-15 53.3% 2nd half: 3-5 60.0% Game: 11-20 55.0%

BYU 95 • 1-0

#	Player	Total			3-Ptr			Rebounds			PF	TP	A	TO	Blk	Stl	Min
		FG-FGA	FT-FTA	Reb Tot	FG-FGA	FT-FTA	Off	Def	Off	Def							
01	FISCHER, Chase	* 4-9	4-8	5-5	0	3	3	17	5	2	0	1	31				
03	HAWS, Tyler	* 7-13	2-5	5-6	0	3	3	21	1	4	1	3	33				
05	COLLINSWORTH, Kyle	* 3-6	0-1	0-0	1	1	2	3	6	1	5	0	13				
33	AUSTIN, Nate	* 1-3	1-1	3-4	3	6	9	2	6	3	1	2	26				
41	WORTHINGTON, Luke	* 1-2	0-0	0-0	1	1	2	2	2	0	1	0	13				
12	SHARP, Josh	0-0	0-0	0-0	0	0	0	0	0	0	0	0	4				
15	TOOLSON, Jake	0-0	0-0	0-0	0	2	2	0	0	0	0	0	4				
20	WINDER, Anson	4-7	2-4	2-3	0	6	6	1	12	2	0	0	24				
23	HALFORD, Skyler	5-7	2-3	6-6	0	0	0	3	18	7	2	0	24				
24	BARTLEY IV, Frank	1-2	0-1	1-2	0	1	1	0	3	7	1	0	4				
20	NIXON, Dalton	0-1	0-1	0-0	0	1	1	2	0	0	0	0	7				
35	NEILSON, Isaac	2-3	0-0	6-7	1	0	1	0	10	0	0	0	11				
44	KAUFUSI, Corbin	0-1	0-0	0-0	1	0	1	3	0	0	1	0	6				
Team					2	0	2										
Totals		28-54	11-24	28-33	9	24	33	22	95	19	17	3	6	200			

FG % 1st Half: 14-26 53.8% 2nd half: 14-28 50.0% Game: 28-54 51.9% Deadball Rebounds 4
 3FG % 1st Half: 5-12 41.7% 2nd half: 6-12 50.0% Game: 11-24 45.8%
 FT % 1st Half: 13-15 86.7% 2nd half: 15-16 83.3% Game: 28-33 84.8%

Officials: Brady Chelette, Martin Cichocki, Ryan McCarty
 Technical fouls: Long Beach State-None. BYU-None.
 Attendance: 16778

Score by periods	1st	2nd	Total
Long Beach State	47	43	90
BYU	46	49	95

Points	In	Off	2nd	Fast	Bench
LBSU	Paint	T/O	Chance	Break	
BYU	34	15	13	7	26
BYU	24	19	4	9	43

Last FG - LBSU 2nd-00:00, BYU 2nd-00:54.
 Largest lead - LBSU by 5 1st-06:48, BYU by 10 2nd-04:57.
 LBSU led for 05:51. BYU led for 30:38. Game was tied for 03:24.
 Score tied - 9 times.
 Lead changed - 10 times.

Official Basketball Box Score -- Game Totals -- Final Statistics
Arkansas-Little Rock vs BYU
11/18/14 7:35 pm at Provo, Utah, Marriott Center

Arkansas-Little Rock 62 • 1-1

#	Player	Total			3-Ptr			Rebounds			PF	TP	A	TO	Blk	Stl	Min
		FG-FGA	FT-FTA	Reb Tot	FG-FGA	FT-FTA	Off	Def	Off	Def							
00	Woods, Roger	* 6-11	2-3	5-7	2	7	9	0	19	0	2	1	1	19			
14	Thomas, J.T.	* 1-7	0-2	0-0	0	0	0	1	2	6	1	0	22				
22	Reid, James	* 4-7	2-4	0-0	0	3	3	3	10	0	1	0	29				
24	Dillard, Ben	* 0-4	0-3	4-4	0	0	0	2	4	3	2	0	23				
33	White, James	* 3-9	0-0	0-0	1	8	9	2	6	0	4	2	27				
01	Brown, Andrew	0-0	0-0	0-0	0	0	0	0	0	0	0	0	3				
02	Washington, Jerron	1-1	0-0	1-2	0	0	0	1	3	0	1	0	3				
03	Hagins, Josh	2-9	1-3	0-0	0	1	1	1	5	1	0	0	21				
10	Hill, Maurius	2-4	1-1	1-2	3	1	4	2	6	0	2	0	16				
11	Smith, DeVonte	0-2	0-0	0-0	0	1	1	1	0	0	0	0	18				
21	Isom, Mareik	1-5	0-2	3-4	1	0	1	2	5	0	1	0	13				
55	Leeper, Gus	1-2	0-0	0-0	0	0	0	3	2	0	0	1	6				
Team					2	3	5										
Totals		21-61	6-18	14-19	9	24	33	19	62	10	14	4	3	200			

FG % 1st Half: 8-31 25.8% 2nd half: 13-30 43.3% Game: 21-61 34.4% Deadball Rebounds 2
 3FG % 1st Half: 2-9 22.2% 2nd half: 4-9 44.4% Game: 4-9 44.4%
 FT % 1st Half: 10-12 83.3% 2nd half: 4-7 57.1% Game: 14-19 73.7%

BYU 91 • 2-0

#	Player	Total			3-Ptr			Rebounds			PF	TP	A	TO	Blk	Stl	Min
		FG-FGA	FT-FTA	Reb Tot	FG-FGA	FT-FTA	Off	Def	Off	Def							
01	FISCHER, Chase	* 7-12	4-7	1-1	0	2	2	1	19	1	2	0	1	28			
03	HAWS, Tyler	* 6-11	1-4	5-6	0	4	4	0	18	5	1	0	20				
05	COLLINSWORTH, Kyle	* 2-5	0-0	1-4	3	5	8	3	5	6	4	0	17				
33	AUSTIN, Nate	* 4-4	0-0	0-0	2	9	11	2	8	0	0	0	20				
41	WORTHINGTON, Luke	* 3-7	0-0	1-2	1	3	4	2	7	0	0	0	16				
10	ANDRUS, Ryan	0-0	0-0	0-0	0	0	0	0	0	0	0	0	1				
12	SHARP, Josh	1-1	0-0	1-2	1	0	1	3	3	0	0	0	5				
15	TOOLSON, Jake	1-1	1-1	0-0	1	2	3	0	3	1	1	0	10				
20	WINDER, Anson	4-9	1-4	0-0	0	5	5	2	9	2	0	0	18				
23	HALFORD, Skyler	2-6	0-3	0-0	0	0	0	0	4	3	2	0	16				
24	BARTLEY IV, Frank	1-1	0-0	0-1	0	1	1	0	2	2	0	0	4				
20	NIXON, Dalton	2-3	0-0	0-0	0	0	0	1	4	1	0	0	7				
35	NEILSON, Isaac	2-5	0-1	0-1	1	1	2	2	4	1	0	0	6				
44	KAUFUSI, Corbin	2-4	0-0	1-3	3	1	4	2	5	0	1	0	12				
Team					1	1	2										
Totals		37-69	7-20	10-20	13	34	47	18	91	22	11	0	9	200			

FG % 1st Half: 14-30 46.7% 2nd half: 23-39 59.0% Game: 37-69 53.6% Deadball Rebounds 5
 3FG % 1st Half: 2-6 33.3% 2nd half: 5-14 35.7% Game: 7-20 35.0%
 FT % 1st Half: 7-14 50.0% 2nd half: 3-6 50.0% Game: 10-20 50.0%

Officials: Michael Irving, Sam Haddad, Kevin Brill
 Technical fouls: Arkansas-Little Rock-TEAM 2. BYU-None.
 Attendance: 12469

Score by periods	1st	2nd	Total
Arkansas-Little Rock	28	34	62
BYU	37	54	91

Points	In	Off	2nd	Fast	Bench
UALR	Paint	T/O	Chance	Break	
BYU	20	7	13	0	21
BYU	52	24	10	14	34

Last FG - UALR 2nd-00:05, BYU 2nd-00:30.
 Largest lead - UALR by 3 1st-19:37, BYU by 31 2nd-00:30.
 UALR led for 01:31. BYU led for 35:27. Game was tied for 03:02.
 Score tied - 5 times.
 Lead changed - 1 time.

Official Basketball Box Score -- Game Totals -- Final Statistics
Southern Virginia vs BYU
11/19/14 7:05 pm at Provo, Utah, Marriott Center

Southern Virginia 48 • 1-1, 0-0

#	Player	Total			3-Ptr			Rebounds			PF	TP	A	TO	Blk	Stl	Min
		FG-FGA	FT-FTA	Reb Tot	FG-FGA	FT-FTA	Off	Def	Off	Def							
01	Preston Eaton	* 2-11	0-3	7-8	2	3	5	2	11	3	1	0	24				
04	Wesley Evans	* 1-4	1-3	0-0	0	0	0	3	3	0	0	0	3				
21	Kaleio Manuela	* 1-4	0-1	0-0	1	3	4	4	2	0	0	0	19				
30	Kevin Walker	* 1-5	0-1	2-0	2	2	2	2	10	0	0	0	20				
45	Justin Langford	* 2-2	0-0	0-0	1	1	2	4	0	1	0	0	11				
02	Cody Hosier	0-3	0-2	0-0	1	0	1	0	0	1	0	1	8				
05	Kyle Dragnich	0-3	0-0	0-0	0	2	2	1	0	0	0	0	8				
11	David Baety	3-13	1-6	0-0	0	2	2	7	1	5	0	1	18				
12	Ermit Mosely	3-3	0-1	0-0	0	0	0	0	1	3	0	0	14				
20	Austin Wood	1-3	0-0	0-0	0	0	0	0	2	1	0	0	8				
23	Joseph Ojelade	0-0	0-0	0-0	0	1	1	0	0	0	0	0	2				
32	Taylor Larson	2-3	0-1	0-0	2	3	5	2	4	0	1	1	17				
33	Aaron Rumbaugh	2-3	1-1	0-0	0	0	0	2	5	0	0	0	6				
44	Ben Canevari	3-5	0-1	0-0	1	0	1	2	6	0	2	0	13				
50	Michael Neufville	0-0	0-0	2-2	0	3	3	1	2	1	0	0	7				
55	Cale Thornton																

Official Basketball Box Score -- Game Totals -- Final Statistics
BYU vs Chaminade
11-25-14 11:30 a.m. at Lahaina Civic Center, Maui, Hawaii

BYU 121 • 4-1

#	Player	Total		3-Ptr		Rebounds			PF	TP	A	TO	Blk	Stl	Min
		FG-FGA	FG-FGA	FT-FTA	Off	Def	Tot								
33	AUSTIN, Nate	f	1-1	0-0	2-2	1	6	7	1	4	3	0	0	0	17
41	WORTHINGTON, Luke	f	2-3	0-0	0-0	1	0	1	1	4	0	1	0	0	8
01	FISCHER, Chase	g	10-14	10-13	0-0	0	0	0	2	30	3	0	0	1	23
03	HAWS, Tyler	g	6-7	1-2	6-6	1	0	1	2	19	3	0	0	0	16
05	COLLINSWORTH, Kyle	g	4-10	0-0	6-7	3	5	8	1	14	6	3	0	0	21
02	ELLIS, Jordan	g	0-0	0-0	0-0	0	2	2	0	0	1	0	0	0	5
10	ANDRUS, Ryan	g	0-0	0-0	0-0	1	1	1	0	0	1	0	0	0	3
12	SHARP, Josh	g	0-0	0-0	1-2	1	1	2	1	0	0	0	0	0	7
15	TOOLSON, Jake	g	3-9	2-5	0-0	0	2	2	0	8	1	0	0	0	7
20	WINDER, Anson	g	7-11	2-3	2-3	1	7	8	3	18	3	2	1	2	24
23	HALFORD, Skyler	g	1-4	1-2	0-0	1	0	1	2	3	4	3	0	2	10
24	BARTLEY IV, Frank	g	0-1	0-1	0-0	0	2	2	0	0	3	1	0	0	11
20	NIXON, Dalton	g	3-5	0-2	1-1	0	3	3	2	7	1	1	0	0	16
35	NEILSON, Isaac	g	2-5	1-1	0-0	0	2	2	2	5	0	0	0	0	15
44	KAUFUSI, Corbin	g	2-4	0-0	4-5	4	2	6	2	8	0	3	2	0	12
	Team					0	1	1							
	Totals		41-74	17-29	22-26	15	35	50	23	121	28	15	4	10	200

FG % 1st Half: 23-37 62.2% 2nd half: 18-37 48.6% Game: 41-74 55.4% Deadball Rebounds 0
 3FG % 1st Half: 14-18 77.8% 2nd half: 3-11 27.3% Game: 17-29 58.6%
 FT % 1st Half: 6-8 75.0% 2nd half: 16-18 88.9% Game: 22-26 84.6%

Chaminade 85 • 2-2

#	Player	Total		3-Ptr		Rebounds			PF	TP	A	TO	Blk	Stl	Min
		FG-FGA	FG-FGA	FT-FTA	Off	Def	Tot								
25	Eteuati, Frankie	f	3-8	0-1	2-4	1	4	5	2	8	1	0	2	0	19
05	Bailey, Lee	g	2-6	1-1	5-6	0	4	4	2	10	2	5	0	2	25
14	Kuany, Kuany	g	5-13	1-3	3-4	1	3	4	3	14	2	2	1	0	29
23	Hu, Kevin	g	2-5	1-2	3-5	0	0	0	4	8	0	2	0	1	14
33	Shastri, Kiran	g	4-11	3-10	5-6	0	2	1	16	1	2	1	2	26	
01	Boyd, De'Von	g	1-3	0-1	2-2	0	0	0	0	4	0	0	1	0	6
02	Pu ulei-Auld, Kahanu	g	2-5	0-1	0-0	1	1	2	2	4	1	1	0	2	11
03	Harper, James	g	2-6	1-1	1-3	2	2	4	1	6	1	1	0	0	15
10	Mathew, AJ	g	0-1	0-0	0-0	0	0	0	0	0	1	0	0	1	8
11	Ware, David	g	0-0	0-0	1-1	1	2	3	15	1	1	0	0	1	18
12	Rosen, Arnu	g	0-0	0-0	0-0	0	1	1	2	0	0	0	0	0	4
15	Sakazaki, Michael	g	0-2	0-0	0-0	0	1	1	1	0	0	0	0	0	4
22	Louder, Michael	g	0-2	0-0	0-0	2	0	2	3	0	0	1	1	0	16
24	Pedroso, Oscar	g	0-3	0-2	0-0	0	0	0	0	0	0	0	0	0	5
	Team					8	3	11							
	Totals		27-72	10-25	21-30	16	22	38	24	85	10	15	6	10	200

FG % 1st Half: 14-36 38.9% 2nd half: 13-36 36.1% Game: 27-72 37.5% Deadball Rebounds 3
 3FG % 1st Half: 7-13 53.8% 2nd half: 3-11 27.3% Game: 10-25 40.0%
 FT % 1st Half: 8-16 50.0% 2nd half: 13-14 92.9% Game: 21-30 70.0%

Officials: Dick Cartnell, Wally Rutecki, Sean Hull
 Technical fouls: BYU-None. Chaminade-None.
 Attendance: 2400
 Chase Fischer's 10 3 pointers ties EA Sports Maui Invitational record, tying Notre Dame's Kyle McAlmarney (2008) and Chaminade's Christophe Varidel (2013)
 Fischer's 10 3 pointers also breaks BYU school record of 9 (Jimmer Fredette)

Score by periods	1st	2nd	Total
BYU	66	55	121
Chaminade	43	42	85

Official Basketball Box Score -- Game Totals -- Final Statistics
PURDUE vs BYU
11-26-14 12 p.m. at Lahaina Civic Center, Maui, Hawaii

PURDUE 87 • 5-1

#	Player	Total		3-Ptr		Rebounds			PF	TP	A	TO	Blk	Stl	Min
		FG-FGA	FG-FGA	FT-FTA	Off	Def	Tot								
12	Edwards, Vince	f	7-9	3-5	8-9	3	6	9	3	25	2	2	0	0	41
20	Hammons, A.J.	c	5-10	0-1	2-4	2	2	4	4	12	1	3	4	0	20
00	Octeus, Jon	g	4-10	0-2	0-0	2	2	4	4	8	3	2	2	1	34
21	Stevens, Kendall	g	1-9	1-5	1-2	1	4	5	1	4	1	2	1	1	32
35	Davis, Raphael	g	4-10	0-1	10-11	0	4	4	3	18	1	4	0	2	35
01	Scott, Bryson	g	0-1	0-0	2-2	0	0	0	0	2	2	0	0	1	6
03	Thompson, P.J.	g	1-3	1-2	1-2	0	1	1	1	4	1	1	0	1	16
05	Smotherman, Basil	g	0-0	0-0	0-0	0	0	0	0	0	2	0	0	0	8
31	Mathias, Dakota	g	1-2	0-1	0-0	0	2	2	3	2	1	0	0	0	11
44	Haas, Isaac	g	4-5	0-0	4-6	1	1	2	4	12	0	2	1	0	22
	Team					3	4	7							
	Totals		27-59	5-17	28-36	12	26	38	23	87	14	17	8	6	225

FG % 1st Half: 14-28 50.0% 2nd half: 10-24 41.7% OT: 3-7 42.9% Game: 27-59 45.8% Deadball Rebounds 4
 3FG % 1st Half: 3-7 42.9% 2nd half: 2-9 22.2% OT: 0-1 0.0% Game: 5-17 29.4%
 FT % 1st Half: 9-10 90.0% 2nd half: 19-26 73.1% OT: 0-0 0.0% Game: 28-36 77.8%

BYU 85 • 4-2

#	Player	Total		3-Ptr		Rebounds			PF	TP	A	TO	Blk	Stl	Min
		FG-FGA	FG-FGA	FT-FTA	Off	Def	Tot								
33	AUSTIN, Nate	f	2-2	0-0	3-4	3	3	6	5	7	1	0	0	1	23
41	WORTHINGTON, Luke	f	0-1	0-0	3-4	1	2	3	5	3	1	1	0	1	20
01	FISCHER, Chase	g	2-11	2-11	1-2	0	3	3	1	7	2	3	0	1	38
03	HAWS, Tyler	g	9-19	1-3	13-14	0	5	5	0	32	2	2	3	0	40
05	COLLINSWORTH, Kyle	g	3-10	0-1	3-4	1	3	4	4	9	8	4	1	6	40
20	WINDER, Anson	g	7-9	3-3	1-2	0	1	1	3	18	0	0	0	0	34
23	HALFORD, Skyler	g	0-1	0-1	0-0	0	0	0	0	1	0	1	0	0	2
24	BARTLEY IV, Frank	g	0-0	0-0	0-0	0	0	0	0	0	0	0	0	0	0+
20	NIXON, Dalton	g	1-2	1-1	0-0	1	0	1	3	3	0	0	0	0	6
35	NEILSON, Isaac	g	2-5	0-1	0-0	1	2	3	4	4	0	0	2	0	13
44	KAUFUSI, Corbin	g	1-2	0-0	0-2	1	3	4	4	2	0	0	1	0	9
	Team					3	0	3							
	Totals		27-62	7-21	24-32	11	22	33	30	85	14	11	7	9	225

FG % 1st Half: 11-29 37.9% 2nd half: 15-28 53.6% OT: 1-5 20.0% Game: 27-62 43.5% Deadball Rebounds 5
 3FG % 1st Half: 3-10 30.0% 2nd half: 4-10 40.0% OT: 0-1 0.0% Game: 7-21 33.3%
 FT % 1st Half: 10-16 62.5% 2nd half: 12-14 85.7% OT: 2-2 100.0% Game: 24-32 75.0%

Officials: Dick Cartnell, Wally Rutecki, Ryan Wells
 Technical fouls: PURDUE-None. BYU-None.
 Attendance: 2400

Score by periods	1st	2nd	OT	Total
PURDUE	40	41	6	87
BYU	35	46	4	85

Official Basketball Box Score -- Game Totals -- Final Statistics
Eastern Kentucky vs BYU
11/29/14 7:35 pm at Provo, Utah, Marriott Center

Eastern Kentucky 76 • 4-1, 0-0

#	Player	Total		3-Ptr		Rebounds			PF	TP	A	TO	Blk	Stl	Min
		FG-FGA	FG-FGA	FT-FTA	Off	Def	Tot								
02	WALDEN, Corey	*	3-9	0-4	9-10	2	0	2	4	15	7	5	0	2	36
05	McGLONE, Isaac	*	1-2	1-2	0-0	0	1	1	4	3	2	1	0	1	24
22	KNIPP, Timmy	*	4-6	2-4	0-0	1	4	5	0	10	1	2	1	1	27
32	POWELL, Ja'Mill	*	7-13	3-5	6-9	1	2	3	4	23	0	2	0	1	28
42	STUTZ, Eric	*	4-5	0-0	2-2	0	1	1	3	10	1	3	0	1	25
03	RICHARDSON, Denzel	*	1-4	0-1	0-0	1	2	3	0	2	0	2	0	0	17
04	MATTHEWS, Tommy	*	0-0	0-0	0-0	0	0	0	0	0	0	0	0	0	1
11	BABB-HARRISON, Jayle	*	2-5	1-3	0-0	0	2	2	5	1	2	0	0	0	14
13	NORL, Daniel	*	0-0	0-0	0-0	0	0	0	0	1	0	0	0	0	5
23	HOOD, Jonathan	*	1-4	1-4	0-0	0	0	0	0	3	0	0	0	0	11
33	MUFF, Deverin	*	1-1	1-1	2-2	0	2	2	2	5	0	0	3	2	12
	Team					0	2	2							
	Totals		24-49	9-24	19-23	5	16	21	20	76	13	17	4	8	200

FG % 1st Half: 11-21 52.4% 2nd half: 13-28 46.4% Game: 24-49 49.0% Deadball Rebounds 2
 3FG % 1st Half: 4-12 33.3% 2nd half: 5-12 41.7% Game: 9-24 37.5%
 FT % 1st Half: 4-4 100.0% 2nd half: 15-19 78.9% Game: 19-23 82.6%

BYU 90 • 5-2, 0-0

#	Player	Total		3-Ptr		Rebounds			PF	TP	A	TO	Blk	Stl	Min
		FG-FGA	FG-FGA	FT-FTA	Off	Def	Tot								
01	FISCHER, Chase	*	7-12	4-8	2-3	0	3	3	2	20	2	3	0	0	27
03	HAWS, Tyler	*	10-15	4-8	2-2	2	2	4	1	26	4	2	0	0	31
05	COLLINSWORTH, Kyle	*	3-5	1-1	4-5	1	3	4	2	11	5	4	0	3	23
33	AUSTIN, Nate	*	0-0	0-0	0-0	0	2	2	0	1	2	0	1	0	23

Official Basketball Box Score -- Game Totals -- Final Statistics
Hawaii vs BYU
12/06/14 4:05 pm at Salt Lake City, EnergySolutions Arena

Hawaii 70 • 7-3, 0-0

#	Player	Total		3-Ptr		Rebounds			PF	TP	A	TO	Blk	Stl	Min		
		FG	FGA	FG	FGA	FT	FTA	Off								Def	Tot
01	Nevels, Garrett	4	11	2	6	2	2	0	3	3	2	12	1	1	0	29	
05	Bobbitt, Roderick	5	12	0	3	5	7	2	2	4	4	15	7	4	0	33	
11	Smith, Quincy	1	5	0	0	2	2	1	2	3	1	4	1	1	0	26	
23	Valdes, Aaron	8	14	2	2	6	8	3	4	7	4	24	2	2	0	33	
25	Thomas, Mike	4	9	0	0	0	0	2	3	5	4	8	1	0	1	26	
00	Fleming, Isaac	3	10	1	4	0	0	2	2	1	7	3	3	0	1	24	
02	Filipovich, Niko	0	1	0	1	0	0	1	1	1	0	0	0	0	0	4	
03	Jawato, Brandon	0	2	0	2	0	0	0	0	0	1	0	0	0	0	7	
15	Yovanovic, Stefan	0	2	0	0	1	0	2	2	2	0	1	1	1	1	18	
	Team							1	2	3							
	Totals	25	66	5	18	15	20	9	21	30	20	70	16	12	2	13	200

FG % 1st Half: 12-32 37.5% 2nd half: 13-34 38.2% Game: 25-66 37.9% Deadball Rebounds 1
 3FG % 1st Half: 4-10 40.0% 2nd half: 1-8 12.5% Game: 5-18 27.8%
 FT % 1st Half: 2-4 50.0% 2nd half: 13-16 81.3% Game: 15-20 75.0%

BYU 90 • 7-2, 0-0

#	Player	Total		3-Ptr		Rebounds			PF	TP	A	TO	Blk	Stl	Min		
		FG	FGA	FG	FGA	FT	FTA	Off								Def	Tot
01	FISCHER, Chase	6	11	4	9	4	5	1	4	5	2	20	5	3	0	32	
03	HAWS, Tyler	9	17	2	5	10	10	2	5	7	2	30	1	1	0	34	
05	COLLINSWORTH, Kyle	8	14	1	2	2	4	2	10	12	1	19	10	6	2	1	35
33	AUSTIN, Nate	0	0	0	0	0	0	4	4	1	0	0	0	0	0	10	
41	WORTHINGTON, Luke	0	0	0	0	0	0	1	1	3	0	0	0	0	0	12	
02	ELLIS, Jordan	0	0	0	0	0	0	0	0	0	0	1	1	0	0	1	
10	ANDRUS, Ryan	0	1	0	0	0	1	0	1	0	0	0	0	0	0	1	
12	SHARP, Josh	1	1	0	0	0	0	0	0	0	1	2	0	0	0	2	
15	TOOLSON, Jake	0	0	0	0	1	1	2	0	0	0	0	0	0	0	7	
20	WINDER, Anson	4	10	2	6	1	4	5	3	11	6	2	1	2	1	31	
23	HALFORD, Skyler	0	2	0	1	2	2	2	2	3	2	0	1	0	0	10	
24	BARTLEY IV, Frank	0	1	0	1	2	0	1	1	1	2	0	1	0	0	6	
30	NIXON, Dalton	0	1	0	0	0	0	1	1	1	0	0	0	0	0	2	
35	NEILSON, Isaac	0	0	0	0	2	2	0	2	0	0	2	0	0	0	1	
44	KAUFUSI, Corbin	1	1	0	0	2	2	4	3	4	0	2	0	0	1	16	
	Team							1	1	2							
	Totals	29	60	9	24	23	27	13	36	49	21	90	23	19	3	8	200

FG % 1st Half: 14-34 41.2% 2nd half: 15-26 57.7% Game: 29-60 48.3% Deadball Rebounds 1
 3FG % 1st Half: 4-14 28.6% 2nd half: 5-10 50.0% Game: 9-24 37.5%
 FT % 1st Half: 5-6 83.3% 2nd half: 18-21 85.7% Game: 23-27 85.2%

Officials: Frank Harvey, Nate Harris, Scott Brown
 Technical fouls: Hawaii-None. BYU-None.
 Attendance: 13623

Score by periods	1st	2nd	Total
Hawaii	30	40	70
BYU	37	53	90

Last FG - UH 2nd-00:26, BYU 2nd-00:21.
 Largest lead - UH by 9 1st-06:23, BYU by 24 2nd-01:44.
 UH led for 10:24. BYU led for 27:30. Game was tied for 02:00.

Score tied - 3 times.
 Lead changed - 5 times.

Official Basketball Box Score -- Game Totals -- Final Statistics
Utah vs BYU
12/10/14 7:05 pm at Provo, Utah, Marriott Center

Utah 65 • 7-1, 0-0

#	Player	Total		3-Ptr		Rebounds			PF	TP	A	TO	Blk	Stl	Min		
		FG	FGA	FG	FGA	FT	FTA	Off								Def	Tot
11	TAYLOR, Brandon	1	7	1	6	0	2	0	2	2	1	3	2	1	0	1	28
20	REYES, Chris	2	2	0	0	0	0	1	1	0	4	0	0	1	0	13	
25	OGBE, Kenneth	2	5	0	0	3	3	1	3	4	1	7	1	1	0	0	22
42	POELTL, Jakob	3	5	0	0	0	3	1	6	7	1	6	0	4	2	0	27
55	WRIGHT, Delon	6	10	0	3	6	7	2	9	11	1	18	3	4	2	2	37
00	CHAPMAN, Brekkott	3	5	0	0	2	2	2	4	4	4	8	0	0	0	2	13
01	WRIGHT, Isaiah	1	2	0	1	0	0	0	0	0	1	2	1	1	0	0	8
14	TUCKER, Dakarai	1	6	1	4	2	4	0	6	6	1	5	1	2	1	0	27
31	BACHYNSKI, Dallin	0	1	0	0	5	1	2	1	5	0	1	0	1	0	0	16
35	KUZMA, Kyle	3	5	0	0	1	3	1	3	7	1	1	1	0	0	0	9
	Team							2	3	5							
	Totals	22	48	2	14	19	30	9	34	43	14	65	9	15	6	5	200

FG % 1st Half: 11-27 40.7% 2nd half: 11-21 52.4% Game: 22-48 45.8% Deadball Rebounds 7
 3FG % 1st Half: 0-8 0.0% 2nd half: 2-6 33.3% Game: 2-14 14.3%
 FT % 1st Half: 8-10 80.0% 2nd half: 11-20 55.0% Game: 19-30 63.3%

BYU 61 • 7-3, 0-0

#	Player	Total		3-Ptr		Rebounds			PF	TP	A	TO	Blk	Stl	Min		
		FG	FGA	FG	FGA	FT	FTA	Off								Def	Tot
01	FISCHER, Chase	1	5	1	5	0	0	0	0	0	4	3	1	1	0	0	22
03	HAWS, Tyler	9	22	3	5	2	3	2	6	8	3	23	1	2	1	0	39
05	COLLINSWORTH, Kyle	7	15	1	2	2	5	1	8	9	2	17	5	2	1	1	38
33	AUSTIN, Nate	0	0	0	0	0	0	0	0	0	0	0	0	0	0	0	0
41	WORTHINGTON, Luke	0	1	0	0	2	1	2	2	0	2	0	1	0	0	1	12
12	SHARP, Josh	0	1	0	0	0	0	0	0	0	2	0	0	0	1	0	7
20	WINDER, Anson	4	8	2	5	0	0	2	2	4	3	10	2	0	0	2	32
23	HALFORD, Skyler	1	4	0	1	0	0	0	2	2	0	2	2	0	0	3	12
24	BARTLEY IV, Frank	1	3	0	1	0	0	1	0	1	1	2	0	1	0	0	10
35	NEILSON, Isaac	0	3	0	1	0	0	0	0	0	1	0	0	0	0	0	10
44	KAUFUSI, Corbin	1	3	0	0	0	0	1	0	1	3	2	0	0	0	1	18
	Team							2	2	4							
	Totals	24	65	7	20	6	10	10	21	31	21	61	12	7	3	8	200

FG % 1st Half: 12-28 42.9% 2nd half: 12-37 32.4% Game: 24-65 36.9% Deadball Rebounds 1
 3FG % 1st Half: 3-8 37.5% 2nd half: 4-12 33.3% Game: 7-20 35.0%
 FT % 1st Half: 4-6 66.7% 2nd half: 2-4 50.0% Game: 6-10 60.0%

Officials: Michael Reed, Michael Irving, Rick Batsell
 Technical fouls: Utah-None. BYU-None.
 Attendance: 20900

Score by periods	1st	2nd	Total
Utah	30	35	65
BYU	31	30	61

In Off 2nd Fast Bench
 Points Paint T/O Chance Break
 Utah 32 13 7 6 27
 BYU 26 24 10 8 16

Last FG - UTAH 2nd-03:42, BYU 2nd-00:18.
 Largest lead - UTAH by 13 1st-10:18, BYU by 4 2nd-18:04.
 UTAH led for 33:50. BYU led for 04:00. Game was tied for 01:57.

Official Basketball Box Score -- Game Totals -- Final Statistics
BYU vs Weber State
12/13/14 7:05 p.m. at Ogden, Utah (Dee Events Center)

BYU 76 • 8-3

#	Player	Total		3-Ptr		Rebounds			PF	TP	A	TO	Blk	Stl	Min		
		FG	FGA	FG	FGA	FT	FTA	Off								Def	Tot
03	HAWS, Tyler	5	10	1	2	8	10	2	5	7	1	19	5	4	0	1	31
35	NEILSON, Isaac	5	9	4	5	1	2	1	5	6	4	15	0	0	1	2	26
41	WORTHINGTON, Luke	0	2	0	0	2	0	1	1	4	2	0	1	0	0	1	18
01	FISCHER, Chase	4	8	4	7	1	2	0	0	0	3	13	4	1	0	0	33
05	COLLINSWORTH, Kyle	1	2	0	0	0	0	2	2	4	2	2	4	0	1	1	19
20	WINDER, Anson	4	7	1	3	0	1	0	5	5	2	9	2	1	0	1	25
23	HALFORD, Skyler	2	3	1	1	0	0	2	3	5	2	5	3	1	0	1	20
24	BARTLEY IV, Frank	0	0	0	0	0	0	0	0	0	0	0	0	0	0	1	
30	NIXON, Dalton	2	2	1	1	0	0	1	3	4	1	5	0	0	0	0	13
44	KAUFUSI, Corbin	2	3	0	0	2	2	4	4	6	0	4	0	4	0	1	14
	Team																

Official Basketball Box Score -- Game Totals -- Final Statistics
UMass vs BYU
12/23/14 12:05 pm at Provo, Utah, Marriott Center

UMass 71 • 6-6, 0-0

#	Player	Total			3-Ptr			Rebounds			PF	TP	A	TO	Blk	Stl	Min
		FG-FGA	FT-FTA	FT-FTA	FG-FGA	FT-FTA	Off	Def	Tot								
01	ESHO, Maxie	* 5-7	0-0	6-8	3	6	9	5	16	0	2	0	0	0	0	28	
02	GORDON, Derrick	* 3-8	0-1	1-3	0	5	5	4	7	3	2	0	1	0	40		
04	HINDS, Jabarie	* 4-8	1-3	0-0	0	1	1	4	9	4	3	0	1	0	23		
12	DAVIS, Trey	* 4-14	3-10	0-0	0	4	4	3	11	3	2	1	3	0	39		
25	LALANNE, Cady	* 4-7	0-1	3-4	5	5	10	2	11	0	3	2	0	0	39		
00	CLARK, Donte	6-12	0-4	2-2	0	3	3	3	14	3	2	0	2	0	29		
11	BERGANTINO, Tyler	0-0	0-0	0-0	0	0	0	1	0	0	0	0	0	0	6		
13	COLEMAN, Zach	0-2	0-2	0-0	0	1	1	0	0	0	0	0	0	0	8		
23	ANDERSON, C.J.	1-1	1-1	0-0	0	2	2	3	3	1	1	0	1	0	13		
Team					0	1	1										
Totals		27-59	5-22	12-17	8	28	36	25	71	14	15	3	8	2	225		

FG % 1st Half: 10-27 37.0% 2nd half: 14-22 63.6% OT: 3-10 30.0% Game: 27-59 45.8% Deadball Rebounds 2
 3FG % 1st Half: 3-14 21.4% 2nd half: 0-2 0.0% OT: 2-6 33.3% Game: 5-22 22.7%
 FT % 1st Half: 7-8 87.5% 2nd half: 4-7 57.1% OT: 1-2 50.0% Game: 12-17 70.6%

BYU 77 • 10-3, 0-0

#	Player	Total			3-Ptr			Rebounds			PF	TP	A	TO	Blk	Stl	Min
		FG-FGA	FT-FTA	FT-FTA	FG-FGA	FT-FTA	Off	Def	Tot								
01	FISCHER, Chase	* 3-12	2-8	0-0	0	1	1	1	8	2	1	0	2	0	35		
03	HAWS, Tyler	* 2-9	0-3	0-1	0	3	3	0	4	2	0	0	0	0	27		
05	COLLINSWORTH, Kyle	* 5-12	0-0	8-11	5	10	15	2	18	4	3	0	3	0	39		
35	NEILSON, Isaac	* 2-4	0-2	0-0	2	3	5	1	4	0	2	1	1	1	14		
41	WORTHINGTON, Luke	* 1-3	0-0	0-0	1	1	2	2	2	1	1	1	0	0	24		
02	ELLIS, Jordan	0-0	0-0	0-0	0	0	0	0	0	0	0	0	0	0	0		
15	TOOLSON, Jake	0-0	0-0	0-0	0	0	0	0	0	0	0	0	0	0	2		
20	WINDER, Anson	7-13	3-7	8-10	1	4	5	2	25	0	1	0	1	0	31		
23	HALFORD, Skyler	1-2	0-0	6-6	0	1	1	1	8	1	2	0	0	0	11		
24	BARTLEY IV, Frank	0-0	0-0	2-2	1	2	3	0	2	1	1	0	0	0	13		
20	NIXON, Dalton	0-2	0-1	0-0	0	1	1	1	0	1	1	0	1	1	8		
44	KAUFUSI, Corbin	2-2	0-0	2-2	1	0	1	3	6	0	1	0	1	2	21		
Team					2	1	3										
Totals		23-59	5-21	26-32	13	27	40	13	77	12	12	3	10	2	225		

FG % 1st Half: 13-34 38.2% 2nd half: 8-22 36.4% OT: 2-3 66.7% Game: 23-59 39.0% Deadball Rebounds 1
 3FG % 1st Half: 2-11 18.2% 2nd half: 3-9 33.3% OT: 0-1 0.0% Game: 5-21 23.8%
 FT % 1st Half: 4-4 100.0% 2nd half: 11-16 68.8% OT: 1-1 100.0% Game: 26-32 81.3%

Officials: Frank Harvey, Glen Mayberry, Klaus Endrissat
 Technical fouls: UMass-None. BYU-None.
 Attendance: 15789
 Overtime

Score by periods	1st	2nd	OT	Total
UMass	30	32	9	71
BYU	32	30	15	77

	In	Off	2nd	Fast	Bench
Points	Paint	T/O	Chance	Break	
UMASS	32	15	14	10	17
BYU	28	18	14	6	41

Last FG - UMass OT-00:05, BYU OT-00:56.
 Largest lead - UMass by 7 1st-12:32, BYU by 7 OT-00:12.
 UMass led for 19:14. BYU led for 18:00. Game was tied for 07:42.

Score tied - 14 times.
 Lead changed - 18 times.

Official Basketball Box Score -- Game Totals -- Final Statistics
Gonzaga vs BYU
12/27/14 4:05 pm at Provo, Utah, Marriott Center

Gonzaga 87 • 12-1, 1-0

#	Player	Total			3-Ptr			Rebounds			PF	TP	A	TO	Blk	Stl	Min
		FG-FGA	FT-FTA	FT-FTA	FG-FGA	FT-FTA	Off	Def	Tot								
04	PANGOS, Kevin	* 6-11	5-8	4-6	1	1	2	5	21	7	1	0	2	0	38		
05	BELL JR., Gary	* 1-5	1-3	0-1	0	7	7	3	3	3	2	1	1	0	23		
22	WESLEY, Byron	* 5-12	0-1	5-6	2	8	10	3	15	3	0	0	2	0	29		
22	KARNOWSKI, Przemek	* 4-6	0-0	1-2	2	8	10	4	9	3	2	1	0	0	33		
33	WILTJER, Kyle	* 11-23	2-5	0-0	4	1	5	1	24	2	0	1	0	0	31		
00	MELSON, Silas	3-5	0-1	0-0	0	1	1	2	6	0	1	0	1	0	8		
03	DRANGINIS, Kyle	1-2	0-1	5-5	0	3	3	0	7	4	2	0	1	0	24		
11	SABONIS, Domantas	1-1	0-0	0-1	0	0	0	3	2	0	2	0	0	0	14		
Team					1	1	2										
Totals		32-65	8-19	15-21	10	30	40	21	87	22	10	3	7	200			

FG % 1st Half: 17-34 50.0% 2nd half: 15-31 48.4% Game: 32-65 49.2% Deadball Rebounds 2
 3FG % 1st Half: 2-9 22.2% 2nd half: 6-10 60.0% Game: 8-19 42.1%
 FT % 1st Half: 7-10 70.0% 2nd half: 8-11 72.7% Game: 15-21 71.4%

BYU 80 • 10-4, 0-1

#	Player	Total			3-Ptr			Rebounds			PF	TP	A	TO	Blk	Stl	Min
		FG-FGA	FT-FTA	FT-FTA	FG-FGA	FT-FTA	Off	Def	Tot								
01	FISCHER, Chase	* 2-7	1-6	3-4	1	1	2	2	8	1	2	0	0	0	19		
03	HAWS, Tyler	* 4-12	0-3	9-9	0	4	4	1	17	1	0	0	0	0	33		
05	COLLINSWORTH, Kyle	* 5-11	1-2	2-3	2	8	10	1	13	10	4	0	1	0	31		
35	NEILSON, Isaac	* 0-1	0-1	0-0	0	1	1	1	0	0	1	0	0	0	8		
41	WORTHINGTON, Luke	* 0-1	0-0	2-2	1	1	2	5	2	0	0	0	0	0	15		
15	TOOLSON, Jake	1-3	1-3	0-0	0	3	3	1	3	0	0	0	1	0	15		
20	WINDER, Anson	5-14	0-4	7-8	0	3	3	2	17	0	2	0	1	0	34		
23	HALFORD, Skyler	3-4	3-4	0-0	0	1	1	0	9	0	1	0	0	0	12		
24	BARTLEY IV, Frank	1-2	1-2	3-3	1	2	3	1	6	1	1	0	0	0	11		
44	KAUFUSI, Corbin	2-3	0-0	1-2	3	2	5	4	5	0	1	0	0	0	22		
Team					0	1	1										
Totals		23-58	7-25	27-31	8	27	35	18	80	13	12	0	4	200			

FG % 1st Half: 14-30 46.7% 2nd half: 9-28 32.1% Game: 23-58 39.7% Deadball Rebounds 1
 3FG % 1st Half: 5-12 41.7% 2nd half: 2-13 15.4% Game: 7-25 28.0%
 FT % 1st Half: 10-10 100.0% 2nd half: 17-21 81.0% Game: 27-31 87.1%

Officials: Michael Greenstein, Tommy Nunez, Deldre Carr
 Technical fouls: Gonzaga-None. BYU-None.
 Attendance: 20900
 Marriott Center sold out.

Score by periods	1st	2nd	Total
Gonzaga	43	44	87
BYU	43	37	80

	In	Off	2nd	Fast	Bench
Points	Paint	T/O	Chance	Break	
GON	36	13	13	6	15
BYU	24	11	9	6	40

Last FG - GON 2nd-01:04, BYU 2nd-00:18.
 Largest lead - GON by 16 1st-09:06, BYU by 6 2nd-15:28.
 GON led for 30:28. BYU led for 06:45. Game was tied for 02:47.

Score tied - 6 times.
 Lead changed - 6 times.

Official Basketball Box Score -- Game Totals -- Final Statistics
Portland vs BYU
12/29/14 7:05 pm at Provo, Utah, Marriott Center

Portland 88 • 10-4, 1-1

#	Player	Total			3-Ptr			Rebounds			PF	TP	A	TO	Blk	Stl	Min
		FG-FGA	FT-FTA	FT-FTA	FG-FGA	FT-FTA	Off	Def	Tot								
01	PRESSLEY, Bryce	* 4-10	2-4	0-0	1	3	4	3	10	5	1	0	0	0	29		
02	WINTERING, Alec	* 6-12	3-3	15-17	0	3	3	2	30	3	4	0	1	0	35		
12	VAN DER MARS, Thoma	* 4-6	0-0	2-2	0	4	4	1	10	0	1	1	0	0	25		
14	BARKER, Riley	* 5-6	0-0	0-0	3	5	8	5	10	1	0	3	2	0	24		
52	GERUN, Volodymyr	* 6-10	0-0	2-2	2	3	5	4	14	1	3	0	0	0	27		
05	TYSON, D'Marques	0-5	0-5	0-0	0	0	0	2	0	1	1	0	0	0	8		
10	TODD, Jason	2-5	1-3	0-0	1	4	5	2	5	7	2	0	1	0	25		
11	SHARP, Bobby	3-9	3-8	0-0	2	2	5	9	1	1	0	0	0	0	24		
15	HARTWICH, Philipp	0-0	0-0	0-0	0	0	0	0	0	0	0	0	0	0	0		
24	TAYLOR, Gabe	0-0	0-0	0-0	0	0	0	1	0	0	0	0	0	0	3		
Team					3	2	5										
Totals		30-63	9-23	19-21	10	26	36	25	88	19	13	4	4	200			

FG % 1st Half: 11-27 40.7% 2nd half: 19-36 52.8% Game: 30-63 47.6% Deadball Rebounds 1
 3FG % 1st Half: 2-9 22.2% 2nd half: 7-14 50.0% Game: 9-23 39.1%
 FT % 1st Half: 13-14 92.9% 2nd half: 6-7 85.7% Game: 19-21 90.5%

BYU 97 • 11-4, 1-1

#	Player	Total			3-Ptr			Rebounds			PF	TP	A	TO	Blk	Stl	Min
		FG-FGA	FT-FTA	FT-FTA	FG-FGA	FT-FTA	Off	Def	Tot								
01	FISCHER, Chase	* 5-7	2-3														

Official Basketball Box Score -- Game Totals -- Final Statistics
BYU vs University of San Francisco
01/03/15 8:00 p.m. at San Francisco, CA (Memorial Gymnasium)

BYU 99 • 13-4 (3-1)

#	Player	Total			3-Ptr			Rebounds			PF	TP	A	TO	Blk	Stl	Min
		FG	FGA	FT	FTA	FG	FGA	FT	FTA	Off							
01	FISCHER, Chase	* 7-12	6-9	0-0	0	1	1	0	20	2	0	0	1	23			
03	HAWS, Tyler	* 8-12	3-4	3-4	3	4	7	1	22	0	0	0	1	28			
05	COLLINSWORTH, Kyle	* 5-7	0-0	2-2	0	12	12	2	10	2	0	1	27				
20	WINDER, Anson	* 5-8	3-6	4-5	0	3	3	3	17	4	2	0	1	20			
41	WORTHINGTON, Luke	* 0-0	0-0	0-0	0	0	0	3	0	0	0	0	13				
02	ELLIS, Jordan	0-1	0-0	0-0	0	0	0	1	0	0	0	0	3				
10	ANDRUS, Ryan	0-0	0-0	0-0	0	0	0	0	0	0	0	0	3				
12	SHARP, Josh	0-0	0-0	0-0	0	1	1	1	0	0	1	0	6				
15	TOOLSON, Jake	4-6	3-4	0-0	1	2	3	2	11	1	0	0	17				
23	HALFORD, Skyler	0-0	0-0	3-4	0	0	0	1	3	0	3	0	13				
24	BARTLEY IV, Frank	0-2	0-2	1-2	0	3	3	0	1	1	0	0	8				
30	NIXON, Dalton	1-3	0-2	2-2	1	2	2	1	4	4	0	0	15				
35	NEILSON, Isaac	2-3	0-1	0-1	0	2	2	1	4	0	1	0	9				
44	KAUFUSI, Corbin	1-1	0-0	3-5	3	0	3	3	5	0	0	0	15				
Team						2		1									
Totals		33-55	15-28	18-25	10	30	40	19	99	22	10	6	200				

FG % 1st Half: 20-27 74.1% 2nd half: 13-28 46.4% Game: 33-55 60.0%
 3FG % 1st Half: 11-15 73.3% 2nd half: 4-13 30.8% Game: 15-28 53.6%
 FT % 1st Half: 6-7 85.7% 2nd half: 12-18 66.7% Game: 18-25 72.0%

University of San Francisco 68 • 7-9 (1-3)

#	Player	Total			3-Ptr			Rebounds			PF	TP	A	TO	Blk	Stl	Min
		FG	FGA	FT	FTA	FG	FGA	FT	FTA	Off							
05	GLOVER, Matt	* 2-4	1-2	2-3	3	2	5	3	7	2	1	0	1	23			
15	PINKINS, Kruiuze	* 6-12	2-5	1-1	2	1	3	1	15	2	3	0	0	25			
21	WATSON, Devin	* 4-11	2-5	3-5	2	2	4	2	13	4	1	0	1	27			
23	TOLFESEN, Mark	* 5-8	0-1	2-2	1	1	2	3	11	2	0	0	28				
32	DERKSEN, Tim	* 4-11	1-4	2-3	1	5	6	2	12	1	3	1	2	28			
00	CLEMONS, Montray	0-0	0-0	0-0	0	0	0	0	1	0	0	0	3				
01	HILLIARD, Corey	0-0	0-0	0-0	0	0	0	0	0	0	1	0	3				
02	OFOGUBU, Uche	1-1	1-1	1-2	0	1	1	0	4	0	0	0	6				
03	CHRISTIANSEN, Matt	1-2	0-0	0-0	0	0	0	2	2	0	0	0	9				
10	ADAMS, Chris	0-2	0-2	0-0	0	0	0	1	0	1	0	0	1				
11	HOFFMANN, Gavin	0-0	0-0	0-0	0	0	0	0	0	0	0	0	2				
13	FERRARI, Frankie	0-2	0-1	2-2	0	3	2	2	2	0	0	0	16				
22	FOSTER, Chase	0-3	0-3	0-2	0	2	3	0	0	0	0	0	10				
25	ROBERTSON, Derrell	1-2	0-0	0-1	0	0	0	3	2	1	0	1	11				
Team						1		2									
Totals		24-58	7-24	13-21	10	18	28	22	68	17	9	1	5	200			

FG % 1st Half: 10-26 38.5% 2nd half: 14-32 43.8% Game: 24-58 41.4%
 3FG % 1st Half: 3-12 25.0% 2nd half: 4-12 33.3% Game: 7-24 29.2%
 FT % 1st Half: 6-8 75.0% 2nd half: 7-13 53.8% Game: 13-21 61.9%

Officials: Frank Harvey, Sam Haddad, Horace Shields
 Technical fouls: BYU-WINDER, Anson. University of San Francisco-ROBERTSON, Derrell.
 Attendance: 2585
 Time of Game: 1:50

Score by periods	1st	2nd	Total
BYU	57	42	99
University of San Francisco	29	39	68

Last FG - BYU 2nd-03:13, USF 2nd-00:49.
 Largest lead - BYU by 35 2nd-15:46, USF by 3 1st-19:47.
 BYU led for 37:44. USF led for 00:23. Game was tied for 00:58.

Official Basketball Box Score -- Game Totals -- Final Statistics
Pepperdine vs BYU
01/08/15 9:05 pm at Provo, Utah, Marriott Center

Pepperdine 67 • 10-5, 3-1

#	Player	Total			3-Ptr			Rebounds			PF	TP	A	TO	Blk	Stl	Min
		FG	FGA	FT	FTA	FG	FGA	FT	FTA	Off							
03	MAJOR, Jeremy	* 3-9	2-5	6-7	1	2	3	4	14	3	3	0	2	26			
11	RUSSELL, Atif	* 2-7	0-3	0-0	1	1	2	2	4	2	1	0	0	29			
21	OLDEN, Shawn	* 2-7	0-3	2-4	2	2	4	0	6	2	1	0	2	34			
25	JOHN, A.J.	* 1-2	0-0	0-0	0	7	7	0	2	0	1	2	0	18			
45	RAINES, Jett	* 4-6	0-1	2-2	1	3	4	1	10	1	0	0	0	26			
00	UDENYI, Amadi	2-4	2-2	0-0	2	1	3	1	6	6	1	0	0	19			
01	BIYENDOLO, Marley	1-2	0-0	0-0	0	0	0	2	2	1	0	0	11				
05	DAVIS, Stacy	8-17	2-5	5-7	2	6	8	3	23	2	3	2	2	32			
12	JESPERSION, David	0-0	0-0	0-0	0	2	2	0	0	0	0	0	0	5			
Team						3		4									
Totals		23-54	6-19	15-20	12	25	37	13	67	17	10	4	7	200			

FG % 1st Half: 14-30 46.7% 2nd half: 9-24 37.5% Game: 23-54 42.6%
 3FG % 1st Half: 6-13 46.2% 2nd half: 0-6 0.0% Game: 6-19 31.6%
 FT % 1st Half: 5-7 71.4% 2nd half: 10-13 76.9% Game: 15-20 75.0%

BYU 61 • 13-5, 3-2

#	Player	Total			3-Ptr			Rebounds			PF	TP	A	TO	Blk	Stl	Min
		FG	FGA	FT	FTA	FG	FGA	FT	FTA	Off							
01	FISCHER, Chase	* 3-9	2-6	0-0	0	1	1	2	8	2	1	0	0	29			
03	HAWS, Tyler	* 11-22	2-5	2-2	2	4	6	0	26	1	1	2	1	38			
05	COLLINSWORTH, Kyle	* 1-8	0-3	2-2	1	2	3	4	2	3	0	2	25				
20	WINDER, Anson	* 6-15	2-8	2-2	1	4	5	3	16	5	3	0	2	36			
41	WORTHINGTON, Luke	* 0-0	0-0	1-2	1	0	1	3	1	0	1	0	0	17			
15	TOOLSON, Jake	0-2	0-2	0-0	0	2	2	0	0	0	0	0	0	11			
23	HALFORD, Skyler	0-2	0-1	0-0	0	2	2	1	0	2	0	0	0	9			
24	BARTLEY IV, Frank	1-1	0-0	0-0	0	2	2	1	2	0	2	0	0	9			
30	NIXON, Dalton	0-1	0-1	0-0	0	0	0	0	0	0	0	0	0	6			
35	NEILSON, Isaac	1-2	0-0	0-0	1	0	1	0	2	0	0	0	2				
44	KAUFUSI, Corbin	1-1	0-0	0-0	2	2	4	4	2	0	0	1	0	18			
Team						7		10									
Totals		24-63	6-26	7-8	15	22	37	17	61	12	11	3	5	200			

FG % 1st Half: 12-33 36.4% 2nd half: 12-30 40.0% Game: 24-63 38.1%
 3FG % 1st Half: 5-14 35.7% 2nd half: 1-12 8.3% Game: 6-26 23.1%
 FT % 1st Half: 0-0 0.0% 2nd half: 7-8 87.5% Game: 7-8 87.5%

Officials: Ken Ditty, Ronald Brokenbrough, Donald McAllister
 Technical fouls: Pepperdine-None. BYU-None.
 Attendance: 15852

Score by periods	1st	2nd	Total
Pepperdine	39	28	67
BYU	29	32	61

	In	Off	2nd	Fast	Bench
Points	Paint	T/O	Chance	Break	
Pepperdine	22	9	8	4	31
BYU	30	9	16	6	6

Last FG - PEP 2nd-00:11, BYU 2nd-00:04.
 Largest lead - PEP by 14 1st-06:03, BYU None.
 PEP led for 39:10. BYU led for 00:00. Game was tied for 00:40.

Official Basketball Box Score -- Game Totals -- Final Statistics
Loyola Marymount vs BYU
01/10/15 7:05 pm at Provo, Utah, Marriott Center

Loyola Marymount 72 • 4-13, 0-5

#	Player	Total			3-Ptr			Rebounds			PF	TP	A	TO	Blk	Stl	Min
		FG	FGA	FT	FTA	FG	FGA	FT	FTA	Off							
22	OKONJI, Godwin	* 4-6	0-0	6-9	4	1	5	3	14	2	1	0	1	21			
23	FLINT, Chase	* 1-3	0-1	0-0	1	1	2	3	2	8	1	0	1	27			
24	EGBEYEMI, Ayodeji	* 5-13	1-2	0-0	0	4	4	3	11	2	3	0	0	38			
42	MORNAR, Marin	* 5-12	1-2	5-5	5	3	8	3	16	1	4	0	0	33			
45	HUMPHRIES, David	* 5-10	2-5	0-0	0	3	3	1	12	3	3	0	2	38			
03	NORRIS, Casey	0-1	0-1	0-0	0	0	0	1	0	1	2	1	2	4			
10	HAYES, Matt	4-5	3-3	0-0	0	0	0	2	11	0	0	0	0	13			
11	HERMAN, Petr	0-1	0-0	0-0	0	0	0	0	0	0	0	0	0	4			
14	SIAME, Patson	3-9	0-0	0-1	1	3	4	2	6	1	2	0	0	22			
Team						4		7									
Totals		27-60	7-14	11-15	15	18	33	18	72	18	16	1	6	200			

FG % 1st Half: 14-32 43.8% 2nd half: 13-28 46.4% Game: 27-60 45.0%
 3FG % 1st Half: 3-6 50.0% 2nd half: 4-8 50.0% Game: 7-14 50.0%
 FT % 1st Half: 5-8 62.5% 2nd half: 6-7 85.7% Game: 11-15 73.3%

BYU 85 • 14-5, 4-2

#	Player	Total			3-Ptr			Rebounds			PF	TP	A	TO	Blk	Stl	Min
		FG	FGA	FT	FTA	FG	FGA	FT	FTA	Off							
01	FISCHER, Chase	* 6-9	5-8	2-2	1	2	3	2	19	4	0	1	1				

Official Basketball Box Score -- Game Totals -- Final Statistics
BYU vs Pepperdine
02/05/15 8:03 p.m. at Malibu, Calif. (Firestone Fieldhouse)

BYU 74 • 17-8, 7-5 WCC

#	Player	Total		3-Ptr		Rebounds			PF	TP	A	TO	Blk	Stl	Min
		FG-FGA	FT-FTA	FG-FGA	FT-FTA	Off	Def	Tot							
30	NIXON, Dalton	f	0-2	0-1	0-0	0	1	1	2	0	2	0	0	0	20
44	KAUFUSI, Corbin	c	0-1	0-0	0	1	2	4	0	0	0	0	0	10	
03	HAWS, Tyler	g	7-16	1-5	7-9	2	2	4	1	22	0	4	0	36	
05	COLLINSWORTH, Kyle	g	6-9	0-1	1-3	4	6	10	3	13	2	4	0	32	
20	WINDER, Anson	g	4-12	1-6	11-13	1	1	2	4	20	1	1	0	31	
02	ELLIS, Jordan	g	0-0	0-0	0	0	0	0	0	0	0	0	0	0+	
10	ANDRUS, Ryan	g	1-2	0-1	0-0	1	2	3	3	2	1	0	1	13	
15	TOOLSON, Jake	g	0-0	0-0	0	0	0	0	0	1	0	0	0	2	
23	HALFORD, Skyler	g	4-5	2-3	1-2	0	1	1	2	11	3	1	0	23	
24	BARTLEY IV, Frank	g	1-3	0-0	0	1	1	0	2	1	2	0	2	13	
35	NEILSON, Isaac	g	2-3	0-0	0	3	0	3	2	4	1	0	1	20	
	Team					0	4	4	1						
Totals			25-53	4-17	20-27	12	19	31	22	74	12	12	2	6	200

FG % 1st Half: 14-25 56.0% 2nd half: 11-28 39.3% Game: 25-53 47.2% Deadball Rebounds 2
 3FG % 1st Half: 2-8 25.0% 2nd half: 2-9 22.2% Game: 4-17 23.5%
 FT % 1st Half: 8-11 72.7% 2nd half: 12-16 75.0% Game: 20-27 74.1%

Pepperdine 80 • 15-8, 8-4 WCC

#	Player	Total		3-Ptr		Rebounds			PF	TP	A	TO	Blk	Stl	Min
		FG-FGA	FT-FTA	FG-FGA	FT-FTA	Off	Def	Tot							
05	DAVIS, Stacy	f	5-7	0-0	12-16	5	2	7	4	22	0	3	3	24	
45	RAINES, Jett	f	3-4	0-1	8-8	0	4	4	4	14	0	1	1	32	
00	UDENYI, Amadi	g	3-6	1-3	1-2	0	3	3	1	8	9	3	0	29	
20	LAPRAY, A.J.	g	0-4	0-4	0	0	0	0	3	0	1	0	0	14	
21	OLDEN, Shawn	g	2-8	2-5	0	1	2	3	6	3	0	3	0	27	
03	MAJOR, Jeremy	g	2-5	2-4	2-2	1	1	2	3	8	3	1	1	23	
11	RUSSELL, Atif	g	0-1	0-1	0	0	0	0	1	0	0	0	0	3	
12	JESPERSON, David	g	2-3	0-0	0	1	1	2	1	4	1	0	1	17	
30	MURRAY JR., Lamond	g	8-13	0-2	2-3	2	5	7	2	18	1	1	0	31	
	Team					0	3	3							
Totals			25-51	5-20	25-31	10	21	31	22	80	15	12	6	10	200

FG % 1st Half: 9-26 34.6% 2nd half: 16-25 64.0% Game: 25-51 49.0% Deadball Rebounds 3
 3FG % 1st Half: 3-11 27.3% 2nd half: 2-9 22.2% Game: 5-20 25.0%
 FT % 1st Half: 4-6 66.7% 2nd half: 21-25 84.0% Game: 25-31 80.6%

Officials: Ken Ditty, Ronald Brokenbrough, Donald McAllister
 Technical fouls: BYU-TEAM. Pepperdine-None.
 Attendance: 2630

Score by periods	1st	2nd	Total
BYU	38	36	74
Pepperdine	25	55	80

Points	In	Off	2nd	Fast	Bench
BYU	Paint	T/O	Chance	Break	
BYU	36	11	19	4	19
PEP	30	11	11	8	30

Last FG - BYU 2nd-00:11, PEP 2nd-01:52.
 Largest lead - BYU by 16 1st-00:31, PEP by 9 2nd-01:52.
 BYU led for 30:43. PEP led for 07:55. Game was tied for 01:22.

Score tied - 3 times.
 Lead changed - 10 times.

Official Basketball Box Score -- Game Totals -- Final Statistics
BYU vs Loyola Marymount
02/07/15 1:00 pm at Los Angeles, CA (Gersten Pavilion)

BYU 87 • 18-8, 8-5 WCC

#	Player	Total		3-Ptr		Rebounds			PF	TP	A	TO	Blk	Stl	Min
		FG-FGA	FT-FTA	FG-FGA	FT-FTA	Off	Def	Tot							
12	SHARP, Josh	f	1-3	0-1	0-0	4	3	7	1	2	3	2	0	2	28
44	KAUFUSI, Corbin	c	1-3	0-0	0	0	6	6	4	2	0	1	3	29	
01	FISCHER, Chase	g	3-9	1-7	0-0	0	2	2	0	7	1	1	0	22	
03	HAWS, Tyler	g	7-16	2-5	6-6	4	2	6	2	23	3	2	0	32	
05	COLLINSWORTH, Kyle	g	7-14	0-0	9-11	6	6	12	2	23	10	1	0	36	
02	ELLIS, Jordan	g	0-0	0-0	0	0	1	1	0	0	0	0	0	1	
10	ANDRUS, Ryan	g	0-0	0-0	0	0	0	0	0	0	0	0	0	1	
15	TOOLSON, Jake	g	0-0	0-0	0	0	0	0	0	0	0	0	0	1	
20	WINDER, Anson	g	0-2	0-1	2-2	0	0	0	0	0	0	0	0	6	
23	HALFORD, Skyler	g	5-8	3-6	5-5	0	1	1	3	18	2	2	0	25	
24	BARTLEY IV, Frank	g	0-1	0-0	3-5	0	1	1	1	3	1	1	0	7	
30	NIXON, Dalton	g	0-0	0-0	2-2	0	0	0	1	2	0	0	0	1	
35	NEILSON, Isaac	g	2-2	0-0	0	2	1	3	1	4	0	0	0	8	
41	WORTHINGTON, Luke	g	1-1	0-0	0	0	0	0	0	2	0	0	0	3	
	Team					1	2	3							
Totals			27-59	6-20	27-31	17	25	42	14	87	20	10	3	7	200

FG % 1st Half: 14-27 51.9% 2nd half: 13-32 40.6% Game: 27-59 45.8% Deadball Rebounds 2
 3FG % 1st Half: 3-8 37.5% 2nd half: 3-12 25.0% Game: 6-20 30.0%
 FT % 1st Half: 9-11 81.8% 2nd half: 18-20 90.0% Game: 27-31 87.1%

Loyola Marymount 68 • 8-17, 4-9 WCC

#	Player	Total		3-Ptr		Rebounds			PF	TP	A	TO	Blk	Stl	Min
		FG-FGA	FT-FTA	FG-FGA	FT-FTA	Off	Def	Tot							
22	OKONJI, Godwin	f	3-6	0-0	2-4	2	2	4	3	8	0	1	3	1	31
42	MORNAR, Marin	f	7-13	2-3	1-1	3	2	5	3	17	1	3	1	34	
10	HAYES, Matt	g	0-3	0-2	0	0	1	0	0	0	2	0	0	14	
23	FLINT, Chase	g	1-3	1-1	0	0	1	1	4	3	2	1	0	18	
45	HUMPHRIES, David	g	3-6	2-4	2-2	0	9	9	0	10	4	2	0	37	
01	PAYNE, Evan	g	5-12	0-3	5-6	0	1	1	3	15	4	1	0	30	
02	SPIERS, Joshua	g	2-3	1-2	3-6	0	1	1	1	8	1	0	0	11	
03	NORRIS, Casey	g	0-2	0-2	0	0	0	0	4	0	2	1	0	11	
11	HERMAN, Petr	g	1-2	1-1	0	0	0	0	0	3	0	0	0	4	
14	SIAME, Patson	g	2-4	0-0	0	1	1	2	5	4	0	1	1	10	
20	WYATT, Devin	g	0-1	0-1	0	0	0	0	0	0	0	0	0	0+	
	Team					1	0	1							
Totals			24-55	7-19	13-19	8	17	25	23	68	16	10	5	6	200

FG % 1st Half: 11-31 35.5% 2nd half: 13-24 54.2% Game: 24-55 43.6% Deadball Rebounds 4
 3FG % 1st Half: 4-11 36.4% 2nd half: 3-8 37.5% Game: 6-20 30.0%
 FT % 1st Half: 4-4 100.0% 2nd half: 9-15 60.0% Game: 13-19 86.8%

Officials: Klaus Endrissat, Rob Rorke, Mark Cook
 Technical fouls: BYU-None. Loyola Marymount-None.
 Attendance: 3232
 BYU - #5 Collinsworth sets NCAA record with 5th triple-double of season

Score by periods	1st	2nd	Total
BYU	40	47	87
Loyola Marymount	30	38	68

Points	In	Off	2nd	Fast	Bench
BYU	Paint	T/O	Chance	Break	
BYU	30	11	19	4	31
LMU	22	9	8	2	30

Last FG - BYU 2nd-02:45, LMU 2nd-00:35.
 Largest lead - BYU by 20 2nd-03:36, LMU by 5 1st-10:12.
 BYU led for 34:31. LMU led for 02:04. Game was tied for 03:25.

Score tied - 6 times.
 Lead changed - 4 times.

Official Basketball Box Score -- Game Totals -- Final Statistics
Saint Mary's vs BYU
02/12/15 7:05 pm at Provo, Utah, Marriott Center

Saint Mary's 60 • 18-6, 10-3

#	Player	Total		3-Ptr		Rebounds			PF	TP	A	TO	Blk	Stl	Min
		FG-FGA	FT-FTA	FG-FGA	FT-FTA	Off	Def	Tot							
00	Waldow,Brad	*	6-12	0-0	5-10	2	3	5	3	17	3	3	1	0	28
03	Carter,Kerry	*	4-12	1-5	2-2	0	1	1	2	11	1	4	0	0	31
22	Jackson,Garrett	*	3-9	0-2	7-8	1	1	2	2	13	0	1	0	1	34
30	Simmons,Desmond	*	0-2	0-0	0	2	3	5	3	0	0	0	0	0	22
41	Naar,Emmett	*	1-3	0-1	0-0	0	1	1	1	2	1	2	0	0	24
05	Biebel,Jack	*	0-0	0-0	0	0	0	0	0	0	0	0	0	0	2
11	Pineau,Dane	*	2-2	0-0	0	3	5	8	1	4	1	0	1	2	23
13	Landale,Jock	*	1-1	0-0	3-3	0	1	1	1	5	0	3	0	0	8
20	Bright,Aaron	*	2-5	1-1	1-1	1	1	2	2	6	1	1	0	0	18
24	Hermanson,Calvin	*	0-2	0-2	0	0	0	0	4	0	0	0	0	1	7
25	Duffy,Treaven	*	1-1	0-0	0	0	0	0	1	2	0	1	0	3	
	Team					0	1	1							
Totals			20-49	2-11	18-24	9	17	26	20	60	7	15	2	6	200

FG % 1st Half: 11-26 42.3% 2nd half: 9-23 39.1% Game: 20-49 40.8% Deadball Rebounds 2
 3FG % 1st Half: 2-7 28.6% 2nd half: 0-4 0.0% Game: 2-11 18.2%

Official Basketball Box Score -- Game Totals -- Final Statistics
San Diego vs BYU
02/19/15 8:05 pm at Provo, Utah, Marriott Center

San Diego 62 • 14-14, 7-9

#	Player	Total			3-Ptr			Rebounds			PF	TP	A	TO	Blk	Stl	Min
		FG-FGA	FG-FGA	FT-FTA	FG-FGA	FG-FGA	FT-FTA	Off	Def	Tot							
00	ANDERSON, Chris	* 0-4	0-3	4-4	2	2	4	2	4	9	2	0	3	3	37		
01	DEE, Johnny	* 5-13	2-8	1-1	0	4	4	1	13	0	2	0	0	0	32		
02	PERRY, Brandon	* 3-5	0-0	2-6	1	0	1	5	8	0	3	0	0	14			
10	SANADZE, Duda	* 5-10	2-4	0-0	1	3	4	5	12	0	2	0	0	22			
33	KOK, Jito	* 1-2	0-0	2-2	0	3	3	3	4	0	0	2	0	25			
03	BEDART-GHANI, Khalil	0-0	0-0	0-0	0	0	0	0	0	0	0	0	0	1			
05	SARBAUGH, Chris	0-2	0-1	0-0	0	0	0	2	0	2	0	0	0	6			
11	HARRIS, Marcus	3-6	2-4	1-2	1	0	1	2	9	1	0	0	0	16			
13	PUSICA, Vasa	0-1	0-1	0-0	1	0	1	1	0	1	1	0	0	8			
15	JACOBS, Thomas	3-3	0-0	1-3	2	1	3	0	7	1	1	1	0	14			
22	KERR, Nick	0-1	0-1	0-0	0	0	0	0	0	0	0	0	0	1			
25	FAJEMISIN, Simi	0-0	0-0	0-0	0	0	0	2	0	1	0	0	0	3			
32	BAILEY, Brett	2-3	1-1	0-0	0	2	2	2	5	0	1	0	0	21			
	Team				0	0	0										
	Totals	22-50	7-23	11-18	8	15	23	25	62	15	12	3	3	200			

FG % 1st Half: 10-25 40.0% 2nd half: 12-25 48.0% Game: 22-50 44.0% Deadball Rebounds 2
 3FG % 1st Half: 5-15 33.3% 2nd half: 2-8 25.0% Game: 7-23 30.4%
 FT % 1st Half: 3-4 75.0% 2nd half: 8-14 57.1% Game: 11-18 61.1%

BYU 75 • 21-8, 11-5

#	Player	Total			3-Ptr			Rebounds			PF	TP	A	TO	Blk	Stl	Min
		FG-FGA	FG-FGA	FT-FTA	FG-FGA	FG-FGA	FT-FTA	Off	Def	Tot							
01	FISCHER, Chase	* 0-4	0-3	2-2	0	1	1	0	2	1	1	0	2	14			
03	HAWS, Tyler	* 8-17	2-3	10-10	2	3	5	2	28	1	4	1	2	35			
05	COLLINSWORTH, Kyle	* 6-11	0-0	4-4	3	8	11	4	16	4	4	1	0	35			
12	SHARP, Josh	* 0-1	0-0	0-0	0	1	1	1	0	0	0	0	0	9			
44	KAUFUSI, Corbin	* 0-1	0-0	2-2	3	1	4	5	2	0	1	2	0	16			
10	ANDRUS, Ryan	1-1	1-1	1-2	1	1	2	2	4	0	0	0	0	13			
20	WINDER, Anson	5-7	1-2	4-6	1	1	2	2	15	2	0	0	1	30			
23	HALFORD, Skyler	1-4	1-2	0-0	0	3	3	3	3	1	1	0	1	20			
24	BARTLEY IV, Frank	1-2	1-1	0-1	0	3	3	1	3	2	1	0	0	16			
35	NEILSON, Isaac	1-1	0-0	0-0	0	1	1	2	2	0	0	0	0	4			
41	WORTHINGTON, Luke	0-0	0-0	0-0	0	1	1	2	0	0	0	0	0	8			
	Team				3	1	4										
	Totals	23-49	6-12	23-27	13	25	38	24	75	11	12	4	6	200			

FG % 1st Half: 9-22 40.9% 2nd half: 14-27 51.9% Game: 23-49 46.9% Deadball Rebounds 2
 3FG % 1st Half: 2-4 50.0% 2nd half: 4-8 50.0% Game: 6-12 50.0%
 FT % 1st Half: 13-14 92.9% 2nd half: 10-13 76.9% Game: 23-27 85.2%

Officials: Richard Batsell, Tom Spitznagel, Jimmy Casas
 Technical fouls: San Diego-None. BYU-None.
 Attendance: 17092

Score by periods	1st	2nd	Total
San Diego	28	34	62
BYU	33	42	75

Points	In	Off	2nd	Fast	Bench
BYU	26	12	8	3	21
San Diego	30	15	8	12	27

Last FG - USD 2nd-03:04, BYU 2nd-00:09.
 Largest lead - USD by 7 1st-15:05, BYU by 17 2nd-14:37.
 USD led for 10:15. BYU led for 27:07. Game was tied for 02:31.
 Score tied - 5 times.
 Lead changed - 9 times.

Official Basketball Box Score -- Game Totals -- Final Statistics
BYU vs Portland
02/26/15 7:00 PM at Portland, Ore. (Chiles Center)

BYU 82 • 22-8 (12-5 WCC)

#	Player	Total			3-Ptr			Rebounds			PF	TP	A	TO	Blk	Stl	Min
		FG-FGA	FG-FGA	FT-FTA	FG-FGA	FG-FGA	FT-FTA	Off	Def	Tot							
12	SHARP, Josh	f 0-0	0-0	0-0	2	2	4	3	0	1	0	0	0	12			
01	FISCHER, Chase	g 3-11	2-5	0-1	0	2	2	0	8	0	1	0	1	17			
03	HAWS, Tyler	g 9-17	0-3	3-5	2	5	7	1	21	1	3	0	1	34			
05	COLLINSWORTH, Kyle	g 4-10	0-0	7-7	0	6	6	2	15	11	2	0	3	34			
44	KAUFUSI, Corbin	g 3-5	0-0	0-0	4	1	5	5	6	0	0	1	0	15			
02	ELLIS, Jordan	0-0	0-0	0-0	0	0	0	0	0	0	0	0	0	1			
10	ANDRUS, Ryan	3-4	0-1	2-2	1	2	3	4	8	1	0	0	2	20			
20	WINDER, Anson	1-8	1-3	2-2	3	1	4	0	5	2	1	0	5	21			
23	HALFORD, Skyler	7-10	4-5	1-1	0	1	1	3	19	0	2	0	1	20			
24	BARTLEY IV, Frank	0-3	0-1	0-2	1	2	3	2	0	1	0	0	4	21			
35	NEILSON, Isaac	0-0	0-0	0-0	0	0	0	0	0	0	0	0	0	2			
41	WORTHINGTON, Luke	0-0	0-0	0-0	0	0	0	3	0	0	0	0	0	3			
	Team				2	0	2										
	Totals	30-68	7-18	15-20	15	22	37	23	82	17	9	1	17	200			

FG % 1st Half: 12-35 34.3% 2nd half: 18-33 54.5% Game: 30-68 44.1% Deadball Rebounds 1,1
 3FG % 1st Half: 2-8 25.0% 2nd half: 5-10 50.0% Game: 7-18 38.9%
 FT % 1st Half: 7-10 70.0% 2nd half: 8-10 80.0% Game: 15-20 75.0%

Portland 69 • 16-13 (7-10 WCC)

#	Player	Total			3-Ptr			Rebounds			PF	TP	A	TO	Blk	Stl	Min
		FG-FGA	FG-FGA	FT-FTA	FG-FGA	FG-FGA	FT-FTA	Off	Def	Tot							
52	GERUN, Volodymyr	f 2-4	0-0	4-6	2	3	5	1	8	2	2	2	0	25			
12	VAN DER MARS, Thoma	c 3-7	0-0	2-8	6	7	13	4	8	0	2	3	3	33			
00	BAILEY, Kevin	g 4-15	1-5	9-9	1	4	5	5	18	0	4	0	0	28			
01	PRESSLEY, Bryce	g 6-7	4-5	0-2	0	1	1	2	16	1	4	2	2	36			
02	WINTERING, Alec	g 6-10	0-1	1-2	0	3	3	2	13	7	5	0	0	36			
10	TODD, Jason	2-5	1-2	1-1	2	4	6	0	6	2	1	0	0	26			
11	SHARP, Bobby	0-3	0-3	0-0	0	1	1	2	0	0	0	0	2	12			
24	TAYLOR, Gabe	0-0	0-0	0-0	0	0	0	1	0	0	0	0	0	3			
54	ZUBIZARRETA, Aitor	0-0	0-0	0-0	1	0	1	0	0	0	0	0	0	1			
	Team				0	4	4										
	Totals	23-51	6-16	17-28	12	27	39	17	69	12	19	7	7	200			

FG % 1st Half: 15-28 53.6% 2nd half: 8-23 34.8% Game: 23-51 45.1% Deadball Rebounds 4
 3FG % 1st Half: 5-10 50.0% 2nd half: 1-6 16.7% Game: 6-16 37.5%
 FT % 1st Half: 6-8 75.0% 2nd half: 11-20 55.0% Game: 17-28 60.7%

Officials: Greg Nixon, Klaus Endrissat, Ken Ditty
 Technical fouls: BYU-None. Portland-None.
 Attendance: 3743

Score by periods	1st	2nd	Total
BYU	33	49	82
Portland	41	28	69

Points	In	Off	2nd	Fast	Bench
BYU	34	23	14	4	32
Portland	32	8	13	4	6

Last FG - BYU 2nd-01:15, POR 2nd-01:07.
 Largest lead - BYU by 15 2nd-01:15, POR by 8 1st-00:16.
 BYU led for 16:33. POR led for 19:26. Game was tied for 04:01.
 Score tied - 9 times.
 Lead changed - 9 times.

Official Basketball Box Score -- Game Totals -- Final Statistics
BYU COUGARS vs GONZAGA BULLDOGS
02/28/15 7:00 pm at McCARTHEY ATHLETIC CENTER

BYU COUGARS 73 • 23-8, 13-5 WCC

#	Player	Total			3-Ptr			Rebounds			PF	TP	A	TO	Blk	Stl	Min
		FG-FGA	FG-FGA	FT-FTA	FG-FGA	FG-FGA	FT-FTA	Off	Def	Tot							
12	SHARP, Josh	f 0-0	0-0	0-0	2	1	3	2	0	0	0	1	0	8			
44	KAUFUSI, Corbin	c 2-2	0-0	3-5	2	4	6	4	7	0	0	3	2	29			
01	FISCHER, Chase	g 5-11	3-7	0-0	0	4	4	0	13	0	1	0	0	23			
03	HAWS, Tyler	g 3-11	0-0	4-8	1	3	4	1	10	1	5	0	2	31			
05	COLLINSWORTH, Kyle	g 8-17	0-1	4-7	6	2	8	5	20	3	2	1	2	35			
10	ANDRUS, Ryan	0-0	0-0	2-4	0	2	2	1	2	0	0	0	0	3			
20	WINDER, Anson	1-4	1-2	1-2	0	0	0	3	4	2	1	0	1	24			
23	HALFORD, Skyler	5-9	2-3	2-3	0	4	4	2	14	1	0	0	1	27			
24	BARTLEY IV, Frank	1-5	1-3	0-0	1	1	2	1	3	2	0	1	0	12			
35	NEILSON, Isaac	0-0	0-0	0-0	0	0	0	0	0	0	0	0	0	0+			
41	WORTHINGTON, Luke	0-0	0-0	0-0	0	0	0	5	0	1	0	0	1	8			
	Team				3	5	8										
	Totals	25-59	7-16	16-29	15	26	41	24	73	10	11	6	9	200			

FG % 1st Half: 13-33 39.4% 2nd half: 12-26 46.2% Game: 25-59 42.4% Deadball Rebounds 4
 3FG % 1st Half: 6-11 54.5% 2nd half: 1-5 20.0% Game: 7-16 43.8%
 FT % 1st Half: 4-9 44.4% 2nd half: 12-20 60.0% Game: 16-29 55.2%

GONZAGA BULLDOGS 70 • 29-2, 17-1 WCC

#	Player	Total			3-Ptr			Rebounds			PF	TP	A	TO	Blk	Stl	Min
		FG-FGA	FG-FGA	FT-FTA	FG-FGA	FG-FGA	FT-FTA	Off	Def	Tot							
33	WILTJER, Kyle	f 2-11	0-4	0-0	1	5	6	1	4	1	1	0	0	23			
24	KARNOWSKI, Przemek	c 4-8	0-0	0-0	1	2	3	0	8	0	1	3	0	22			
04	PANGOS, Kevin	g 3-12	2-5	0-0	0	3	3	3	8	5	2	0	4	39			
05	BELL JR., Gary	g 1-4	1-3	0-0	0	1	1	4	3	2	0	0	2	23			
22	WESLEY, Byron	g 6-9	0-0	5-7	1	8	9	4	17	1	3	0	1	28			
00	MELSON, Silas	1-1	1-1	0-0	0	1	1	1	3	1	0	0	0	5			
03	DRANGINIS, Kyle	2-3	1-2	3-4	2	2	4	3	8	1	2	1	1	24			
11	SABONIS, Domantas	4-6	0-0	4-8	4	4	8	3	12								

THE STAT CREW SYSTEM
BYU Combined Team Statistics (as of Mar 04, 2015)
All games

Overall record: 23-8 Conf: 13-5 Home: 13-3 Away: 8-3 Neutral: 2-2

#	Player	gp-gs	min	Total		3-Point		F-Throw		Rebounds				pf	dq	a	to	blk	stl	pts	avg	
				fg-fga	fg%	3fg-fga	3fg%	ft-fa	ft%	off	def	tot	avg									
03	HAWS, Tyler	31-31	989	31.9	222-471	.471	46-126	.365	190-218	.872	43	94	137	4.4	41	0	69	59	9	30	680	21.9
05	COLLINSWORTH, Kyl	29-29	896	30.9	139-290	.479	5-20	.250	109-148	.736	70	179	249	8.6	66	1	168	83	11	55	392	13.5
20	WINDER, Anson	27-9	719	26.6	122-256	.477	43-115	.374	72-99	.727	16	79	95	3.5	57	0	51	30	6	39	359	13.3
01	FISCHER, Chase	30-29	791	26.4	128-303	.422	89-215	.414	44-56	.786	9	55	64	2.1	43	0	62	45	2	25	389	13.0
23	HALFORD, Skyler	30-4	537	17.9	78-162	.481	43-91	.473	57-65	.877	9	45	54	1.8	52	0	72	44	0	23	256	8.5
XX	XX	1-0	29	29.0	2-2	1.000	0-0	.000	3-5	.600	2	4	6	6.0	4	0	0	0	3	2	7	7.0
35	NEILSON, Isaac	30-5	285	9.5	36-76	.474	7-22	.318	19-28	.679	33	41	74	2.5	49	0	5	13	10	10	98	3.3
33	AUSTIN, Nate	10-10	197	19.7	9-18	.500	1-5	.200	11-14	.786	15	41	56	5.6	22	2	9	3	2	7	30	3.0
44	KAUFUSI, Corbin	30-9	440	14.7	28-53	.528	0-0	.000	30-52	.577	44	55	99	3.3	101	5	3	25	27	8	86	2.9
15	TOOLSON, Jake	23-0	189	8.2	20-49	.408	16-40	.400	2-2	1.000	3	31	34	1.5	16	0	12	6	0	7	58	2.5
24	BARTLEY IV, Frank	29-0	241	8.3	21-48	.438	7-21	.333	19-33	.576	8	43	51	1.8	18	0	33	17	9	12	68	2.3
30	NIXON, Dalton	25-2	260	10.4	20-46	.435	3-17	.176	13-13	1.000	12	33	45	1.8	32	1	21	12	4	4	56	2.2
10	ANDRUS, Ryan	17-0	129	7.6	11-19	.579	2-7	.286	11-16	.688	12	15	27	1.6	19	0	3	4	2	4	35	2.1
41	WORTHINGTON, Luke	29-21	385	13.3	20-45	.444	0-0	.000	18-27	.667	20	29	49	1.7	81	3	5	14	2	9	58	2.0
12	SHARP, Josh	19-6	174	9.2	11-19	.579	2-4	.500	6-8	.750	23	22	45	2.4	27	0	13	5	7	6	30	1.6
02	ELLIS, Jordan	14-0	39	2.8	1-2	.500	0-0	.000	0-2	.000	0	5	5	0.4	4	0	3	1	0	1	2	0.1
40	AYTES, Jamal	1-0	0	0.0	0-0	.000	0-0	.000	0-0	.000	0	0	0	0.0	0	0	0	0	0	0	0	0.0
Team											64	48	112		1		5					
Total.....		31	6300		868-1859	.467	264-683	.387	604-786	.768	383	819	1202	38.8	633	12	529	366	94	242	2604	84.0
Opponents.....		31	6300		779-1808	.431	191-598	.319	481-692	.695	332	715	1047	33.8	659	15	435	421	111	200	2230	71.9

TEAM STATISTICS	BYU	OPP	Date	Opponent	Score	Att.
SCORING	2604	2230	11/14/14	LONG BEACH STATE	w 95-90	16778
Points per game	84.0	71.9	11/18/14	ARKANSAS-LITTLE ROCK	w 91-62	12469
Scoring margin	+12.1	-	11/19/14	SOUTHERN VIRGINIA	w 101-48	13099
FIELD GOALS-ATT	868-1859	779-1808	11-24-14	vs SAN DIEGO STATE	Lo2 87-92	2400
Field goal pct	.467	.431	11-25-14	vs Chaminade	w 121-85	2400
3 POINT FG-ATT	264-683	191-598	11-26-14	vs PURDUE	Lot 85-87	2400
3-point FG pct	.387	.319	11/29/14	EASTERN KENTUCKY	w 90-76	16770
3-pt FG made per game	8.5	6.2	12/02/14	at Utah State	w 91-81	10270
FREE THROWS-ATT	604-786	481-692	12/06/14	vs Hawaii	w 90-70	13623
Free throw pct	.768	.695	12/10/14	UTAH	L 61-65	20900
F-Throws made per game	19.5	15.5	12/13/14	at Weber State	w 76-60	10122
REBOUNDS	1202	1047	12/20/14	STANFORD	w 79-77	13247
Rebounds per game	38.8	33.8	12/23/14	UMASS	Wot 77-71	15789
Rebounding margin	+5.0	-	* 12/27/14	GONZAGA	L 80-87	20900
ASSISTS	529	435	* 12/29/14	PORTLAND	w 97-88	17452
Assists per game	17.1	14.0	* 01/01/15	at Santa Clara	w 81-46	2375
TURNOVERS	366	421	* 01/03/15	at University of San Francisco	w 99-68	2585
Turnovers per game	11.8	13.6	* 01/08/15	PEPPERDINE	L 61-67	15852
Turnover margin	+1.8	-	* 01/10/15	LOYOLA MARYMOUNT	w 85-72	16912
Assist/turnover ratio	1.4	1.0	* 01/15/15	at Pacific	w 93-80	3626
STEALS	242	200	* 01/17/15	at Saint Mary's (CA)	L 77-82	3500
Steals per game	7.8	6.5	* 01/24/15	at San Diego	L 74-77	2463
BLOCKS	94	111	* 01/29/15	SAN FRANCISCO	w 78-74	12452
Blocks per game	3.0	3.6	* 01/31/15	SANTA CLARA	w 78-57	17771
ATTENDANCE	258002	71369	* 02/05/15	at Pepperdine	L 74-80	2630
Home games-Avg/Game	16-16125	11-4595	* 02/07/15	at Loyola Marymount	w 87-68	3232
Neutral site-Avg/Game	-	4-5206	* 02/12/15	SAINT MARY'S	w 82-60	14317
			* 02/14/15	PACIFIC	w 84-59	16202
			* 02/19/15	SAN DIEGO	w 75-62	17092
			* 02/26/15	at Portland	w 82-69	3743
			* 02/28/15	at Gonzaga	w 73-70	6000

* - Conference game

THE STAT CREW SYSTEM
BYU Combined Team Statistics (as of Mar 04, 2015)
Conference games

Overall record: 13-5 Conf: 13-5 Home: 7-2 Away: 6-3 Neutral: 0-0

#	Player	gp-gs	min	avg	Total			3-Point		F-Throw		Rebounds				pf	dq	a	to	blk	stl	pts	avg
					fg-fga	fg%	3fg-fga	3fg%	ft-fta	ft%	off	def	tot	avg									
03	HAWS, Tyler	18-18	578	32.1	129-280	.461	20-63	.317	112-129	.868	28	53	81	4.5	22	0	37	35	4	21	390	21.7	
05	COLLINSWORTH, Kyl	17-17	539	31.7	85-173	.491	1-9	.111	64-86	.744	45	113	158	9.3	36	1	104	39	6	27	235	13.8	
01	FISCHER, Chase	17-16	416	24.5	69-164	.421	48-115	.417	26-32	.813	6	33	39	2.3	19	0	28	21	1	12	212	12.5	
20	WINDER, Anson	14-9	372	26.6	56-134	.418	20-62	.323	42-56	.750	7	32	39	2.8	26	0	26	16	2	23	174	12.4	
23	HALFORD, Skyler	18-3	381	21.2	63-119	.529	36-69	.522	39-47	.830	5	32	37	2.1	35	0	45	28	0	16	201	11.2	
XX	XX	1-0	29	29.0	2-2	1.000	0-0	.000	3-5	.600	2	4	6	6.0	4	0	0	0	3	2	7	7.0	
24	BARTLEY IV, Frank	17-0	160	9.4	14-34	.412	7-16	.438	13-23	.565	4	29	33	1.9	13	0	16	9	7	7	48	2.8	
44	KAUFUSI, Corbin	18-9	298	16.6	16-30	.533	0-0	.000	13-23	.565	27	37	64	3.6	70	5	2	12	21	3	45	2.5	
10	ANDRUS, Ryan	13-0	108	8.3	10-16	.625	2-6	.333	10-14	.714	10	12	22	1.7	18	0	2	3	2	4	32	2.5	
15	TOOLSON, Jake	14-0	119	8.5	11-29	.379	8-25	.320	2-2	1.000	1	16	17	1.2	11	0	5	4	0	2	32	2.3	
30	NIXON, Dalton	14-2	168	12.0	8-18	.444	1-8	.125	10-10	1.000	5	19	24	1.7	19	1	12	9	3	2	27	1.9	
12	SHARP, Josh	11-6	119	10.8	6-12	.500	2-4	.500	4-4	1.000	17	18	35	3.2	18	0	11	4	5	3	18	1.6	
35	NEILSON, Isaac	17-1	119	7.0	10-20	.500	0-3	.000	5-8	.625	13	17	30	1.8	26	0	1	6	2	3	25	1.5	
41	WORTHINGTON, Luke	16-9	177	11.1	4-10	.400	0-0	.000	6-8	.750	5	13	18	1.1	45	2	2	3	1	2	14	0.9	
40	AYTES, Jamal	1-0	0	0.0	0-0	.000	0-0	.000	0-0	.000	0	0	0	0.0	0	0	0	0	0	0	0	0.0	
02	ELLIS, Jordan	9-0	17	1.9	0-1	.000	0-0	.000	0-2	.000	0	3	3	0.3	3	0	1	0	0	1	0	0.0	
Team											39	34	73					1					
Total.....		18	3600	483-1042		.464	145-380	.382	349-449	.777	214	465	679	37.7	366	9	292	193	57	128	1460	81.1	
Opponents.....		18	3600	446-1031		.433	107-347	.308	267-391	.683	198	406	604	33.6	379	11	265	217	59	107	1266	70.3	

TEAM STATISTICS	BYU	OPP	Date	Opponent	Score	Att.
SCORING	1460	1266	* 12/27/14	GONZAGA	L 80-87	20900
Points per game	81.1	70.3	* 12/29/14	PORTLAND	w 97-88	17452
Scoring margin	+10.8	-	* 01/01/15	at Santa Clara	w 81-46	2375
FIELD GOALS-ATT	483-1042	446-1031	* 01/03/15	at University of San Francisco	w 99-68	2585
Field goal pct	.464	.433	* 01/08/15	PEPPERDINE	L 61-67	15852
3 POINT FG-ATT	145-380	107-347	* 01/10/15	LOYOLA MARYMOUNT	w 85-72	16912
3-point FG pct	.382	.308	* 01/15/15	at Pacific	w 93-80	3626
3-pt FG made per game	8.1	5.9	* 01/17/15	at Saint Mary's (CA)	L 77-82	3500
FREE THROWS-ATT	349-449	267-391	* 01/24/15	at San Diego	L 74-77	2463
Free throw pct	.777	.683	* 01/29/15	SAN FRANCISCO	w 78-74	12452
F-Throws made per game	19.4	14.8	* 01/31/15	SANTA CLARA	w 78-57	17771
REBOUNDS	679	604	* 02/05/15	at Pepperdine	L 74-80	2630
Rebounds per game	37.7	33.6	* 02/07/15	at Loyola Marymount	w 87-68	3232
Rebounding margin	+4.2	-	* 02/12/15	SAINT MARY'S	w 82-60	14317
ASSISTS	292	265	* 02/14/15	PACIFIC	w 84-59	16202
Assists per game	16.2	14.7	* 02/19/15	SAN DIEGO	w 75-62	17092
TURNOVERS	193	217	* 02/26/15	at Portland	w 82-69	3743
Turnovers per game	10.7	12.1	* 02/28/15	at Gonzaga	w 73-70	6000
Turnover margin	+1.3	-	* - Conference game			
Assist/turnover ratio	1.5	1.2				
STEALS	128	107				
Steals per game	7.1	5.9				
BLOCKS	57	59				
Blocks per game	3.2	3.3				
ATTENDANCE	148950	30154				
Home games-Avg/Game	9-16550	9-3350				
Neutral site-Avg/Game	-	0-0				

Score by Periods	1st	2nd	Totals
BYU	702	758	1460
Opponents	597	669	1266

Individual Career History vs Santa Clara

ANDRUS, Ryan

Season	gp-gs	min/avg	Total		3-Point		F-Throws		Rebounds				Scoring							
			fg-fga	pct	fg-fga	pct	ft-fta	pct	off	def	tot	avg	pf	fo	ast	to	blk	stl	pts	avg
2014-15	2-0	15/7.5	1-3	.333	0-0	.000	5-6	.833	5	3	8	4.0	1	0	0	2	0	0	7	3.5
TOTAL	2-0	15/7.5	1-3	.333	0-0	.000	5-6	.833	5	3	8	4.0	1	0	0	2	0	0	7	3.5

AUSTIN, Nate

Season	gp-gs	min/avg	Total		3-Point		F-Throws		Rebounds				Scoring							
			fg-fga	pct	fg-fga	pct	ft-fta	pct	off	def	tot	avg	pf	fo	ast	to	blk	stl	pts	avg
2011-12	2-0	33/16.5	3-3	1.000	0-0	.000	3-4	.750	4	4	8	4.0	7	1	3	1	0	0	9	4.5
2012-13	2-0	23/11.5	1-3	.333	0-1	.000	1-2	.500	2	7	9	4.5	4	0	2	0	0	1	3	1.5
2013-14	2-2	53/26.5	1-5	.200	0-0	.000	2-3	.667	5	10	15	7.5	5	0	3	2	0	1	4	2.0
TOTAL	6-2	109/18.2	5-11	.455	0-1	.000	6-9	.667	11	21	32	5.3	16	1	8	3	0	2	16	2.7

BARTLEY IV, Frank

Season	gp-gs	min/avg	Total		3-Point		F-Throws		Rebounds				Scoring							
			fg-fga	pct	fg-fga	pct	ft-fta	pct	off	def	tot	avg	pf	fo	ast	to	blk	stl	pts	avg
2013-14	2-0	14/7.0	1-4	.250	0-0	.000	0-0	.000	1	1	2	1.0	0	0	2	0	0	0	2	1.0
2014-15	2-0	23/11.5	3-4	.750	1-2	.500	2-3	.667	0	4	4	2.0	1	0	3	1	2	1	9	4.5
TOTAL	4-0	37/9.3	4-8	.500	1-2	.500	2-3	.667	1	5	6	1.5	1	0	5	1	2	1	11	2.8

COLLINSWORTH, Kyle

Season	gp-gs	min/avg	Total		3-Point		F-Throws		Rebounds				Scoring							
			fg-fga	pct	fg-fga	pct	ft-fta	pct	off	def	tot	avg	pf	fo	ast	to	blk	stl	pts	avg
2013-14	2-2	60/30.0	11-20	.550	0-0	.000	14-23	.609	5	5	10	5.0	5	0	8	6	0	8	36	18.0
2014-15	1-1	29/29.0	3-9	.333	0-0	.000	2-2	1.000	4	11	15	15.0	1	0	6	2	0	3	8	8.0
TOTAL	3-3	89/29.7	14-29	.483	0-0	.000	16-25	.640	9	16	25	8.3	6	0	14	8	0	11	44	14.7

ELLIS, Jordan

Season	gp-gs	min/avg	Total		3-Point		F-Throws		Rebounds				Scoring							
			fg-fga	pct	fg-fga	pct	ft-fta	pct	off	def	tot	avg	pf	fo	ast	to	blk	stl	pts	avg
2014-15	2-0	8/4.0	0-0	.000	0-0	.000	0-0	.000	0	0	0	0.0	1	0	1	0	0	1	0	0.0
TOTAL	2-0	8/4.0	0-0	.000	0-0	.000	0-0	.000	0	0	0	0.0	1	0	1	0	0	1	0	0.0

FISCHER, Chase

Season	gp-gs	min/avg	Total		3-Point		F-Throws		Rebounds				Scoring							
			fg-fga	pct	fg-fga	pct	ft-fta	pct	off	def	tot	avg	pf	fo	ast	to	blk	stl	pts	avg
2014-15	2-1	51/25.5	10-21	.476	7-14	.500	5-5	1.000	0	5	5	2.5	2	0	4	5	0	0	32	16.0
TOTAL	2-1	51/25.5	10-21	.476	7-14	.500	5-5	1.000	0	5	5	2.5	2	0	4	5	0	0	32	16.0

HALFORD, Skyler

Season	gp-gs	min/avg	Total		3-Point		F-Throws		Rebounds				Scoring							
			fg-fga	pct	fg-fga	pct	ft-fta	pct	off	def	tot	avg	pf	fo	ast	to	blk	stl	pts	avg
2013-14	2-2	47/23.5	8-16	.500	4-7	.571	2-2	1.000	1	6	7	3.5	6	0	5	2	0	0	22	11.0
2014-15	2-1	41/20.5	6-11	.545	5-8	.625	4-7	.571	0	5	5	2.5	3	0	8	3	0	1	21	10.5
TOTAL	4-3	88/22.0	14-27	.519	9-15	.600	6-9	.667	1	11	12	3.0	9	0	13	5	0	1	43	10.8

HAWS, Tyler

Season	gp-gs	min/avg	Total		3-Point		F-Throws		Rebounds				Scoring							
			fg-fga	pct	fg-fga	pct	ft-fta	pct	off	def	tot	avg	pf	fo	ast	to	blk	stl	pts	avg
2012-13	2-2	70/35.0	21-31	.677	1-4	.250	5-8	.625	3	4	7	3.5	3	0	6	4	0	4	48	24.0
2013-14	2-2	47/23.5	14-20	.700	1-3	.333	14-15	.933	1	5	6	3.0	4	0	5	3	1	0	43	21.5
2014-15	2-2	53/26.5	11-24	.458	2-6	.333	11-12	.917	2	4	6	3.0	1	0	7	2	0	2	35	17.5
TOTAL	6-6	170/28.3	46-75	.613	4-13	.308	30-35	.857	6	13	19	3.2	8	0	18	9	1	6	126	21.0

Individual Career History vs Santa Clara

KAUFUSI, Corbin

Season	gp-gs	min/avg	Total		3-Point		F-Throws		Rebounds				pf	fo	ast	to	blk	stl	Scoring	
			fg-fga	pct	fg-fga	pct	ft-fa	pct	off	def	tot	avg							pts	avg
2014-15	2-1	29/14.5	0-1	.000	0-0	.000	4-6	.667	1	7	8	4.0	8	1	0	2	3	1	4	2.0
TOTAL	2-1	29/14.5	0-1	.000	0-0	.000	4-6	.667	1	7	8	4.0	8	1	0	2	3	1	4	2.0

NEILSON, Isaac

Season	gp-gs	min/avg	Total		3-Point		F-Throws		Rebounds				pf	fo	ast	to	blk	stl	Scoring	
			fg-fga	pct	fg-fga	pct	ft-fa	pct	off	def	tot	avg							pts	avg
2014-15	2-0	20/10.0	0-3	.000	0-0	.000	1-3	.333	4	7	11	5.5	6	0	0	1	0	1	1	0.5
TOTAL	2-0	20/10.0	0-3	.000	0-0	.000	1-3	.333	4	7	11	5.5	6	0	0	1	0	1	1	0.5

NIXON, Dalton

Season	gp-gs	min/avg	Total		3-Point		F-Throws		Rebounds				pf	fo	ast	to	blk	stl	Scoring	
			fg-fga	pct	fg-fga	pct	ft-fa	pct	off	def	tot	avg							pts	avg
2014-15	2-1	39/19.5	0-2	.000	0-2	.000	4-4	1.000	1	6	7	3.5	3	0	2	0	2	0	4	2.0
TOTAL	2-1	39/19.5	0-2	.000	0-2	.000	4-4	1.000	1	6	7	3.5	3	0	2	0	2	0	4	2.0

SHARP, Josh

Season	gp-gs	min/avg	Total		3-Point		F-Throws		Rebounds				pf	fo	ast	to	blk	stl	Scoring	
			fg-fga	pct	fg-fga	pct	ft-fa	pct	off	def	tot	avg							pts	avg
2011-12	2-0	4/2.0	0-0	.000	0-0	.000	2-2	1.000	0	2	2	1.0	1	0	0	0	0	0	2	1.0
2012-13	2-1	57/28.5	7-12	.583	1-1	1.000	4-4	1.000	7	4	11	5.5	5	0	3	1	0	3	19	9.5
2013-14	2-0	34/17.0	2-2	1.000	0-0	.000	0-1	.000	1	6	7	3.5	5	0	0	0	1	0	4	2.0
2014-15	2-0	9/4.5	1-3	.333	1-2	.500	0-0	.000	0	2	2	1.0	2	0	1	0	0	0	3	1.5
TOTAL	8-1	104/13.0	10-17	.588	2-3	.667	6-7	.857	8	14	22	2.8	13	0	4	1	1	3	28	3.5

TOOLSON, Jake

Season	gp-gs	min/avg	Total		3-Point		F-Throws		Rebounds				pf	fo	ast	to	blk	stl	Scoring	
			fg-fga	pct	fg-fga	pct	ft-fa	pct	off	def	tot	avg							pts	avg
2014-15	2-0	26/13.0	3-7	.429	2-6	.333	2-2	1.000	0	2	2	1.0	2	0	2	1	0	1	10	5.0
TOTAL	2-0	26/13.0	3-7	.429	2-6	.333	2-2	1.000	0	2	2	1.0	2	0	2	1	0	1	10	5.0

WINDER, Anson

Season	gp-gs	min/avg	Total		3-Point		F-Throws		Rebounds				pf	fo	ast	to	blk	stl	Scoring	
			fg-fga	pct	fg-fga	pct	ft-fa	pct	off	def	tot	avg							pts	avg
2011-12	2-1	18/9.0	3-8	.375	1-4	.250	0-0	.000	0	1	1	0.5	2	0	2	2	0	2	7	3.5
2012-13	2-1	26/13.0	2-5	.400	0-0	.000	6-8	.750	1	3	4	2.0	3	0	0	0	1	1	10	5.0
2013-14	2-0	46/23.0	5-9	.556	2-4	.500	5-6	.833	0	9	9	4.5	3	0	4	1	0	0	17	8.5
2014-15	2-2	40/20.0	7-16	.438	5-11	.455	2-6	.333	0	7	7	3.5	2	0	1	2	1	2	21	10.5
TOTAL	8-4	130/16.3	17-38	.447	8-19	.421	13-20	.650	1	20	21	2.6	10	0	7	5	2	5	55	6.9

WORTHINGTON, Luke

Season	gp-gs	min/avg	Total		3-Point		F-Throws		Rebounds				pf	fo	ast	to	blk	stl	Scoring	
			fg-fga	pct	fg-fga	pct	ft-fa	pct	off	def	tot	avg							pts	avg
2013-14	1-0	10/10.0	2-3	.667	0-0	.000	3-4	.750	0	2	2	2.0	2	0	0	0	0	0	7	7.0
2014-15	2-1	17/8.5	2-3	.667	0-0	.000	0-0	.000	1	2	3	1.5	4	0	0	0	0	0	4	2.0
TOTAL	3-1	27/9.0	4-6	.667	0-0	.000	3-4	.750	1	4	5	1.7	6	0	0	0	0	0	11	3.7

Individual Career History vs Loyola Marymount

ANDRUS, Ryan

Season	gp-gs	min/avg	Total		3-Point		F-Throws		Rebounds				Scoring							
			fg-fga	pct	fg-fga	pct	ft-fta	pct	off	def	tot	avg	pf	fo	ast	to	blk	stl	pts	avg
2014-15	1-0	1/1.0	0-0	.000	0-0	.000	0-0	.000	0	0	0	0.0	0	0	0	0	0	0	0	0.0
TOTAL	1-0	1/1.0	0-0	.000	0-0	.000	0-0	.000	0	0	0	0.0	0	0	0	0	0	0	0	0.0

AUSTIN, Nate

Season	gp-gs	min/avg	Total		3-Point		F-Throws		Rebounds				Scoring								
			fg-fga	pct	fg-fga	pct	ft-fta	pct	off	def	tot	avg	pf	fo	ast	to	blk	stl	pts	avg	
2011-12	2-0	25/12.5	4-7	.571	0-2	.000	2-4	.500	4	4	8	4.0	3	0	0	0	0	0	0	10	5.0
2012-13	2-0	28/14.0	2-5	.400	0-1	.000	1-2	.500	4	5	9	4.5	4	0	1	0	0	1	5	2.5	
2013-14	3-3	79/26.3	3-6	.500	0-0	.000	0-1	.000	8	13	21	7.0	11	2	3	1	1	0	6	2.0	
TOTAL	7-3	132/18.9	9-18	.500	0-3	.000	3-7	.429	16	22	38	5.4	18	2	4	1	1	1	21	3.0	

BARTLEY IV, Frank

Season	gp-gs	min/avg	Total		3-Point		F-Throws		Rebounds				Scoring							
			fg-fga	pct	fg-fga	pct	ft-fta	pct	off	def	tot	avg	pf	fo	ast	to	blk	stl	pts	avg
2013-14	3-0	22/7.3	3-7	.429	0-2	.000	1-5	.200	2	7	9	3.0	0	0	4	1	0	0	7	2.3
2014-15	1-0	7/7.0	0-1	.000	0-0	.000	3-5	.600	0	1	1	1.0	1	0	1	1	0	0	3	3.0
TOTAL	4-0	29/7.3	3-8	.375	0-2	.000	4-10	.400	2	8	10	2.5	1	0	5	2	0	0	10	2.5

COLLINSWORTH, Kyle

Season	gp-gs	min/avg	Total		3-Point		F-Throws		Rebounds				Scoring							
			fg-fga	pct	fg-fga	pct	ft-fta	pct	off	def	tot	avg	pf	fo	ast	to	blk	stl	pts	avg
2013-14	3-3	101/33.7	24-37	.649	0-1	.000	13-21	.619	15	18	33	11.0	8	0	10	11	4	6	61	20.3
2014-15	2-2	66/33.0	11-19	.579	0-0	.000	14-19	.737	10	12	22	11.0	4	0	18	3	0	7	36	18.0
TOTAL	5-5	167/33.4	35-56	.625	0-1	.000	27-40	.675	25	30	55	11.0	12	0	28	14	4	13	97	19.4

ELLIS, Jordan

Season	gp-gs	min/avg	Total		3-Point		F-Throws		Rebounds				Scoring							
			fg-fga	pct	fg-fga	pct	ft-fta	pct	off	def	tot	avg	pf	fo	ast	to	blk	stl	pts	avg
2014-15	1-0	1/1.0	0-0	.000	0-0	.000	0-0	.000	0	1	1	1.0	1	0	0	0	0	0	0	0.0
TOTAL	1-0	1/1.0	0-0	.000	0-0	.000	0-0	.000	0	1	1	1.0	1	0	0	0	0	0	0	0.0

FISCHER, Chase

Season	gp-gs	min/avg	Total		3-Point		F-Throws		Rebounds				Scoring							
			fg-fga	pct	fg-fga	pct	ft-fta	pct	off	def	tot	avg	pf	fo	ast	to	blk	stl	pts	avg
2014-15	2-2	52/26.0	9-18	.500	6-15	.400	2-2	1.000	1	4	5	2.5	2	0	5	1	1	1	26	13.0
TOTAL	2-2	52/26.0	9-18	.500	6-15	.400	2-2	1.000	1	4	5	2.5	2	0	5	1	1	1	26	13.0

HALFORD, Skyler

Season	gp-gs	min/avg	Total		3-Point		F-Throws		Rebounds				Scoring							
			fg-fga	pct	fg-fga	pct	ft-fta	pct	off	def	tot	avg	pf	fo	ast	to	blk	stl	pts	avg
2013-14	3-1	35/11.7	2-7	.286	1-4	.250	2-2	1.000	0	4	4	1.3	2	0	2	2	0	2	7	2.3
2014-15	2-0	44/22.0	8-14	.571	6-12	.500	5-5	1.000	0	2	2	1.0	4	0	6	3	0	3	27	13.5
TOTAL	5-1	79/15.8	10-21	.476	7-16	.438	7-7	1.000	0	6	6	1.2	6	0	8	5	0	5	34	6.8

HAWS, Tyler

Season	gp-gs	min/avg	Total		3-Point		F-Throws		Rebounds				Scoring							
			fg-fga	pct	fg-fga	pct	ft-fta	pct	off	def	tot	avg	pf	fo	ast	to	blk	stl	pts	avg
2012-13	2-2	63/31.5	10-25	.400	4-8	.500	20-20	1.000	4	11	15	7.5	1	0	1	4	0	1	44	22.0
2013-14	3-3	106/35.3	22-56	.393	1-8	.125	19-21	.905	6	10	16	5.3	6	0	4	10	2	4	64	21.3
2014-15	2-2	63/31.5	16-32	.500	3-9	.333	13-13	1.000	6	4	10	5.0	1	0	6	5	0	2	48	24.0
TOTAL	7-7	232/33.1	48-113	.425	8-25	.320	52-54	.963	16	25	41	5.9	8	0	11	19	2	7	156	22.3

Individual Career History vs Loyola Marymount

KAUFUSI, Corbin

Season	gp-gs	min/avg	Total		3-Point		F-Throws		Rebounds				pf	fo	ast	to	blk	stl	Scoring	
			fg-fga	pct	fg-fga	pct	ft-fta	pct	off	def	tot	avg							pts	avg
2014-15	2-1	50/25.0	1-6	.167	0-0	.000	0-2	.000	2	8	10	5.0	7	0	0	3	4	0	2	1.0
TOTAL	2-1	50/25.0	1-6	.167	0-0	.000	0-2	.000	2	8	10	5.0	7	0	0	3	4	0	2	1.0

NEILSON, Isaac

Season	gp-gs	min/avg	Total		3-Point		F-Throws		Rebounds				pf	fo	ast	to	blk	stl	Scoring	
			fg-fga	pct	fg-fga	pct	ft-fta	pct	off	def	tot	avg							pts	avg
2014-15	2-0	11/5.5	2-2	1.000	0-0	.000	0-0	.000	2	1	3	1.5	3	0	0	1	0	0	4	2.0
TOTAL	2-0	11/5.5	2-2	1.000	0-0	.000	0-0	.000	2	1	3	1.5	3	0	0	1	0	0	4	2.0

NIXON, Dalton

Season	gp-gs	min/avg	Total		3-Point		F-Throws		Rebounds				pf	fo	ast	to	blk	stl	Scoring	
			fg-fga	pct	fg-fga	pct	ft-fta	pct	off	def	tot	avg							pts	avg
2014-15	2-0	3/1.5	0-0	.000	0-0	.000	2-2	1.000	0	1	1	0.5	1	0	0	0	0	0	2	1.0
TOTAL	2-0	3/1.5	0-0	.000	0-0	.000	2-2	1.000	0	1	1	0.5	1	0	0	0	0	0	2	1.0

SHARP, Josh

Season	gp-gs	min/avg	Total		3-Point		F-Throws		Rebounds				pf	fo	ast	to	blk	stl	Scoring	
			fg-fga	pct	fg-fga	pct	ft-fta	pct	off	def	tot	avg							pts	avg
2011-12	1-0	2/2.0	0-0	.000	0-0	.000	0-0	.000	0	1	1	1.0	0	0	0	1	0	0	0	0.0
2012-13	2-1	46/23.0	4-7	.571	0-0	.000	3-4	.750	9	7	16	8.0	5	0	3	3	0	3	11	5.5
2013-14	3-1	39/13.0	3-4	.750	0-0	.000	4-5	.800	1	5	6	2.0	4	0	1	0	0	2	10	3.3
2014-15	2-1	33/16.5	1-3	.333	0-1	.000	0-0	.000	4	4	8	4.0	1	0	3	2	0	2	2	1.0
TOTAL	8-3	120/15.0	8-14	.571	0-1	.000	7-9	.778	14	17	31	3.9	10	0	7	6	0	7	23	2.9

TOOLSON, Jake

Season	gp-gs	min/avg	Total		3-Point		F-Throws		Rebounds				pf	fo	ast	to	blk	stl	Scoring	
			fg-fga	pct	fg-fga	pct	ft-fta	pct	off	def	tot	avg							pts	avg
2014-15	2-0	7/3.5	1-2	.500	1-2	.500	0-0	.000	0	1	1	0.5	1	0	0	1	0	0	3	1.5
TOTAL	2-0	7/3.5	1-2	.500	1-2	.500	0-0	.000	0	1	1	0.5	1	0	0	1	0	0	3	1.5

WINDER, Anson

Season	gp-gs	min/avg	Total		3-Point		F-Throws		Rebounds				pf	fo	ast	to	blk	stl	Scoring	
			fg-fga	pct	fg-fga	pct	ft-fta	pct	off	def	tot	avg							pts	avg
2011-12	2-0	18/9.0	1-7	.143	0-6	.000	2-2	1.000	0	1	1	0.5	1	0	0	1	0	4	4	2.0
2012-13	2-0	6/3.0	2-2	1.000	0-0	.000	0-1	.000	0	0	0	0.0	1	0	0	1	0	2	4	2.0
2013-14	3-1	69/23.0	9-16	.563	0-4	.000	8-11	.727	1	4	5	1.7	10	0	6	4	0	9	26	8.7
2014-15	2-1	43/21.5	5-16	.313	3-10	.300	4-4	1.000	0	3	3	1.5	1	0	5	1	1	2	17	8.5
TOTAL	9-2	136/15.1	17-41	.415	3-20	.150	14-18	.778	1	8	9	1.0	13	0	11	7	1	17	51	5.7

WORTHINGTON, Luke

Season	gp-gs	min/avg	Total		3-Point		F-Throws		Rebounds				pf	fo	ast	to	blk	stl	Scoring	
			fg-fga	pct	fg-fga	pct	ft-fta	pct	off	def	tot	avg							pts	avg
2013-14	3-1	22/7.3	1-1	1.000	0-0	.000	3-4	.750	0	2	2	0.7	4	0	0	0	0	0	5	1.7
2014-15	2-1	19/9.5	1-1	1.000	0-0	.000	0-0	.000	1	1	2	1.0	3	0	1	2	0	0	2	1.0
TOTAL	5-2	41/8.2	2-2	1.000	0-0	.000	3-4	.750	1	3	4	0.8	7	0	1	2	0	0	7	1.4

THE STAT CREW SYSTEM
BYU Combined Team Statistics (as of Mar 04, 2015)
2013-14 WCC Tourney

RECORD:	OVERALL	HOME	AWAY	NEUTRAL
ALL GAMES	2-1	0-0	0-0	2-1
CONFERENCE	0-0	0-0	0-0	0-0
NON-CONFERENCE	2-1	0-0	0-0	2-1

#	Player	gp-gs	min	avg	Total			3-Point		F-Throw		Rebounds				pf	dq	a	to	blk	stl	pts	avg	
					fg-fga	fg%	3fg-fga	3fg%	ft-fa	ft%	off	def	tot	avg										
03	HAWS, Tyler	3-3	118	39.3	20-55	.364	1-8	.125	29-30	.967	8	7	15	5.0	7	0	5	9	0	3	70	23.3		
05	COLLINSWORTH, Kyl	3-3	103	34.3	23-42	.548	0-2	.000	8-15	.533	13	21	34	11.3	8	0	5	9	0	4	54	18.0		
20	WINDER, Anson	3-3	90	30.0	9-18	.500	2-6	.333	11-13	.846	1	9	10	3.3	11	0	5	1	0	8	31	10.3		
02	CARLINO, Matt	3-0	81	27.0	10-35	.286	1-14	.071	9-14	.643	0	4	4	1.3	7	1	4	5	0	3	30	10.0		
00	MIKA, Eric	3-2	85	28.3	9-22	.409	0-0	.000	8-10	.800	12	12	24	8.0	8	0	3	4	3	0	26	8.7		
24	BARTLEY IV, Frank	3-0	25	8.3	3-4	.750	2-2	1.000	2-5	.400	2	5	7	2.3	2	0	0	2	0	1	10	3.3		
33	AUSTIN, Nate	3-3	69	23.0	2-4	.500	0-0	.000	0-1	.000	5	11	16	5.3	12	1	0	2	2	1	4	1.3		
41	WORTHINGTON, Luke	3-1	23	7.7	1-2	.500	0-0	.000	1-2	.500	0	1	1	0.3	5	0	0	1	0	0	3	1.0		
23	HALFORD, Skyler	3-0	11	3.7	0-4	.000	0-3	.000	0-0	.000	0	2	2	0.7	1	0	1	2	0	2	0	0.0		
12	SHARP, Josh	3-0	20	6.7	0-0	.000	0-0	.000	0-0	.000	1	1	2	0.7	5	0	1	1	1	0	0	0.0		
Team											8	6	14											
Total.....		3	625		77-186	.414	6-35	.171	68-90	.756	50	79	129	43.0	66	2	24	36	6	22	228	76.0		
Opponents.....		3	625		76-176	.432	19-54	.352	55-79	.696	35	73	108	36.0	64	3	41	36	11	18	226	75.3		

TEAM STATISTICS	BYU	OPP	Date	Opponent	Score	Att.
SCORING	228	226	03/08/14	vs LMU	W 85-74	7688
Points per game	76.0	75.3	03/10/14	vs San Francisco	Wot 79-77	7898
Scoring margin	+0.7	-	03/11/14	vs Gonzaga	L 64-75	7898
FIELD GOALS-ATT	77-186	76-176	* = Conference game			
Field goal pct	.414	.432				
3 POINT FG-ATT	6-35	19-54				
3-point FG pct	.171	.352				
3-pt FG made per game	2.0	6.3				
FREE THROWS-ATT	68-90	55-79				
Free throw pct	.756	.696				
F-Throws made per game	22.7	18.3				
REBOUNDS	129	108				
Rebounds per game	43.0	36.0				
Rebounding margin	+7.0	-				
ASSISTS	24	41				
Assists per game	8.0	13.7				
TURNOVERS	36	36				
Turnovers per game	12.0	12.0				
Turnover margin	+0.0	-				
Assist/turnover ratio	0.7	1.1				
STEALS	22	18				
Steals per game	7.3	6.0				
BLOCKS	6	11				
Blocks per game	2.0	3.7				
ATTENDANCE	0	23484				
Home games-Avg/Game	0-0	0-0				
Neutral site-Avg/Game	-	3-7828				

Score by Periods	1st	2nd	OT	Totals
BYU	105	108	15	228
Opponents	117	96	13	226

CAREER

Points

Rk	Name, Years	G	Pts	Avg
1	Jimmer Fredette, 2007-11	10	245	24.5
2	Mekeli Wesley, 1997-01	9	144	16.0
3	Terrell Lyday, 1999-01	6	125	20.8
4	Michael Smith, 1983-84, 86-89	6	122	20.3
5	Lee Cummmard, 2005-09	9	116	12.9
6	Trent Plaisted, 2004-08	7	110	15.7
	Kenneth Roberts, 1990-91, 93-96	8	110	13.8
8	Russell Larson, 1991-95	9	106	11.8
	Gary Trost, 1987-88, 90-93	8	106	13.3
10	Mark Bigelow, 1998-99, 01-04	7	101	14.4

Scoring Average*

Rk	Name, Years	G	Pts	Avg
1	Jimmer Fredette, 2007-11	10	245	24.5
2	Terrell Lyday, 1999-01	6	125	20.8
3	Michael Smith, 1983-84, 86-89	6	122	20.3
4	Tyler Haws, 2009-10, 12-present	5	98	19.6
5	Mekeli Wesley, 1997-01	9	144	16.0
6	Trent Plaisted, 2004-08	7	110	15.7

**Minimum 5 Games Played*

Field Goals Made

Rk	Name, Years	FG
1	Jimmer Fredette, 2007-11	74
2	Mekeli Wesley, 1997-01	50
3	Michael Smith, 1983-84, 86-89	45
4	Trent Plaisted, 2004-08	43
5	Kenneth Roberts, 1990-91, 93-96	40
6	Terrell Lyday, 1999-01	39
7	Lee Cummmard, 2005-09	38
8	Jeff Chatman, 1984-88	37
9	Gary Trost, 1987-88, 90-93	35
10	Russell Larson, 1991-95	33

Field Goal Attempts

Rk	Name, Years	FGA
1	Jimmer Fredette, 2007-11	167
2	Mekeli Wesley, 1997-01	111
3	Michael Smith, 1983-84, 86-89	102
4	Jonathan Tavernari, 2006-10	80
5	Terrell Lyday, 1999-01	79
6	Mark Bigelow, 1998-99, 01-04	76
7	Kenneth Roberts, 1990-91, 93-96	75
8	Trent Plaisted, 2004-08	72
	Lee Cummmard, 2005-09	72
	Tyler Haws, 2009-10, 12-present	72
	Jeff Chatman, 1984-88	72

Field Goal Percentage*

Rk	Name, Years	FG	FGA	Pct
1	Steve Schreiner, 1988-91	20	32	.625
2	Scott Sinek, 1981-85	10	16	.625
3	Jared Miller, 1990-93	26	42	.619
4	Jim Usevitch, 1982-84, 86-88	17	28	.607
5	Trent Plaisted, 2004-08	43	72	.597
6	Mike Rose, 2003-07	14	24	.583
7	Kyle Collinsworth, 2010-11, 13-present	30	53	.566
8	Rafael Araujo, 2002-04	22	39	.564
9	Luiz Lemes, 2002-04	15	27	.556
10	Russell Larson, 1991-95	33	60	.550

**Minimum 10 FG Made*

3-Point Field Goals Made

Rk	Name, Years	3FG
1	Jimmer Fredette, 2007-11	27
2	Jonathan Tavernari, 2006-10	16
3	Mark Heslop, 1988-92	13
4	Terrell Lyday, 1999-01	12
	Jackson Emery, 2005-06, 08-11	12
6	Mike Rose, 2003-07	11
	Mekeli Wesley, 1997-01	11
	Nathan Call, 1986-88, 90-92	11
	Mark Bigelow, 1998-99, 01-04	11
10	Lee Cummmard, 2005-09	10

3-Point Field Goal Attempts

Rk	Name, Years	Pts
1	Jimmer Fredette, 2007-11	74
2	Jonathan Tavernari, 2006-10	43
3	Jackson Emery, 2005-06, 08-11	38
4	Mark Bigelow, 1998-99, 01-04	35
5	Mekeli Wesley, 1997-01	31
6	Nathan Call, 1986-88, 90-92	30
7	Mark Heslop, 1988-92	29
	Matt Carlino, 2011-14	29
9	Lee Cummmard, 2005-09	26
10	Terrell Lyday, 1999-01	23

3-Point Field Goal Percentage

Rk	Name, Years	FG	FGA	Pct
1	Mike Rose, 2003-07	11	19	.579
2	Nathan Cooper, 1995-96, 98-01	8	15	.533
	Trent Whiting, 2000-01	8	15	.533
4	Terrell Lyday, 1999-01	12	23	.522
5	Bob Capener, 1981-83, 85-87	5	11	.455
6	Mark Heslop, 1988-92	13	29	.448
7	Michael Vranes, 1996-97, 98-00	7	17	.412
8	Jimmy Balderson, 2001-02, 04-07	6	15	.400
9	Charles Abouo, 2008-12	7	18	.389
10	Lee Cummmard, 2005-09	10	26	.385

**Minimum 5 3FG Made*

Free Throws Made

Rk	Name, Years	FT
1	Jimmer Fredette, 2007-11	70
2	Tyler Haws, 2009-10, 12-present	40
3	Russell Larson, 1991-95	39
4	Terrell Lyday, 1999-01	35
5	Gary Trost, 1987-88, 90-93	34
6	Mekeli Wesley, 1997-01	33
7	Lee Cummmard, 2005-09	30
	Mark Bigelow, 1998-99, 01-04	30
9	Kenneth Roberts, 1990-91, 93-96	29
10	Michael Smith, 1983-84, 86-89	27

Free Throw Attempts

Rk	Name, Years	FTA
1	Jimmer Fredette, 2007-11	77
2	Russell Larson, 1991-95	51
3	Trent Plaisted, 2004-08	47
4	Terrell Lyday, 1999-01	44
5	Tyler Haws, 2009-10, 12-present	42
6	Gary Trost, 1987-88, 90-93	40
	Mekeli Wesley, 1997-01	40
8	Kenneth Roberts, 1990-91, 93-96	35
9	Mark Bigelow, 1998-99, 01-04	34
10	Lee Cummmard, 2005-09	33

Free Throw Percentage*

Rk	Name, Years	FT	FTA	Pct
1	Tyler Haws, 2009-10, 12-present	40	42	.952
2	Mark Heslop, 1988-92	13	14	.929
3	Jimmer Fredette, 2007-11	70	77	.909
	Lee Cummmard, 2005-09	30	33	.909
5	Mark Bigelow, 1998-99, 01-04	30	34	.882
6	Michael Smith, 1983-84, 86-89	27	31	.871
7	Gary Trost, 1987-88, 90-93	34	40	.850
	Nick Sanderson, 1991-93	17	20	.850
9	Anson Winder, 2011-present	11	13	.846
10	Kurt Christensen, 1991-94	10	12	.833

**Minimum 10 FT Made*

Rebounds

Rk	Name, Years	G	Reb	Avg
1	Kyle Collinsworth, 2010-11, 13-present	6	58	9.7
2	Lee Cummmard, 2005-09	9	55	6.1
3	Gary Trost, 1987-88, 90-93	8	54	6.8
	Mekeli Wesley, 1997-01	9	49	5.4
5	Jared Miller, 1990-93	7	48	6.9
6	Charles Abouo, 2008-12	9	47	5.2
7	Jonathan Tavernari, 2006-10	10	46	4.6
8	Michael Smith, 1983-84, 86-89	6	45	7.5
9	Kenneth Roberts, 1990-91, 93-96	8	45	5.6
	Rafael Araujo, 2002-04	4	45	11.3
	Russell Larson, 1991-95	9	45	5.0

Rebounds Per Game*

Rk	Name, Years	G	Reb	Avg
1	Shawn Bradley, 1990-91	3	34	11.33
2	Rafael Araujo, 2002-04	4	45	11.25
3	Kyle Collinsworth, 2010-11, 13-present	6	58	9.7
4	Tom Gneiting, 1984-87	4	31	7.8
5	Michael Smith, 1983-84, 86-89	6	45	7.5
	Keena Young, 2004-07	4	30	7.5
7	Jared Miller, 1990-93	7	48	6.9
8	Gary Trost, 1987-88, 90-93	8	54	6.8
9	Andy Toolson, 1984-85, 87-90	5	31	6.2
10	Lee Cummmard, 2005-09	9	55	6.1

**Minimum 5 Games Played or 30 Rebounds*

Assists

Rk	Name, Years	G	Ast	Avg
1	Nathan Call, 1986-88, 90-92	10	48	4.8
2	Lee Cummmard, 2005-09	9	33	3.7
3	Jimmer Fredette, 2007-11	10	30	3.0
4	Austin Ainge, 2003-07	5	27	5.4
5	Michael Vranes, 1996-97, 98-00	5	23	4.6
6	Jackson Emery, 2005-06, 08-11	8	18	2.3
	Marty Haws, 1986-90	6	18	3.0
8	Matt Carlino, 2011-14	6	17	2.8
9	Terrell Lyday, 1999-01	6	16	2.7
	Matt Montague, 1996-97, 99-02	7	16	2.3
	Kevin Woodberry, 2002-04	4	16	4.0

Assists Per Game*

Rk	Name, Years	G	Ast	Avg
1	Austin Ainge, 2003-07	5	27	5.4
2	Nathan Call, 1986-88, 90-92	10	48	4.8
3	Michael Vranes, 1996-97, 98-00	5	23	4.6
4	Lee Cummmard, 2005-09	9	33	3.7
5	Jimmer Fredette, 2007-11	10	30	3.0
	Marty Haws, 1986-90	6	18	3.0

**Minimum 5 Games Played*

Blocks

Rk	Name, Years	G	Blk	Avg
1	Noah Hartssock, 2008-12	9	17	1.9
2	Lee Cummmard, 2005-09	9	10	1.1
	Russell Larson, 1991-95	9	10	1.1
	Shawn Bradley, 1990-91	3	10	3.3
5	Trent Plaisted, 2004-08	7	9	1.3

Blocks Per Game*

Rk	Name, Years	G	Blk	Avg
1	Shawn Bradley, 1990-91	3	10	3.3
2	Noah Hartssock, 2008-12	9	17	1.9
3	Trent Plaisted, 2004-08	7	9	1.3
4	Jared Miller, 1990-93	7	8	1.14
5	Lee Cummmard, 2005-09	9	10	1.11
	Russell Larson, 1991-95	9	10	1.11

**Minimum 5 Games Played or 9 Career Blocks*

Steals

Rk	Name, Years	G	Stl	Avg
1	Jackson Emery, 2005-06, 08-11	8	15	1.9
2	Nathan Call, 1986-88, 90-92	10	13	1.3
3	Anson Winder, 2011-present	6	11	1.8
4	Mekeli Wesley, 1997-01	9	9	1.0
	Kyle Collinsworth, 2010-11, 13-present	6	9	1.5
6	Lee Cummmard, 2005-09	9	8	0.9
	Gary Trost, 1987-88, 90-93	8	8	1.0
8	Kenneth Roberts, 1990-91, 93-96	8	7	0.9
	Nathan Cooper, 1995-96, 98-01	9	7	0.8
	Marty Haws, 1986-90	6	7	1.2
	Jimmer Fredette, 2007-11	10	7	0.7

Steals Per Game*

Rk	Name, Years	G	Stl	Avg
1	Jackson Emery, 2005-06, 08-11	8	15	1.9
2	Anson Winder, 2011-present	6	11	1.8
3	Kyle Collinsworth, 2010-11, 13-present	6	9	1.5
4	Nathan Call, 1986-88, 90-92	10	13	1.3
5	Marty Haws, 1986-90	6	7	1.2
6	Mekeli Wesley, 1997-01	9	9	1.0
	Gary Trost, 1987-88, 90-93	8	8	1.0
	Matt Carlino, 2011-14	6	6	1.0
	Tyler Haws, 2009-10, 12-present	5	5	1.0
	Brock Zylstra, 2009-13	5	5	1.0

**Minimum 5 Games Played*

Turnovers

Rk	Name, Years	G	TO	Avg
1	Jimmer Fredette, 2007-11	10	29	2.9
2	Matt Carlino, 2011-14	6	23	3.8
3	Trent Plaisted, 2004-08	7	19	2.7
4	Randy Reid, 1992-96	7	17	2.4
	Gary Trost, 1987-88, 90-93	8	17	2.1
	Mekeli Wesley, 1997-01	9	17	1.9

Personal Fouls

Rk	Name, Years	G	PF	Avg
1	Charles Abouq, 2008-12	9	29	3.2
2	Mekeli Wesley, 1997-01	9	27	3.0
	Russell Larson, 1991-95	9	27	3.0
	Jackson Emery, 2005-06, 08-11	8	27	3.4
5	Nathan Call, 1986-88, 90-92	10	26	2.6
	Lee Cumnard, 2005-09	9	26	2.9
7	Nate Austin, 2011-present	6	24	4.0
8	Kenneth Roberts, 1990-91, 93-96	8	21	2.6
9	Randy Reid, 1992-96	7	20	2.9
	Eric Nielsen, 1996-97, 99-02	7	20	2.9

Double-Doubles

Rk	Name, Years	#
1	Jared Miller, 1990-93	3
	Rafael Araujo, 2002-04	3
3	Kenneth Roberts, 1990-91, 93-96	2
	Kyle Collinsworth, 2010-11, 2013-14	2
	Shawn Bradley, 1990-91	2

Double-Figure Scoring Games

Rk	Name, Years	Pts
1	Mekeli Wesley, 1997-01	8
	Jimmer Fredette, 2007-11	8
3	Lee Cumnard, 2005-09	7
4	Terrell Lyday, 1999-01	6
	Mark Bigelow, 1998-99, 01-04	6
6	Kenneth Roberts, 1990-91, 93-96	5
	Michael Smith, 1983-84, 86-89	5
	Trent Plaisted, 2004-08	5
	Gary Trost, 1987-88, 90-93	5

INDIVIDUAL GAME RECORDS

Points

Rk	Name vs. Opponent, Date	Pts
1	Jimmer Fredette vs. New Mexico, 03/11/2011	52
2	Jimmer Fredette vs. TCU, 03/11/2010	45
3	Keena Young at UNLV, 03/10/2007	34
4	Michael Smith vs. Hawaii, 03/10/1989	33
5	Terrell LYDAY vs. Wyoming, 03/09/2001	32
6	Jimmer Fredette vs. San Diego State, 03/12/2011	30
	Mekeli Wesley vs. New Mexico, 03/10/2001	30
	Kenneth Roberts vs. Hawaii, 03/12/1994	30
	Jimmer Fredette at UNLV, 03/12/2010	30

Field Goals Made

Rk	Name vs. Opponent, Date	FG
1	Jimmer Fredette vs. New Mexico, 03/11/2011	22
2	Keena Young at UNLV, 03/10/2007	13
3	Michael Smith vs. Hawaii, 03/10/1989	12
	Kenneth Roberts vs. Hawaii, 03/12/1994	12
	Russell Larson vs. Utah, 03/10/1994	12

Field Goals Attempted

Rk	Name vs. Opponent, Date	FGA
1	Jimmer Fredette vs. New Mexico, 03/11/2011	37
2	Michael Smith at New Mexico, 03/06/1987	25
	Jimmer Fredette vs. San Diego State, 03/12/2011	25
4	Michael Smith vs. Hawaii, 03/10/1989	23
	Jimmer Fredette vs. TCU, 03/11/2010	23

Field Goal Percentage*

Rk	Name, Year	FG	FGA	Pct
1	Mekeli Wesley vs. New Mexico, 03/10/2001	11	12	.917
2	Kenneth Roberts vs. Hawaii, 03/12/1994	12	14	.857
	Russell Larson vs. Utah, 03/10/1994	12	14	.857
4	Trent Plaisted vs. Wyoming, 03/09/2007	10	13	.769
5	Trent Plaisted vs. TCU, 03/08/2007	9	12	.750

*Minimum 10 Field Goal Attempts

3-Point Field Goals Made

Rk	Name vs. Opponent, Date	3FG
1	Jimmer Fredette vs. New Mexico, 03/11/2011	7
2	Terrell Lyday vs. Air Force, 03/08/2001	5
	Michael Vranes vs. TCU, 03/02/1999	5

3-Point Field Goals Attempted

Rk	Name vs. Opponent, Date	3FGA
1	Jimmer Fredette vs. New Mexico, 03/11/2011	14
2	Jimmer Fredette at UNLV, 03/12/2010	11
	Jimmer Fredette vs. TCU, 03/10/2011	11
4	Jimmer Fredette vs. TCU, 03/11/2010	10

3-Point Field Goal Percentage*

Rk	Name, Year	FG	FGA	Pct
1	Jackson Emery vs. TCU, 03/11/2010	4	5	.800
	Mekeli Wesley vs. Wyoming, 03/09/2001	4	5	.800
3	Terrell Lyday vs. Air Force, 03/08/2001	5	7	.714
	Michael Vranes vs. TCU, 03/02/1999	5	7	.714
5	Mark Heslop vs. Utah, 03/13/1992	4	6	.667

*Minimum 5 3-Point Field Goal Attempts

Free Throws Made

Rk	Name vs. Opponent, Date	FT
1	Jimmer Fredette vs. TCU, 03/11/2010	23
2	Tyler Haws vs. San Francisco, 03/10/2014	14
3	Terrell Lyday vs. Wyoming, 03/09/2001	13
4	Jimmer Fredette at UNLV, 03/12/2010	12
5	Tyler Haws vs. Gonzaga, 03/11/2014	11

Free Throws Attempted

Rk	Name vs. Opponent, Date	FTA
1	Jimmer Fredette vs. TCU, 03/11/2010	24
2	Trent Plaisted vs. Wyoming, 03/09/2007	16
3	Terrell Lyday vs. Wyoming, 03/09/2001	14
	Tyler Haws vs. San Francisco, 03/10/2014	14
5	Jimmer Fredette at UNLV, 03/12/2010	12

Most Free Throws Made, No Misses

Rk	Name vs. Opponent, Date	FT
1	Tyler Haws vs. San Francisco, 03/10/2014	14
2	Jimmer Fredette at UNLV, 03/12/2010	12
3	Tyler Haws vs. Gonzaga, 03/11/2014	11
4	Michael Smith vs. Hawaii, 03/10/1989	9
	Gary Trost vs. Hawaii, 03/08/1991	9
6	Lee Cumnard vs. Air Force, 03/12/2009	8
	Anson Winder vs. Loyola Marymount, 03/08/2014	8
8	Jimmer Fredette vs. Air Force, 03/12/2009	7

Free Throw Percentage*

Rk	Name, Year	FG	FGA	Pct
1	Tyler Haws vs. San Francisco, 03/10/2014	14	14	1.000
	Jimmer Fredette at UNLV, 03/12/2010	12	12	1.000
	Tyler Haws vs. Gonzaga, 03/11/2014	11	11	1.000
4	Jimmer Fredette vs. TCU, 03/11/2010	23	24	.958
5	Terrell Lyday vs. Wyoming, 03/09/2001	13	14	.929
6	Michael Smith vs. Air Force, 03/05/1987	9	10	.900
	Kenneth Roberts vs. Fresno State, 03/11/1994	9	10	.900

*Minimum 10 Free Throw Attempts

Rebounds

Rk	Name vs. Opponent, Date	Reb
1	Kyle Collinsworth vs. Loyola Marymount, 03/08/2014	16
2	Rafael Araujo vs. Wyoming, 03/11/2004	14
3	Rafael Araujo vs. New Mexico, 03/13/2003	13
	Shawn Bradley vs. Colorado State, 03/07/1991	13
	Shawn Bradley vs. Utah, 03/09/1991	13
	Jim Usevitch vs. Hawaii, 03/10/1988	13
	Michael Smith at New Mexico, 03/06/1987	13
	Jared Miller vs. New Mexico, 03/12/1993	13
	Lee Cumnard at UNLV, 03/10/2007	13

Offensive Rebounds

Rk	Name vs. Opponent, Date	OReb
1	Jared Miller vs. New Mexico, 03/12/1993	9
2	Lee Cumnard at UNLV, 03/10/2007	8
3	Jim Usevitch vs. Hawaii, 03/10/1988	7
	Kenneth Roberts vs. Colorado State, 03/09/1995	7

Assists

Rk	Name vs. Opponent, Date	Ast
1	Austin Ainge at UNLV, 03/10/2007	10
2	Kevin Santiago vs. Hawaii, 03/10/1989	9
3	Michael Vranes vs. TCU, 03/02/1999	8
	Marty Haws vs. Air Force, 03/05/1987	8
	Brandon Davies vs. San Diego, 03/08/2013	8
	Nathan Call vs. Hawaii, 03/08/1991	8

Minutes Played

Rk	Name vs. Opponent, Date	Min
1	Marty Haws vs. Utah, 03/08/1990	45
2	Andy Toolson vs. Utah, 03/08/1990	43
	Scott Moon vs. Hawaii, 03/08/1991	43
	Nathan Call vs. Utah, 03/09/1991	43
5	Nathan Call vs. Hawaii, 03/08/1991	42
	Kyle Collinsworth vs. San Francisco, 03/10/2014	42
	Travis Hansen vs. Colorado State, 03/14/2003	42

Blocks

Rk	Name vs. Opponent, Date	Blk
1	Shawn Bradley vs. Utah, 03/09/1991	5
	Shawn Bradley vs. Colorado State, 03/07/1991	5
3	Tom Gneiting vs. New Mexico, 03/06/1986	4

Steals

Rk	Name vs. Opponent, Date	Stl
1	Anson Winder vs. Loyola Marymount, 03/08/2014	6
2	Jackson Emery vs. New Mexico, 03/11/2011	5
3	Brock Zylstra vs. San Diego, 03/02/2012	4
	Gary Trost vs. Hawaii, 03/11/1993	4